

Initial conditions from the shadowed Glauber model for Pb+Pb at $\sqrt{s_{NN}} = 2.76$ TeV

Snigdha Ghosh,^{*} Sushant K. Singh,[†] Sandeep Chatterjee,[‡] Jane Alam, and Sourav Sarkar

Theoretical Physics Division, Variable Energy Cyclotron Centre, 1/AF Bidhannagar, Kolkata, 700064, India

Abstract

We study the initial conditions for Pb+Pb collisions at $\sqrt{s_{NN}} = 2.76$ TeV using the two component Monte-Carlo Glauber model with shadowing of the nucleons in the interior by the leading ones. The model parameters are fixed by comparing to the multiplicity data of p+Pb and Pb+Pb at $\sqrt{s_{NN}} = 5.02$ and 2.76 TeV respectively. We then compute the centrality dependence of the eccentricities upto the fourth order as well as their event by event distributions. The inclusion of shadowing brings the Monte-Carlo Glauber model predictions in agreement with data as well as with results from other dynamical models of initial conditions based on gluon saturation at high energy nuclear collisions. Further, we find that the shadowed Glauber model provides the desired relative magnitude between the ellipticity and triangularity of the initial energy distribution required to explain the data on the even and odd flow harmonics v_2 and v_3 respectively at the LHC.

I. INTRODUCTION

One of the most important ingredients in understanding the evolution of matter formed in heavy ion collisions (HIC) is its initial condition (IC). Currently there are several models of IC available with varying degrees of success in explaining the data [1–12]. The Monte-Carlo based IC models generate the event by event (E/E) fluctuations in observables which can be compared to those measured in experiments. Most of these models share the first step-sampling the positions of the constituent nucleons of the two colliding nuclei from their nuclear density distribution which is usually taken to be a Woods-Saxon profile [13]. In the second step, they all differ in the energy deposition scheme corresponding to a specific configuration of the nucleon positions. This finally results in different predictions of centrality dependence of multiplicity, eccentricities and their event by event distributions. The largest source of uncertainties on the extracted values of the medium properties obtained by comparing the predictions of the theoretical models to data is known to stem from the choice of the IC [14].

Monte-Carlo Glauber models (MCGMs) have been reasonably successful in describing the qualitative features of various observables [6, 7]. The energy deposition scheme is largely geometrical with the only dynamical input being a constant nucleon-nucleon cross-section σ_{NN} . The recent data on $v_2 - \frac{dN_{ch}}{d\eta}$ correlation for the top ZDC events in U+U collisions at $\sqrt{s_{NN}} = 193$ GeV and Au+Au interactions at $\sqrt{s_{NN}} = 200$ GeV could not be reproduced within the ambit of the standard MCGM [11, 15]. The MCGM predictions are also in disagreement with the E/E distribution of the second flow harmonic for Pb+Pb collisions at $\sqrt{s_{NN}} = 2.76$ TeV. However, dynamical models based on gluon saturation

physics like IP-Glasma [9] and EKRT [12] are in agreement with data.

MCGMs provide a simple and intuitive description of the IC and hence there have been considerable efforts to address the above issues within the geometric approach of the MCGM [10, 16]. Recently, we have shown that the inclusion of shadowing effect due to the leading nucleons on those located deep inside provides a simple and physical picture that brings the predictions of the shadowed MCGM (shMCGM) in agreement with that of data as well as dynamical models like IP-Glasma at the top RHIC energy for Au+Au as well as U+U collisions [17]. In this paper we present the results of the shMCGM for Pb+Pb collisions at $\sqrt{s_{NN}} = 2.76$ TeV and compare with IP-Glasma model predictions [9] as well as the LHC data [18–21].

In the next section II, we provide the details of our shMCGM and the values of the parameters of the model estimated by comparing with data. In section III we present the results obtained in the shMCGM. We provide estimates for the centrality dependence of various eccentricities and their E/E distributions. We find good quantitative agreement with data as well as IP-Glasma results. Finally, in section IV we summarise.

II. THE MODEL

The details of the shMCGM are given in Ref. [17]. Here we summarise its main features. The shMCGM is an extension of the two component MCGM. In the latter, the energy deposited at (x, y) on the plane transverse to the beam axis (which is along the z axis) is assumed to be a linear superposition of two terms- $N_{part}(x, y)$ and $N_{coll}(x, y)$ where N_{part} counts the number of participant nucleons and N_{coll} is the number of possible binary collisions between them. The total charged multiplicity $dN_{ch}/d\eta$ is also assumed to have a similar linear relation

^{*} snigdha.physics@gmail.com

[†] sushantsk@vecc.gov.in

[‡] sandeepc@vecc.gov.in

with the total N_{part} and N_{coll}

$$\epsilon(x, y) = \epsilon_0 [(1-f) N_{part}(x, y) + f N_{coll}(x, y)] \quad (1)$$

$$\frac{dN_{ch}}{d\eta} = \left[\left(\frac{1-f}{2} \right) \sum_i^{N_{part}} w_i + f \sum_i^{N_{coll}} w_i \right] \quad (2)$$

where the w_i s are sampled from a negative binomial distribution ($P_{NBD}(w, n_0, k)$) with variance $\sim \frac{1}{k}$ [22]

$$P_{NBD}(w, n_0, k) = \frac{\Gamma(k+w)}{\Gamma(k)\Gamma(w+1)} \frac{n_0^w k^k}{(n_0+k)^{w+k}} \quad (3)$$

ϵ_0 and n_0 are the overall normalization parameters for the energy deposited and multiplicity produced respectively. f is usually called the hardness factor which is fixed by comparing with data. The criterion for a binary collision between nucleon i from nucleus A at (x_A^i, y_A^i) and nucleon j from nucleus B at (x_B^j, y_B^j) is given by $r_{AB}^{ij} \leq \frac{\sigma_{NN}}{\pi}$ where r_{AB}^{ij} is the squared distance in the transverse plane between the two nucleons

$$r_{AB}^{ij} = (x_A^i - x_B^j)^2 + (y_A^i - y_B^j)^2 \quad (4)$$

All nucleons that suffer at least a single binary collision is treated as a participant. Thus in the standard two component MCGM approach all the participants are treated democratically irrespective of their positions along z -axis. In the shMCGM we introduce the effect of shadowing due to leading participants on the others through the following ansatz

$$S(n, \lambda) = e^{-n\lambda} \quad (5)$$

where $S(n, \lambda)$ is the shadowing effect on a participant due to n other nucleons from the same nucleus which are in front and shadow it. Thus all the participants are no more treated on equal footing- the leading nucleons contribute to energy deposition more than those located deep inside. Thus overall we have the following four parameters in the shMCGM- n_0 , k , f and λ which are constrained by data.

III. RESULTS

We will now present the results of the shMCGM. In Fig. 1 (a) we have plotted the probability distribution of charged particle multiplicity observed in p+Pb collision at 5.02 TeV for $|\eta| < 2.5$ [23]. We have compared the data with results from both MCGM as well as shMCGM. The nucleons are sampled from a Woods-Saxon distribution of the Pb nuclear density. The Woods-Saxon parameters of the Pb nucleus are: the radius $R = 6.7$ fm obtained from the parametrisation $R = 1.12A^{0.33} - 0.86A^{-0.33}$ and the surface diffusion $\delta = 0.54$ fm [24]. We find good description of the long tail in the distribution only after

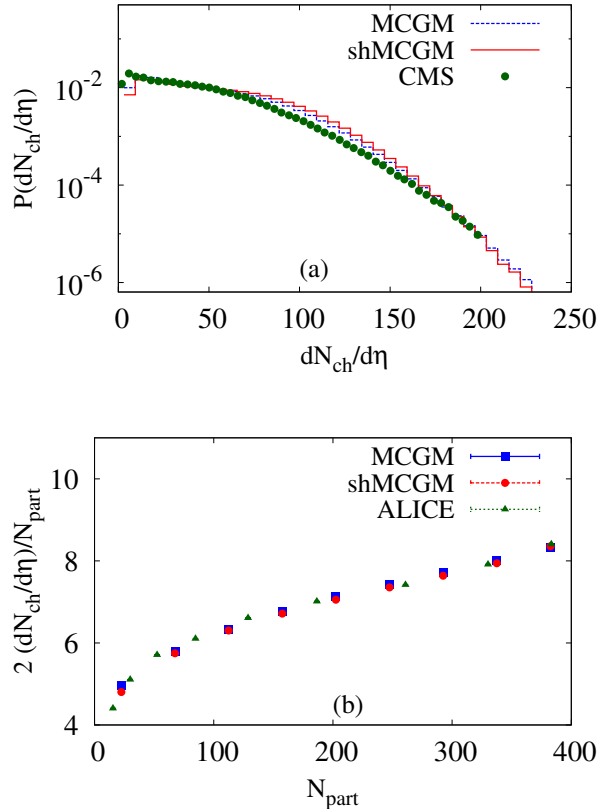


FIG. 1. (Color online) *Top*: The probability distribution of $dN_{ch}/d\eta$ for p+Pb at $\sqrt{s_{NN}} = 5.02$ TeV compared between data [23], MCGM and shMCGM. *Bottom*: The centrality dependence of $dN_{ch}/d\eta$ for Pb+Pb at $\sqrt{s_{NN}} = 2.76$ TeV compared between data [18], MCGM and shMCGM.

including NBD fluctuation [22] with $k \sim 1$. In Fig. 1 (b) we display the centrality dependence of the charged particle multiplicity in Pb+Pb collisions at $\sqrt{s_{NN}} = 2.76$ TeV and contrast the results with the available data [18]. It is clear that this plot does not discriminate between MCGM and shMCGM as both the models describe the data well for suitably adjusted values of the model parameters. Thus the shadow parameter λ can not be fixed from this plot. We have fixed λ from the E/E distribution plot of scaled v_2 assuming linear hydrodynamic response, i.e. $v_2 \propto \epsilon_2$. The values of the parameters so obtained is tabulated in Table I. Apart from the parameters listed in Table I, we need the nucleon-nucleon cross-section σ_{NN} which is taken here as 64 mb (the corresponding value at RHIC is 42 mb). We take $\sigma = 0.5$ fm, which is used in the Gaussian ansatz below to smear the energy ϵ_i deposited by a participant located at (x_i, y_i) ,

$$\epsilon_i(x, y) = \frac{\epsilon_0}{2\pi\sigma^2} e^{-\frac{(x-x_i)^2 + (y-y_i)^2}{2\sigma^2}} \quad (6)$$

We notice that in both MCGM as well as shMCGM, n_0 nearly doubles from $\sqrt{s_{\text{NN}}} = 200$ GeV to 2.76 TeV. On the other hand, f drops by 20% as we go from RHIC to LHC in MCGM while it stays almost constant in shMCGM. However, the shadow parameter λ drops by 25% at LHC compared to highest RHIC energy. This suggests that λ increases with decrease in $\sqrt{s_{\text{NN}}}$ and hence the distinction between the two Glauber approaches will become even more significant at lower energies (e.g. GSI-FAIR energies).

Thus, having fixed the parameters of the Glauber models, we now look at the model predictions for other observables and compare them with data as well as results from other dynamical models of IC like IP-Glasma. We first study the centrality dependence of the mean eccentricity harmonics ε_n of the initial energy deposited in the overlap region

$$\varepsilon_n e^{i\Psi_n} = \frac{\langle r^n e^{in\phi} \rangle}{\langle r^n \rangle} \quad (7)$$

where $n = 2, 3, \dots$. The coordinate system is chosen such that $\langle \vec{r} \rangle = 0$. $\langle \dots \rangle$ represents averaging over the transverse plane with the initial energy deposited on the transverse plane $\varepsilon(x, y)$ as the weight function. In Fig. 2, we have plotted the ensemble average of ε_2 , ε_3 and ε_4 vs their centrality which is determined from the final state (FS) charged hadron multiplicity. We have shown the results for MCGM, shMCGM and IP-Glasma. All the models show a rising trend for ε_2 with centrality which is also expected from geometrical arguments- events with lower multiplicity occur with larger impact parameter which results in larger ellipticity of the overlap region. For all centralities, ε_2 in shMCGM is enhanced as compared to MCGM and is also in good agreement with IP-Glasma results. The higher value of ε_2 in shMCGM as compared to MCGM was also found at RHIC energy and is a typical effect due to nucleon shadowing [17]. The ends of the minor axis of the collision zone have on an average larger number of participants as compared to the ends of the major axis of the overlap region which calls for larger shadowing effect at the ends of the minor axis. This effectively reduces the minor axis more than the major axis, thus increasing the ε_2 of the overlap region.

The higher harmonics arise due to granularity in the IC which is controlled by N_{part} : smaller N_{part} corresponds to larger granularity [25, 26]. This explains the rising trend in ε_3 and ε_4 with centrality. We note that

Model	n_0	f	k	λ
MCGM	4.05	0.11	1	-
shMCGM	4.05	0.32	1	0.08

TABLE I. The values of the parameters of the Glauber models used in this work.

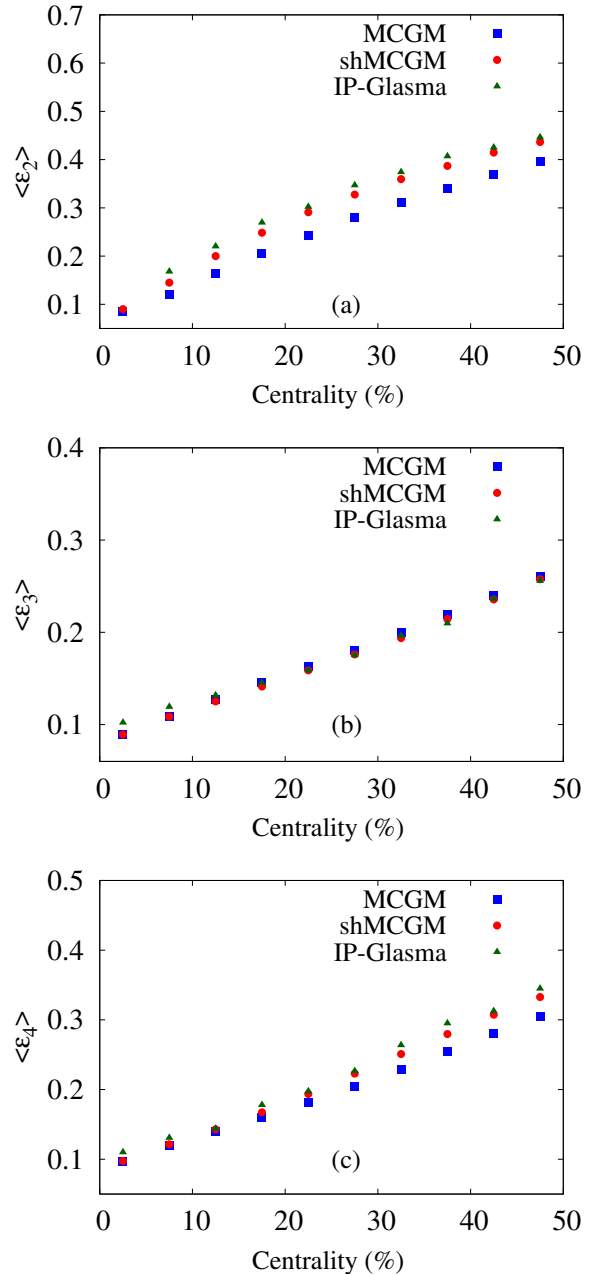


FIG. 2. (Color online) The centrality dependence of eccentricities compared between IP-Glasma, MCGM and shMCGM.

both MCGM and shMCGM yield almost similar values for these higher eccentricities even though in shMCGM the effective number of participants is smaller than in MCGM due to the shadowing effect. This is so because the shadowing effect systematically weakens only those sources which have other sources in front. Thus, weakening of these sources in the bulk do not increase the

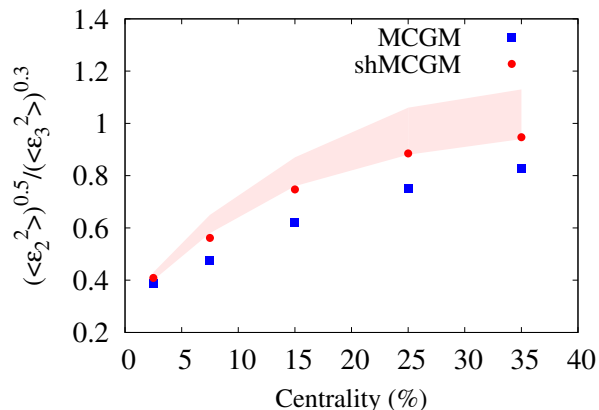


FIG. 3. (Color online) The centrality dependence of the ratio of r.m.s. ε_2 to ε_3 compared between MCGM and shMCGM. Also shown is the band as proposed in Ref. [27] that is required to explain the correlation of $v_2 - v_3$ in data assuming linear hydrodynamic response.

granularity in the transverse plane.

The correlation between the even-odd harmonics largely stem from the $\varepsilon_2 - \varepsilon_3$ correlation of the initial state (IS). Starting from the observed correlation in the data of $v_2 - v_3$ at the LHC, an allowed band for the ratio of r.m.s values of ε_2 to ε_3 was obtained in Ref. [27] within the realm of linear response. In Fig. 3 we have shown this band. We also show the values obtained for the same quantity in MCGM and shMCGM. The enhancement of ε_2 in shMCGM as compared to MCGM as noted earlier in Fig. 2 also helps here- it pushes the prediction for the ratio of r.m.s. of ε_2 to ε_3 into the band that is favored by data unlike the case of MCGM which underpredicts as compared to the band.

We now turn our attention from the mean geometric properties in the IC to their fluctuations. We first analyse the E/E distributions of the ε_n scaled by their ensemble average values and compare with that of IP-Glasma [9] as well as ATLAS data of v_n [19, 20]. As long as the hydrodynamic response is linear ($v_n = k_n \varepsilon_n$ where k_n is a constant), we expect the E/E distributions of $\varepsilon_n / \langle \varepsilon_n \rangle$ to be a good representative of $v_n / \langle v_n \rangle$. In Figs. 4, 5 and 6 we have plotted the E/E distribution plots for ε_2 , ε_3 and ε_4 for the following centrality classes: (0 – 5) %, (10 – 15) % and (20 – 25) %. Overall, there is good quantitative agreement between shMCGM and data as well as IP-Glasma. It is well known that the standard MCGM produces a broader E/E distribution as compared to data as well as IP-Glasma results [12, 26]. However as already argued earlier in Ref. [17], the shadowing effect *shadows* the participants as well as their E/E fluctuations in position which eventually results in narrower E/E distribution that is in good agreement with data and IP-Glasma

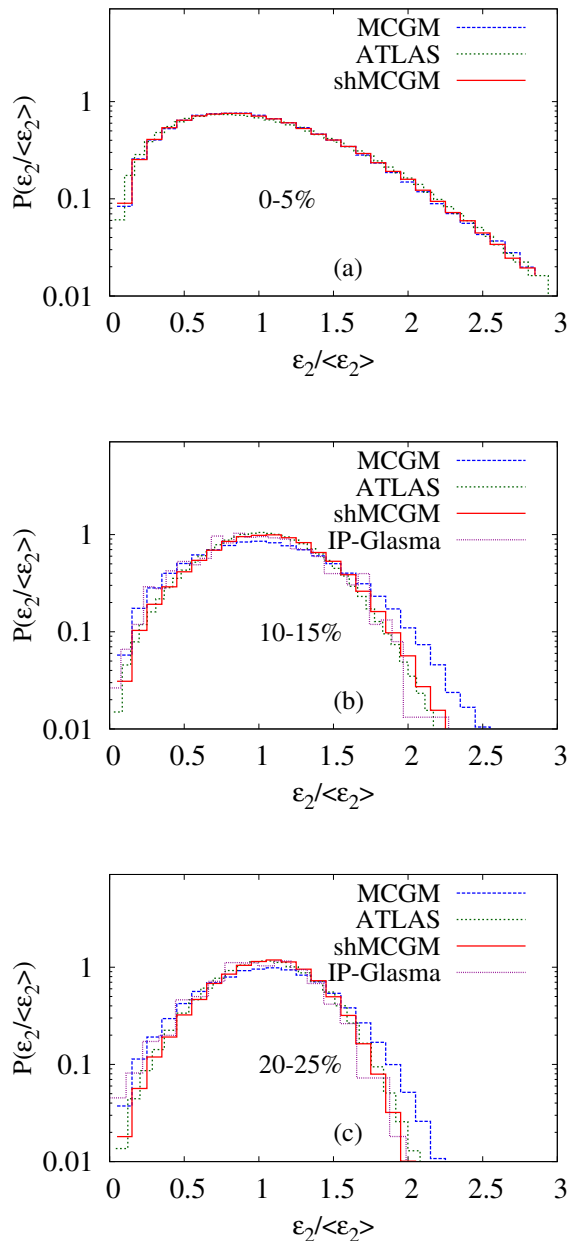


FIG. 4. (Color online) The E/E distribution of ε_2 compared between data [19, 20], IP-Glasma, MCGM and shMCGM.

predictions.

For further peripheral centralities, the agreement in case of the E/E distributions of ε_2 worsen. On the other hand, the distributions of the higher harmonics continue to be in good agreement. Recently, this has been shown as evidence of cubic hydrodynamic response to ellipticity in peripheral collisions [28]. A modified predictor of v_2 ,

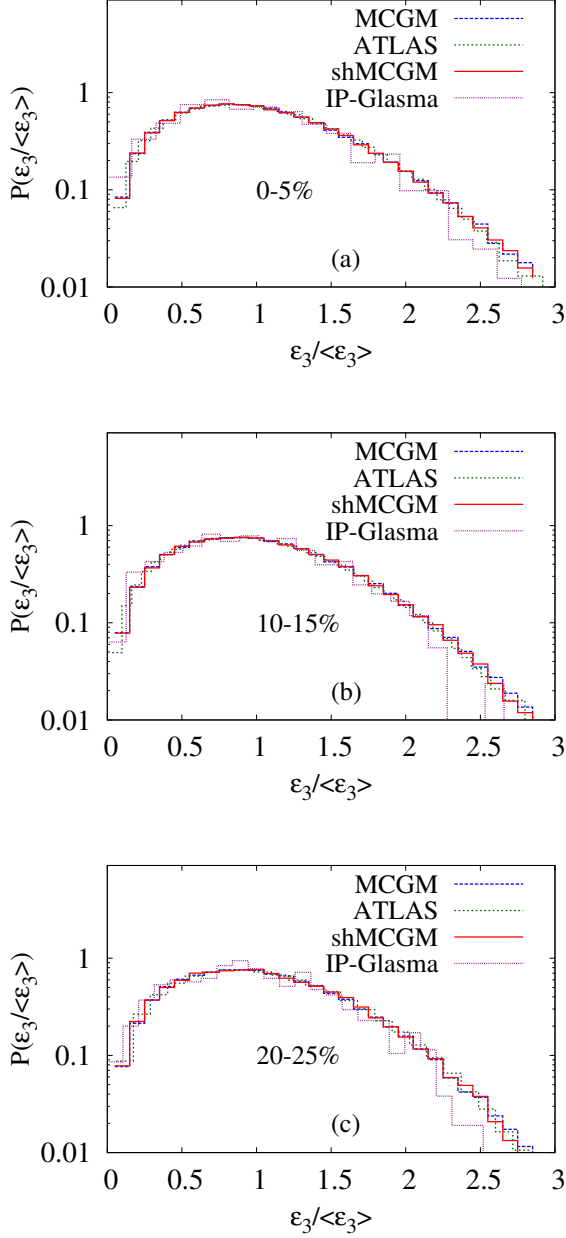


FIG. 5. (Color online) The E/E distribution of ε_3 compared between data [19, 20], IP-Glasma, MCGM and shMCGM.

in terms of $\varepsilon_{1,2}$ was shown to do a much better job in the EKRT model for such peripheral bins [12] where it is defined as:

$$\varepsilon_{1,2} e^{i\Psi_{1,2}} = \frac{\langle r e^{i2\phi} \rangle}{\langle r \rangle} \quad (8)$$

In Fig. 7 we have plotted the E/E distribution for $\varepsilon_{1,2}$ and compared with the case of ε_2 as well as v_2 from data

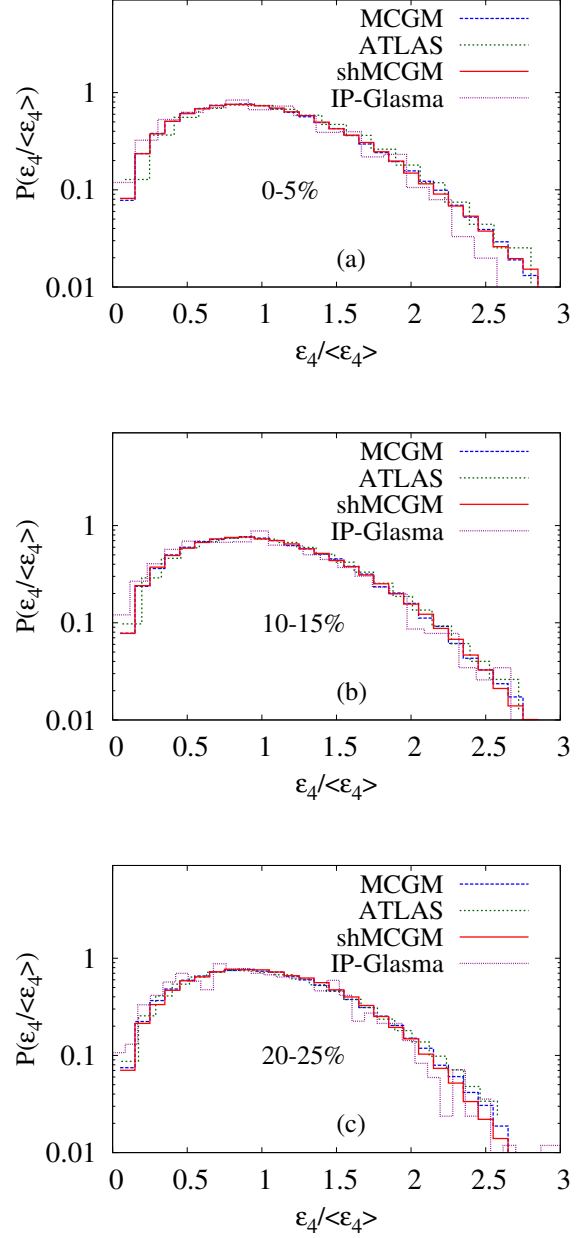


FIG. 6. (Color online) The E/E distribution of ε_4 compared between data [19, 20], IP-Glasma, MCGM and shMCGM.

for the centrality bins of (40 – 45)% and (50 – 55)%. We indeed find better agreement between data of v_2 and shMCGM prediction for $\varepsilon_{1,2}$ than ε_2 .

The standard deviation is a good measure of fluctuation about the mean value. ATLAS data is available on the scaled variance of the flow coefficients v_n which can be compared to that of initial eccentricity assuming linear

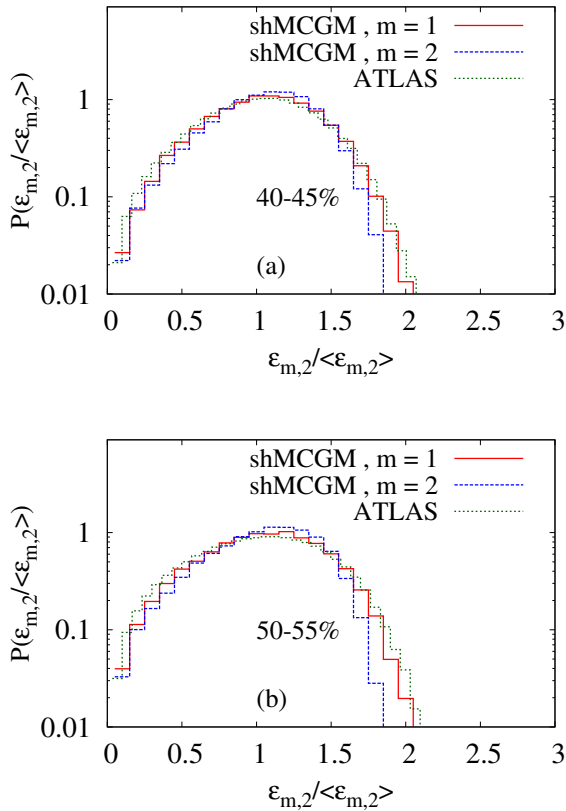


FIG. 7. (Color online) The comparison between E/E distribution of $\varepsilon_{1,2}$ and ε_2 obtained in shMCGM with data of v_2 [19, 20].

response [20]. These quantities have been recently shown to agree well with MCGM computations [29]. In Fig. 8, we have plotted the centrality dependence of $\sigma(\varepsilon_n)/\langle\varepsilon_n\rangle$ in MCGM and shMCGM. We find almost equally good agreement between data and the different Glauber approaches. Two particle cumulants $\varepsilon_n\{2\}$ and four particle cumulants $\varepsilon_n\{4\}$ are other quantities of interest that are often measured in experiments and compared to theory,

$$\varepsilon_n\{2\} = \langle\varepsilon_n^2\rangle^{1/2} \quad (9)$$

$$\varepsilon_n\{4\} = (2\langle\varepsilon_n^2\rangle^2 - \langle\varepsilon_n^4\rangle)^{1/4} \quad (10)$$

From these cumulants it is possible to define the following scaled moments which within linear response will have one to one correspondence between the initial state(IS) and the final state (FS)

$$F(\varepsilon_n) = \sqrt{\frac{\varepsilon_n\{2\}^2 - \varepsilon_n\{4\}^2}{\varepsilon_n\{2\}^2 + \varepsilon_n\{4\}^2}} \quad (11)$$

We have plotted the centrality dependence of $F(\varepsilon_n)$ in Fig. 9 and find good qualitative agreement between

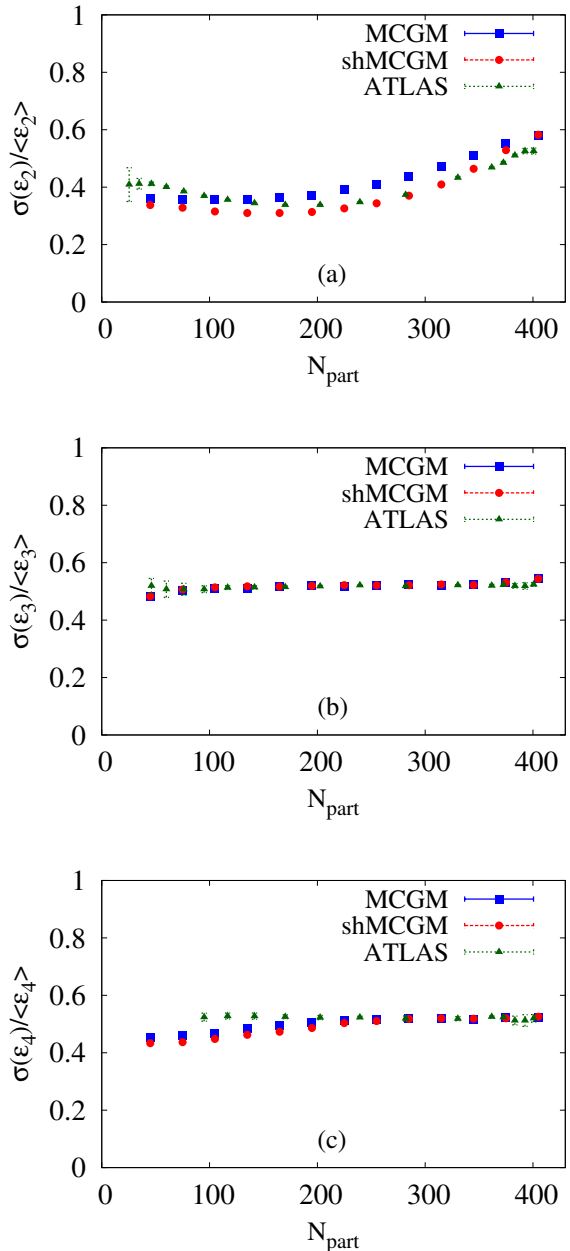


FIG. 8. (Color online) The centrality dependence of normalised standard deviation of the eccentricities compared between data [20], MCGM and shMCGM.

data [21], MCGM and shMCGM. Thus it is clear from Figs. 3, 4, 8 and 9 that the relative magnitudes of $\varepsilon_2 - \varepsilon_3$ and E/E distribution plots of scaled ε_2 can discriminate clearly between MCGM and shMCGM. The rest of the observables have weaker discriminatory power.

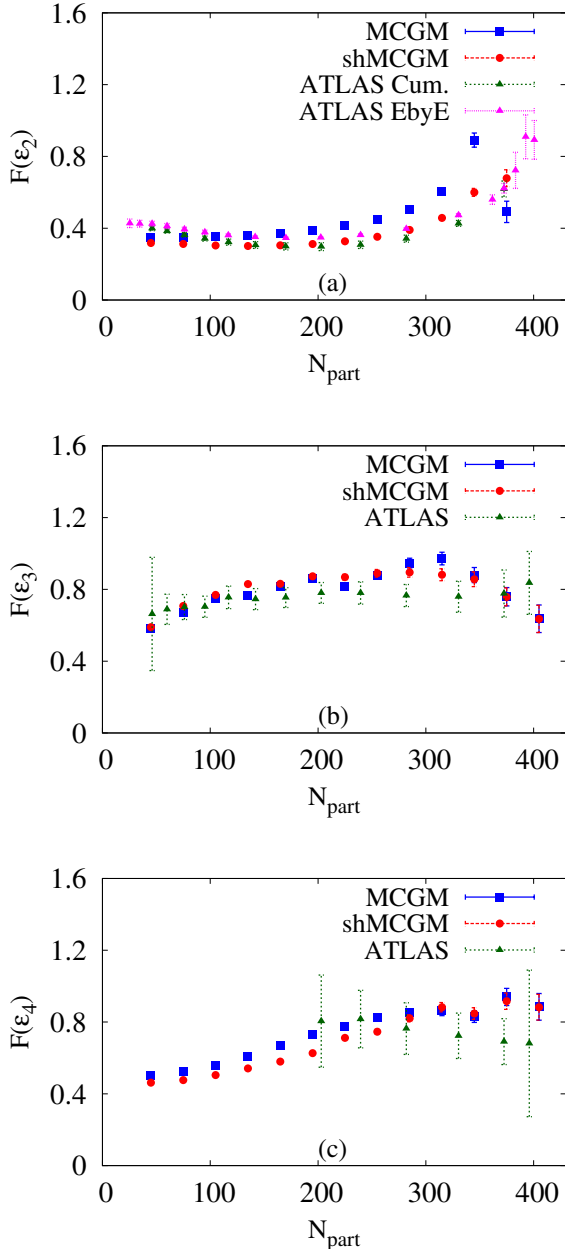


FIG. 9. (Color online) The centrality dependence of F of the eccentricities compared between data [21], MCGM and shMCGM.

IV. SUMMARY AND DISCUSSIONS

Glauber models provide a simple and intuitive picture of the initial conditions for the system produced in

heavy ion collisions. This model provides the centrality dependence of various ensemble average observables like charged particle multiplicity, anisotropies of the initial energy deposited etc. The MCGM generates event by event distributions of these quantities. The above observables including their event by event distribution can be measured in experiments and compared to such models of initial condition. Overall, Monte-Carlo Glauber models manage to provide a good qualitative description of the data. However, such geometrical models can not describe the recent data on $v_2 - dN_{ch}/d\eta$ correlation from U+U at $\sqrt{s_{\text{NN}}} = 193$ GeV and event by event flow data for Pb+Pb at $\sqrt{s_{\text{NN}}} = 2.76$ TeV. This has called for a lot of ongoing effort to address such issues within the geometric approach of the Glauber model. We have earlier successfully addressed these issues at the top RHIC energy by introducing the effect of shadowing due to leading nucleons on the other participants located in the bulk [17]. Here we have extended our study to Pb+Pb collisions at $\sqrt{s_{\text{NN}}} = 2.76$ TeV. This idea of *eclipse* of nucleons in presence of other nucleons inside a nucleus has been proposed about sixty years back [30]. However, the significance of this effect in the phenomenology of heavy ion collisions has been hardly explored before. The current as well as our earlier work [17] suggest that the nucleon shadowing plays an important role in the ICs of HICs.

We find that for all centralities ϵ_2 is enhanced while ϵ_3 and ϵ_4 do not change much due to the inclusion of shadowing. This brings the predictions of the shadowed Glauber model for the mean values as well as event by event distributions of the eccentricities in agreement with IP-Glasma results. The relative magnitudes of $\epsilon_2 - \epsilon_3$ and event by event distributions of ϵ_2 clearly demonstrate the superior performance of the shadowed Glauber model as compared to its conventional version, MCGM. The shadow parameter λ drops by $\sim 25\%$ as we go from top RHIC to LHC energies. This implies that at lower energies, the effect of shadowing in Glauber models will be even more important. Currently for low energies where the fireball is expected to carry a non-zero net baryon number, dynamical models are yet to be formulated and predictions made. On the other hand, within the ambit of the shadowed Monte-Carlo Glauber model, it is straightforward to make predictions at all energies as long as there is a good understanding of the $\sqrt{s_{\text{NN}}}$ dependence of the model parameters.

Acknowledgement: We would like to thank Prithwish Tribedy for providing the IP-Glasma data. SC acknowledges him for many fruitful discussions on the initial condition and thanks ‘‘Centre for Nuclear Theory’’ [PIC XII-R&D-VEC-5.02.0500], Variable Energy Cyclotron Centre for support. SG acknowledges Department of Atomic Energy, Govt. of India for support.

-
- [1] A. Bialas, M. Bleszynski, and W. Czyz, Nucl. Phys. **B111**, 461 (1976).
- [2] K. J. Eskola, K. Kajantie, P. V. Ruuskanen, and K. Tuominen, Nucl. Phys. **B570**, 379 (2000).
- [3] D. Kharzeev and M. Nardi, Phys. Lett. **B507**, 121 (2001).
- [4] D. Kharzeev, E. Levin, and M. Nardi, Phys. Rev. **C71**, 054903 (2005).
- [5] T. Hirano, U. W. Heinz, D. Kharzeev, R. Lacey, and Y. Nara, Phys. Lett. **B636**, 299 (2006).
- [6] M. L. Miller, K. Reygers, S. J. Sanders, and P. Steinberg, Ann. Rev. Nucl. Part. Sci. **57**, 205 (2007).
- [7] W. Broniowski, M. Rybczynski, and P. Bozek, Comput. Phys. Commun. **180**, 69 (2009).
- [8] B. Schenke, P. Tribedy, and R. Venugopalan, Phys. Rev. Lett. **108**, 252301 (2012).
- [9] C. Gale, S. Jeon, B. Schenke, P. Tribedy, and R. Venugopalan, Phys. Rev. Lett. **110**, 012302 (2013).
- [10] M. Rybczynski, W. Broniowski, and G. Stefanek, Phys. Rev. **C87**, 044908 (2013).
- [11] A. Goldschmidt, Z. Qiu, C. Shen, and U. Heinz, Phys. Rev. **C92**, 044903 (2015).
- [12] H. Niemi, K. J. Eskola, and R. Paatelainen, (2015), arXiv:1505.02677 [hep-ph].
- [13] R. D. Woods and D. S. Saxon, Phys. Rev. **95**, 577 (1954).
- [14] H. Song, S. A. Bass, U. Heinz, T. Hirano, and C. Shen, Phys. Rev. Lett. **106**, 192301 (2011), [Erratum: Phys. Rev. Lett.109,139904(2012)].
- [15] L. Adamczyk et al. (STAR), Phys. Rev. Lett. **115**, 222301 (2015).
- [16] J. S. Moreland, J. E. Bernhard, and S. A. Bass, Phys. Rev. **C92**, 011901 (2015).
- [17] S. Chatterjee, S. K. Singh, S. Ghosh, M. Hasanujjaman, J. Alam, and S. Sarkar, (2015), arXiv:1510.01311 [nucl-th].
- [18] K. Aamodt et al. (ALICE), Phys. Rev. Lett. **106**, 032301 (2011).
- [19] A. R. Timmins (ALICE), J. Phys. Conf. Ser. **446**, 012031 (2013).
- [20] G. Aad et al. (ATLAS), JHEP **11**, 183 (2013).
- [21] G. Aad et al. (ATLAS), Eur. Phys. J. **C74**, 3157 (2014).
- [22] P. Bozek and W. Broniowski, Phys. Rev. **C88**, 014903 (2013).
- [23] S. Chatrchyan et al. (CMS), PhysicsResultsHIN12015.
- [24] P. F. Kolb and U. W. Heinz, (2003), arXiv:nucl-th/0305084 [nucl-th].
- [25] R. S. Bhalerao, M. Luzum, and J.-Y. Ollitrault, Phys. Rev. **C84**, 054901 (2011).
- [26] B. Schenke, P. Tribedy, and R. Venugopalan, Phys. Rev. **C89**, 064908 (2014).
- [27] E. Retinskaya, M. Luzum, and J.-Y. Ollitrault, Phys. Rev. **C89**, 014902 (2014).
- [28] J. Noronha-Hostler, L. Yan, F. G. Gardim, and J.-Y. Ollitrault, (2015), arXiv:1511.03896 [nucl-th].
- [29] M. Rybczynski and W. Broniowski, (2015), arXiv:1510.08242 [nucl-th].
- [30] R. J. Glauber, Phys. Rev. **100**, 242 (1955).