

# A new route towards merging massive black holes

Pablo Marchant<sup>1\*</sup>, Norbert Langer<sup>1</sup>, Philipp Podsiadlowski<sup>2,1</sup>, Thomas M. Tauris<sup>1,3</sup>, and Takashi J. Moriya<sup>1</sup>

<sup>1</sup> Argelander-Institut für Astronomie, Universität Bonn, Auf dem Hügel 71, 53121 Bonn, Germany

<sup>2</sup> Department of Astrophysics, University of Oxford, Oxford OX1 3RH, UK

<sup>3</sup> Max-Planck-Institut für Radioastronomie, Auf dem Hügel 69, 53121 Bonn, Germany

## ABSTRACT

Recent advances in gravitational-wave astronomy make the direct detection of gravitational waves from the merger of two stellar-mass compact objects a realistic prospect. Evolutionary scenarios towards mergers of double compact objects generally invoke common-envelope evolution which is poorly understood, leading to large uncertainties in merger rates. We explore the alternative scenario of massive overcontact binary (MOB) evolution, which involves two very massive stars in a very tight binary which remain fully mixed due to their tidally induced high spin. We use the public stellar-evolution code MESA to systematically study this channel by means of detailed simulations. We find that, at low metallicity, MOB produce double-black-hole (BH+BH) systems that will merge within a Hubble time with mass ratios close to one, in two mass ranges,  $\sim 25 \dots 60 M_{\odot}$  and  $\gtrsim 130 M_{\odot}$ , with pair instability supernovae (PISNe) being produced in-between. Our models are also able to reproduce counterparts of various stages in the MOB scenario in the local Universe, providing direct support for it. We map the initial parameter space that produces BH+BH mergers, determine the expected chirp mass distribution, merger times, Kerr parameters and predict event rates. We typically find that for  $Z \lesssim Z_{\odot}/10$ , there is one BH+BH merger for  $\sim 1,000$  core-collapse supernovae. The advanced LIGO (aLIGO) detection rate is more uncertain and depends on the metallicity evolution. Deriving upper and lower limits from a local and a global approximation for the metallicity distribution of massive stars, we estimate aLIGO detection rates (at design limit) of  $\sim 19 - 550 \text{ yr}^{-1}$  for BH+BH mergers below the PISN gap and of  $\sim 2.1 - 370 \text{ yr}^{-1}$  above the PISN gap. Even with conservative assumptions, we find that aLIGO should soon detect BH+BH mergers from the MOB scenario and that these could be the dominant source for aLIGO detections.

**Key words.** – stars: binaries (including multiple): close – stars: rotation – stars: black holes – stars: massive – gravitational waves

## 1. Introduction

The existence of stellar binaries which consist of two stellar remnants so close that they can merge within the Hubble time have been known for a long time. Merging double-white-dwarf systems are thought to provide one potential channel to produce so called Type Ia supernovae, which are the main producers of iron and through which the accelerated expansion of the Universe was discovered. Also, various double neutron star systems have been found, most importantly the Hulse-Taylor system (Hulse & Taylor 1975) and more recently the double pulsar PSR J0737-3039 (Burgay et al. 2003), whose orbital decay has confirmed Einstein’s gravitational-wave prediction immaculately. Double-black-hole binaries have not yet been detected, which is obviously difficult since they do not emit electromagnetic radiation. However, as they are the most massive of the double compact binaries, their gravitational-wave radiation would be much stronger than that of white-dwarf or neutron-star systems.

The evolution of a binary system from the initial stage of two orbiting main-sequence stars to the double compact binary stage is believed to require, in most scenarios, at least one so called common-envelope phase. This is essential as stars tend to largely expand after their main-sequence evolution, and as an early merging of the binary is to be avoided, a large orbital separation is required to accommodate this. The common-envelope stage is then necessary to shrink the system to a compact final configuration. Whereas the physics of this process is not yet well understood (Ivanova et al. 2013), some observational constraints

exist for low-mass binaries (e.g., Han et al. 2003; Zorotovic et al. 2011). For massive binaries, observational evidence is much scarcer, and the common-envelope process is much less well understood theoretically (Taam & Sandquist 2000). For double-neutron-star systems, the increased number of observed systems is beginning to provide some constraints. For double-black-hole systems, however, the uncertainties are so large that the predicted rates of black-hole binaries from the common-envelope channel are uncertain by several orders of magnitude (Abadie et al. 2010).

A completely different route towards double compact binaries is explored in this paper, which does not involve a common-envelope phase and may work only for very massive stars: it involves the chemically homogeneous evolution of rapidly rotating stars in tidally locked binaries.

Usually the stabilizing effects of entropy and composition gradients prevent the efficient mixing of gas once composition gradients have been established. However, the more massive a star is, the less this is the case due to the increased importance of radiation pressure. It has been found that mixing induced by rapid rotation can, in principle, keep massive stars chemically homogeneous throughout core hydrogen burning (Maeder 1987; Langer 1992; Heger & Langer 2000). Detailed studies of this type of evolution through large grids of stellar models (Yoon & Langer 2005; Woosley & Heger 2006; Brott et al. 2011; Köhler et al. 2015; Szécsi et al. 2015) have shown that this works only at low metallicity where strong angular-momentum loss due to stellar winds can be avoided such that the stars remain fully mixed until core hydrogen exhaustion. Since, in this case, rapidly spin-

\* Email: pablo@astro.uni-bonn.de

ning iron cores are produced at the end of the stars' lives, such single-star models have been suggested as progenitors of long-duration gamma-ray bursts (LGRBs) (Woosley & Heger 2006; Yoon et al. 2006).

Chemically homogeneously evolving stars avoid the strong post-main sequence expansion as they do not maintain a massive hydrogen-rich envelope. de Mink et al. (2009) therefore suggested that massive close binaries, where rapid rotation and thus chemically homogeneous evolution can be enforced through the tidal interaction of both stars, could evolve towards black holes without ever encountering contact or mass transfer (see also Mandel & de Mink (2016); Song et al. (2015)).

In this paper, we explore the evolution of close binaries with component masses above  $\sim 20 M_{\odot}$  by computing large grids of detailed binary evolution models. For this purpose, we use the publicly available code MESA, which we extended to allow the inclusion of contact binaries with mass ratios close to one (Sect. 2). Against our initial expectation, we find that contact-free evolution occurs only very rarely. Instead, when computing the evolution of massive overcontact binaries (MOBs), we find many systems which avoid merging during core hydrogen burning. We compute the final configurations of these binaries in Sect. 3, including the black-hole masses, separations, and their mass ratios. In Sect. 4 we discuss the predicted black-hole Kerr parameters, potential explosive mass loss and momentum kicks, and the connection of the MOB scenario with long-duration gamma-ray bursts (GRBs) and pair-instability supernovae (PISNe). We discuss event rates and potential LIGO detection rates in Sect. 5, before giving our conclusions in Sect. 6.

## 2. Methods

In this paper, we provide the first detailed binary stellar evolution models which are followed until the double-black-hole stage. To obtain those, we apply the MESA code (Paxton et al. 2015, 2013, 2011), which now includes all the physics required for such calculations, in particular, tidal interactions and differential rotation. We have computed  $\sim 2000$  detailed binary-evolution sequences in 6 model grids for different initial metallicities and mass ratios, thereby achieving a complete coverage of the relevant parameter space. Our model calculations include the over-contact phase which occurs in the closest simulated binaries, which constitutes the main channel for providing massive close black-hole binaries.

### 2.1. Physics implemented in MESA and initial parameters

To model the evolution of our systems, we have used the *binary* module in version r7938 of the MESA code.<sup>1</sup> Opacities are calculated using CO-enhanced opacity tables from the OPAL project (Iglesias & Rogers 1996), computed using solar-scaled abundances based on Grevesse et al. (1996). Convection is modelled using the standard mixing-length theory (Böhm-Vitense 1958) with a mixing length parameter  $\alpha = 1.5$ , adopting the Ledoux criterion. Semiconvection is modelled according to Langer et al. (1983) with an efficiency parameter  $\alpha_{sc} = 1.0$ . We include convective core overshooting during core hydrogen burning following Brott et al. (2011). The effect of the centrifugal force is implemented as in Heger & Langer (2000).

<sup>1</sup> Note that this is not an officially released version. The necessary input files to reproduce our results can be found as the test suite case "double\_bh" of the binary module, which is distributed together with the MESA code.

Composition- and angular-momentum transport due to rotation includes the effects of Eddington-Sweet circulation, secular and dynamical shear instabilities and the GSF instability, with an efficiency factor  $f_c = 1/30$ . This corresponds to the calibrations of the mixing efficiency in stellar models based on the VLT FLAMES Survey of Massive Stars (Brodt et al. 2011, and references therein). We include the effect of magnetic fields on the transport of angular momentum as in Petrovic et al. (2005). Tidal effects are implemented as in Hurley et al. (2002) and Detmers et al. (2008) for the case of stars with a radiative envelope. As we are not interested in following the nucleosynthesis in detail, we use the simple networks provided with MESA `basic.net` for H and He burning, `co_burn.net` for C and O burning and `approx21.net` for later phases.

Our implementation of stellar winds follows that of Yoon et al. (2006), with mass loss rates for hydrogen-rich stars (with a surface helium abundance  $Y_s < 0.4$ ) computed as in Vink et al. (2001), while for hydrogen-poor stars ( $Y_s > 0.7$ ) we use the recipe of Hamann et al. (1995) multiplied by a factor of one tenths. In the range  $0.4 < Y_s < 0.7$ , the rate is interpolated between the two. For both rates we use a metallicity scaling of  $(Z/Z_{\odot})^{0.85}$ . We also include the enhancement of winds through rotation as in Heger & Langer (2000), and, when the rotation rate exceeds a given threshold  $\Omega/\Omega_{\text{crit}} > 0.98$ , we implicitly compute the mass-loss rate required for the rotation rate to remain just below this value.

Whenever one component in the system attempts to overflow its Roche lobe, we implicitly compute the mass-transfer rate necessary for it to remain just within the Roche volume (computed as in Eggleton 1983). The treatment of mass transfer in over-contact systems is described in the following section.

We consider four different metallicities,  $Z_{\odot}/4$ ,  $Z_{\odot}/10$ ,  $Z_{\odot}/20$  and  $Z_{\odot}/50$ , with  $Z_{\odot} = 0.017$  as in Grevesse et al. (1996), and the helium abundance is set in such a way that it increases linearly from its primordial value  $Y = 0.2477$  (Peimbert et al. 2007) at  $Z = 0$  to  $Y = 0.28$  at  $Z = Z_{\odot}$ . For all metallicities, we compute grids for mass ratios  $q_i = M_2/M_1 = 1$ ; for  $Z_{\odot}/50$ , we also compute grids at  $q_i = 0.9, 0.8$ . The initial orbital periods are chosen from the range ( $P_i = 0.5 - 3.0$ ) days, with an interval of 0.1 days, while the initial primary masses are taken from the range ( $\log M_1/M_{\odot} = 1.4 - 2.7$ ) in intervals of 0.1 dex.

### 2.2. The computation of massive overcontact systems

Very close binaries may evolve into contact where both binary components fill and even overflow their Roche volumes. The evolution during the over-contact phase differs from a classical common-envelope phase as co-rotation can, in principle, be maintained as long as material does not overflow the L2 point. This means that a spiral-in due to viscous drag can be avoided, resulting in a stable system evolving on a nuclear timescale.

As a simple approximation to the modelling of over-contact systems with a 1D code, we consider the photosphere of such an object to lie on a Roche equipotential  $\Phi$  and divide it into two distinct volumes for each star,  $V_1(\Phi)$  and  $V_2(\Phi)$ , separated by a plane crossing through  $L_1$  perpendicular to the line joining both stars. We then associate a volume-equivalent radius to each of these,  $R_1(\Phi)$  and  $R_2(\Phi)$ , with the radii corresponding to the potential at  $L_1$  as the Roche lobe radius  $R_{\text{RL}}$  of each. When both stars overflow their Roche lobes, the amount of overflow of one component is a function of the mass ratio, and the amount of

overflow of the other component, i.e.

$$\frac{R_2(\Phi) - R_{\text{RL},2}}{R_{\text{RL},2}} = F\left(q, \frac{R_1(\Phi) - R_{\text{RL},1}}{R_{\text{RL},1}}\right), \quad (1)$$

where the function  $F(q, x)$  must satisfy the conditions  $F(q, 0) = 0$  and  $F(1, x) = x$ . By numerically integrating  $V_1(\Phi)$  and  $V_2(\Phi)$  for different  $q$  ratios and potential values between those at  $L_1$  and  $L_2$ , we find the fit  $F(q, x) = q^{-0.52}x$ , with the Roche-lobe radius computed as in Eggleton (1983), that approximates  $F(q, x)$  with a few percent error in the range  $0.1 \leq q \leq 1$ . During an over-contact phase, mass transfer is then adjusted in such a way that the amount of overflow from each component satisfies this relationship.

Once both stars overflow past the outer Lagrangian point, we expect the system to merge rapidly, either due to mass loss from  $L_2$  carrying a high specific angular momentum or due to a spiral-in due to the loss of co-rotation. We find that, given the volume equivalent radii for the potential at the  $L_2$  point  $R_{\text{L},2,i}$ , the amount of overflow of the least massive star in a system that reaches  $L_2$  approximately satisfies the relationship

$$\frac{R_{\text{L},2,2} - R_{\text{RL},2}}{R_{\text{RL},2}} = 0.299 \tan^{-1}(1.84q^{0.397}) \quad (2)$$

with an error smaller than 2% in the range  $0.02 \leq q \leq 1$ . At  $q = 1$  this means that a star needs to expand up to 1.32 times its Roche lobe radius before reaching  $L_2$ , leaving a significant amount of space for a binary to survive through an over-contact phase. Note that, for the moment, we ignore the effects of energy and element transfer through the shared envelope. However, since the systems we model in this work undergo contact as rather unevolved stars with mass ratios not far from one, we expect these effects to be of minor importance for our present study.

It is worth mentioning that VFTS352 is a massive ( $\sim 30 M_\odot + 30 M_\odot$ ), short-period ( $P_{\text{orb}} = 1.12$  d) over-contact binary, evolving on the nuclear timescale, which has a mass ratio of  $q = 1.008$  and is thought to undergo chemically homogeneous evolution (Almeida et al. 2015). This system therefore provides direct support for the MOB scenario and for our treatment of this phase.

### 3. Results

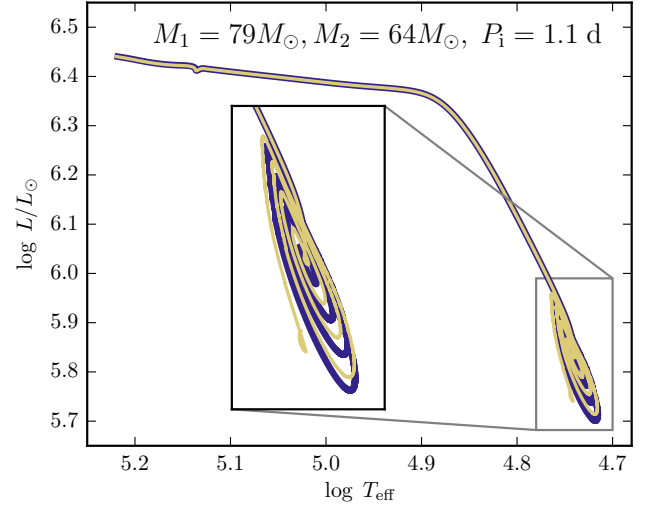
Before looking at the wider parameter space, we provide an example of a typical MOB evolution in the following section.

#### 3.1. Exemplary MOB evolution

We show in Fig.1 the evolutionary tracks of both components of a  $79 + 64 M_\odot$  binary at  $Z = Z_\odot/50$  with an initial period of 1.1 d, from the zero-age main sequence until core helium exhaustion. This system enters an overcontact phase early during core hydrogen burning, during which it swaps mass back and forth several times. Each time, the mass ratio becomes closer to one, such that eventually contact is avoided and the system evolves as a detached binary with two stars of about  $71 M_\odot$  furtheron.

Core hydrogen burning ends at an effective temperature of  $\log T_{\text{eff}} \simeq 4.9$ , after which both stars contract to even smaller radii. Due to the different initial evolution, both stars do not evolve exactly synchronous during the late evolutionary stages.

Figure 2 illustrates the different evolutionary stages of a typical binary in our grid from the zero-age main sequence (ZAMS) to the black-hole merger stage. While chemically homogeneous evolution is maintained during all of core hydrogen burning, again, mass is transferred back and forth between the two binary



**Fig. 1.** Evolutionary tracks of both stars in a MOB in the HR diagram. The initial masses are  $79 M_\odot$  and  $64 M_\odot$  and the initial orbital period is 1.1 d. Both stars evolve towards nearly equal masses, such that their evolutionary tracks after the overcontact phase become almost identical.

components in a succession of contact stages, which eventually leads to a mass ratio very close to one. During the main-sequence phase and the post-core-hydrogen-burning phase, where both stars are compact detached helium stars, stellar-wind mass loss leads to a widening of the orbit. As the winds are metallicity dependent (Mokiem et al. 2007; Vink & de Koter 2005), metal-rich systems are found to widen strongly, which limits the tidal interaction such that the homogeneous evolution may end. Furthermore, if the orbital period is too long, any BH+BH binary that may be produced will not merge in a Hubble time. The depicted case corresponds to case with a metallicity of  $Z = Z_\odot/20$ , which provides a black hole merger after 2.6 Gyr.

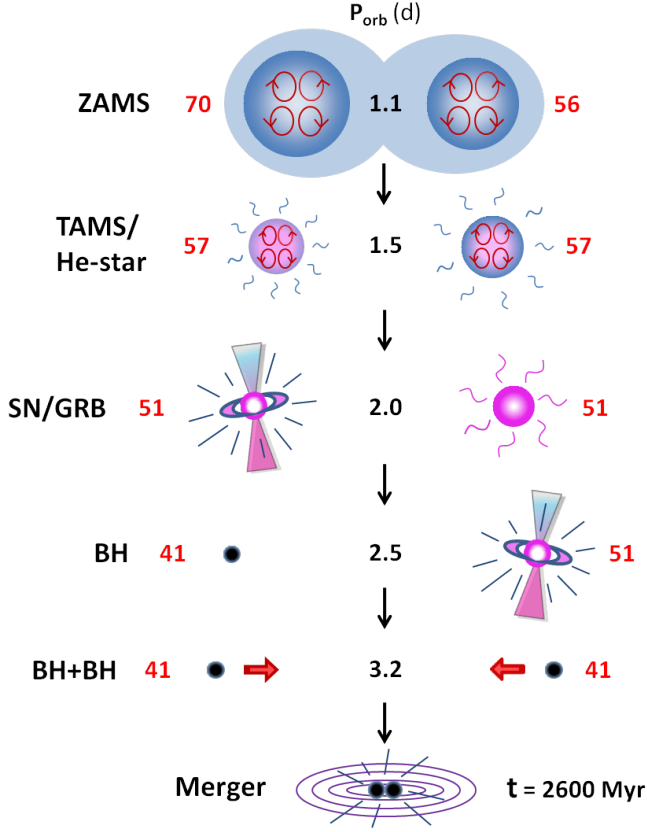
#### 3.2. Example grid

An example of a grid of binary systems is shown in Fig. 3, for  $Z = Z_\odot/50$  and  $q_i = 1$ . Each rectangle in the plot corresponds to one detailed binary evolution model.

As Fig. 3 shows, progenitors of massive double helium stars require initial primary masses above  $\sim 30 M_\odot$ , and the range of periods for which they are formed widens with increasing primary mass. This broadening is the consequence of the larger convective cores and stronger winds for the more massive stars; this has a similar effect as the rotational mixing in exposing helium-rich material at the surface (Köhler et al. 2015; Szécsi et al. 2015).

In particular for binaries with final masses low enough to avoid the pair-instability regime (i.e., roughly for  $M_f < 60 M_\odot$ ; cf. Sects. 3.8 and 3.9), the parameter space for progenitors is completely dominated by overcontact systems, with an important fraction coming from systems that have such low periods that they already overflow their Roche-radii at the ZAMS. Only for initial masses well above  $100 M_\odot$  do we find systems which avoid contact throughout their evolution. But, even in this mass regime, most systems go through at least one contact phase.

We stop all but three (see Sect. 3.8) of our binary-evolution models at a time when the stars end core helium burning since their fate is settled at that time, and the binary orbit will essen-



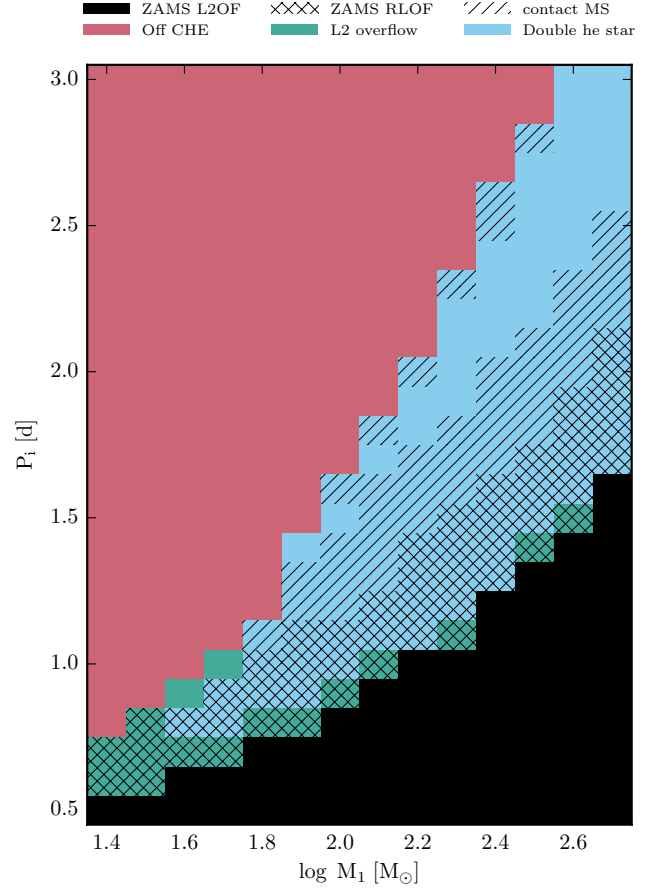
**Fig. 2.** Illustration of the binary stellar evolution leading to a BH+BH merger with a high chirp mass. The masses of the stars in solar masses are indicated with red numbers, and the orbital periods in days are given as black numbers. A phase of contact near the ZAMS causes mass exchange. Acronyms used in the figure. ZAMS: zero-age main sequence; TAMS: termination of hydrogen burning; He-star: helium star; SN: supernova; GRB: gamma-ray burst; BH: black hole.

tially not change any more until the first stellar collapse occurs (3rd stage in Figure 2).

### 3.3. Final binary configurations

Figure 4 summarizes the distribution of the final total system masses as a function of their final orbital period for those models in our grid which succeeded in producing close pairs of helium stars. Since the initial binary periods have to be very short in order to enforce the rapid rotation required for homogeneous evolution, the final properties lie in a narrow strip for each metallicity, but these are distinctly different for different metallicities. For the highest considered masses, this is mainly due to the metallicity dependence of the stellar wind mass loss which has the effect of widening the systems and reducing the mass of the stars, thus producing systems with longer orbital periods and lower masses at higher metallicity.

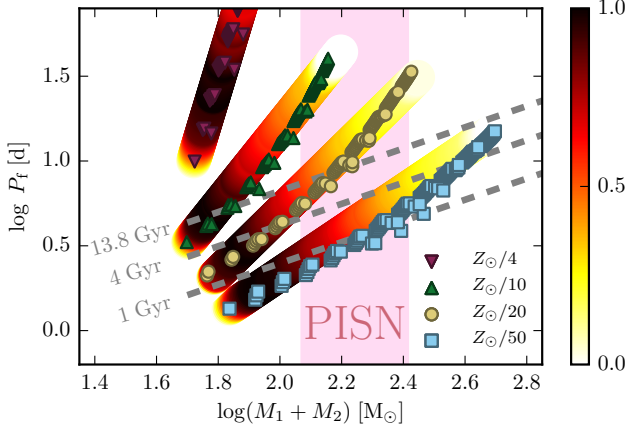
Figure 4 also indicates the merger times for these systems, assuming that the masses and periods do not change in the black-hole formation process (cf., Sect. 3.9). All models with  $Z_{\odot}/4$  and all but the lowest-mass ones with  $Z_{\odot}/10$  produce binaries which are too wide to lead to black-hole mergers within a Hubble time. The more metal-poor models, on the other hand, produce very tight He-star binaries below as well as above the mass regime where pair-instability supernovae (PISNe) are expected to lead to



**Fig. 3.** Example of a grid of binary systems (initial orbital period versus initial primary mass) with  $Z = Z_{\odot}/50$  and  $q_i = 1$ . Models that reached a point where one of the stars has a difference between the surface and central helium abundance of more than 0.2 are considered not to be evolving chemically homogeneously and their calculation is stopped (pink color). The region where the initial orbital period is small enough as to have L2 overflow at the ZAMS is marked in black, while those systems that reach L2 overflow during the main sequence are marked in green. Systems marked in blue successfully form double helium stars. Single hatching marks systems which experience contact during the main sequence, while doubly hatched ones are in an overcontact phase already at the ZAMS.

the complete disruption of the stars rather than the formation of black holes (Heger & Woosley 2002; Chatzopoulos & Wheeler 2012).

The trend of shorter merger times for lower metallicities is expected to continue towards the lowest metallicities found in the Universe. As stellar wind mass loss becomes more and more negligible, the initial stellar radii determine the smallest possible orbital periods. As an example, stars of  $60 M_{\odot}$  have ZAMS radii of  $12 R_{\odot}$ ,  $10.5 R_{\odot}$ ,  $10 R_{\odot}$ , and  $3.5 R_{\odot}$ , at  $Z = Z_{\odot}$ ,  $Z_{\odot}/10$ ,  $Z_{\odot}/50$  and  $Z = 0$ , respectively. This implies that the merger times for the lowest metallicities, in particular for Population III stars, become extremely short. While the expected number of such objects is small, this opens the exciting possibility of eventually observing primordial black hole mergers at high redshift.



**Fig. 4.** Total masses and periods at core helium depletion for systems with  $q_i = 1$  at four different metallicities. Dashed lines are for constant merger times assuming direct collapse into a black hole, and the shaded region indicates the mass range at which PISN would occur, resulting in the total disruption of the stars instead of black-hole formation. The colored bands represent for each metallicity the relative number of objects formed.

### 3.4. Mass distribution and mass ratios

Figure 5 shows the predicted intrinsic chirp-mass distribution for BH+BH mergers for our different metallicity grids, again assuming no mass loss in the BH-formation process. The most prominent feature is the prediction of a clear gap in this distribution, which occurs because systems which would otherwise populate this gap do not appear since the stars explode as pair-instability supernovae without leaving a stellar remnant. The BH progenitors in the systems above the gap also become pair unstable, but the explosive burning can not reverse the collapse which leads straight to the formation of a black hole (Heger & Woosley 2002; Langer 2012).

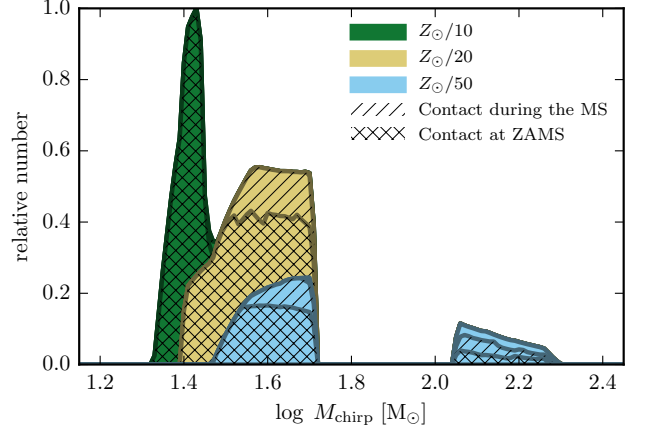
There is a strong general trend towards higher chirp masses with decreasing metallicity. At the lowest metallicity ( $Z = Z_\odot/50$ ) we produce also BHs above the PISN gap. While obviously their number is smaller than the number of BH systems below the gap, they may still be significant as the amplitude of the gravitational-wave signal is a strong function of the chirp mass (cf. Sect. 4).

As indicated in Fig. 5, the vast majority of merging systems have passed through a contact phase and are therefore expected to have a mass ratio close to 1 (as explained above).

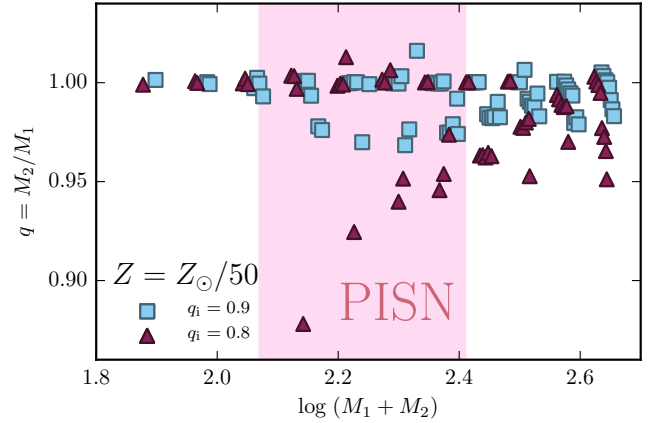
Since both stars are relatively unevolved when they undergo contact, these contact phases result in mass transfer back and forth until a mass ratio  $q \simeq 1$  is achieved. This is depicted in Figure 6, where final mass ratios are shown for systems with  $q_i = 0.9, 0.8$ . For each mass ratio, two distinct branches are visible, corresponding to systems that undergo contact and evolve to  $q \simeq 1$ , and systems that avoid contact altogether. Owing to the strong dependence of mass-loss rates with mass, at high masses, even systems that avoid contact altogether evolve towards  $q = 1$ .

### 3.5. Merger Delay Times

As Fig. 4 already indicates, the merger delay time, i.e. the time between the formation of the BH+BH binary and the eventual merger, is a strong function of metallicity, where the merger de-



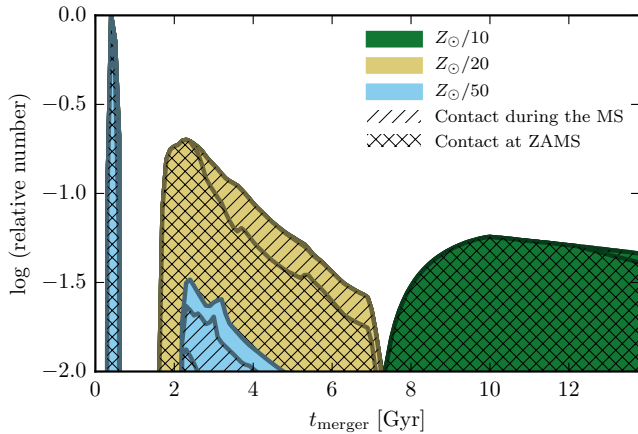
**Fig. 5.** Distribution of chirp masses of BH+BH systems formed at different metallicities, such that they merge in less than 13.8 Gyr. The contribution from each metallicity is scaled assuming a flat distribution in  $Z$ . At very short periods, systems are already at contact at the ZAMS.



**Fig. 6.** Mass ratios of BH+BH systems resulting from our modelled systems for  $q_i = 0.9$  and  $q_i = 0.8$  and a metallicity  $Z = Z_\odot/50$  under the assumption that no mass is lost during collapse. The shaded region indicates the limits for the occurrence of PISNe.

lay times (at a given BH mass) are systematically shorter for lower metallicity. Fig. 7 shows the distribution of the merger delay times for the different metallicities in our grids (assuming a uniform metallicity distribution). While the typical delay time is several Gyr, which helps detecting these events at lower redshift (see Sect. 4), at the lowest metallicity, the delay time can be as short as 0.4 Gyr for BH+BH mergers below the PISN gap. Hence these events can in principle occur at very high redshift. If such mergers were detected, it would allow us to probe the evolution of massive stars in the very early Universe. We note that this is in contrast to the conclusion in Mandel & de Mink (2016), which, however, did not involve detailed binary evolution calculations and, most importantly, did not model contact phases which are essential in the majority of our models. We also note that, if the black holes receive kicks at birth, even higher-metallicity systems may merge very rapidly if the kick reduces the pericenter distance (see Appendix A).





**Fig. 7.** The distribution of merger delay times for different metallicities (as indicated). The hatching is the same as in Figure 5

### 3.6. Observational counterparts

Our choice to include models of up to  $500 M_{\odot}$  in our grids is supported by the evidence for stars of such high masses in the LMC (Crowther et al. 2010).

Various evolutionary stages of the MOB scenario are observationally confirmed by massive binary systems in nearby galaxies. As mentioned in Sect. 2, the MOB VFTS352 (Almeida et al. 2015) supports the idea of homogeneous evolution of overcontact binaries, even though it is not expected to lead to a black-hole merger due to the rather high metallicity of the LMC (cf., Fig. 4). It corresponds to the first stage of our cartoon in Fig. 2.

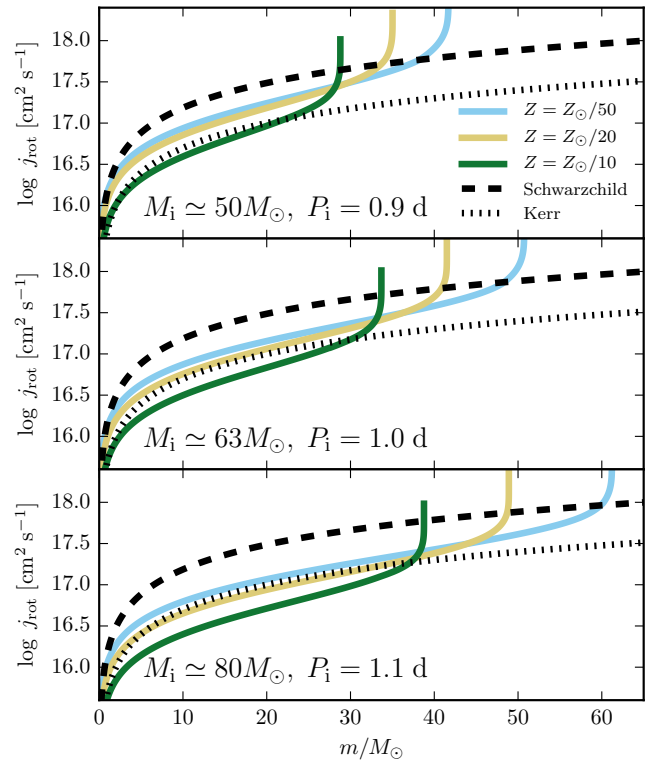
The SMC binary HD 5980 corresponds well to the second stage of Fig. 2. It consists of two  $\sim 60 M_{\odot}$  stars which are both very hydrogen-poor, in a  $\sim 19$  d orbit. Koenigsberger et al. (2014) concluded that this system most likely emerged from homogeneous evolution. This system is well recovered in our grid at  $Z_{\odot}/10$ .

Finally, IC10 X-1 and NGC 300 X-1 are binaries which may correspond well to stage 3 of Fig. 2. Both have a short orbital period ( $P_{\text{orb}} \simeq 1.5$  d for both) and contain very massive black-hole primaries ( $> 23 M_{\odot}$  and  $20 M_{\odot}$ ) and similar-mass, hydrogen-free companions ( $\sim 35 M_{\odot}$  and  $26 M_{\odot}$ ; Barnard et al. (2008); Bulik et al. (2011)). Both systems have close-matching counterparts in our  $Z_{\odot}/20$  binary-evolution grids.

### 3.7. Spins

To test the possibility of producing LGRBs according to the “collapsar” scenario (Woosley 1993) from our MOB models, we compare in Fig. 8 angular-momentum profiles at the point of core helium depletion for a few systems that fall below the PISN gap. A significant amount of mass ejected during an LGRB event could modify the final orbital periods of double BHs, although we find that this should not play a determining role in our rate estimates (as discussed further in Sect. 4).

As Fig. 8 shows, models at a metallicity of  $Z_{\odot}/10$  experience significant braking due to winds, and thus they are unlikely to produce LGRBs. In contrast, several systems at  $Z_{\odot}/50$  that result in helium stars below the PISN gap have specific angular-momentum profiles above the values for the last stable orbit, assuming all mass collapses into a critically rotating black hole. The results at  $Z_{\odot}/20$  are more ambiguous, and it is not clear



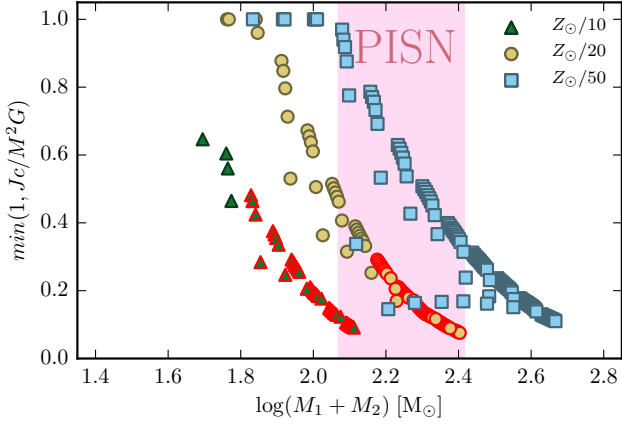
**Fig. 8.** Angular-momentum profiles at core helium depletion for the primary stars of binaries from our grid that result in double-helium-star binaries. Shown are stars of three different initial masses in binaries with similar initial orbital periods, at metallicities of  $Z = Z_{\odot}/50, Z_{\odot}/20, Z_{\odot}/10$ . The curves for the specific angular momentum of the last stable orbit for a non-rotating (Schwarzschild) and critically rotating (Kerr) black hole are also included.

whether the stars would produce an LGRB or not. For systems forming black holes above the PISN gap, even for low metallicity wind braking is strong enough to avoid the formation of LGRBs. This picture is confirmed when considering the Kerr parameters of our models in Fig. 9 in the different mass and metallicity regimes.

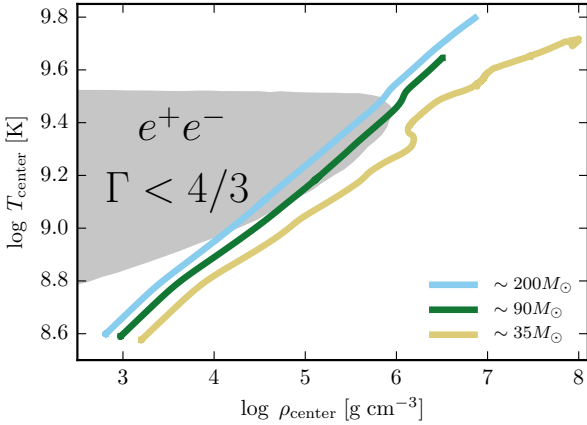
### 3.8. Models up to core collapse

To depict the effect of the PISN gap we took three models with masses  $200 M_{\odot}$ ,  $90 M_{\odot}$  and  $35 M_{\odot}$  and metallicity  $Z_{\odot}/50$  after helium depletion and evolved these through the late evolutionary phases. Figure 10 shows the evolution of central density and temperature of each star, together with the region at which pair production results in an adiabatic index of  $\Gamma < 4/3$ .

The least massive of the three stars avoids the pair-unstable region altogether and experiences core collapse after silicon depletion. In the  $90 M_{\odot}$  model, the core collapses during oxygen burning, resulting in explosive burning which injects enough energy to halt the collapse and drive an explosion. At the highest mass, the oxygen core also undergoes collapse, but explosive burning is not sufficient to stop it, and in the end burning proceeds very fast up to silicon depletion, resulting in an iron core with an infall velocity  $> 1000 \text{ km s}^{-1}$ .



**Fig. 9.** Kerr parameter as function of the final system mass, for our models at  $Z = Z_{\odot}/50, Z_{\odot}/20, Z_{\odot}/10$ , assuming a complete collapse of our helium stars to black holes. Binaries indicated through symbols with a red frame have merger times which exceed the Hubble time.



**Fig. 10.** The evolution in the  $T_c - \rho_c$ -diagram for the three stellar models at  $Z = Z_{\odot}/50$  (with the masses at helium depletion as indicated) calculated to the final evolutionary stage. The shaded region shows the region that is unstable to pair creation. Both the  $35 M_{\odot}$  and the  $200 M_{\odot}$  stars collapse to form black holes, while the  $90 M_{\odot}$  is disrupted in a PISN.

### 3.9. Explosive mass loss and momentum kicks

In all models below the pair-instability regime we expect the formation of black holes. If the whole star collapses without ejecting any mass or energy, the masses and periods in Figure 4 would also represent the masses of the final black holes and the post-collapse orbital periods. On the other hand, as our helium stars tend to be rapidly rotating, some of them may go through a collapsar phase (Woosley 1993), producing LGRBs, in which part of the collapsing star is ejected, and the binary orbit may receive a supernova kick. The effect of the mass loss would be to reduce the final black-hole masses (and to reduce the strength of any eventual gravitational-wave signal) and widen the system (and increase the merger time), while the effect of a kick can be to either increase or decrease the orbital period and the merger time (see Appendix A for a more detailed discussion). While the details of the collapse phase are still very uncertain, which may

have an effect on the BH+BH detection rates, our main conclusions are not dependent on these.

In any case, the final angular-momentum profiles of our models (see Sect. 3.7) suggest that only the lowest-mass models ( $M_{\text{final}} \lesssim 40 M_{\odot}$ ) at the two lowest metallicities ( $Z = Z_{\odot}/20, Z_{\odot}/50$ ) may retain enough angular momentum in the core to be good LGRB candidates. Nevertheless, because of the large amount of available angular momentum, we expect many of the BHs formed in this scenario to be rapidly rotating, with the spin parameter roughly scaling inversely with the final orbital period shown in Fig. 4 (i.e. the largest spins are expected for the lowest-mass BHs at the lowest metallicity). Finally, we note that, below the disruptive PISN regime, there is a regime of pulsational PISNe (Chatzopoulos & Wheeler 2012), where substantial mass loss is expected but a BH is nevertheless ultimately formed (Woosley et al. 2007).

## 4. Merger rates

Except for a few cases (Voss & Tauris 2003; Belczynski et al. 2010; Dominik et al. 2015), the far majority of published population synthesis studies predict a much higher NS+NS merger rate per Milky Way equivalent galaxy (MWEG) compared to the rate of BH+BH mergers. Based on a detailed comparison study of published models (Abadie et al. 2010), a so-called ‘realistic’ NS+NS merger rate was estimated to be  $100 \text{ MWEG}^{-1} \text{ Myr}^{-1}$ , which is about 100 times larger than the typical rate predicted for BH+BH binaries. However, given the more massive compact objects in BH+BH binaries, compared to those of NS+NS binaries, their emitted gravitational-wave amplitudes are significantly larger, causing the anticipated advanced LIGO detection rates of both populations to be approximately equal ( $20 - 40 \text{ yr}^{-1}$ ).

### 4.1. Chirp masses and MOB evolution

Two important things should be kept in mind with regard to these quoted rates. First, the BH+BH binaries are assumed to be composed of  $10 M_{\odot}$  BHs (even  $5 M_{\odot}$  BHs in all LIGO result papers published before 2010), corresponding to an intrinsic chirp mass,  $\mathcal{M}_0$  of  $\sim 8.7 M_{\odot}$  (for equal mass binaries,  $\mathcal{M}_0 = (1/4)^{3/5} M \simeq 0.435 M$ , where the total mass,  $M$  is twice the BH mass,  $M_{\text{BH}}$ ). For low metallicities, our MOB scenario predicts formation of BHs with masses of  $25 - 60 M_{\odot}$  and  $130 - 230 M_{\odot}$  (i.e. below and above the PISN mass range, respectively), resulting in very large intrinsic chirp masses of about  $20 - 50 M_{\odot}$  and  $115 - 200 M_{\odot}$ , respectively (cf. Fig. 5). Such mergers can be seen throughout a significant fraction of the Universe, since the distance luminosity,  $d_L \propto \mathcal{M}_0^{5/6}$ . Note, the detected chirp masses will be redshifted to  $\mathcal{M}_0(1+z)$ , where  $z$  is the BH+BH system’s redshift with respect to the detector on Earth (Finn 1996).

Secondly, all previously published rates were based on CE-evolution (cf., App. B), which creates uncertainties in the rates by more than two orders of magnitude as a result of our poor understanding of the CE physics (Dominik et al. 2012). The new BH+BH formation scenario (MOB evolution) presented in this work does not involve any CE phase. Instead, it is based on much less uncertain physics (as discussed in the previous section). Equally important, it leads to the formation of much more massive BHs compared to previous studies.

Assuming, as a first approximation, that the detection rate,  $\mathcal{R}$ , scales with  $d_L^3 \propto \mathcal{M}_0^{5/2}$ , we conclude that the expected LIGO detection rates for these massive BH+BH binaries could easily

dominate the overall rates; they are therefore excellent candidates for the first LIGO source detection (see the more detailed discussion below). It should be noted that some previous studies (Belczynski et al. 2010; Dominik et al. 2015; Rodriguez et al. 2015) have already alluded to a dominance of relatively massive BH+BH mergers in a low-metallicity environment (or, in particular, via dynamical channels in dense clusters), although without a specific detailed model for the binary case.

The expected LIGO detection rate of BH+BH binary mergers has been estimated in the following manner,  $\mathcal{R} = r_{\text{MW}} \times N_{\text{gal}}$ , where  $r_{\text{MW}}$  is the expected merger rate in a MWEG, and

$$N_{\text{gal}} = \frac{4}{3} \pi \left( \frac{d_{\text{horizon}}}{\text{Mpc}} \right)^3 (2.26)^{-3} (0.0116) \quad (3)$$

is the number of MWEGs out to a horizon distance,  $d_{\text{horizon}}$  (Abadie et al. 2010). Here the factor  $1/2.26$  is included to average over all binary orientations and sky locations, i.e.  $d_{\text{horizon}} = 2.26 d_{\text{avg}}$  (Finn & Chernoff 1993), and  $1.16 \times 10^{-2} \text{ Mpc}^{-3}$  is the extrapolated space density of MWEGs (Kopparapu et al. 2008). For relatively low-mass BH+BH mergers, assuming  $M_{\text{BH}} = 10 M_{\odot}$  and a corresponding average design distance luminosity of  $d_L \simeq 1000 \text{ Mpc}$  for advanced LIGO (aLIGO), the estimated values are (Abadie et al. 2010):  $r_{\text{MW}} = 0.4 \text{ Myr}^{-1} \text{ MWEG}^{-1}$  and  $\mathcal{R} = 20 \text{ yr}^{-1}$ . For a massive BH+BH merger with  $M_{\text{BH}} = 60 M_{\odot}$  (or  $130 M_{\odot}$ ), we get  $d_L \simeq 4.5 \text{ Gpc}$  (or  $d_L \simeq 8.5 \text{ Gpc}$ ), and thus  $d_{\text{horizon}} \simeq 10 \text{ Gpc}$  (or  $d_{\text{horizon}} \simeq 19 \text{ Gpc}$ ). The expected redshift is  $z = 1.4$  (or  $z = 2.3$ ) for standard cosmological parameters ( $H_0 = 69.6 \text{ km s}^{-1} \text{ Mpc}^{-1}$ ,  $\Omega_{\text{M}} = 0.286$ ,  $\Omega_{\text{vac}} = 0.714$ ).

#### 4.2. Model assumptions for estimating aLIGO detection rates

To calculate the aLIGO detection rate of such massive BH+BH mergers, we first need to calculate the intrinsic merger rate in a MWEG. For a given metallicity, it is straightforward to calculate the rate for various events from our binary evolution grids. We use simple, standard assumptions about the initial binary parameters: we assume that (1) the orbital period distribution is flat in  $\log P$  and covers the range ( $0.5 \text{ d} - 1 \text{ yr}$ ), (2) the primary mass distribution is described by a Salpeter power law ( $dN/d\log M \propto M^{-1.35}$ ), (3) the mass-ratio distribution is flat, (4) stars more massive than  $8 M_{\odot}$  produce a core-collapse SN, and (5) that there is one binary system for every 3 core-collapse SNe.

Guided by the results from our grids, we require that the initial mass ratio has to be larger than 0.8 to ensure chemically homogeneous evolution for both stars. With these assumptions we can calculate the fraction of systems that produce BH+BH mergers relative to the core-collapse SN rate. These are shown in the first two rows in Table 1 for various metallicities for BH+BH mergers below and above the PISN gap. These numbers imply that for,  $Z < Z_{\odot}/10$ , there is typically one BH+BH merger event for  $\sim 1000$  core-collapse SNe. To relate these numbers to a rate for a MWEG, we need to multiply these fractions by the core-collapse rate for a MWEG. Adopting a typical rate of  $0.01 \text{ yr}^{-1}$ , this implies, e.g., that in a MWEG with  $Z = Z_{\odot}/50$ , the BH+BH merger rates are  $6.7 \text{ Myr}^{-1}$  and  $2.7 \text{ Myr}^{-1}$  below and above the PISN gap, respectively. Note that our model only predicts BH+BH mergers above the PISN gap at the lowest metallicity.

#### 4.3. Accounting for the star-forming history and the galactic metallicity distribution throughout the Universe

The actual aLIGO detection rate depends on two main factors: (1) the detection volume within which a particular event can be detected, and (2) the cosmological distribution of the sources which depends on the star formation history and the chemical evolution of the Universe. The detection volume can be estimated using Eq. 3 where  $d_{\text{horizon}}$  depends on the aLIGO sensitivity and the BH masses. However, Eq. 3 is only a good approximation for  $d_{\text{horizon}} \lesssim 1 \text{ Gpc}$  as it ignores cosmological expansion. To take this into account (in a very approximate way), we introduce a simple cut-off of  $N_{\text{gal}} = 10^{10}$  in Eq. 3. For reference, this implies that our simple model assumes that there are about 3 core-collapse SNe per second in the Universe. Scaling the horizon distance of the BH+BH masses produced in our grids to the design sensitivity of aLIGO, we start by calculating the aLIGO detection rate assuming that all galaxies have a particular metallicity. These rates are shown in the last two rows of Table 1, in columns 2–5.

One of the main problems is that our rates are a strong function of metallicity and therefore depend on the evolution of metallicity with time and the spread of the metallicity distribution at a given redshift. For example, the mean metallicity of galaxies will only be less than  $Z_{\odot}/50$  at redshifts larger than  $5 - 7$  (A. Fruchter; private communication). On the other hand, even in the local Universe there are some galaxies (mostly dwarf galaxies) with extremely low metallicities. A proper calculation of this is beyond the scope of this paper. However, we can derive lower and upper limits using a local and a global approximation to the metallicity distribution.

For the former, we follow Langer & Norman (2006) who computed the formation rate of stars with a metallicity below a threshold metallicity  $Z^*$  in the local universe. For their fiducial parameters, they found fractions compared to the local total star formation rate of 0.61, 0.01, 0.0025, and 0.0004 for the four metallicities used in our binary evolution models ( $Z_{\odot}/4$ ;  $Z_{\odot}/10$ ;  $Z_{\odot}/20$ ; and  $Z_{\odot}/50$ ; respectively). If the merger delay times were negligible (which they are not; see below), and the detection volume were restricted to the low-redshift Universe – which, from the point of view of the statistics mentioned above remains roughly true for redshifts up to  $2 \sim 3$  – the above factors would need to be applied to obtain local detection rates for the various metal-poor sources.

A global upper limit to the rates can be obtained by considering the metallicity distribution of all massive stars that have ever formed in the Universe. Using the global metallicity distribution provided to us by C. Kobayashi (based on the simulations presented in Taylor & Kobayashi 2015), we estimate the fraction of massive stars that have formed with metallicities of  $Z_{\odot}/10$ ,  $Z_{\odot}/20$  and  $Z_{\odot}/50$  as 0.086, 0.052 and 0.068, respectively (using appropriate linear binning).

#### 4.4. Resulting predictions for aLIGO detection rates

Using these metallicity weightings, we can estimate ranges for the aLIGO detection rates (at the design sensitivity) of  $19 - 550 \text{ yr}^{-1}$  for BH+BH mergers below the PISN gap and of  $2.1 - 370 \text{ yr}^{-1}$  above the PISN gap, cf. last column in Table 1. Here, the first quoted number of the ranges corresponds to the local approximation, the second one to the global approximation. Even for the ongoing first science run (O1) of aLIGO the prospects for detection should be promising. Given that the sensitivity of aLIGO is currently about  $1/3$  of the design sensitivity,



the expected detection rate is  $\sim 4\%$  of our calculated values (see last column of Table 1).

As the lower-mass BH+BH mergers are more likely to sample the low-redshift Universe, the lower limit may be more applicable for the mergers below the PISN gap. On the other hand, as the most massive BH+BH mergers can be detected throughout most of the visible Universe, the upper limit may be more appropriate for the mergers above the PISN gap. Note that for those, the redshift factor  $1/(1+z)$  has not yet been taken into account, as we did not compute the redshift distribution of events. In any case, even our lower limits suggest that aLIGO should detect BH+BH mergers from the MOB scenario. In fact, the most massive mergers, which probe a large fraction of the whole Universe, could well be the dominant source for aLIGO detections (Abadie et al. 2010).

Another factor that helps the detection of BH+BH mergers from low-metallicity populations, that is not taken into account in the above estimates, is that, because of the possibly long merger delay times (see Figure 4), even systems which were formed at rather high redshift may merge at low redshift (cf., Mandel & de Mink 2016).

A remaining caveat of concern for our estimated detection rates is related to the relatively low gravitational-wave frequencies of the more massive BH+BH binaries. The emitted frequencies during in-spiral are expected to peak approximately at the innermost stable circular orbit (ISCO) before the plunge-in phase and the actual merging. However, even determining the ISCO for a merging binary system it is non-trivial and depends, for example, on the spins of the BHs (Balmelli & Damour 2015), which requires numerical or sophisticated (semi-)analytical calculations within general relativity and cannot simply be estimated using a test particle in a Kerr field. For the BH+BH mergers above the PISN gap, the emitted frequencies are most likely  $\leq 100$  Hz, and with redshift corrections the frequencies to be detected are easily smaller by a factor of two or more. Such a low frequency is close to the (seismic noise) edge of the detection window of aLIGO. However, the waveform amplitudes of the more massive BH+BH binaries are larger (for a given distance) and are also enlarged further by a factor of  $(1+z)$ . Finally, it may be possible that higher frequency signals from the ringdown of the single, rapidly spinning BH produced could be detectable, despite their expected smaller wave amplitudes.

An important question to address is whether the first generation of LIGO should have detected such massive BH+BH merger events. Given that the sensitivity of the first generation of LIGO was about 10 times lower, the number of detections should have been 1000 times lower. Therefore even for our upper limits, it is not surprising that there have been no detections during the previous science runs of the first generation LIGO detectors (Abadie et al. 2012).

## 5. Concluding remarks

We emphasize that – unlike other channels – the MOB channel for the formation of merging BH binaries is quite robust, relying on reasonably well understood stellar-evolution physics; the main uncertainty is the treatment of the mixing in rapidly rotating stars, but even here we can derive some confidence from the fact that our models are able to reproduce local counterparts of various stages in the MOB scenario (see Figure 2), such as HD 5980, IC10 X-1 and NGC 300 X-1. The MOB channel predicts the formation of very massive compact BH+BH binaries with a BH mass ratio close to 1 and a bimodal BH-mass distribution from BHs formed below and above the PISN regime.

The detection of GWs from BH+BH mergers with LIGO (and potentially other current/future GW detectors) will not only start a revolution in observational astronomy, testing general relativity in its strong limit, but will also have a major impact on our understanding of very massive stars throughout the Universe, including their fate as gamma-ray bursts or pair-instability supernovae.

*Acknowledgements.* PM and NL are grateful to Bill Paxton for his continuous help in extending the MESA code to contain all the physics required for this project over the last years. We are thankful to Selma de Mink and Norbert Wex for useful discussions. We thank Chiaki Kobayashi for providing us with the global metallicity distribution of massive stars and Andy Fruchter for plots of the mean metallicity evolution with redshift. NL's Alexander von Humboldt Professorship and PP's Humboldt Research Award provided essential support for this research. The Geryon2 cluster housed at the Centro de Astro-Ingeniería UC was used for the calculations performed in this paper. The BASAL PFB-06 CATA, Anillo ACT-86, FONDECUIP AIC-57, and QUIMAL 130008 provided funding for several improvements to the Geryon2 cluster.

## References

- Abadie, J., Abbott, B. P., Abbott, R., et al. 2012, *Physical Review D*, 85, 102004
- Abadie, J., Abbott, B. P., Abbott, R., et al. 2010, *Classical and Quantum Gravity*, 27, 173001
- Almeida, L. A., Sana, H., de Mink, S. E., et al. 2015, *ApJ*, 812, 102
- Balmelli, S. & Damour, T. 2015, *ArXiv e-prints* [arXiv:1509.08135]
- Barnard, R., Clark, J. S., & Kolb, U. C. 2008, *A&A*, 488, 697
- Belczynski, K., Bulik, T., Mandel, I., et al. 2013, *ApJ*, 764, 96
- Belczynski, K., Buonanno, A., Cantiello, M., et al. 2014, *ApJ*, 789, 120
- Belczynski, K., Dominik, M., Bulik, T., et al. 2010, *ApJ*, 715, L138
- Böhm-Vitense, E. 1958, *Zeitschrift für Astrophysik*, 46, 108
- Brandt, W. N., Podsiadlowski, P., & Sigurdsson, S. 1995, *MNRAS*, 277, L35
- Brott, I., de Mink, S. E., Cantiello, M., et al. 2011, *A&A*, 530, A115
- Brown, G. E. 1995, *ApJ*, 440, 270
- Brown, G. E., Heger, A., Langer, N., et al. 2001, *New A*, 6, 457
- Brown, G. E., Lee, C.-H., & Bethe, H. A. 1999, *New A*, 4, 313
- Bulik, T., Belczynski, K., & Prestwich, A. 2011, *ApJ*, 730, 140
- Burgay, M., D'Amico, N., Possenti, A., et al. 2003, *Nature*, 426, 531
- Chatzopoulos, E. & Wheeler, J. C. 2012, *ApJ*, 748, 42
- Crowther, P. A., Schnurr, O., Hirschi, R., et al. 2010, *MNRAS*, 408, 731
- de Mink, S. E., Cantiello, M., Langer, N., et al. 2009, *A&A*, 497, 243
- Detmers, R. G., Langer, N., Podsiadlowski, P., & Izzard, R. G. 2008, *A&A*, 484, 831
- Dewi, J. D. M., Podsiadlowski, P., & Sena, A. 2006, *MNRAS*, 368, 1742
- Dominik, M., Belczynski, K., Fryer, C., et al. 2012, *ApJ*, 759, 52
- Dominik, M., Berti, E., O'Shaughnessy, R., et al. 2015, *ApJ*, 806, 263
- Eggleton, P. P. 1983, *ApJ*, 268, 368
- Einstein, A. 1918, *Sitzungsberichte der Königlich Preussischen Akademie der Wissenschaften (Berlin)*, Seite 154-167.
- Finn, L. S. 1996, *Physical Review D*, 53, 2878
- Finn, L. S. & Chernoff, D. F. 1993, *Physical Review D*, 47, 2198
- Grevesse, N., Noels, A., & Sauval, A. J. 1996, in *Astronomical Society of the Pacific Conference Series*, Vol. 99, *Cosmic Abundances*, ed. S. S. Holt & G. Sonneborn, 117
- Hainich, R., Rühling, U., Todt, H., et al. 2014, *A&A*, 565, A27
- Hamann, W.-R., Koesterke, L., & Wessolowski, U. 1995, *A&A*, 299, 151
- Han, Z., Podsiadlowski, P., Maxted, P. F. L., & Marsh, T. R. 2003, *MNRAS*, 341, 669
- Heger, A., Fryer, C. L., Woosley, S. E., Langer, N., & Hartmann, D. H. 2003, *ApJ*, 591, 288
- Heger, A. & Langer, N. 2000, *ApJ*, 544, 1016
- Heger, A. & Woosley, S. E. 2002, *ApJ*, 567, 532
- Hills, J. G. 1983, *ApJ*, 267, 322
- Hobbs, G., Lorimer, D. R., Lyne, A. G., & Kramer, M. 2005, *MNRAS*, 360, 974
- Hulse, R. A. & Taylor, J. H. 1975, *ApJ*, 195, L51
- Hurley, J. R., Tout, C. A., & Pols, O. R. 2002, *MNRAS*, 329, 897
- Iglesias, C. A. & Rogers, F. J. 1996, *ApJ*, 464, 943
- Ivanova, N., Justham, S., Chen, X., et al. 2013, *A&A Rev.*, 21, 59
- Janka, H.-T. 2012, *Annual Review of Nuclear and Particle Science*, 62, 407
- Janka, H.-T. 2013, *MNRAS*, 434, 1355
- Koenigsberger, G., Morrell, N., Hillier, D. J., et al. 2014, *AJ*, 148, 62
- Köhler, K., Langer, N., de Koter, A., et al. 2015, *A&A*, 573, A71
- Kopparapu, R. K., Hanna, C., Kalogera, V., et al. 2008, *ApJ*, 675, 1459
- Langer, N. 1992, *A&A*, 265, L17
- Langer, N. 2012, *ARA&A*, 50, 107
- Langer, N., Fricke, K. J., & Sugimoto, D. 1983, *A&A*, 126, 207

**Table 1.** Fraction of systems per SN that result in double BHs that would merge in less than 13.8 Gyr (upper 2 rows), and aLIGO detection rates (lower 2 rows), assuming that all galaxies have the corresponding metallicity (columns 2–5) or are distributed according to our applied integrated metallicity distributions (last column ‘Integrated Z’). Here, the first number of the quoted range corresponds to our local approximation, the second one to the global approximation, which form lower and upper limits (see text). Numbers are given for merging BH+BH binaries both below and above the PISN gap. The uncertainties in aLIGO detections rates are mainly caused by mapping the galactic metallicity distribution throughout the Universe (Sect. 4.3).

| Metallicity →                                  | $Z_{\odot}/50$       | $Z_{\odot}/20$       | $Z_{\odot}/10$       | $Z_{\odot}/4$ | Integrated Z                              |
|--|----------------------|----------------------|----------------------|---------------|---|
| $N_{\text{BHBH}}/N_{\text{SN}}$ below PISN gap | $6.7 \times 10^{-4}$ | $1.3 \times 10^{-3}$ | $3.4 \times 10^{-4}$ | 0             | $6.9 \times 10^{-6} - 1.3 \times 10^{-4}$ |
| $N_{\text{BHBH}}/N_{\text{SN}}$ above PISN gap | $2.7 \times 10^{-4}$ | 0                    | 0                    | 0             | $1.1 \times 10^{-7} - 2.3 \times 10^{-5}$ |
| aLIGO rate ( $\text{yr}^{-1}$ ) below PISN gap | 3539                 | 5151                 | 501                  | 0             | 19–550                                    |
| aLIGO rate ( $\text{yr}^{-1}$ ) above PISN gap | 5431                 | 0                    | 0                    | 0             | 2.1–370                                   |

- Langer, N. & Norman, C. A. 2006, *ApJ*, 638, L63  
Maeder, A. 1987, *A&A*, 178, 159  
Maeder, A. & Meynet, G. 2012, *Reviews of Modern Physics*, 84, 25  
Mandel, I. & de Mink, S. E. 2016, *ArXiv e-prints* [[arXiv:1601.00007](#)]  
McClintock, J. E., Narayan, R., & Steiner, J. F. 2014, *Space Science Reviews*, 183, 295  
Mokiem, M. R., de Koter, A., Vink, J. S., et al. 2007, *A&A*, 473, 603  
Nelemans, G., Tauris, T. M., & van den Heuvel, E. P. J. 1999, *A&A*, 352, L87  
Orosz, J. A., McClintock, J. E., Narayan, R., et al. 2007, *Nature*, 449, 872  
Paxton, B., Bildsten, L., Dotter, A., et al. 2011, *ApJS*, 192, 3  
Paxton, B., Cantiello, M., Arras, P., et al. 2013, *ApJS*, 208, 4  
Paxton, B., Marchant, P., Schwab, J., et al. 2015, *ApJS*, 220, 15  
Peimbert, M., Luridiana, V., & Peimbert, A. 2007, *ApJ*, 666, 636  
Pejcha, O. & Thompson, T. A. 2015, *ApJ*, 801, 90  
Peters, P. C. 1964, *Physical Review*, 136, 1224  
Petrovic, J., Langer, N., Yoon, S.-C., & Heger, A. 2005, *A&A*, 435, 247  
Prestwich, A. H., Kilgard, R., Crowther, P. A., et al. 2007, *ApJ*, 669, L21  
Rodriguez, C. L., Morscher, M., Pattabiraman, B., et al. 2015, *Physical Review Letters*, 115, 051101  
Song, H. F., Meynet, G., Maeder, A., Ekstrom, S., & Eggenberger, P. 2015, *ArXiv e-prints* [[arXiv:1508.06094](#)]  
Szécsi, D., Langer, N., Yoon, S.-C., et al. 2015, *A&A*, 581, A15  
Taam, R. E. & Sandquist, E. L. 2000, *ARA&A*, 38, 113  
Taylor, P. & Kobayashi, C. 2015, *MNRAS*, 452, L59  
Ugaliano, M., Janka, H.-T., Marek, A., & Arcones, A. 2012, *ApJ*, 757, 69  
Valsecchi, F., Glebbeek, E., Farr, W. M., et al. 2010, *Nature*, 468, 77  
Vink, J. S. & de Koter, A. 2005, *A&A*, 442, 587  
Vink, J. S., de Koter, A., & Lamers, H. J. G. L. M. 2001, *A&A*, 369, 574  
Voss, R. & Tauris, T. M. 2003, *MNRAS*, 342, 1169  
Woosley, S. E. 1993, *ApJ*, 405, 273  
Woosley, S. E., Blinnikov, S., & Heger, A. 2007, *Nature*, 450, 390  
Woosley, S. E. & Heger, A. 2006, *ApJ*, 637, 914  
Yoon, S.-C. & Langer, N. 2005, *A&A*, 443, 643  
Yoon, S.-C., Langer, N., & Norman, C. 2006, *A&A*, 460, 199  
Zorotovic, M., Schreiber, M. R., & Gänsicke, B. T. 2011, in *Astronomical Society of the Pacific Conference Series*, Vol. 447, *Evolution of Compact Binaries*, ed. L. Schmidtobreick, M. R. Schreiber, & C. Tappert, 113

## Appendix A: Dynamical implications of black-hole kicks

Once a tight binary system with two black holes is formed, the continuous radiation of gravitational waves will give rise to loss of orbital energy and a resulting shrinkage of the orbit (Einstein 1918). The timescale until the two binary components finally merge depends on the BH masses, the orbital period and the eccentricity of the system (Peters 1964). The initial parameters of BH+BH binaries depend not only on the stellar evolution of the progenitor stars, but also on the physics of the BH-formation process itself.

The formation of BHs may be accompanied by a momentum kick, similar in nature to those imparted onto newborn NSs (Janka 2012), in particular if the core of the progenitor does not collapse directly to a black hole but in a two-step process (Brandt et al. 1995). However, whereas the magnitude of such kicks for NSs is fairly well constrained from pulsar observations (Hobbs et al. 2005), the magnitude of kicks imparted onto a BH during its formation is rather uncertain. So far, the measured masses of observed stellar-mass BHs are all relatively small:  $4 - 16 M_{\odot}$  for all the Galactic sources (McClintock et al. 2014),  $\sim 16 M_{\odot}$  for M33 X-7 (Orosz et al. 2007) and  $24 - 33 M_{\odot}$  for IC 10 X1 (Prestwich et al. 2007). Their inferred BH kicks from observations and theoretical arguments span from basically no kicks (Nelemans et al. 1999) to BH kicks of several 100 km/s (Janka 2013) based on hydrodynamical kicks associated with asymmetric mass ejection and subsequent BH acceleration.

For massive stellar-mass BHs, the situation is different since their progenitor stars more likely collapse directly to form a BH without a SN explosion, leading to BHs with very low kick velocities. Thus, a bimodality of the BH kick velocity distribution seems possible (Janka 2013). Another, and possibly related, issue is the amount of mass loss during BH formation (ejected baryonic mass and rest mass energy carried away by neutrinos) which also affects the orbital period and the eccentricity of the post-collapse system.

To quantify the combined effects of mass loss and kicks, we assume in the following example that a  $50 M_{\odot}$  Wolf-Rayet (WR) star collapses to form a BH with a gravitational mass of  $40 M_{\odot}$  i.e. we assume that  $10 M_{\odot}$  of mass is lost by a combination of baryonic mass loss and/or losses through neutrinos from outside the event horizon. A large amount of baryonic mass loss may be expected if the progenitor core is rapidly rotating and the collapse is associated with a LGRB and an LGRB supernova.

We first consider the no-kick case for a circular pre-collapse system with two  $50 M_{\odot}$  stars and an orbital period of 2.0 days. If there is no mass loss and no kick imparted to the newborn black hole, the orbital parameters of the binary system remain unchanged, and the system would merge in 550 Myr. The result of an instantaneous mass loss of  $10 M_{\odot}$  during the BH formation produces a post-collapse system with an orbital period of 2.52 days and an eccentricity of 0.11 (and stellar masses of  $40 M_{\odot}$  and  $50 M_{\odot}$ , respectively), which will merge in 1180 Myr. If BH formation is accompanied by an additional momentum kick, however, the outcome can change significantly.

In Figure A.1, we have plotted the dynamical consequences for a surviving binary system, using the same initial parameters as before, in which a BH is produced with an asymmetric kick velocity and instantaneous mass loss, following the recipe of Hills (1983). In a BH+BH binary, two kicks may be imparted, but here we restrict our example to just one kick in order to better illustrate the principal dynamical effects – the analysis can easily be generalized to two kicks without changing the main

conclusions. We performed 10 000 trials, assuming a flat distribution of the BH kick magnitudes between  $0 - 300 \text{ km s}^{-1}$  and an isotropic (random) distribution of directions. If a randomly orientated kick of a fixed magnitude of  $300 \text{ km s}^{-1}$  ( $600 \text{ km s}^{-1}$ ) were applied in all cases, it would result in the disruption of about 7.3 per cent (43 per cent) of the cases. Using a flat distribution between  $0 - 300 \text{ km s}^{-1}$ , only 0.4 per cent of all systems are disrupted. Thus even for a wide range of assumed BH kick values, the survival rate of BH+BH binaries only changes with less than a factor of two.

More important for our investigation here is the merger timescale due to gravitational-wave radiation. Figure A.1 shows that the effect of a kick can either widen or shorten the post-collapse orbit. However, the merger timescale for a binary with given component masses is a function of both orbital period and eccentricity. Given that systems which widen more during BH formation (as a consequence of instantaneous effective mass loss and a kick) are also the systems attaining the larger eccentricities, the net effect of a kick on the resulting merger time is surprising small. For the case of BH formation with no kick, the merger timescale of the resulting binary is about 1180 Myr. Using a flat kick distribution between  $0 - 300 \text{ km s}^{-1}$  results in roughly half (47 per cent) of the surviving systems to merge on a shorter timescale, and the other half to merge on a longer timescale (and only 2.5 per cent exceeding a Hubble time).

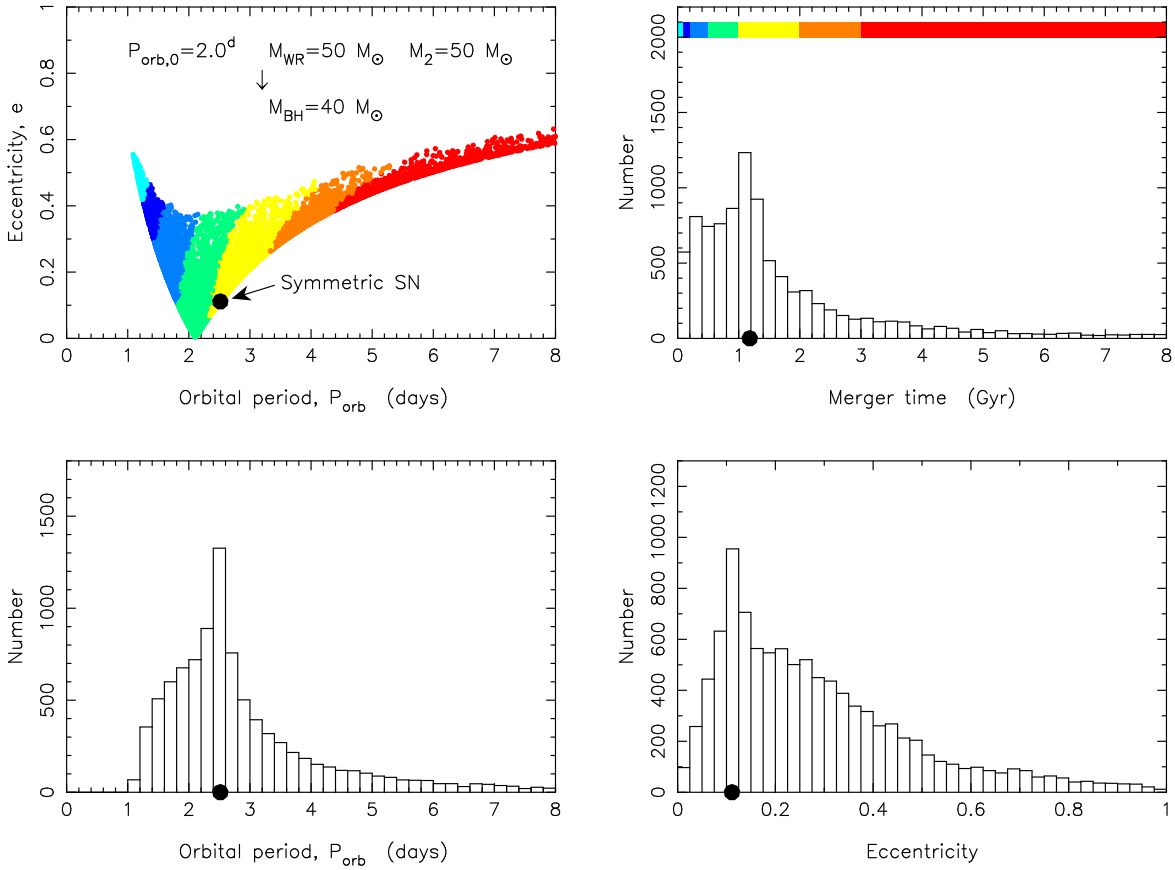
Applying a strong kick of  $600 \text{ km s}^{-1}$  actually causes a larger fraction of surviving systems (67 per cent) to merge on a shorter timescale ( $< 1180 \text{ Myr}$ ) compared to the symmetric case with no kick. Therefore, we can safely conclude that although BH kicks may, in general, widen a number of systems, the resulting merger timescale distribution will not change one of the main findings of this letter, namely that the LIGO detection rate is likely to be dominated by quite massive BH+BH mergers.

## Appendix B: Comparison to the standard BH+BH formation scenario

The standard formation scenario of BH+BH binaries involves a number of highly uncertain aspects of binary interactions (Figure B.1). The main uncertainties include, in particular, the treatment of common-envelope (CE) evolution (Ivanova et al. 2013) and the efficiency of accretion and spin-up from mass transfer. These lead to uncertainties in the expected merger rates of several orders of magnitude (Abadie et al. 2010). In contrast, the MOB scenario presented here relies mostly on reasonably well understood physics of the evolution of massive stars, although there are still significant uncertainties in the treatment of, e.g., stellar winds (Langer 2012), rotational mixing (Maeder & Meynet 2012) and the BH formation itself (Heger et al. 2003; Ugliano et al. 2012; Pejcha & Thompson 2015).

To produce a tight BH binary that will merge within a Hubble time, one could consider a very close massive binary system with an initial orbital period of a few days. The problem with such a model is that such systems would mostly be expected to merge early during their evolution when the more massive star evolves off the main sequence, expands and starts to transfer mass to its companion star. Although other models have been proposed which evolve without a CE phase, e.g. to explain the formation of IC 10 X-1 (de Mink et al. 2009) and M33 X-7 (Valsecchi et al. 2010), they often require some degree of fine-tuning to work and did not follow the evolution to the end to produce a binary with two BHs.

To avoid this problem, it has been common practice to model the formation of BH+BH systems starting from relatively wide



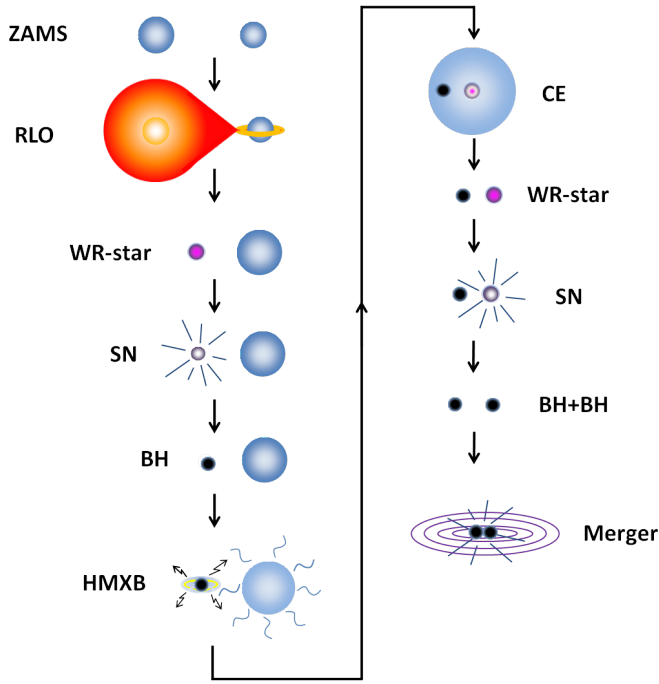
**Fig. A.1.** Simulations of the dynamical effects of 10 000 asymmetric SNe on BH binary systems. The initial pre-SN system contains two  $50 M_{\odot}$  stars in a binary with an orbital period of 2.0 days. During the formation of a BH, it is assumed that  $10 M_{\odot}$  is lost instantaneously and a kick velocity is imparted with a magnitude between  $0 - 300 \text{ km s}^{-1}$ , drawn from a flat distribution and an isotropic (random) distribution of kick directions. The upper-left panel shows the resulting post-SN systems in the orbital period–eccentricity plane. The colours indicate the merger time of the post-SN system as a result of gravitational-wave radiation (see the distribution in the upper-right panel). The lower panels show the distributions in orbital period and eccentricity of the post-SN binaries. The case of a purely symmetric SN (no kick) is marked with a black dot in all panels.

systems and let the systems evolve through a CE phase following the high-mass X-ray binary (HMXB) phase after the formation of the first BH (see Figure B.1). There are presently no self-consistent hydrodynamical simulations for modelling the spiral-in of BHs inside a massive envelope; in particular, it is unclear whether the BH will experience hypercritical accretion, and under what conditions the systems will merge completely; all of this leads to large uncertainties in the number of post-CE systems and their separations (Ivanova et al. 2013).

Another problem that is often ignored is the fact that the fate of a massive star in a binary depends on when it loses its hydrogen-rich envelope. As first pointed out by Brown (Brown et al. 1999) and confirmed in later calculations (Brown et al. 2001) (see also Petermann, Langer & Podsiadlowski, in preparation), if a massive star loses its hydrogen-rich envelope before or early during helium core burning, it ends its evolution with a much smaller iron core and is more likely to produce a neutron star than a black hole. This means that the formation of a BH in a close binary may require that its progenitor loses its envelope only after helium core burning. In order to produce not just one but two black holes, this may require extreme fine-tuning and may even be impossible in the standard scenario in Figure B.1.

The problem may be avoided in the so-called double-core scenario (Brown 1995; Dewi et al. 2006) where the BH progenitors both evolve beyond helium core burning before experiencing a CE phase in which the cores of both stars spiral in, producing a close binary of two helium stars that subsequently collapse to form black holes. However, this scenario requires significant fine-tuning since the initial masses of the two stars have to be very close to each other ( $q_i > 0.96$ ), and it may be impossible to produce quite massive BHs as very massive stars tend to avoid mass transfer after helium core burning (although at sufficiently low metallicity [ $Z \lesssim 0.1 Z_{\odot}$ ] this may be possible).

Given that all measured stellar-mass BHs in the Milky Way have masses in the range of  $4 - 16 M_{\odot}$ , most population-synthesis models used for estimating LIGO detection rates were previously restricted to initial progenitor stellar masses up to about  $100 M_{\odot}$ . The discovery of very massive stars (Crowther et al. 2010; Hainich et al. 2014) in the R136 region of the Large Magellanic Cloud with masses up to  $300 M_{\odot}$ , however, suggests that BH+BH binaries may form with significantly more massive components, thus enabling LIGO to detect the merger of such massive BH+BH binaries, with chirp masses easily exceeding  $30 M_{\odot}$ , out to long distances (see discussion below).



**Fig. B.1.** Illustration of the binary stellar evolution leading to a BH+BH binary according to the standard scenario. Acronyms used in the figure. ZAMS: zero-age main sequence; RLO: Roche-lobe overflow (mass transfer); WR-star: Wolf-Rayet star; SN: supernova; BH: black hole; HMXB: high-mass X-ray binary; CE: common envelope.

It had previously been argued (Belczynski et al. 2014; Rodriguez et al. 2015) that massive BH+BH binaries to be potentially detected by LIGO can only form via dynamical channels in dense stellar environments. In this letter, we have demonstrated that close binaries in the Galactic disk with very massive stars undergoing chemically homogeneous evolution (and which therefore do not expand after leaving the main sequence) can form massive BH+BH binaries that merge within a Hubble time at sufficiently low metallicity. An important consequence of our scenario is that massive BHs of a given mass can be produced from stars with a lower ZAMS mass – especially at low metallicity – compared to the standard BH+BH formation scenario.

So far, no stellar-mass BH+BH binaries have been discovered anywhere, and, in the Milky Way, there is only one known potential progenitor system, Cyg X-3. The nature of the compact component in this system is still uncertain; Belczynski et al. (2013) have argued that it contains a  $2 - 4.5 M_{\odot}$  BH and a  $7.5 - 14.2 M_{\odot}$  WR-star, making it a potential progenitor for a BH+BH system. However, the final destiny of this system is unclear, and it could also become a BH-NS binary or even NS+NS binary (if the first-formed compact object is a neutron star); it is also possible that the system is disrupted as a result of the explosion of the WR-star.

Here we have demonstrated a new formation channel with a reasonable large initial parameter space to produce a potentially large number of BH+BH binaries that should be detectable with LIGO. In the following section we discuss the expected detection rates in more detail.