

Proposal of The Electrically Charged Stellar Black Holes as Accelerators of Ultra High Energy Cosmic Rays

Jose Soto-Manriquez

Instituto de Física, Benemérita Universidad Autónoma de Puebla
Apartado Postal J-48, Puebla, Pue., 72570, México

jsoto@ifuap.buap.mx

October 22, 2018

Abstract

A new mechanism for the acceleration of ultrahigh energy cosmic rays (UHECR) is presented here. It is based on the tunnel-ionization of neutral atoms approaching electrically charged stellar black holes and on the repulsion of the resulting positively charged atomic part by huge, long-range electric fields. Energies above 10^{18} eV for these particles are calculated in a simple way by means of this single-shot, all-electrical model. When this acceleration mechanism is combined with the supernova explosions in the galactic halo of the massive runaway stars expelled from the galactic disk, this model predicts nearly the correct values of the measured top energy of the UHECRs and their flux in a specified EeV energy range. It also explains the near isotropy of the arrivals of these energetic particles to Earth, as has been recently measured by the Auger Observatory.

1 Introduction

Cosmic rays are very energetic particles travelling in all directions in outer space. Their energies vary from a few 10^7 eV to beyond 10^{20} eV. The most extensively studied and cited model for the creation of intragalactic cosmic rays is *diffuse shock acceleration* (DSA) in the expanding outer shock fronts of supernova remnants. This model was originally proposed by Enrico Fermi in 1949 and has been improved since then. This mechanism can presumably raise a small fraction of nuclei up to around 10^{15} eV. However, many astrophysicists think that it is unlikely that a supernova could produce cosmic rays up to the level of 10^{18} eV through this process.

The identification of the sources of UHECRs, with energies above 10^{18} eV, has remained as one of the greatest challenges in Astrophysics for at least five decades. The multitude of theories conceived with the purpose of explaining the origin of UHECR are broadly categorized into the "bottom-up" (BU) and the "top-down" (TD) scenarios.

In the BU scenario, charged particles become UHECRs through powerful acceleration processes having a conventional nature. The best compact candidates are quasars, gamma ray bursts, active galactic nuclei, rotating neutron stars, etc, while the best non-compact candidates are radio loud galaxies and colliding galaxies.

In the TD scenario, the charged particles are not accelerated as such, but the UHECR is directly produced via a decay cascade of some super-massive hypothetical particles which are not even describable by the Standard Model of the elementary particles. However, **both scenarios are incompatible with the observational facts collected during the last decade**, in particular, with those of the Auger Observatory, and the situation remains largely unsettled [1], [2].

The mechanism that I propose here for the acceleration of the UHECR **rests on the existence of positively charged, mostly quiescent, stellar black holes**. Since it has been theoretically established that black holes can be characterized by three parameters: its mass M_{bh} , its electric charge Q_{bh} , and its angular momentum J_{bh} , the two assumptions made in the model are *firstly*, that indeed these astrophysical objects are capable of acquiring enormous initial charges; and *secondly*, that this charge is not immediately neutralized by the environment as is generally assumed and that it can survive as such for a large number of years. This last assumption is made in order to explain the relatively stable average flux of UHECRs in space in spite of the low birthrate of black holes, as dictated by the average rate of a few supernova explosions per century in our galaxy and in most of its neighbor galaxies. We will see that on the basis of these two assumptions, the new acceleration scheme leads to predictions compatible with several of the important observational facts and, in a couple of key cases, it is quantitatively close to them.

Qualitatively, the process unfolds in the following manner: a neighboring neutral atom is gravitationally attracted by the charged black hole (CBH) subjecting it to an increasingly powerful electric field, which tends to ionize the atom through the quantum tunneling effect. Once the atom is singly ionized, the positive part suddenly acquires a huge repulsive potential energy, with enormous radial accelerating electric fields lasting for hundreds of thousand kilometers, while the electron is powerfully attracted by the CBH, with this last suffering an elementary discharge. Thus, according to this model, the acceleration process takes place on a one by one basis without the involvement of any cosmic violence or galactic dimensions, or of time-changing magnetic fields of any nature.

2 Theory

2.1 Theoretical Model

One of the most general stationary, black-hole solutions for the general relativity equations, known as the *Kerr-Newman metric*, dates from 1965. In this metric, the black hole is described as possessing both charge and angular momentum. While the mass of the black hole can take any positive value, the charge Q_{bh} and the angular momentum J_{bh} , which when

are expressed in Planck units, are constrained to satisfy [3]:

$$Q_{bh}^2 + \left(\frac{J_{bh}}{M_{bh}} \right)^2 \leq M_{bh}^2 \quad (1)$$

Black holes saturating this inequality are called *extremal*. The solutions of Einstein's equations violating this inequality are deemed unphysical. The upper bound $Q_{bh}^{Max} = M_{bh}$ of the allowed positive charge is found for the extremal solution when the CBH does not rotate. I interpret this last equation as indicating that the number of Planck units of charge q_{pk} in Q_{bh}^{Max} is equal to the number of Planck units of mass m_{pk} in M_{bh} ; that is,

$$\frac{Q_{bh}^{Max}}{q_{pk}} = \frac{M_{bh}}{m_{pk}}.$$

When Q_{bh}^{Max} is expressed in C and M_{bh} in kg, and with the use of the equivalences $q_{pk} = 1.8755 \times 10^{-18}$ C and $m_{pk} = 2.1764 \times 10^{-8}$ kg, the value obtained is $Q_{bh}^{Max} = 8.6174 \times 10^{-11} M_{bh}$ C kg⁻¹. As an example, for $M_{bh} = 10M_{\odot}$, with $M_{\odot} = 1.9707 \times 10^{30}$ kg, the electric charge becomes $Q_{bh}^{Max} = 1.7 \times 10^{21}$ C.

Although this new acceleration model is applicable to the different types of neutral atoms, the only case dealt in detail is the ionization of the Hydrogen atom, because for this element all the required formulas are readily available. In the first place, I consider an H atom that is located at a radial distance $r \rightarrow \infty$ and that moves towards the CBH with a speed v_{orig} , possessing an energy $U = m_H v_{orig}^2 / 2$. At a still large, but much closer distance r_0 and with an impact parameter $S \ll r_0$, the gravitational pull increases the speed up to $v_0 = v_{orig} + (2GM_{bh}/r_0)^{1/2}$, with the velocity vector pointing closely toward the force center. The associated angular momentum is given by $L = m_H v_0 S$. Due to the conservation of the angular momentum, the original impact parameter is given by $S_{orig} = S v_0 / v_{orig}$. In these expressions, m_H represents the mass of the Hydrogen atom, while G represents the Newtonian constant of gravitation.

For $U > 0$, the atomic trajectory will be of a hyperbolic type. However, for the present problem, it is not necessary to solve for the whole trajectory. It suffices to solve it only for the radial distance $r(t)$. This can be accomplished by solving the differential equation [4]:

$$m_H \ddot{r} - \frac{L^2}{m_H r^3} = \frac{G m_H M_{bh}}{r^2} \quad (2)$$

together with the initial conditions $r(0) = r_0$ and $\dot{r}(0) = -v_0$.

Once the solution for $r(t)$ is found, it is possible to obtain the corresponding functions for the electric field strength $E(t)$ acting on the atom by simple substitution:

$$E(t) = \frac{Q_{bh}}{4\pi\epsilon_0 r(t)^2} \quad (3)$$

For the rate of tunnel ionization of a Hydrogen atom exposed to an external electric field $E(t)$, Landau's formula is used [5]. In SI units, this formula is given by:

$$W_L(t) = \frac{4\omega_a E_B}{|E(t)|} e^{-2E_B/3|E(t)|} \quad (4)$$

where $\omega_a \approx 4.1341 \times 10^{16} \text{s}^{-1}$ corresponds to twice the ionization angular frequency of the Hydrogen atom and $E_B = 5.1422 \times 10^{11} \text{ V/m}$ is the magnitude of the electric field produced by a proton at the distance of the Bohr radius a_0 . The Landau rate formula is considered to be accurate when $|E(t)| \ll E_B$ [6].

If the probability of the atom for staying electrically neutral along its trajectory is represented by $P(t)$, then its rate of change will be proportional to its current value, with a proportionality factor given by the instantaneous Landau ionization rate, and in the diminishing sense:

$$\frac{dP(t)}{dt} = -W_L(t)P(t). \quad (5)$$

This equation is similar in structure of that equation of the occupation probability of the excited atomic state in spontaneous radiative decay, although the mechanisms for the probability depletion rates of the atomic states are of quite different natures.

With $W_L(t)$ being already a known function of time and with the initial condition at r_0 given by $P(0) = 1$, the integration of this equation yields:

$$P(t) = \exp \left(- \int_0^t W_L(\tau) d\tau \right) \quad (6)$$

Finally, since the electron is either bound or ionized, **the actual ionization rate** $I(t)$ must be equal to $-dP(t)/dt$, and the following function is obtained:

$$I(t) = W_L(t)P(t) \quad (7)$$

Upon the ionization of the H atom at the radial distance $r(t)$, the proton instantaneously acquires a huge repulsive potential energy given in electron-volts by:

$$W_{eV}(t) = \frac{6.2415 \times 10^{18} Q_{bh} q_p}{4\pi\epsilon_0} \text{ eV/J} \quad (8)$$

In this work, the differential equation 2 was solved numerically using MATHEMATICA®. This solution consists of a highly accurate interpolation function for $r(t)$, valid within a specified temporal range of integration. This function is differentiable a number of times and is also integrable. As a consequence, $E(t)$, $W_L(t)$, $P(t)$, $I(t)$ and W_{eV} are also given by their corresponding interpolation functions.

2.2 Applications of the Theory

In this section, I present the most illustrative graphical results of the application of the model to one specific case of CBH. This corresponds to a stellar object with a mass $M_{bh} = 10M_\odot$ and electric charge $Q_{bh} = +10^{18} \text{ C}$. This charge is close to $Q_{bh}^{max}/1700$. I have found convenient to express the radial distances in terms of

$$r_B = \left(\frac{Q_{bh}}{q_p} \right)^{1/2} a_0$$

This is the distance at which the charge Q_{bh} produces an electric field equal to E_B . For $Q_{bh} = 10^{18}$ C. For $Q_{bh} = 10^{18}$ C, the value of $r_B \approx 1.322 \times 10^5$ km is obtained.

The equation 2 was solved for a number of impact parameters which are expressed as integer multiples of r_B :

$$S_j = (j - 1)r_B \quad \text{for } j = 1, 2, \dots, N_{ip} \quad (9)$$

With N_{ip} being sufficiently large until no significant ionization probability occurs. For the present case, it was found that $N_{ip} = 100$ is an adequate value. The solutions obtained are represented as $r(t, j)$. Consequently, the other functions are represented by the symbols $E(t, j)$, $W_{eV}(t, j)$, $P(t, j)$, and $I(t, j)$, respectively.

Of the N_{ip} solutions obtained, only those functions corresponding to $j = 1, 40, 60, 80$, and 92 are shown in figures 1 and 2. Although in figure 1, the composed plots of $r(t, j)$, $W_L(t, j)$, $P(t, j)$, and $I(t, j)$ appear in the order in which they are obtained. I will describe them starting with the last group.

According to the calculations, the ionization rate functions $I(t, j)$ appear as sharp temporal peaks. Starting at $r_0 = 10^3 r_B$ and with $v_0 = 1000$ m/s, it takes the H atoms around one week to reach these peak rates with timings spreading in a range close to 1.86 hours. However, the full duration of the $j = 1$ peak is ~ 133 seconds, while that of the $j = 92$ peak is ~ 570 seconds.

The dots appearing in the plots for $r(t, j)$ and $W_L(t, j)$ in figure 1 represent the values of these functions at the times when the peaks of their respective functions $I(t, j)$ occur. As can be seen in figure 1 (A), all the ionizations take place at a radial distance close to $8.8 r_B$. After its ionization point, each curve $r(t, j)$ is meaningless for the H atom and must be replaced by an almost vertical straight line, starting at the ionization point, to represent the fast proton being repelled by the CBH.

On the other hand, from the logarithmic plots of 1 (B), we can see that the ionization peaks occur approximately in those regions where $0.013 \text{ s}^{-1} \lesssim W_L(t, j) \lesssim 0.13 \text{ s}^{-1}$, in spite of the fact that for values of j lower than 40, the functions $W_L(t, j)$ can reach peak values as high as $8 \times 10^{16} \text{ s}^{-1}$, although for $j = 92$, the peak value is barely 0.04 s^{-1} . The probability of ionization, as given by the integral of $I(t, j)$ is equal or very close to 1 up to $j = 92$. For higher values of j , the probability of ionization of the H atom rapidly decays to a fraction of one and then to negligible values. Thus, the maximum value of j for which complete ionization occurs is $j_{max}^{(H)} \cong 92$.

From figure 1 (C), we can see that the fast transitions from 1 to 0 of the survival probabilities $P(t, j)$ of the H atoms are coincident in time with appearance of the peaks of their respective functions $I(t, j)$.

The ionization rate peaks of $I(t, j)$ also span some radial distance intervals and some energy ranges of the released protons. The procedure that was followed in most of the cases for obtaining them consists in finding, by trial and error, accurate values of the maximum lower limit $t_{min,j}$ and the minimum upper limit $t_{max,j}$ of the time integral of $I(t, j)$ which still gives a value equal to 1. These limits are substituted in $r(t, j)$ and in $W_{eV}(t, j)$ for finding the extremes of their respective intervals. The case for $j = 92$ is slightly different because

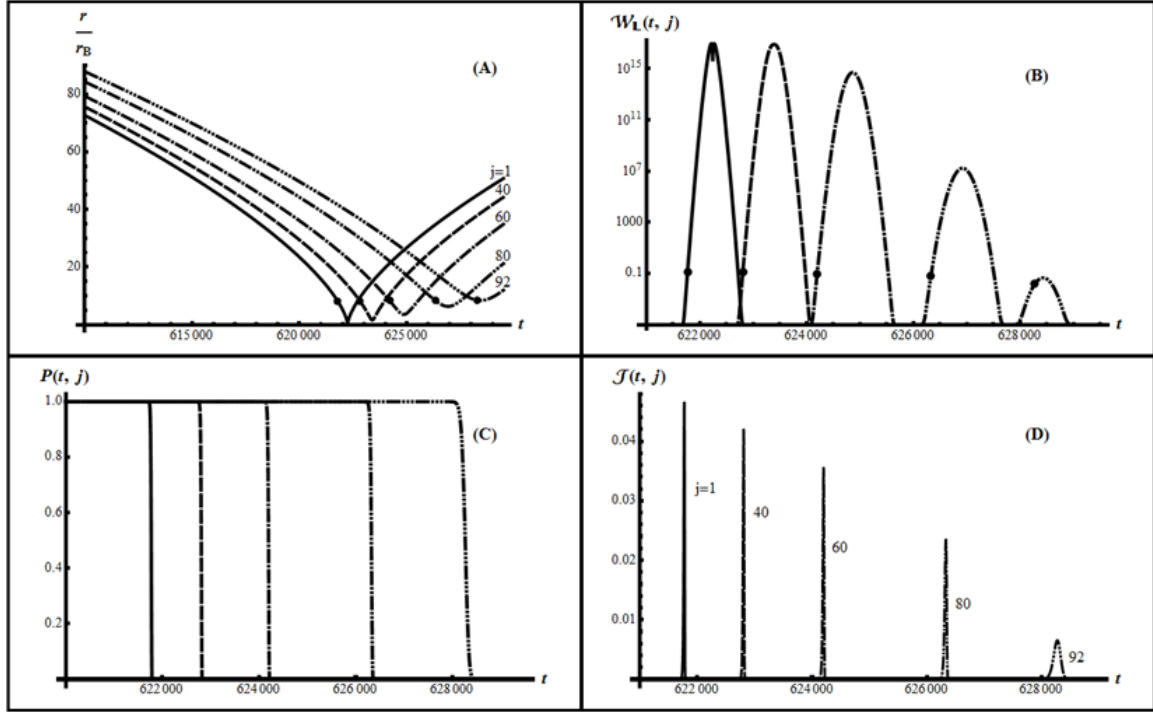


Figure 1: Plots of the functions $r(t, j)$, $W_L(t, j)$, $P(t, j)$, and $I(t, j)$ for $j = 1, 40, 60, 80$, and 92 , in the neighborhood of the CBH. The dots in the curves of parts (A) and (B) give the values of these functions when the ionizations take place in the peaks of part (D).

$t_{max,92}$ occurs in the receding part of the atomic trajectory and the functions $r(t, 92)$ and $W_{eV}(t, 92)$ must be evaluated at the lower integration limit $t_{min,92}$ and at the time $t_{close,92}$ of the closest approach of this trajectory to the CBH in order to obtain the correct radial interval and energy range of the proton.

The results of these calculations are shown in figure 2. Each of the horizontal black segments in part (A) indicates the radial extent where ionization of the H atom can take place, with certainty, for a given value of j . This segment is given in terms of r_B , and no ionization by the tunneling mechanism can take place outside of it. From this figure, we can deduce that virtually all the possible ionizations take place inside a spherical shell centered at the CBH, of average radius $r_{sh} = 8.8r_B$ and thickness $\Delta r_{sh} = 1.6r_B$. This spherical shell is reached by the hydrogen atom almost frontally for small values of j , obliquely for intermediate values and almost tangentially for the largest ionizing values of j .

Even more interesting is the information provided by figure 2 (B). In it, each of the black segments indicates the energies in eV available to the protons, once the H atom is tunnel-ionized, for the given values of j . Here we can see that they are contained with a range of 1.4×10^{18} eV, approximately and are centered near 7.8×10^{18} eV. This is perhaps the most important piece of information provided by this model for the chosen CBH and it is fully compatible with the values of energy measured for UHECRs.

Once a proton is freed from its electron, it is immediately subjected to the electric field

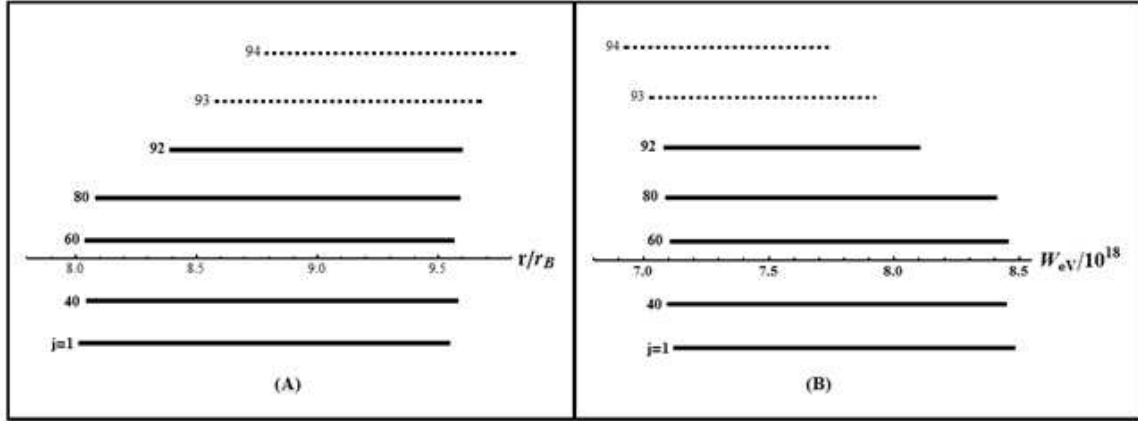


Figure 2: (A) radial ranges and (B) proton energy ranges where the ionization of the H atom can take place with certainty ($j = 1, 40, 60, 80$, and 92) or with partial probability ($j = 93$ and 94) as given by the limits of the minimum integration range of $I(t, j)$.

$E(r_{sh}) = 6.64 \times 10^9$ V/m of the CBH, and between r_{sh} and $2r_{sh}$, which is about 1.163×10^6 km, the average of the accelerating field $\langle E \rangle = E(r_{sh})/2$. This clearly represents a viable embodiment of the much sought-after *cosmic accelerator*.

As was already mentioned, all the above calculations were done with $v_0 = 1000$ m/s. I have also repeated all these calculations with $v_{orig} = 500, 5,000$ and $10,000$ m/s, obtaining the same curves for the functions $E(t, j)$, $W_{\text{eV}}(t, j)$, $P(t, j)$, and $I(t, j)$, but at displaced times: Increased for the first case, decreased for the second and further decreased for the third case. However, no discernible difference is observed for the two types of plots of figure 2 among all the values of v_{orig} considered.

2.3 Other values of Q_{bh}

A systematic study with other values of charge for the CBHs was done, but only the important numerical results are presented table 1. The values of Q_{bh} range from 10^{15} to 10^{21} Coulombs. Other combinations of M_{bh} for each of these values of Q_{bh} were also tried, but the results show only minor differences with those obtained with its current value of ten solar masses.

Apart from the distances r_B , which depend directly on Q_{bh} , the other quantities tabulated are the radius and thickness of the spherical ionization shell region, expressed in terms of the distance r_B , the central energy and the energy spread of the proton cosmic rays, expressed in terms of 10^{18} eV (EeV).

There are some regularities which can be observed in this table: Although the distance r_s is proportional to $\sqrt{Q_{bh}}$, in all cases, the radius of the ionization shell remains close to $8.8 r_B$, and after changing the value of the charge by six orders of magnitude, this relation increases by only $\sim 12\%$. Moreover, although the thickness of the shell does not show a regular behaviour, its value remains closely packed around $1.74 r_B$ after these big changes.

$Q_{bh}(\text{C})$	$r_s(10^3 \text{ km})$	r_{sh}/r_s	$\Delta r_{sh}/r_s$	$W_{eV}(\text{EeV})$	$\Delta W_{eV}(\text{EeV})$
10^{15}	4.1807	8.349	1.651	0.260	0.051
10^{16}	13.220	8.637	1.887	0.796	0.174
10^{17}	41.807	8.755	1.749	2.480	0.495
10^{18}	132.22	8.806	1.569	7.782	1.386
10^{19}	418.07	9.177	1.808	23.655	4.659
10^{20}	1322.0	9.288	1.837	73.918	14.618
10^{21}	4180.7	9.364	1.684	231.446	41.636

Table 1: Main results for CBHs with Q_{bh} ranging from 10^{15} to 10^{21} C with the same mass $M_{bh} = 10M_{\odot}$.

A more valuable information obtained from the table, which is directly related to the previous one, is the dependence of the peak energy W_{pk} of the accelerated proton with the charge Q_{bh} . In the table it is possible to observe that in order to increase this energy by one order of magnitude, the charge must increase by two orders of magnitude. This may explain the observational fact that the UHECRs are increasingly more difficult to observe as their energy increases, since after a supernova explosion, the very large values of the initial charge Q_{bh} must be much less probable than small values of it. Thus, the charge require for the $\sim 10^{20}$ eV events must be about 10^4 times larger than the charge required for the more frequent $\sim 10^{18}$ eV events.

3 A crucial compatibility with measurements

3.1 Top energy limit for UHECRs

According to this new model, the highest possible energy for these particles will be dictated by the mass of the most massive stellar black hole near us. So far, the *most massive stellar black hole* that has been measured is in the eclipsing X-ray binary known as M33 X-7, in the nearby Triangle galaxy [7]. The presence of its small companion has allowed the measurement of its mass as $M_{bh} \approx 15.7M_{\odot}$. However, it is reasonable to assume that this mass size can also be reached by the largest *isolated* stellar BHs in our galaxy, which are essentially non-measurable.

By using the formula $Q_{bh}^{Max} = 8.6174 \times 10^{-11} M_{bh} \text{ C kg}^{-1}$, the value of the maximum charge $Q_{bh}^{Max} = 2.67 \times 10^{21} \text{ C}$ is obtained for this top mass. For this charge, $r_B \approx 6.83 \times 10^9 \text{ m}$, and since in this case, $r_{sh} \approx 9.37 r_B$ then $r_{sh} \approx 6.4 \times 10^{10} \text{ m}$. When these values are substituted in $W_{eV}^{Max} = 6.2415 \times 10^{18} Q_{bh}^{Max} q_p / 4\pi\epsilon_0 r_{sh} \text{ eV/J}$, **the upper limit $W_{ev}^{Max} \approx 3.75 \times 10^{20}$ is obtained for the UHECR's energy. This limit is just 17 % higher than the highest energy of 3.2×10^{20} recorded event, which was measured in 1993 by the Fly's Eye system.** This top energy is indicated by the dashed vertical arrow in the experimental cosmic ray spectrum shown in figure 3.

This result *seems to be closer to an experimental confirmation* of the new acceleration model than just a simple compatibility with measurements, and consequently points toward a galactic origin for the majority of the most energetic UHECRs reaching our planet.

4 The onset of the acceleration process

Thus far, the assumptions of the *reality of the existence of the CBH* and of its *long-term durability* have led to a number of important compatibilities with observations. Although in this paper, they are technically assumed as working hypotheses, it is still possible to advance some preliminary arguments in favor of the second one. This is in spite of the fact that in the astrophysical literature, there is a general consensus that, even if due to some unknown mechanism, the black holes were produced with large net charges, they would be rapidly discharged due to the ionized interstellar space that surrounds them. See reference [8] for example. However, it is my view that there is the possibility for this rapid charge neutralization of not taking place:

The blast-wave of the ejected material moves with a radial speed initially higher than $1/25$ of the speed of light, and as it expands, it picks up essentially all the atoms and molecules it encounters in the space surrounding the exploded star. Besides that, the magnetic shock-front that accompanies this ionized blast-wave accelerates, as cosmic rays, the electrons, protons and ionized atoms that it encounters [9].

Thus, inside this expanding wave, apart from the compact stellar object, it is left a bubble filled by the flow of very low density gas, which was also ejected by the star explosion, whose radial speed is nearly proportional to the radial distance to the center. Also, even if the initial explosion is not spherical, its blast wave becomes spherical at more advanced stages, after it has swept up several times its initial mass from the interstellar medium. **In this way, the CBH could be isolated from the interstellar medium, preventing in this way its rapid discharge.**

According to [9], the blast wave expansions can last for many thousand years, and even for more than 10^5 years [10], until the blast front is diluted in the interstellar medium. Then, as I see it, there exists the possibility that *once the wave front has been sufficiently weakened, the external neutral atoms will be capable of leaking to its interior before the electrons can do*. Subsequently, these atoms will be gravitationally attracted by the BH, marking in this way the onset of the process that leads to the emission of UHECRs through the acceleration mechanism proposed in this work.

However, it is more difficult to identify the mechanism by which the BHs can acquire such large *Kerr-Newman* electrical charges as a consequence of the supernova explosion.

5 Additional compatibilities

in order to arrive to other crucial compatibilities with the experimental observations, it is necessary to extend the acceleration model as to include the role of the **massive runaway**

stars in our galaxy. Among these additional observations are the *near isotropy of the arrival directions of the UHECRs* and their *measured flux levels*.

5.1 Isotropy and runaway stars

Recent measurements by the Auger observatory reveal the near-isotropy in the arrival directions to our planet of the cosmic rays possessing energies above 10^{18} eV [11], [12]. This result is incompatible with all the current conventional acceleration models of UHECRs.

From my point of view, this nearly isotropic distribution of arrivals can be explained in terms of the tunnel ionization acceleration mechanism that I am proposing, when it is combined with the workings of the massive galactic runaway OB stars that spread throughout the galactic halo. In this view these stars, after being individually expelled from the galactic disk at high speeds and in random directions, eventually undergo supernova explosions, with the majority of them expected to leave behind electrically charged BHs, which at some stage begin accelerating cosmic rays. In the supplementary section, the *expulsion mechanism* of these stars from the galactic disk and the *abundance* of their supernova remnants in the galactic halo are reviewed. In that section, the *long lifetimes* and *near invisibility* of the expanding shells of most of them are also analyzed.

Given the randomness of the ejection directions and speeds of the runaway stars as they are expelled from the galactic disk, it is understandable that *we are surrounded in all directions* by a swarm of SN-exploded massive stars and that from many of them *the Earth is receiving UHECRs with a near isotropy in the directions of their arrivals* without the need of terrestrial, solar or galactic magnetic fields to isotropize their angular distribution.

5.2 The flux of galactic UHECRs

The purpose in this section is to find out if the combination of this new acceleration process with the CBHs left behind by the SN-explosions of the massive galactic runaway stars leads to a reasonable value for the flux of UHECRs reaching our planet. In the following discussion, it is necessary to keep in mind that the expansion of the SNRs can go on for more than 10^5 years.

In order to proceed in this direction, it is convenient to define in advance some average quantities related to the galactic CBHs, as well as their symbols. Thus, \mathcal{R}_{sn} is the supernova explosion rate in the Galaxy ($\sim 1/30$ yr), ζ is the fraction of SN explosions that end up as CBHs, \mathcal{N}_{actv} is the number of CBHs actively accelerating UHECRs, \mathcal{T}_{actv} is the accelerating lifetime of these active CBHs, and \mathcal{R}_{cr} is the rate of acceleration of individual UHECRs by a given CBH.

If \mathcal{R}_{sn} , \mathcal{N}_{actv} and the flux of UHECRs in the galaxy have remained nearly stable at least during the last few million years, then we must have that, on average, in any period of time equal to \mathcal{T}_{actv} , a number equal to \mathcal{N}_{actv} of fresh supernovae has to be progressively generated in order to replace those that are becoming inactive; that is, $\mathcal{T}_{actv}\zeta\mathcal{R}_{sn} \approx \mathcal{N}_{actv}$. This relation

allows us to obtain the average number of years that a CBH lasts accelerating UHECRs:

$$\mathcal{T}_{actv} \approx \frac{\mathcal{N}_{actv}}{\zeta \mathcal{R}_{sn}} \quad (10)$$

For our galaxy, that gives:

$$\mathcal{T}_{actv} \approx \frac{30}{\zeta} \mathcal{N}_{actv} \text{ yr.}$$

In view of the present unavailability of information about the real number of galactic BHs with diluted expanding shells, their positions and much less about their electric charges, it is necessary to resort to a very simplistic model in order to obtain a quantitative estimate of the flux of UHECRs in a certain energy range.

6 A toy model

Let us assume that there are one thousand charged compact stellar objects, with equal initial charges of 10^{18} C and that they are uniformly distributed, on average, within a spherical galactic halo possessing a radius of 50,000 lyr. This radius is similar to that of the halo of the Milky Way. it is also assumed that a new object of this type is formed every 50 years ($\zeta = 0.6$). This takes into account that not all the SN explosions produce expanding blast waves or charged compact stellar objects.

The purpose here is to calculate the flux of UHECRs *at the center of the galaxy* for the particle energies corresponding to the diminishing charges of these stellar objects, as they go down from 10^{18} to 10^{17} C. Although the flux of these particles should be less at the radial distance equivalent to that of the Earth from the galactic center ($\sim 27,200$ lyr), these two fluxes should differ by only *a moderate factor*.

Thus, in this case, we have $\mathcal{N}_{actv} = 1000$, $\zeta \mathcal{R}_{sn} = 1/50$ yr and thus the following accelerating lifetime is obtained: $\mathcal{T}_{actv} \approx \mathbf{50,000 \text{ yr}}$. In terms of elementary charges, the initial charge is $Q_{bh} = 10^{18} \text{ C} \approx 6.241 \times 10^{36}e$ and this charge will be reduced to 10^{17} C after $0.9 \times 6.241 \times 10^{36}$ accelerating events. If for simplicity, it is assumed that this 90 % charge reduction takes place during 90 % of \mathcal{T}_{actv} , the rate of accelerated cosmic rays obtained is $R_{cr} \approx 5.62 \times 10^{36}/45,000 \text{ yr}$; that is, $\mathbf{R_{cr} \approx 1.25 \times 10^{32} /yr}$ (or $\sim 4 \times 10^{24} \text{ s}^{-1}$). As shown in table 1, the energies of the UHECRs go from $\sim 7.8 \text{ EeV}$ when $Q_{bh} = 10^{18} \text{ C}$ to $\sim 2.5 \text{ EeV}$ when it is 10^{17} C .

Since the volume of this galactic halo is

$$V_{halo} = \frac{4\pi r_{halo}^3}{3} \approx 5.24 \times 10^{14} \text{ ly}^3,$$

then the average volume per actively accelerating CBH is $\Delta V_{cbh} \approx 5.24 \times 10^{11} \text{ lyr}^3$. if in addition it is assumed that these UHECRs are minimally deviated by the galactic magnetic fields, with their paths remaining nearly straight lines, then the flux contributed at the center of the galaxy by a single active CBH situated at the radial distance r from this center is

given by $\Delta\phi = R_{cr}/4\pi r^2$. So in order to find the total flux at the center, it is necessary to add the flux contributions from all the active CBHs within the halo. Since this type of calculation can be somewhat cumbersome even if these CBHs were allocated in a cubic lattice, the required discrete summation can be better approximated by an integration over a uniform and continuous distribution of sources in the halo. To this end, we first write down the flux contribution $d\phi$ of the element of volume dV , situated at the distance r from the center as:

$$d\phi = \Delta\phi \times \frac{dV}{\Delta V_{cbh}} = \frac{R_{cr}}{4\pi r^2} \frac{dV}{\Delta V_{cbh}} \quad (11)$$

By taking dV as a spherical shell of radius r and thickness dr ; that is, $dV = 4\pi r^2 dr$, then the following simple form is obtained: $d\phi = \frac{R_{cr}}{\Delta V_{cbh}} dr$. Thus, the total flux of UHECRs with energies between 2.5×10^{18} and 7.8×10^{18} eV is given by

$$\phi_{gc} = \int_0^{r_{halo}} \frac{R_{cr}}{\Delta V_{cbh}} dr = \frac{R_{cr}}{\Delta V_{cbh}} r_{halo} \quad (12)$$

When the previously defined values of R_{cr} , ΔV_{cbh} and r_{halo} are substituted in this equation and when the value of $1 \text{ ly} = 9.461 \times 10^{12} \text{ km}$ is used, the following result is obtained for the flux of these energetic particles at the galactic center:

$$\phi_{gc} = 0.133/\text{km}^2 - \text{lyr} \quad (13)$$

This flux value is surprisingly similar to the experimental value measured at the Earth for nearly the same energy range, as can be seen in the ankle region of the cosmic ray spectrum shown in figure 3 (<http://apcauger.in2p3.fr/Public/Presentation>):

Undoubtedly this quantitative closeness to the measured flux of these particles at Earth constitutes a compelling evidence in favor of the tunnel ionization acceleration mechanism proposed in this work and not just an additional compatibility. This is so considered in spite of the improvements that would have to be made to the halo model and to the calculations if the complete information about the sources and their locations were available.

7 Conclusions

By taking as real the filling of the niche predicted by the K-N theory for the acquisition of colossal amounts of electric charge by recently formed stellar black holes and by assuming that the rapid loss of this charge is prevented by the expanding shock front of the star explosion, and by combining these with the tunnel-ionization acceleration mechanism, a series of compatibilities with the experimental observations is obtained, with a couple of them in near quantitative agreement with them. In addition, from this new acceleration scheme clearly emerges the picture that the bulk of the cosmic rays are being accelerated in our own galaxy *in their entire energy spectrum* (without excluding the possibility that a minority of them come from sources outside it). This is in sharp contrast with the prevalent view that all the UHECRs with energies above the Ankle have to come from extragalactic sources.

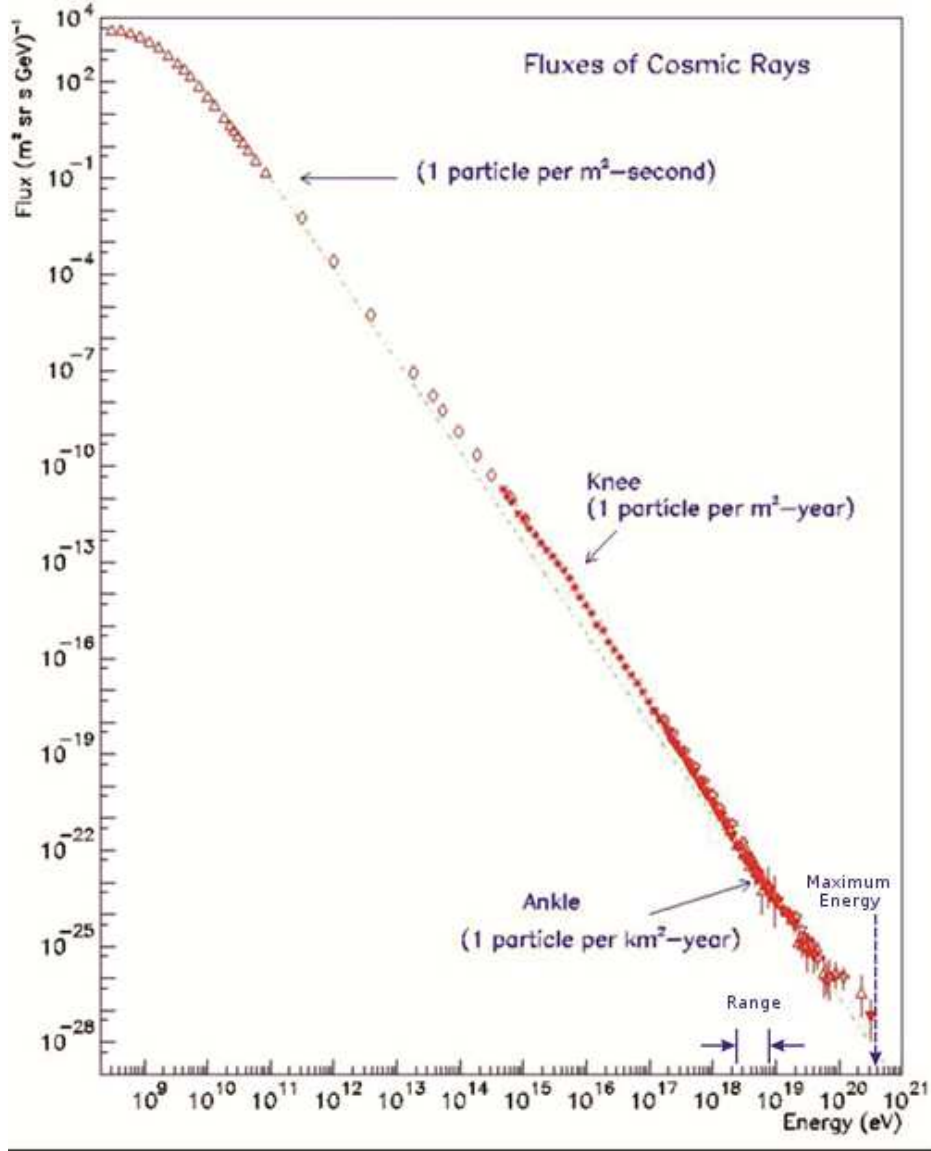


Figure 3: In this energy spectrum of the cosmic rays, the predicted upper energy limit W_{eV}^{Max} is indicated by the vertical line. The energy range covered by the toy model is also indicated in the lower part of the figure

References

- [1] Antoine Letessier-Selvon, Todor Stanev, *Ultrahigh energy cosmic rays*, Rev. Mod. Phys. **83**, pp. 907-942 (2011).
- [2] R. D. Blandford, *Acceleration of ultrahigh energy cosmic rays*. arXiv:astro-ph/9906026 (1999).

- [3] Charles W. Misner, Kip S. Thorne and John A. Wheeler, *Gravitation* (W. H. Freeman & Co., 1973), p. 878.
- [4] Herbert Goldstein, Charles Poole, John Safko, *Classical Mechanics* (Addison Wesley, 3rd ed., 2002), Chap. 3.
- [5] L. D. Landau, E. M. Lifshitz, *Quantum Mechanics: Non-Relativistic Theory* (Pergamon Press, 3rd. ed., 1977), pp. 293-294.
- [6] Tokio Yamabe, Akitomo Tachibana, and Harris J. Silverstone, *Theory of the ionization of the Hydrogen atom by an external electrostatic field*, Phys. Rev. A **16**, pp. 877-890 (1977).
- [7] Tomasz Bulik, *Black holes go extragalactic*, Nature, **449**, 799-801, (1977).
- [8] Rob Fender and Tomaso Belloni, *Stellar-Mass Black Holes and Ultraluminous X-ray Sources*, Science, Vol. 337(6094), pp. 540-544, August 2012.
- [9] J. P. Ostriker and C. F. McKee, *Astrophysical Blastwaves*, Rev. Mod. Phys, **60**, p. 1 (1988).
- [10] S. P. Reynolds, B. M. Gaensler and F. Bocchino, *Magnetic Fields in Supernova Remnants and Pulsar-wind Nebulae*, [arXiv:1104.4047v2](#).
- [11] The Pierre Auger Collaboration, *A Search for Anisotropy in the Arrival Directions of Ultra High Energy Cosmic Rays Recorded at the Pierre Auger Observatory*, [arXiv:1210.3602v](#) [Astro-ph-HE], 12 Oct 2012.
- [12] The Pierre Auger Collaboration, *Large scale distribution of arrival directions of cosmic rays detected above 10^{18} eV at the Pierre Auger Observatory*, [arXiv: 1210.3736v2](#) [Astro-ph-HE], 4 Dec 2012.

Supplemental Material

For the article: Proposal of The Electrically Charged Stellar Black Holes as Accelerators of Ultra High Energy Cosmic Rays

José Soto Manríquez

Instituto de Física, Benemérita Universidad Autónoma de Puebla
Apartado Postal J-48, Puebla, Pue., 72570, México
jsoto@ifuap.buap.mx

October 22, 2018

1 The two forces acting on the neutral atoms

The attractive force of the CBH on a neutral atom consists of two main components. The first of them is the well-known gravitational force, which is proportional to r^{-2} . The second force is of an electric nature: *the strength of the radial electric field of the CBH polarizes the atom and its radial gradient attracts the induced dipole*. The combined effect gives a force proportional to r^{-5} . Complete numerical simulations were carried out with and without the inclusion of this last force, but there were no noticeable differences observed between the two cases. This happens because the ionization process takes place at radial distances much larger than those where the dipolar force becomes comparable to, or greater than, the gravitational force. For this reason, only the gravitational force was considered in this work.

2 The expulsion mechanisms of the runaway stars

About 20 % of all massive stars of the Milky Way have unusually high velocities and it is believed that the majority of them were born in dense and relatively low-mass young star clusters situated in the galactic plane [FPZ11]. Their high speeds of ejection (in extreme cases, exceeding 700 km/s) and their random directions have been explained on the bases of *two mechanisms*: the first of them consists of a **three-body gravitational slingshot effect** that typically results in the less massive star being ejected from the cluster. In the other mechanism, the **supernova explosion of the larger member** of a binary-star system

leaves the other star loose and with a velocity exceeding the escape speed of the cluster [HBZ01, LO07, RHM01, SR08].

By using the well-known formula

$$T \approx \left(\frac{M_{\odot}}{M} \right)^{2.5} \times 10^{10} \text{ yr}$$

for the *lifetime of a main sequence star of mass M* , it is found that for stars with $M = 8, 20$, and $40M_{\odot}$, for example, their corresponding lifetimes are $T \approx 55.2, 5.6$, and 1.0×10^6 yr. By assuming an intermediate ejection speed of $300 \text{ km/s} = 10^{-3} c$, it is also found that, in addition to their orbital displacement around the galaxy, these stars move through the galactic potential along trajectories of lengths $L \approx 55.2, 5.6$, and 1.0×10^3 lyr, respectively, *before they end their lives as supernovae*.

A stellar mass of $8M_{\odot}$ is about the minimum required for a supernova explosion and some of these stars should be capable of reaching the outer reaches of the galactic halo. On the other hand, heavier runaway stars are expected to explode closer to the galactic plane. It is thus possible that all of these runaway stars and their SN remnants are the actual originators of the halo itself.

In addition, there is observational evidence that there may be as many as several hundreds of young B-type stars (capable of undergoing a SN explosion) that were born directly in the galactic halo [RHK99].

3 The abundance of accelerating CBHs in the galactic halo

According to my model, the acceleration of UHECRs takes place after the expanding shell of the SN remnant has been sufficiently weakened. Since the number of CBHs *actively accelerating* UHECRs must be smaller than the number of SNR shells, the number of these shells can be used as an upper bound for the number of the active CBHs, which are more difficult to observe. Now, these expanding shells are known to be very long lived, reaching up to 10^6 yr [CBh98]. Since in our Galaxy a SN outburst occurs every 30-50 yr on average (by neglecting those Crab-like SNRs which do not contain expanding shell structures), the total number of shell remnants should be $\sim 2 - 3 \times 10^4$.

Since from radio and X-ray studies, only about 230 of these objects are known to exist, it is then clear that most of the SN shell remnants are "missing" [KKS06]. The in-depth study of SNR shells has depended largely on observations in the radio part of the spectrum. However, radio telescope surveys easily overlook those shells of low-surface brightness (Σ) or small angular size [CBh98]. One illustrative case of this is a rapidly expanding old shell ($\sim 80 \text{ km/s}$) believed to be originated by a SN that occurred in the outermost fringes of our Galaxy some $\sim 3 \times 10^5$ years ago. This SNR shell was revealed by a high-resolution H_I observation, but it is essentially invisible in any other radio band [KKS06]. This problem of the missing shells is originated, to a great extent, by the dependence of the surface brightness of the shell on the normal distance $|z|$ of the SN to the galactic plane.

An observable radioastronomic property of SNR shells is that, on average, they are brighter on the side closer to the galactic plane than on the more distant side. The quantitative analysis of a number of SNR shells has permitted to establish the following empirical formula for the surface brightness (at 408 MHz):

$$\Sigma = 1.25 \times 10^{-15} t^{-6/5} e^{-|z|/359}.$$

with the age t measured in years and the height z in lyr.

At the same time, this z dependence of Σ is partially caused by the z -dependence of the density of the *diffuse galactic medium* given by the also empirical formula:

$$\rho(z) \approx \rho(0) e^{-|z|/587}$$

where z is again measured in lyr [CL79]. In evaluating the factor of $e^{-|z|/359}$ for the cases $|z| = (1, 2.5, 5, 10, \text{ and } 20) \times 10^3$ lyr, the values of this factor are 0.006, 9.5×10^{-4} , 8.9×10^{-7} , 8×10^{-13} , and 6.4×10^{-15} , respectively. Thus, the amount of galactic gas and dust particles that are available to sweep and heat up by the expanding shell reduces rapidly to negligible values with increasing $|z|$, and so does Σ . **This explains the practical invisibility of SNR shells at large galactic heights, since their extremely weak signals are buried by the cosmic electromagnetic noise.**

However, observations with more advanced radio telescopes and the advent of space-based X-ray telescopes have permitted the discovery of a number of very faint or small angular size SNR shells, **clearly indicating that there are many more of these objects awaiting for their discovery** [CBh98, KKS06]. As the number of known SN expanding shells increases, so will the potential number of CBHs.¹

References

- [CBh98] ary L. Case and Dipen Bhattacharya, *A new Σ - D Relation and its Application to the Galactic Supernova Remnant Distribution*, The Astrophysical Journal **504**, 761-772 (1998).
- [CL79] . L. Caswell and I. Lerche, *Galactic Supernova Remnants: Radio Evolution and Population Characteristics*, Aust. J. Phys, **32**, 79-82, (1979).
- [FPZ11] . S. Fujii and S. P. Zwart, *The Origin of OB Runaway Stars*, Science, **334**, 1380, (2011).
- [HBZ01] . Hoogerwerf, J. H. J. De Bruijne, and P. T. De Zeeuw, *On the Origin of the O and B-type stars with high velocities*, A & A, **365**, 49-77, (2001).

¹*Commentary from the author:* The introduction of SNRs located in the galactic halo as sources of UHECRs and having massive runaway stars as their origin appears to be a novel idea. All I have met in the related literature is the deeply-rooted idea that if these cosmic rays cannot come from the galactic disk, then they necessarily have to come from extragalactic objects.

- [KKS06] on-Chui Koo, Ji-Hyun Kang, and C. J. Salter, *A missing supernova remnant revealed by the 21 cm line of atomic hydrogen*, The Astrophysical Journal, **643**: L49-52, (2006).
- [LO07] . B. Lamb and M. S. Osey, *The Fraction of Runaway OB Stars in the SMC Field*, Proceedings IAU Symposium No. 246, (2007), E. Vesperini, M. Giersz & A. Sills Eds. p. 63.
- [RHK99] . Rampeck, U. Heber, and S. Moehler, *Early Type Stars at High Galactic Latitudes*, A & A **378**, 907 (2001).
- [SR08] . Schilbach and S. Roser, *On the Origin of Field O-Type Stars*, A & A **489**, p. 105 (2008)