

# Green Heterogeneous Networks through Dynamic Small-Cell Operation

Shijie Cai, Yueling Che, *Member, IEEE*, Lingjie Duan, *Member, IEEE*, Jing Wang, *Member, IEEE*,  
Shidong Zhou, *Member, IEEE*, and Rui Zhang, *Senior Member, IEEE*

## Abstract

Traditional macro-cell networks are experiencing an upsurge of data traffic, and small-cells are deployed to help offload the traffic from macro-cells. Given the massive deployment of small-cells in a macro-cell, the aggregate power consumption of small-cells (though being low individually) can be larger than that of the macro-cell. Compared to the macro-cell base station (MBS) whose power consumption increases significantly with its traffic load, the power consumption of a small-cell base station (SBS) is relatively flat and independent of its load. To reduce the total power consumption of the heterogeneous networks (HetNets), we propose a scheme to dynamically change the operating states (on and off) of the SBSs, while keeping the MBS on to avoid service failure outside active small-cells. First, we consider the users are uniformly distributed in the network, and propose an optimal location-based operation scheme by gradually turning off the SBSs close to the MBS. We then extend the operation problem to a more general case where users are non-uniformly distributed in the network. Although this problem is NP-hard, we propose a location-and-density-based operation scheme to achieve near-optimum (with less than 1% performance loss by simulation) in polynomial time.

## Index Terms

Green communication, heterogeneous networks (HetNets), small-cell operation, traffic offloading.

## I. INTRODUCTION

Cellular networks are now experiencing an upsurge of data traffic, and traffic offloading from macro-cells to small-cells (e.g. pico-cells and micro-cells) is a promising way to solve this problem. However, the introduction of massive small-cells can lead to the increase of the total power consumption of the heterogeneous networks

This paper was presented in part as a poster at the 2nd IEEE Global Conference on Signal and Information Processing (GlobalSIP). This work is supported by National Basic Research Program of China (2012CB316002), Natural Science Foundation of China (61201192), the Science Fund for Creative Research Groups of NSFC (61321061), 863 project (2014AA01A704), National S&T Major Project (2014ZX03003003-002), Key grant Project of Chinese Ministry of Education (No.313005), the Open Research Fund of National Mobile Communications Research Laboratory, Southeast University (2012D02), Tsinghua-Qualcomm Joint Research Program, and Tsinghua-Intel International S&T Cooperation Program (ICRI-MNC).

S. Cai, J. Wang, and S. Zhou are with the Department of Electronic Engineering, Research Institute of Information Technology, Tsinghua National Laboratory for Information Science and Technology (TNList), Tsinghua University, Beijing 100084, China (e-mail: caisj06@gmail.com, {wangj, zhousd}@tsinghua.edu.cn).

Y. L. Che and L. Duan are with the Engineering Systems and Design Pillar, Singapore University of Technology and Design (e-mail: {yueling\_che, lingjie\_duan}@sutd.edu.sg). Y. L. Che is the corresponding author.

R. Zhang is with the Department of Electrical and Computer Engineering, National University of Singapore (e-mail: elezhang@nus.edu.sg).

(HetNets). The power consumption of a HetNet comes from both the macro-cell base stations (MBSs) and the small-cell base stations (SBSs) [1]. Researchers have paid much attention to study power saving at the MBS side, by dynamically changing the MBSs' on and off states to meet the stochastic traffic (see, e.g., [2], [3]), but very few work has considered power saving at the SBSs.

As there are increasingly more small-cells deployed, their power consumption is not ignorable. Auer *et al.* in [4] showed that in many European countries, the typical power consumption of a SBS is 10W and that of an MBS is 930W. Thus, the power consumption of 100 SBSs (or small-cells) is larger than that of an MBS (or macro-cell). As a result, it is important to jointly manage the power consumption of macro-cells and small-cells for more energy-efficient operation with traffic sharing. According to [4]–[6], the MBS and the SBS are different in their power consumption rates with their traffic loads. The MBS's power consumption increases exponentially with its traffic load in terms of the number of users served given each user has a constant rate requirement [5], while the SBS's power consumption is almost independent of its load and even flat for any load [4], [6]. Data offloading from the MBS to the SBSs thus helps save the MBS's power consumption but inevitably requires more SBSs to be turned on and increases the total power consumption of the SBSs. The operator should be aware of this in designing the traffic sharing among the macro- and small-cells, and should also consider the heterogeneity of small-cells in location and user coverage.

This thus motivates this paper to investigate the dynamic adaptation of the SBSs' operation modes (on or off) to save the total power consumption in the two-tier HetNet while meeting the all users' service requirements. To study the SBSs' dynamic operation for the small-cells, we make a practical assumption that the MBS is always active to provide the seamless coverage of control signal and avoid any service failure to serve users outside active small-cells [7]. Though we focus on small-cell dynamic operation, our approach does not exclude prior macro-cell operation schemes. The MBSs and the SBSs are dynamically operated over different spatial and time scales. Small-cells are dynamically operated inside a macro-cell, while a macro-cell is dynamically operated in a much larger range. Turning on or off an MBS usually takes several minutes [8], while a SBS can be quickly turned on or off in seconds [9].

The main contributions of this paper are summarized as follows:

- *Novel small-cell dynamic operation to save the two-tier HetNet's power:* We study dynamic small-cell on/off operation to serve offloaded traffic from the macro-cell for saving the total power consumption of the HetNet. We model different power consumption patterns for both the MBS and the SBSs with respect to their traffic load, where the SBSs' locations and their user coverage areas are taken into account.

- *Small-cell dynamic operation to serve uniformly distributed users:* We take the spatial randomness of the user locations into consideration. We start with a special case with uniformly distributed users in the HetNet in Section III, where user densities in all the small-cells and the macro-cell are identical. We propose an optimal location-based operation algorithm to decide the operation modes of the SBSs according to their distances to the MBS to minimize the total HetNet power consumption.
- *Small-cell dynamic operation to serve non-uniformly distributed users:* We then extend to a more general case with non-uniformly distributed users in the HetNet in Section IV, where the user density varies over different small-cells and the macro-cell. In this case, the HetNet power minimization problem is shown to be NP-hard. We propose a location-and-density-based operation algorithm that provides a near-optimal operation solution in polynomial time to decide the SBSs' on/off states.
- *Performance evaluation:* In Section V, through extensive simulations, we show that the location-and-density-based operation algorithm achieves less than 1% performance loss as compared to the optimal one. By comparing with benchmark schemes, we show that our proposed small-cell operation scheme can more efficiently save the total HetNet power consumption. We also show that the MBS's power consumption can even decrease with the increasing HetNet traffic load under our proposed scheme, as more small-cells are turned on to offload the macro-cell traffic.

Recently, HetNet dynamic operation for power saving draws significant attention and many prior studies have focused on macro-cells' intelligent operations (e.g., [10]–[18]). Among these works, there are two major approaches: cell zooming and base station (BS) sleeping. The approach of cell zooming proposed in [10] reduces the macro-cell power consumption by adjusting the cell size according to the covered traffic load, the quality-of-service (QoS) requirements and the channel conditions. The power saving potential of the cell zooming approach was further studied in [11]. BS sleeping is the second major approach to save power by switching BSs between on and off. As a pioneering work, Marsan *et al.* in [12] showed that 25-30% of the total power consumption can be saved by reducing the number of active macro-cells when the traffic is low. Considering the users' traffic variations over both space and time, the authors in [13] jointly applied tools from stochastic geometry and dynamic programming to design the optimal BS on/off adaptation scheme. The application and extension of this approach in practical systems have also been extensively studied in, e.g., [14]–[18], where various implementable BS on/off algorithms were proposed. Besides these two approaches, user association for load balancing between macro-cells and small-cells was studied in [19]. However, all these studies overlooked the impact of small-cells dynamic operation on two-tier HetNet's power consumption.

As a preliminary work, Ashraf *et al.* in [9] showed that small-cell sleeping has great power-saving potential. The studies in [20]–[22] further exploited this potential and proposed small-cell control algorithms for power saving. However, these studies focused on small-cells only, and proposed to serve users within the small-cells. In practice, users in deactivated small-cells also need to be served by macro-cells. Thus, the different power consumption patterns for macro-cells and small-cells should be considered, and load balancing between them should be properly designed to reduce the two-tier HetNet’s total power consumption. Though [23] considered small-cells’ activation, it did not aim to minimize the total HetNet power consumption but mitigate interference.

We summarize the key notations in this paper in Table I.

TABLE I  
KEY NOTATIONS

Notations	Descriptions
$R_0$	Macro-cell radius
$R_s$	Small-cell radius
$\mathcal{M} = \{1, \dots, M\}$	Set of $M$ SBSs
$d_m, m \in \mathcal{M}$	distance between SBS $m$ and the MBS
$K$	Number of macro-cell users
$r_k, k \in \{1, \dots, K\}$	Distance between macro-cell user $k$ and the MBS
$r_0$	Reference distance in channel model
$D$	Reference path loss
$\alpha$	Path-loss exponent
$h_k$	Rayleigh fading between macro-cell user $k$ and the MBS
$A_m$	Coverage area of SBS $m$
$A_0$	Area outside of all small-cells
$\boldsymbol{\theta} = \{\theta_1, \dots, \theta_M\}$	Operation modes of all $M$ SBSs
$\lambda_n, n \in \{0\} \cup \mathcal{M}$	User density in $A_n$
$P^t(\boldsymbol{\theta})$	MBS’s transmit power to all macro-cell users
$P_{max}^t$	MBS’s maximum transmit power
$P_k^t$	MBS’s transmit power to user $k$
$p_0$ (or $p_1$ )	SBS’s power consumption in sleeping mode (or active mode)
$P^{Het}(\boldsymbol{\theta})$	Total power consumption in the HetNet
$P_k^r$	Macro-cell user $k$ ’s received power from the MBS
$W$	Operation spectrum bandwidth of the macro-cell
$b$	each user’s required data rate
$\varepsilon$	Maximum allowable outage probability

## II. SYSTEM MODEL

As shown in Fig. 1, we consider a two-tier HetNet, where  $M$ ,  $M \geq 1$ , small-cells are deployed in a macro-cell. The  $M$  SBSs dynamically adjust their on/off operations to serve the offloaded traffic from the MBS, so as to save the total power consumptions across all the SBSs and the MBS in the HetNet. In the following, we first present

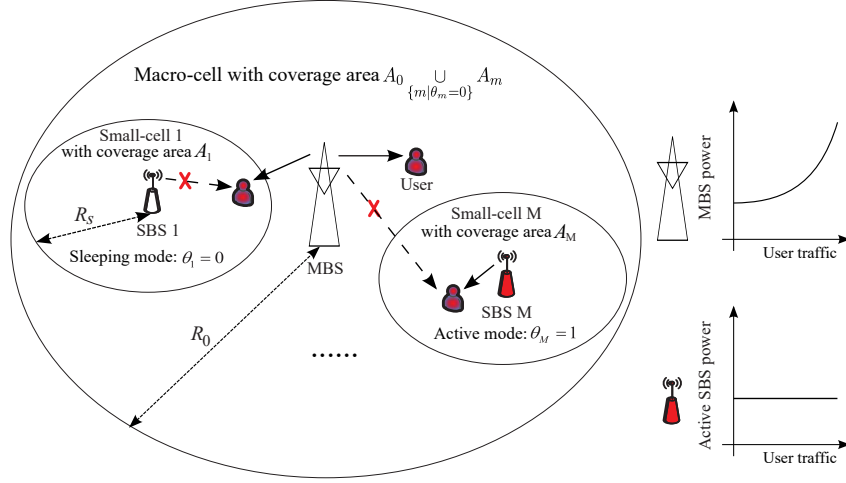


Fig. 1. System model of the HetNet including a macro-cell and  $M$  small-cells.

the network model of the considered HetNet. We then model the power consumption at each SBS and the MBS. At last, since the transmit power of the MBS increases over its served traffic load, we consider the impact of the traffic load served by the MBS and derive its transmit power.

#### A. Network Model

This subsection presents the network model. Denote the coverage radius of the MBS and each of the SBSs as  $R_0$  and  $R_s$ , respectively, where  $R_0 > R_s > 0$ . We assume the MBS and each of the SBSs are located at the center of their respective coverage areas. Without loss of generality, we assume the MBS is located at the origin  $o$ , given by  $(0, 0)$ , of the two-dimensional plane  $\mathbb{R}^2$ . Let  $B(x, r)$ ,  $x \in \mathbb{R}^2$ ,  $r \in (0, \infty)$ , denote a circle of radius  $r$  centered at  $x$ . The area that can be covered by the MBS is thus given by  $B(o, R_0)$ . The locations of all  $M$  SBSs are given. Denote the location of SBS  $m$ ,  $m \in \mathcal{M} \triangleq \{1, \dots, M\}$ , as  $x_m \in B(o, R_0)$ , and the coverage area of SBS  $m$  as  $A_m \triangleq B(x_m, R_s) \subset B(o, R_0)$ . It is easy to find that  $A_m = \pi R_s^2$ ,  $\forall m \in \mathcal{M}$ . We also denote the complement region of all small-cells' coverage areas in the macro-cell as  $A_0 \triangleq \overline{\bigcup_{m \in \mathcal{M}} A_m} \cap B(o, R_0)$ .

First, denote the operation mode of SBS  $m \in \mathcal{M}$  by  $\theta_m \in \{0, 1\}$ . Each SBS can be either in the active mode (i.e., state  $\theta_m = 1$ ) to serve the data offloaded from the MBS or in the sleeping mode ( $\theta_m = 0$ ) to save its own power. The operation modes of all SBSs are given by a vector  $\theta = [\theta_1, \dots, \theta_M]$ . The MBS is always active to provide the seamless control signal coverage and avoid any service failure [7]. The coverage area of the MBS is thus expressed as  $A_0 \cup_{\{m|\theta_m=0\}} A_m$ . To properly serve the users in the network, we adopt the ‘‘separate carriers’’ model such that the MBS operates over a different spectrum band from the SBSs, to avoid the interference between

the MBS and the SBSs.<sup>1</sup> The practice of “separate carriers” has been widely applied in industry (e.g., by China Unicom [24]–[26]). This paper only focuses on one macro-cell, where the MBS efficiently exploits the available radio resources to support all the users in the macro-cell. As will be shown later in Section II-C, the transmit power of the MBS is derived to assure the QoS of the users in the macro-cell. Since all active SBSs operate over the same spectrum band, the inter-cell interference between the active SBSs is generally unavoidable. It is noticed that extensive schemes in the literature have been proposed to effectively control/mitigate the downlink inter-cell interference via efficient coordination between the small-cells (see e.g., [27] and the references therein). As a result, considering the short-transmission range in the small-cell as well as the low transmit power levels of the SBSs, we adopt the following assumption in this paper.

*Assumption 1:* In the considered HetNet, we assume the inter-cell interference between the active SBSs can always be properly controlled to assure the QoS of the small-cell users.

Next, we take the spatial randomness of the user locations into consideration, and apply the widely-used Poisson point processes (PPPs) to model the user locations in the HetNet (see, e.g., [28]–[30]). Specifically, for each small-cell  $m \in \mathcal{M}$ , we use a homogeneous PPP with density  $\lambda_m > 0$  to model the locations of the users in SBS  $m$ 's coverage area  $A_m$ . Similarly, we also use a homogeneous PPP with density  $\lambda_0 > 0$  to model the locations of the users in the MBS's coverage area  $A_0$ . We assume all the PPPs are mutually independent. As a result, by the property of the PPP, the users under this model are not only independently distributed over the entire HetNet, but also uniformly distributed with density  $\lambda_m$  or  $\lambda_0$  within each  $A_m$ ,  $m \in \mathcal{M}$ , or  $A_0$ , respectively [30]. However, due to the non-identical user densities over  $A_m$ 's and  $A_0$  in general, users' distributions are not uniform over different small-cells and the macro-cell. This is reasonable as some small-cells are located as hotspots to serve the user crowds. We suppose that the users within the active small-cells are automatically served by the corresponding SBSs, while those outside all the active small-cells are served by the MBS. Such a control and access model allows us to turn off some SBSs to save energy, while keeping all the users being served.

In the following subsection, we introduce the power consumption models for the MBS and the SBSs, and derive the total power consumption across all SBSs and the MBS in the HetNet.

### B. Power Consumption Models

This subsection introduces the power consumption models for the MBS and the SBSs. We first consider the power consumption model for the MBS. The power consumption  $P$  of the MBS starts from a base level  $\underline{P} > 0$

<sup>1</sup>This paper's focus is the HetNet power saving instead of spectrum allocation. A future extension may consider the other “shared spectrum” model where macro-cells and small-cells operate over the same spectrum band. In this case, proper interference control between the SBSs and the MBS as in [23] is needed.

and increases linearly with its downlink transmit power  $P^t$  [4]. As  $P^t$  increases with the macro-cell traffic after offloading to active small-cells,  $P^t$  is a function of the SBSs' operation modes  $\theta$ . We thus rewrite  $P^t$  as  $P^t(\theta)$  and have

$$P = \underline{P} + uP^t(\theta), \quad (1)$$

where  $u > 0$  is the power utilization coefficient for the MBS. Take Europe for example, typically we have  $\underline{P} = 712\text{W}$  and  $u = 14.5$  [4].

Next, consider the power consumption model for each SBS. According to [4] and [6], depending on its operation mode, we model the power consumption of SBS  $m$ ,  $m \in \mathcal{M}$ , as follows:

$$p_m = \begin{cases} p_1 = \underline{p} + vp^t, & \text{if } \theta_m = 1 \text{ (active/on),} \\ p_0, & \text{if } \theta_m = 0 \text{ (sleeping/off),} \end{cases} \quad (2)$$

where  $p_1$  and  $p_0$  are the total power consumption of SBS  $m$  in the active and sleeping modes, respectively,  $\underline{p} > 0$ ,  $p^t > 0$ , and  $v > 0$  are the base power level, the transmit power level, and the power utilization coefficient of the SBS  $m$  when it is in the active mode, respectively. It is noted that different from the MBS that consumes most power in power amplifier, for a SBS, the load-dependent power amplifier is no longer the main power-consuming component [31], and its transmit power  $p^t$  increases mildly with the traffic load (e.g., only 0.07W increase as traffic load increases from 80% to 100%), due to the short-range communication in the small-cell [4], [6]. Therefore, we assume  $p^t$  and thus  $p_1$  in (2) are not related to the SBS's traffic load and are both constants for simplicity. From [4], the typical values of  $p_1$  and  $p_0$  are 10W and 3W, respectively. By comparing (1) and (2), it is easy to find that in a practical macro-cell that can include hundreds or even thousands of small-cells, the power consumption of just 100 active SBSs becomes larger than that of an MBS, which motivates our proposed HetNet power saving via the SBS on/off adaptations.

At last, we give the overall power consumption in the HetNet based on (1) and (2). Given  $\theta$ , we define  $H(\theta) \triangleq \sum_{m \in \mathcal{M}} \theta_m$  as the number of active small-cells. Let  $\Delta p = p_1 - p_0$ . By summing the power consumption over all the active SBSs and the MBS, the total power consumption in the HetNet is obtained as

$$P^{Het}(\theta) = \underline{P} + uP^t(\theta) + Mp_0 + H(\theta)\Delta p. \quad (3)$$

Since the MBS's transmit power  $P^t(\theta)$  is determined by its served traffic load as well as the operation modes of the SBSs, to more explicitly express  $P^{Het}(\theta)$  in (3), we derive  $P^t(\theta)$  in the following subsection.

### C. Derivation of MBS Transmit Power $P^t(\theta)$

Based on the PPP-based user location model introduced in Section II-A, in this subsection we derive the MBS's transmit power  $P^t(\theta)$  for a given operation mode  $\theta$  of the SBSs. We first study the MBS's transmit power for

each individual user in its coverage area, so as to satisfy the user's QoS requirement. Then by aggregating the MBS's transmit power for each user, we obtain the MBS's transmit power  $P^t(\theta)$ .

1) *MBS Transmit Power to Each Individual User*: We first focus on the MBS's transmit power for each individual macro-cell user that is located in its coverage area  $A_0 \cup_{\{m|\theta_m=0\}} A_m$ . For a given operation mode  $\theta$  of the SBSs, denote the number of macro-cell users as  $K$ , and the distance between the MBS and each macro-cell user  $k \in \{1, \dots, K\}$  as  $r_k$ . We consider both distance-dependent path loss and short-term Rayleigh fading for the wireless channel between the MBS and each of its served users. If the distance  $r_k$  is shorter than a reference distance  $r_0 > 0$ , the MBS's transmit power to macro-cell user  $k$ , denoted by  $P_k^t$ , experiences a fixed path loss  $D > 0$ . Otherwise, it attenuates with the distance  $r_k$  according to the path-loss exponent  $\alpha > 0$ . We also denote the Rayleigh fading channel from the MBS to macro-cell user  $k$  as  $h_k$ , which follows exponential distribution with unit mean. We assume  $h_k$ 's are mutually independent. If the MBS transmits with power  $P_k^t$  to user  $k$ , the received power, denoted by  $P_k^r$ , is then obtained as

$$P_k^r = \begin{cases} P_k^t h_k D (\frac{r_k}{r_0})^{-\alpha}, & \text{if } r_k \geq r_0, \\ P_k^t h_k D, & \text{otherwise.} \end{cases} \quad (4)$$

We say the QoS requirement of a macro-cell user  $k$  is satisfied if the outage probability that the achieved data rate of user  $k$  being smaller than  $b$  bits/sec is no larger than a given threshold  $\varepsilon \ll 1$ . To find the transmit power  $P_k^t$  that can assure the QoS of each macro-cell user, we adopt the widely-used equal-bandwidth-sharing scheme among the users (see, e.g., [5], [28], [32]). Denote the operated spectrum bandwidth of the MBS as  $W$ . The assigned bandwidth for each user is thus  $W/K$ .<sup>2</sup> Similar to the transmit power derivation in [5], by using the received power  $P_k^r$  and the bandwidth  $W/K$  to calculate the achieved data rate of each user  $k$  based on the Shannon's formula, we can first find the minimum required received power for user  $k$  such that the achieved data rate is equal to  $b$ . Then by noticing that  $h_k$  follows exponential distribution with unit mean, it is easy to find the probability that  $P_k^r$  being less than the calculated minimum required received power is no larger than the threshold  $\varepsilon$ , from which we inversely calculate the transmit power  $P_k^t$  to assure macro-cell user  $k$ 's QoS and obtain

$$P_k^t = \begin{cases} \frac{\Gamma N_0 W}{-D \ln(1-\varepsilon)} \cdot \frac{2^{\frac{Kb}{W}} - 1}{K} \cdot (\frac{r_k}{r_0})^\alpha, & \text{if } r_k \geq r_0, \\ \frac{\Gamma N_0 W}{-D \ln(1-\varepsilon)} \cdot \frac{2^{\frac{Kb}{W}} - 1}{K}, & \text{otherwise,} \end{cases} \quad (5)$$

where  $N_0$  is the noise power density and  $\Gamma$  accounts for the loss of capacity due to coding and modulation. From (5), the transmit power  $P_k^t$  increases with the distance  $r_k$  and the number of users  $K$ . Thus, we rewrite  $P_k^t$  as  $P_k^t(r_k, K)$ , i.e., a function of  $r_k$  and  $K$ .

<sup>2</sup>To focus on the transmit power derivation, we consider the equal-bandwidth-sharing scheme for simplicity. The analysis method in this paper can also be applied to other channel allocation schemes (e.g., the unequal-bandwidth-sharing scheme in [34]) in a similar manner.



2) *MBS Transmit Power  $P^t(\boldsymbol{\theta})$  to All Users:* We now derive the MBS's total transmit power  $P^t(\boldsymbol{\theta})$  for all the macro-cell users in its coverage area. According to the PPP-based user location model in Section II-A, it is noticed that the macro-cell user number  $K$  and the distance  $r_k$  between the macro-cell user  $k$  and the MBS which determine  $P_t^k(r_k, K)$  in (5) are both random variables. It is easy to obtain that  $K$  is a Poisson distributed random variable with mean  $\mu$  being equal to the average number of users in the MBS's coverage area  $A_0 \cup_{\{m|\theta_m=0\}} A_m$ . We thus have  $\mu = \lambda_0 \|A_0\| + \sum_{\{m|\theta_m=0\}} \lambda_m \|A_m\|$ , where  $\|A_n\|$  denotes the area of  $A_n$ ,  $\forall n \in \{0\} \cup \mathcal{M}$ . Moreover, given the macro-cell user number  $K$ , all the macro-cell users are identically and independently distributed in the MBS's coverage area [30]. As a result,  $r_k$ 's,  $\forall k = \{1, \dots, K\}$ , are identical and independently distributed (i.i.d.) random variables. Therefore, for a given operation mode  $\boldsymbol{\theta}$  of all the SBSs, by summing  $P_t^k(r_k, K)$  over all users in the MBS's coverage area and taking expectations over  $K$  and each  $r_k$ , we obtain  $P^t(\boldsymbol{\theta})$  as

$$P^t(\boldsymbol{\theta}) = \mathbf{E}_K \left[ \mathbf{E}_{r_1, \dots, r_K} \left[ \sum_{k=1}^K P_t^k(r_k, K) \right] \right] \stackrel{(a)}{=} \mathbf{E}_K \left[ K \mathbf{E}_{r_k} \left[ P_t^k(r_k, K) \right] \right], \quad (6)$$

where equality (a) follows since  $r_k$ 's are i.i.d. random variables for a given  $K$ . In the following, by first deriving the inner expectation  $\mathbf{E}_{r_k} [P_t^k(r_k, K)]$  of (6) for a given  $K$ , and then deriving the outer expectation of (6) by using the fact that  $K$  follows Poisson distribution with mean  $\mu$ , we obtain an explicit expression of  $P^t(\boldsymbol{\theta})$  in Theorem 1.

**Theorem 1:** Given the operation mode  $\boldsymbol{\theta}$  of all  $M$  SBSs, the transmit power  $P^t(\boldsymbol{\theta})$  of the MBS is the product of a *macro-cell's traffic factor*  $T(\boldsymbol{\theta})$  and a *power efficiency factor*  $Z(\boldsymbol{\theta})$ , i.e.,

$$P^t(\boldsymbol{\theta}) = T(\boldsymbol{\theta}) \cdot Z(\boldsymbol{\theta}), \quad (7)$$

where the two factors are given by

$$T(\boldsymbol{\theta}) = \frac{\Gamma N_0 W}{-D \ln(1 - \varepsilon)} \cdot \left[ \exp \left[ \left( 2^{\frac{b}{w}} - 1 \right) \left( \lambda_0 \pi R_0^2 - \lambda_0 M \pi R_s^2 + \sum_{\{m|\theta_m=0\}} \lambda_m \pi R_s^2 \right) \right] - 1 \right], \quad (8)$$

and

$$Z(\boldsymbol{\theta}) = \frac{\frac{2\pi\lambda_0}{\alpha+2} \left( R_0^{\alpha+2} + \frac{\alpha R_0^{\alpha+2}}{2} \right) - \lambda_0 \sum_{m=1}^M \pi R_s^2 d_m^\alpha + \sum_{\{m|\theta_m=0\}} \lambda_m \pi R_s^2 d_m^\alpha}{r_0^\alpha \left( \lambda_0 \pi R_0^2 - \lambda_0 M \pi R_s^2 + \sum_{\{m|\theta_m=0\}} \lambda_m \pi R_s^2 \right)}, \quad (9)$$

where  $d_m = |x_m|$  is the distance between SBS  $m$  and the MBS.

*Proof:* Please refer to Appendix A. ■

**Remark 1:** The power efficiency factor  $Z(\boldsymbol{\theta})$  gives the MBS's average transmit power for an individual user, and the traffic factor  $T(\boldsymbol{\theta})$  gives the total traffic load in the area outside of all the active small-cells. It is observed

from  $T(\boldsymbol{\theta})$  in (8) that similar to [5], the MBS's transmit power  $P^t(\boldsymbol{\theta})$  in (7) increases exponentially with its traffic load for assuring each macro-cell user's QoS. Thus, we can turn on more SBSs to offload the MBS's heavy traffic load for saving the MBS's power consumption. However, a large number of active SBSs also consume high power. As a result, by adapting the operation modes of all the SBSs, an optimal trade-off between saving the MBS's power consumption and saving the SBSs' power consumption needs to be decided for minimizing the total HetNet power consumption.

In the following two sections, to properly study the HetNet power minimization problem, we start with a special case with uniformly distributed users in the HetNet where  $\lambda_0 = \lambda_1 = \dots = \lambda_M$ . We then extend the results to a more practical case with non-uniformly distributed users where  $\lambda_0$  and  $\lambda_m$ 's are not identical in general.

### III. SMALL-CELL DYNAMIC OPERATION FOR UNIFORMLY DISTRIBUTED USERS

This section studies the case where the users are uniformly distributed in the HetNet with identical user density, i.e.,  $\lambda_0 = \lambda_1 = \dots = \lambda_M$ . In the following, we first formulate the HetNet power minimization problem in this case. We then provide a tractable method to solve this problem. At last, based on the optimal SBSs' operation mode, we study the impact of user density in deciding the SBSs' on/off operations.

#### A. Problem Formulation for Uniformly Distributed Users

This subsection formulates the HetNet power minimization problem via the dynamic on/off operations of the  $M$  SBSs in the case with uniformly distributed users. The problem objective is to minimize the overall power consumption over the MBS and all  $M$  SBSs, which is given by (3). By substituting  $\lambda_0 = \lambda_1 = \dots = \lambda_M$  into (8) and (9),  $T(\boldsymbol{\theta})$  and  $Z(\boldsymbol{\theta})$  in the uniformly distributed user case are simplified as

$$T(\boldsymbol{\theta}) = \frac{\Gamma N_0 W \left( \exp \left( (2^{\frac{b}{w}} - 1) \lambda_0 \pi (R_0^2 - H(\boldsymbol{\theta}) \cdot R_s^2) \right) - 1 \right)}{-D \ln(1 - \varepsilon)} \quad (10)$$

and

$$Z(\boldsymbol{\theta}) = \frac{\frac{2\pi}{\alpha+2} (R_0^{\alpha+2} + \frac{\alpha r_0^{\alpha+2}}{2}) - \pi R_s^2 \cdot \sum_{\{m|\theta_m=1\}} d_m^\alpha}{r_0^\alpha \cdot \pi (R_0^2 - H(\boldsymbol{\theta}) \cdot R_s^2)}. \quad (11)$$

By substituting (10) and (11) into (7), we can obtain  $P^t(\boldsymbol{\theta})$  in the uniformly distributed user case. Then by substituting  $P^t(\boldsymbol{\theta})$  in this case into (3), it is easy to find the overall power consumption in the uniformly distributed user case.

By practically considering that the transmit power  $P^t(\boldsymbol{\theta})$  of the MBS is constrained by a maximum allowable transmit power level [4], which is denoted by  $P_{max}^t$ , we formulate the HetNet power minimization problem as

$$\begin{aligned} \text{(P1)} : \min_{\boldsymbol{\theta}} P^{Het}(\boldsymbol{\theta}) &= \underline{P} + uP^t(\boldsymbol{\theta}) + Mp_0 + H(\boldsymbol{\theta})\Delta p, \\ \text{s.t. } T(\boldsymbol{\theta}) \cdot Z(\boldsymbol{\theta}) &\leq P_{max}^t, \\ \theta_m &\in \{0, 1\}, m \in \mathcal{M}, \end{aligned}$$

where  $T(\boldsymbol{\theta})$  and  $Z(\boldsymbol{\theta})$  are given in (10) and (11), respectively.

It is noticed that if the traffic load in the HetNet is unexpectedly heavy, such that even if all the SBSs are active with  $\boldsymbol{\theta} = [1, \dots, 1]$  to offload the traffic from the MBS, the MBS's required transmit power  $P^t(\boldsymbol{\theta}) = T(\boldsymbol{\theta}) \cdot Z(\boldsymbol{\theta})$  still exceeds  $P_{max}^t$ , problem (P1) becomes infeasible. To avoid the trivial case without any feasible solution for the SBSs' operation modes  $\boldsymbol{\theta}$  in (P1) for the uniform user distribution case, we assume the traffic load in the HetNet always satisfies  $T(\boldsymbol{\theta}) \cdot Z(\boldsymbol{\theta})|_{\boldsymbol{\theta}=[1, \dots, 1]} \leq P_{max}^t$ . As will be shown later in Section IV, we also assume the system is always feasible when solving the HetNet power minimization problem for the non-uniform user distribution case. For the infeasible case with unexpectedly heavy traffic load such that  $T(\boldsymbol{\theta}) \cdot Z(\boldsymbol{\theta})|_{\boldsymbol{\theta}=[1, \dots, 1]} > P_{max}^t$ , one can apply admission control to allow only a portion of the users that satisfy  $T(\boldsymbol{\theta}) \cdot Z(\boldsymbol{\theta})|_{\boldsymbol{\theta}=[1, \dots, 1]} \leq P_{max}^t$  to access the HetNet. However, the detailed admission control is beyond the scope of this paper. A numerical example to show the HetNet total power consumption performance under the infeasible case is given in Section V-B.

Due to the binary operation mode of each MBS, there are in total  $2^M$  combination possibilities need to be searched to find the optimal solution  $\boldsymbol{\theta}^* = [\theta_1^*, \dots, \theta_M^*]$  to problem (P1). To avoid such an exhaustive searching method with exponentially increased computational complexity over  $M$ , we propose a more efficient method to solve (P1) in the following subsection by gradually turning off the SBSs according to their distances to the MBS.

### B. Optimal Operation Modes of SBSs

This subsection studies the optimal solution to problem (P1). It is observed from (5) that the transmit power of the MBS for each macro-cell user increases exponentially over the distance between them. Thus, with identical traffic load on average for each small-cells in the case with uniformly distributed users, the distance between the SBS and the MBS becomes an important criterion to decide which SBS should be turned off and let the MBS serve the users located in this small-cell. As a result, in the following, we present a SBSs' location-based policy to solve (P1), which shows that the SBSs that are close to the MBS have a high priority to be turned off.

*Proposition 1:* In the case with uniformly distributed users, under the optimal operation mode  $\boldsymbol{\theta}^* = [\theta_1^*, \dots, \theta_M^*]$  to problem (P1), if SBS  $m \in \mathcal{M}$  is turned off with  $\theta_m^* = 0$ , any other SBS  $n \in \mathcal{M}$  that is closer to the MBS than

SBS  $m$ , i.e.,  $d_n < d_m$ , is also turned off with  $\theta_n^* = 0$ .

*Proof:* Please refer to Appendix B. ■

Remark 2: Proposition 1 implies that since the MBS consumes less power to serve the users that are located in the close small-cells from (5), the SBS that is close to the MBS has a higher priority to be turned off as compared to that far from the MBS, so as to save the HetNet total power consumption. We thus reorder the SBSs in  $\mathcal{M}$  according to their individual distances to the MBS, and obtain a new *location-based set*  $\mathcal{M}' = \{1, \dots, M\}$ , in which for any two SBSs with indexes  $m$  and  $n$ , respectively, we have  $d_m \leq d_n$  if  $m < n$ . Clearly, by assuming all SBSs are initially active, Proposition 1 implies that one can gradually turn off the SBSs according to the index order in the location-based set  $\mathcal{M}'$ .

It is also noted that turning off a SBS  $m$  can not only decrease the power consumption of the SBS  $m$  by  $\Delta p = p_1 - p_0$ , but also increase the MBS's power consumption, where the increased power consumption at the MBS is given by

$$\Delta P_m = uP^t([\mathbf{0}_{1 \times (m-1)}, \theta_m, \mathbf{1}_{1 \times (M-m)}])|_{\theta_m=0} - uP^t([\mathbf{0}_{1 \times (m-1)}, \theta_m, \mathbf{1}_{1 \times (M-m)}])|_{\theta_m=1}. \quad (12)$$

By studying  $\Delta P_m$  over  $m$ , we obtain the following lemma.

Lemma 1: By turning off the SBSs according to their index order in the location-based set  $\mathcal{M}'$ , the increased power consumption  $\Delta P_m$  at the MBS due to turning off SBS  $m$  increases over  $m \in \mathcal{M}'$ .

*Proof:* Please refer to Appendix C. ■

As a result, according to Lemma 1, in the process of gradually deactivating the SBSs, while the decreased power consumption at each deactivated SBS is a constant  $\Delta p$ , the MBS' power consumption increases each time for tuning off a SBS gradually. As a result, to save the HetNet total power consumption over all SBSs and the MBS, the gradual deactivating process for the SBSs needs to stop at SBS  $m$  once there is no power saving benefit at SBS  $m + 1$  (i.e.,  $\Delta p - \Delta P_{m+1} \leq 0$ ). Besides, since the MBS's transmit power cannot exceed the maximum transmit power  $P_{max}^t$ , the gradual deactivating process for the SBS also needs to stop once  $P_{max}^t$  is reached. As a result, based on Proposition 1 and Lemma 1, we obtain a location-based algorithm to decide the operation modes of all the SBSs, which is given by Algorithm 1. In Algorithm 1, we define two integer thresholds  $m_{th}^1$  and  $m_{th}^2$  as

$$m_{th}^1 = \begin{cases} 0, & \text{if } \Delta P_1 \geq \Delta p, \\ m, & \text{if } \Delta P_m < \Delta p, \Delta P_{m+1} \geq \Delta p, \\ M, & \text{if } \Delta P_M < \Delta p \end{cases} \quad (13)$$

---

**Algorithm 1** Location-Based Operation Algorithm for SBSs in the Case with Uniformly Distributed Users
 

---

```

1: Reorder all the small-cells in a new set  $\mathcal{M}'$  as  $d_m$ 's increase
2:  $L \leftarrow \pi R_a^2 - M\pi R_s^2$ 
3:  $LR \leftarrow \frac{2\pi}{\alpha+2}(R_0^{\alpha+2} + \frac{\alpha r_0^{\alpha+2}}{2}) - \pi R_s^2 \sum_{m=1}^M d_m^\alpha$ 
4:  $Q_1 = \frac{\Gamma N_0 W}{-D \ln(1-\varepsilon)}$ 
5:  $Q_2 = 2^{\frac{b}{W}} - 1$ 
6:  $P^t \leftarrow Q_1 \cdot \frac{LR}{r_0^\alpha \cdot L} \cdot (e^{Q_2 \cdot \lambda_0 \cdot L} - 1)$ 
7:  $P^{Het} \leftarrow \underline{P} + uP^t + Mp_1$ 
8: for  $m = 1 : M$  do
9:    $L \leftarrow L + \pi R_s^2$ 
10:   $LR \leftarrow LR + \pi R_s^2 d_m^\alpha$ 
11:   $P^{t'} \leftarrow Q_1 \cdot \frac{LR}{r_0^\alpha \cdot L} \cdot (e^{Q_2 \cdot \lambda_0 \cdot L} - 1)$ 
12:   $\Delta P_m$  in (12)  $\leftarrow u \cdot P^{t'} - u \cdot P^t$ 
13:  if  $P^{t'} > P_{max}^t$  (i.e.,  $m-1 = m_{th}^2$  in (14)) or  $\Delta P_m \geq \Delta p$  (i.e.,  $m-1 = m_{th}^1$  in (13)) then
14:    RETURN  $P^{Het}$ , BREAK
15:  end if
16:   $P^{Het} \leftarrow P^{Het} + \Delta P_m - \Delta p$ 
17:   $P^t \leftarrow P^{t'}$ 
18: end for
19: RETURN  $P^{Het}$ 

```

---

and

$$m_{th}^2 = \begin{cases} 0, & \text{if } P^t([\theta_1 = 0, \mathbf{1}_{1 \times (M-1)}]) > P_{max}^t, \\ m, & \text{if } P^t([\mathbf{0}_{1 \times (m-1)}, \theta_m = 0, \mathbf{1}_{1 \times (M-m)}]) \leq P_{max}^t, \quad P^t([\mathbf{0}_{1 \times m}, \theta_{m+1} = 0, \mathbf{1}_{1 \times (M-m-1)}]) > P_{max}^t, \\ M, & \text{if } P^t([\mathbf{0}_{1 \times M}]) \leq P_{max}^t, \end{cases} \quad (14)$$

respectively.

*Theorem 2:* Algorithm 1 gives the SBSs' optimal operation mode  $\theta$  for problem (P1). In Algorithm 1, all the SBSs are initially set as active and reordered based on their individual distances to the MBS from the shortest to the largest in  $\mathcal{M}'$ , and then are gradually turned off based on their index order in  $\mathcal{M}'$  until reaching SBS  $m_{th} = \min(m_{th}^1, m_{th}^2)$ , with  $m_{th}^1$  and  $m_{th}^2$  given by (13) and (14), respectively.

*Proof:* Please refer to Appendix D. ■

It is easy to find that given the location-based set  $\mathcal{M}'$ , the computational complexity of Algorithm 1 increases linearly over  $m_{th}$ . It is also observed from (14) that in Algorithm 1, the operation threshold  $m_{th}^2$  is increasing over  $P_{max}^t$ , since more users can be supported by the MBS with an increased  $P_{max}^t$ . However, it is not easy to obtain the varying trend of the threshold  $m_{th}^1$  from (13). In the following subsection, by focusing on the impact of macro-cell user density, we study the threshold  $m_{th}^1$  in detail.

### C. Impact of User Density in Small-Cell Operation

In this subsection, to focus on studying the threshold  $m_{th}^1$ , we assume there is no transmit power constraint at the MBS, i.e.,  $P_{max}^t = \infty$ . In this case, from (14), it is easy to find that  $m_{th} = \min(m_{th}^1, m_{th}^2) = m_{th}^1$ . In the following, by defining the following function

$$f(x) = \frac{u\Gamma N_0 W}{-D \ln(1 - \varepsilon) r_0^\alpha} \cdot \frac{\exp\left(\left(2^{\frac{b}{W}} - 1\right)x\right) - 1}{x}, \quad (15)$$

we derive two thresholds for the macro-user density  $\lambda_0$ , which can decide the value of  $m_{th}^1$  in (13) and thus the SBSs' operation modes.

Proposition 2: Under the setup of uniformly distributed users and assuming  $P_{max}^t = \infty$ , there always exists a user-density threshold  $\lambda_{th}^{off}$ , which is the unique solution to

$$\frac{2\lambda_{th}^{off}\pi}{\alpha + 2} \left( R_0^{\alpha+2} + \frac{\alpha r_0^{\alpha+2}}{2} \right) \cdot \left( f\left(\lambda_{th}^{off}\pi R_0^2\right) - f\left(\lambda_{th}^{off}\pi(R_0^2 - R_s^2)\right) \right) + \lambda_{th}^{off}\pi R_s^2 d_M^\alpha \cdot f\left(\lambda_{th}^{off}\pi(R_0^2 - R_s^2)\right) = \Delta p, \quad (16)$$

such that

- If  $\lambda_0 < \lambda_{th}^{off}$ , all the SBSs are turned off (i.e.,  $m_{th}^1 = M$ );
- Otherwise, there is at least one SBS should be turned on (i.e.,  $m_{th}^1 < M$ ).

*Proof*: Please refer to Appendix E. ■

Corollary 1: The user-density threshold  $\lambda_{th}^{off}$  decreases with the noise power density  $N_0$ , the path-loss exponent  $\alpha$ , and the required data rate  $b$ , and increases with the maximum allowable outage probability  $\varepsilon$  and the macro-cell operation spectrum bandwidth  $W$ .

*Proof*: Please refer to Appendix F. ■

Remark 3: Intuitively, as the noise power density  $N_0$  and the path-loss exponent  $\alpha$  increase, the transmit power of the MBS increases to compensate the signal loss and it is more power-saving to use SBSs with a smaller  $\lambda_{th}^{off}$ . The same result holds when the user rate requirement  $b$  increases and the maximum allowable outage probability  $\varepsilon$  decreases. As  $W$  increases, the MBS can use less power to meet the same QoS and thus  $\lambda_{th}^{off}$  increases.

The following proposition gives the other macro-cell user density threshold.

Proposition 3: Under the setup of uniformly distributed users and assuming  $P_{max}^t = \infty$ , there always exists a user-density threshold  $\lambda_{th}^{on}$ , which is the unique solution to

$$\left( \frac{2\lambda_{th}^{on}\pi}{\alpha + 2} \left( R_0^{\alpha+2} + \frac{\alpha r_0^{\alpha+2}}{2} \right) - \lambda_{th}^{on}\pi R_s^2 \cdot \sum_{m=2}^M d_m^\alpha \right) \cdot \left( f\left(\lambda_{th}^{on}\pi(R_0^2 - (M-1) \cdot R_s^2)\right) - f\left(\lambda_{th}^{on}\pi(R_0^2 - M \cdot R_s^2)\right) \right) + f\left(\lambda_{th}^{on}\pi(R_0^2 - M \cdot R_s^2)\right) \cdot \lambda_{th}^{on}\pi R_s^2 d_1^\alpha = \Delta p, \quad (17)$$

such that

- If  $\lambda_0 > \lambda_{th}^{on}$ , all the small-cells should be turned on (i.e.,  $m_{th}^1 = 0$ );
- Otherwise, there is at least one small-cell which should be turned off (i.e.,  $m_{th}^1 > 0$ ).

The proof of Proposition 3 is similar to that to Proposition 2, and thus is omitted here for brevity. In addition, as  $N_0$  and  $\alpha$  increase, the transmit power of the MBS increases and it is more desirable to use small-cells with a smaller  $\lambda_{th}^{on}$ . The same result holds when  $b$  increases and  $\varepsilon$  decreases. As  $W$  increases, the MBS's transmit power decreases and  $\lambda_{th}^{on}$  increases. The relationships between  $\lambda_{th}^{on}$  and its related parameters are the same as those of the threshold  $\lambda_{th}^{off}$  in Corollary 1, which can be easily proved by using the similar method as in Appendix F.

#### IV. SMALL-CELL DYNAMIC OPERATION FOR NON-UNIFORMLY DISTRIBUTED USERS

In this section, we study the more general case where the user densities in the HetNet can be different. That is, we allow  $\lambda_m \neq \lambda_n$ , if  $m \neq n$ . As compared to the uniform user distribution case in Section III, the HetNet power minimization problem becomes more complicated in this case. We need to take into account not only the SBSs' different locations but also the different user densities in their coverage areas. In the following, we first formulate the HetNet power minimization problem for the case with non-uniformly distributed users, and then present an efficient method to solve this problem sub-optimally in general.

##### A. Problem Formulation for Non-Uniformly Distributed Users

Similar to the case with uniformly distributed users, by deciding the SBSs' optimal operation mode  $\theta$ , we formulate the HetNet power minimization problem under the case with non-uniformly distributed users as follows: First, the objective is to minimize the HetNet total power consumption, which is obtained by substituting the MBS's transmit power  $P^t(\theta) = T(\theta) \cdot Z(\theta)$ , given in Theorem 1, into (3). Second, the problem constraint is given by the MBS's transmit power constraint, i.e.,  $P^t(\theta) = T(\theta) \cdot Z(\theta) \leq P_{max}^t$ . We refer to this problem as problem (P2). The form of Problem (P2) is similar to that of problem (P1) in Section III, and thus is omitted here for brevity. Similar to (P1), we assume  $P^t(\theta) = T(\theta) \cdot Z(\theta) \leq P_{max}^t$  always holds for (P2) to consider a feasible problem.

It is noted that although appearing similarly, problem (P2) is different from (P1), since  $T(\theta)$  and  $Z(\theta)$  in (P2) are given by (8) and (9), respectively. Moreover, in the case with non-uniformly distributed users, besides the SBSs' different distances to the MBS, the user densities in different SBSs' coverage areas are also different in general. Thus, as compared to (P1), it is more difficult to solve (P2) optimally. For example, Proposition 1 for the case with uniformly distributed users does not hold any more for the case with non-uniformly distributed users. In the following, we first show that problem (P2) is NP-hard in general. Then, we solve (P2) by jointly considering the impact of SBSs' different distances to the MBS as well as the different user densities in their coverage areas.

### B. Computation Complexity of Problem (P2)

This subsection discusses the computational complexity for solving (P2). In the following, for the ease of analysis, we first rewrite (P2) without loss of optimality. Then we show that (P2) is an NP-hard problem.

We divide the MBS's traffic load into two parts: the first part is the traffic load in  $A_0$ , given by  $\underline{L} = \lambda_0 \pi R_0^2 - \lambda_0 M \pi R_s^2$ , and the second part is the traffic load in all the sleeping SBSs' coverage areas, which is given by

$$L = \sum_{\{m|\theta_m=0\}} \lambda_m \pi R_s^2. \quad (18)$$

Clearly,  $\underline{L}$  is a constant and  $L$  depends on the SBSs' operation modes  $\theta$ . First, from (3) and Theorem 1, it is easy to verify that the total HetNet power consumption by assuming all SBSs are active is given by

$$\hat{P}(L) = \frac{u\Gamma N_0 W}{-D \ln(1-\varepsilon)r_0^\alpha} \cdot \frac{e^{(2^{\frac{b}{W}}-1)(\underline{L}+L)} - 1}{\underline{L} + L} \left( \frac{2\pi\lambda_0}{\alpha+2} (R_0^{\alpha+2} + \frac{\alpha r_0^{\alpha+2}}{2}) - \lambda_0 \sum_{m=1}^M \pi R_s^2 d_m^\alpha \right). \quad (19)$$

Then, if SBS  $m \in \mathcal{M}$  is turned off, the SBSs' total power consumption is decreased by  $\Delta p$ , and the MBS's power consumption increases to serve all the users in the SBS  $m$ 's coverage area. Denote the saved total power consumption in the HetNet by turning off SBS  $m$  as  $\Delta_m(L)$ , which is given as

$$\Delta_m(L) = \Delta p - \frac{u\Gamma N_0 W}{-D \ln(1-\varepsilon)r_0^\alpha} \cdot \frac{e^{(2^{\frac{b}{W}}-1)(\underline{L}+L)} - 1}{\underline{L} + L} \lambda_m \pi R_s^2 d_m^\alpha, \quad m \in \mathcal{M}. \quad (20)$$

From (3), the terms  $\underline{P}$  and  $Mp_0$  in problem (P2)'s objective  $P^{Het}(\theta)$  are constants, and  $M\Delta p$  is also a constant. As a result, it is easy to find that minimizing  $P^{Het}(\theta)$  in problem (P2) is equivalent to minimizing

$$P^{Het}(\theta) - (\underline{P} + Mp_0 + M\Delta p) = \hat{P}(L) - \sum_{\{m|\theta_m=0\}} \Delta_m(L). \quad (21)$$

Therefore, (P2) can be rewritten as

$$\begin{aligned} \text{(P2-E)} : \quad & \min_{\theta} \hat{P}(L) - \sum_{\{m|\theta_m=0\}} \Delta_m(L), \\ & \text{s.t. } T(\theta) \cdot Z(\theta) \leq P_{max}^t, \\ & \theta_m \in \{0, 1\}, \quad m \in \mathcal{M}. \end{aligned}$$

We now show that (P2-E) and thus (P2) are both NP-hard. Specifically, we consider a special case of (P2-E) by fixing  $L = L_0$ , with a given  $L_0 > 0$ . In this case, problem (P2-E) becomes the following problem

$$\begin{aligned} \text{(P2')} : \quad & \min_{\theta} \hat{P}(L_0) - \sum_{\{m|\theta_m=0\}} \Delta_m(L_0), \\ & \text{s.t. } \sum_{\{m|\theta_m=0\}} \lambda_m \pi R_s^2 = L_0, \\ & T(\theta) \cdot Z(\theta) \leq P_{max}^t, \\ & \theta_m \in \{0, 1\}, \quad m \in \mathcal{M} \end{aligned}$$



which is an NP-hard Knapsack problem with bag volume  $L_0$  and object weights  $\Delta_m(L_0)$ 's [33]. As a result, since (P2-E) is a general case of (P2') without  $L = L_0$ , it is easy to verify that since (P2') is an NP-hard problem, (P2-E) and thus (P2) are also NP-hard problems.

Due to the high complexity to find the optimal solution to (P2), in the following subsections, we first look at some special cases of problem (P2), and then extend the results obtained under the special cases to the general case.

### C. Dynamic Operations of SBSs under Special Cases

This subsection studies some special cases for problem (P2). In particular, if the traffic load in a small-cell is heavy, it is expected that this SBS is active to serve the densely deployed users, regardless of other SBSs' operation modes. Similarly, if a small-cell covers only few users, it is expected that this SBS is inactive to save power. Based on such an observation, we obtain the following proposition.

**Proposition 4:** Two small-cell user density regimes are given in the following to decide the optimal operation modes of the SBSs for the case with non-uniformly distributed users.

- *Low user density regime:* If the small-cell user density  $\lambda_m$  in  $A_m$  is low with  $\lambda_m < \lambda_{\text{th}}^{\text{off}}(m)$ , where the threshold  $\lambda_{\text{th}}^{\text{off}}(m)$  is given by

$$\left( \frac{2\pi\lambda_0}{\alpha+2} (R_0^{\alpha+2} + \frac{\alpha r_0^{\alpha+2}}{2}) - \lambda_0 \sum_{n=1}^M \pi R_s^2 d_n^\alpha + \sum_{n=1, n \neq m}^M \lambda_n \pi R_s^2 d_n^\alpha + \lambda_{\text{th}}^{\text{off}}(m) \pi R_s^2 d_m^\alpha \right) \cdot \left( f\left(\underline{L} + \sum_{n=1, n \neq m}^M \lambda_n \pi R_s^2 + \lambda_{\text{th}}^{\text{off}}(m) \pi R_s^2\right) - f\left(\underline{L} + \sum_{n=1, n \neq m}^M \lambda_n \pi R_s^2\right) \right) + f\left(\underline{L} + \sum_{n=1, n \neq m}^M \lambda_n \pi R_s^2\right) \cdot \lambda_{\text{th}}^{\text{off}}(m) \pi R_s^2 d_m^\alpha = \Delta p, \quad (22)$$

then it is optimal to turn off SBS  $m$  for problem (P2).

- *High user density regime:* If the small-cell user density  $\lambda_m$  in  $A_m$  is high with  $\lambda_m > \lambda_{\text{th}}^{\text{on}}(m)$ , where the threshold  $\lambda_{\text{th}}^{\text{on}}(m)$  is given by

$$\left( \frac{2\pi\lambda_0}{\alpha+2} (R_0^{\alpha+2} + \frac{\alpha r_0^{\alpha+2}}{2}) - \lambda_0 \sum_{m=1}^M \pi R_s^2 d_m^\alpha \right) \left( f\left(\underline{L} + \lambda_{\text{th}}^{\text{on}}(m) \pi R_s^2\right) - f\left(\underline{L}\right) \right) + f\left(\underline{L} + \lambda_{\text{th}}^{\text{on}}(m) \pi R_s^2\right) \lambda_{\text{th}}^{\text{on}}(m) \pi R_s^2 d_m^\alpha = \Delta p, \quad (23)$$

then it is optimal to turn on SBS  $m$ .

*Proof:* Please refer to Appendix G. ■

By using a similar method as in Appendix F, it is also easy to verify that both  $\lambda_{\text{th}}^{\text{off}}(m)$  and  $\lambda_{\text{th}}^{\text{on}}(m)$ ,  $m \in \mathcal{M}$  decrease with the noise power density  $N_0$ , the path loss exponent  $\alpha$ , and the minimum data rate  $b$ , and increase with the outage probability  $\varepsilon$  and macro-cell spectrum bandwidth  $W$ .

Furthermore, it is easy to find that if the small-cell user density  $\lambda_m$  in  $A_m$  is extremely low with  $\lambda_m < \underline{\lambda}_{\text{th}}^{\text{off}}, \forall m \in \mathcal{M}$ , where  $\underline{\lambda}_{\text{th}}^{\text{off}}$  is obtained by setting  $m = \arg \max_{n \in \mathcal{M}} d_n$ ,  $\lambda_{\text{th}}^{\text{off}}(m) = \underline{\lambda}_{\text{th}}^{\text{off}}$ , and  $\lambda_n = \underline{\lambda}_{\text{th}}^{\text{off}}, \forall n \in \mathcal{M}$ ,

$n \neq m$  in (22), it is optimal to turn off all the SBSs. In this case, all  $\lambda_m$ 's,  $\forall m \in \mathcal{M}$ , are within the low user density regime in Proposition 4. On the other hand, if the small-cell user density  $\lambda_m$  in  $A_m$  is extremely high with  $\lambda_m > \bar{\lambda}_{\text{th}}^{\text{on}}, \forall m \in \mathcal{M}$ , where  $\bar{\lambda}_{\text{th}}^{\text{on}}$  is obtained by setting  $m = \arg \min_{n \in \mathcal{M}} d_n$ , and  $\lambda_{\text{th}}^{\text{on}}(m) = \bar{\lambda}_{\text{th}}^{\text{on}}$  in (23), it is optimal to turn on all the SBSs. In this case, all  $\lambda_m$ 's,  $\forall m \in \mathcal{M}$ , are within the high user density regime in Proposition 4.

#### D. Dynamic Operations of SBSs for General Case

In this subsection, we extend the location-based operation algorithm proposed for the case with uniformly distributed users for problem (P1) to the case with non-uniformly distributed case and solve problem (P2). In particular, by noticing that in the case with non-uniformly distributed users, the user density  $\lambda_m$  in each small-cell as well as the distance  $d_m$  between the SBS  $m$  and the MBS are both in general different for different small-cells, and thus are essential for determining the SBSs' operation modes, we propose a location-and-density-based operation algorithm, as given by Algorithm 2, to solve (P2).

Specifically, to solve problem (P2) in the general case, similar to Algorithm 1 proposed for solving (P1), by assume all SBSs are initially active, we select some SBSs and gradually turn off them. However, unlike the uniform user distribution case in Section III, it is difficult to find a proper order for all the SBSs so as to turn off the SBSs by the distance order to the MBS in the non-uniform user distribution case, since such a SBS order depends on the traffic load  $L$  in the inactive SBSs to be selected, given in (18). It is also noted that  $L$  is determined by the SBSs' operation modes  $\theta$ . As a result, from (18), we can find that depending on the SBSs' operations modes,  $L$  can be any value in the range that is given by  $\left[0, \sum_{m=1}^M \lambda_m \pi R_s^2\right]$ . We refer to such a range as the *feasible range of  $L$*  in the following. For any given  $L$  in its feasible range, define  $Q_m(L) = \frac{\Delta_m(L)}{\lambda_m \pi R_s^2}$  as the *power-saving efficiency* if SBS  $m \in \mathcal{M}$  is turned off, which gives the saved power consumption by turning off SBS  $m$  per unit load. To save the HetNet total power consumption, it is preferred to turn off SBSs with large  $Q_m(L)$ .

Our solution approach in Algorithm 2 for problem (P2) is now given as follows: i) Given any  $L$ , we find all the power-saving efficiencies  $Q_m(L), m \in \mathcal{M}$  and reorder SBSs as their  $Q_m(L)$ 's decrease. We name such a SBS order as the "power-saving list"; ii) Since the "power-saving list" changes with  $L$ , we search over  $L \in \left[0, \sum_{m=1}^M \lambda_m \pi R_s^2\right]$  to find all the "power-saving lists". For every "power-saving list", we also find its feasible range of  $L$ ; iii) According to every "power-saving list", starting with all small-cells active, we gradually deactivate small-cells. In every deactivation step, we check the traffic handed over to the macro-cell. If it is within the above mentioned feasible range of  $L$ , we record the SBSs' operation modes in this deactivation step as a "candidate solution". Our scheme is to choose the best solution among all the "candidate solutions".

The key of the above method is to find all the "power saving lists" and the corresponding feasible ranges

---

**Algorithm 2** Location-and-Density-Based Operation Algorithm for the Case with Non-Uniformly Distributed Users
 

---

```

1:  $\theta_0^* \leftarrow$  empty set,  $\theta_1^* \leftarrow$  empty set
2: for  $m \in \mathcal{M}$  do
3:   if  $\lambda_m > \lambda_{\text{th}}^{\text{on}}(m)$  given in (23) then
4:      $\theta_m \leftarrow 1$ ,  $\theta_1^* \leftarrow \theta_1^* \cup \{\theta_m\}$ , Eject  $m$  from  $\mathcal{M}$ 
5:   if  $\lambda_m < \lambda_{\text{th}}^{\text{off}}(m)$  given in (22) then
6:      $\theta_m \leftarrow 0$ ,  $\theta_0^* \leftarrow \theta_0^* \cup \{\theta_m\}$ , Eject  $m$  from  $\mathcal{M}$ 
7:   end if
8: end if
9: end for
10: update  $M$ ,  $\pi \leftarrow$  empty set
11: for all  $1 \leq m < n \leq M$  do
12:   if  $L_{m=n}$  is feasible then
13:      $\pi \leftarrow \pi \cup \{L_{m=n}\}$ 
14:   end if
15: end for
16:  $\pi \leftarrow \pi \cup \{0, \sum_{m=1}^M \lambda_m \pi R_s^2\}$ 
17:  $N \leftarrow |\pi|$ 
18: Reorder  $\pi$  in ascending order
19: Reorder small-cells as  $Q_m(0)$ 's decrease
20:  $\theta_a = [1, 1, \dots, 1]$ 
21: for  $n = 2 : N$  do
22:   for all  $l \in [1, \dots, M]$  s.t.  $\pi(n-1) \leq \sum_{m=1}^l \lambda_m \pi R_s^2 \leq \pi(n)$  do
23:      $\theta_t = [\mathbf{0}_{1 \times (l-1)}, \theta_l = 0, \mathbf{1}_{1 \times (M-l)}]$ 
24:     if  $P^{\text{Het}}([\theta_0^*, \theta_t, \theta_1^*]) < P^{\text{Het}}([\theta_0^*, \theta_a, \theta_1^*])$  and  $P^t([\theta_0^*, \theta_t, \theta_1^*]) \leq P_{\text{max}}^t$  then
25:        $\theta_a \leftarrow \theta_t$ 
26:     end if
27:   end for
28:   Perform the switching corresponding to  $\pi(n)$ 
29: end for
30: RETURN  $[\theta_0^*, \theta_a, \theta_1^*]$ 

```

---

of  $L$ , which can be obtained by using an efficient method as shown below. Given any two SBSs  $m$  and  $n$ , the relationship between  $Q_m(L)$  and  $Q_n(L)$  can be either of the following two cases. One is that  $Q_m(L)$  (or  $Q_n(L)$ ) is always larger than  $Q_n(L)$  (or  $Q_m(L)$ ) over the whole range of  $L \in \left[0, \sum_{m=1}^M \lambda_m \pi R_s^2\right]$ ; the other is that  $Q_m(L) > Q_n(L)$  (or  $Q_n(L) > Q_m(L)$ ) becomes  $Q_n(L) > Q_m(L)$  (or  $Q_m(L) > Q_n(L)$ ) after some “switching point” at  $L \in \left[0, \sum_{m=1}^M \lambda_m \pi R_s^2\right]$ , which is denoted as  $L_{m=n}$ . For the latter case, the “switching point”  $L_{m=n}$  of any pair of SBSs  $m$  and  $n$  is the unique solution to  $Q_m(L_{m=n}) = Q_n(L_{m=n})$  with  $L_{m=n} \in \left[0, \sum_{m=1}^M \lambda_m \pi R_s^2\right]$ . As a result, for any two SBSs  $m$  and  $n$ , we can first find the “switching point”  $L_{m=n}$ , and after finding all the “switching points” for every two SBSs, we reorder these “switching points” according to their values in ascending

order. It can be easily verified that there exists at most one “switching point” for any two SBSs; thus, the number of “switching points” is  $\mathcal{O}(M^2)$ . Next, we reorder the SBSs according to  $Q_m(0)$ ’s decreasing order to obtain the initial “power-saving list”. Starting from the minimum “switching point”, for every “switching point”  $L_{m=n}$ , we switch the orders of small-cells  $m, n$  to obtain a new “power-saving list”. The number of “power-saving lists” is also  $\mathcal{O}(M^2)$ . It is easy to find that according to each “power-saving list”, the computation order of the above mentioned searching process is  $\mathcal{O}(M)$ . The computation order of Algorithm 2 is thus  $\mathcal{O}(M^3)$ .

## V. SIMULATION RESULTS

This section presents the simulation results to study the performance of the proposed HetNet power saving scheme. We focus on the general case with non-uniformly distributed users and investigate Algorithm 2. We also observe similar performance for Algorithm 1 for the special case with uniformly distributed users, which is thus omitted here for brevity. For the MBS’s total power consumption, which is given in (1), we set  $\underline{P} = 712\text{W}$ ,  $u = 14.5$ , and  $P_{max}^t = 40\text{W}$  [4]. For the small-cells, we let the user densities  $\lambda_m$ ’s,  $\forall m \in \mathcal{M}$ , are uniformly and independently distributed within the range  $[50\lambda_0 - \sqrt{3\sigma^2}, 50\lambda_0 + \sqrt{3\sigma^2}]$ , where  $\sigma^2$  is the user-density variation. We also follow [29] to consider a practically large range for  $\lambda_0$ . Other simulation parameters are set as follows: the capacity loss  $\Gamma = 1$ , the fixed path loss  $D = -35\text{dB}$ , the reference distance  $r_0 = 1\text{m}$ , the path-loss component  $\alpha = 2.5$ , the bandwidth  $W = 10\text{ MHz}$ , the required rate  $b = 0.1\text{Mbits/sec}$ , the maximum allowable outage probability  $\varepsilon = 0.05$ , and the noise power  $N_0 = -174\text{dBm/Hz}$ . In the following, we first show the near-optimal performance of the proposed Algorithm 2. Then we compare our proposed HetNet power saving scheme with two benchmark schemes, where one is without SBS on/off adaptation, and the other is probability-based SBS on/off adaptation. At last, we show the individual power consumption of the MBS and all the SBSs, to further understand the HetNet power saving problem.

### A. Near-Optimal Performance of Algorithm 2

In this subsection, we compare the performance of Algorithm 2 with that of the optimal solution to problem (P2), which is obtained by exhaustive search. It is easy to verify that the computational complexity of the exhaustive search is  $\mathcal{O}(2^M)$ . Due to such an exponentially increased computational complexity over  $M$ , we only consider a scenario with  $M = 20$ . As shown in Table II, we calculate the ratio of the HetNet’s total power consumption that is obtained by the optimal exhaustive search over that obtained by Algorithm 2, i.e.,  $\frac{P^{Het-opt}}{P^{Het-Alg2}}$ . It is observed that the performance of the proposed Algorithm 2 achieves less than 1% performance loss as compared to the optimal one over all macro-cell user density  $\lambda_0$  in Table II.

TABLE II  
PERFORMANCE COMPARISON OF ALGORITHM 2 WITH THE OPTIMAL SOLUTION TO PROBLEM (P2)

$\lambda_0 (\times 10^{-3})/\text{m}^2$	0.2	0.4	0.6	0.8	1.0	1.2	1.4	1.6
$\frac{P^{\text{Het-opt}}}{P^{\text{Het-Alg2}}}$	0.9996	0.9986	0.9978	0.9973	0.9978	0.9982	0.9988	0.9995

### B. Comparison with Benchmark Schemes

In this subsection, to further show the performance of the proposed HetNet power saving scheme, we compare Algorithm 2 with the following two benchmark schemes. One is without on/off operation adaptation for all SBSs, and keep all SBSs always active. The other is to independently keep all SBSs active based on a probability  $P_{active}$ . We set  $P_{active} = 0.7$  in the simulation. For all three schemes, we consider a case with dense small-cell deployment with  $M = 144$ . In Fig. 2, we show the total HetNet power consumption across all SBSs and the MBS, given in (3), for all three schemes over a large range of macro-cell user density  $\lambda_0$ . For each of the three schemes, the MBS adopts the same power allocation method as that discussed in Section II-C to assure the macro-cell users' QoS. As has been discussed in Section III-A, if  $\lambda_0$  is too large, such that the MBS's maximum transmit power  $P_{max}^t$  cannot satisfy all macro-cell users' QoS, the system becomes infeasible. In this case, for all three schemes, we apply admission control to randomly reject a portion of users from accessing the HetNet such that the MBS's maximum transmit power is just sufficient to assure the QoS of all the remaining users that are allowed to access the HetNet. We denote the macro-cell user density that makes the resulted MBS transmit power equal to  $P_{max}^t$  for our proposed scheme, the scheme without SBS on/off, and the scheme with probability-based SBS on/off as  $\lambda_0^{\text{Alg2}}$ ,  $\lambda_0^{\text{On}}$ , and  $\lambda_0^{\text{Prob}}$ , respectively.

It is first observed from Fig. 2 that the HetNet total power consumption of all three schemes are non-decreasing over  $\lambda_0$  as expected. It is also observed that our proposed scheme always consumes much less power than the other two benchmark schemes when  $\lambda_0$  is not large, and gradually approaches to the scheme without SBS on/off as  $\lambda_0$  increases, where increasingly more active SBSs are needed under our proposed scheme to support the increased users. When all SBSs under our proposed scheme become active, our proposed scheme becomes the scheme without SBS on/off, and thus consumes the same power consumption. Moreover, when  $\lambda_0 > \lambda_0^{\text{Alg2}} = \lambda_0^{\text{On}}$ , the system becomes infeasible for both proposed scheme and the scheme without SBS on/off. In this case, since the MBS keeps using the maximum transmit power  $P_{max}^t$  and the SBSs are always active, the HetNet total power consumption under both schemes becomes a constant, which is given by  $\underline{P} + uP_{max}^t + 144p_0 + 144 \times (p_1 - p_0) = 2732\text{W}$  from (3). Similarly, when  $\lambda_0 > \lambda_0^{\text{Prob}}$ , the system also becomes infeasible under the probability-based scheme, where the HetNet total power consumption is given by  $\underline{P} + uP_{max}^t + 144p_0 + 144 \times P_{active} \times (p_1 - p_0) = 2429.6\text{W}$ ,

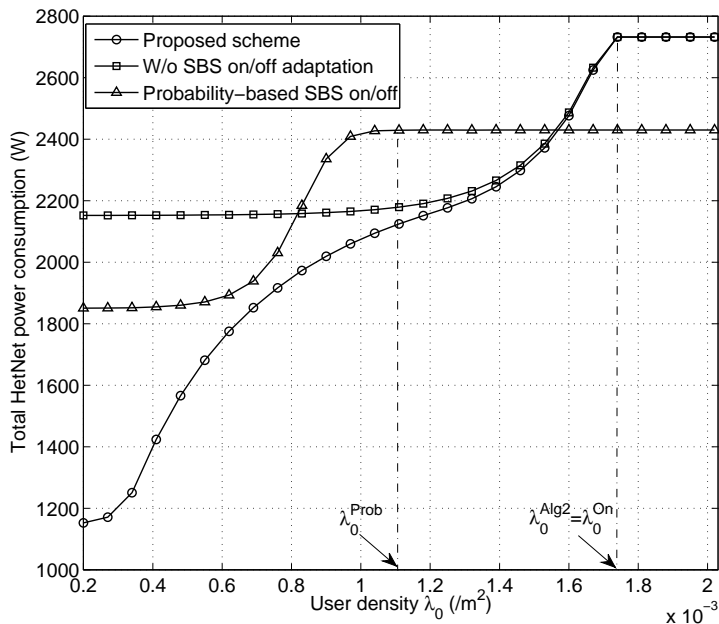


Fig. 2. Comparison with the benchmark schemes.

which is smaller than that under the proposed scheme since only  $100P_{active}\%$  of SBSs are active. Furthermore, since  $\lambda_0^{Alg2} > \lambda_0^{Prob}$ , our proposed scheme can properly support more users than the probability-based scheme.

### C. Power Consumption of MBS and All SBSs

In this subsection, we show the total power consumption of the MBS as well as that of all the SBSs by applying Algorithm 2. The simulation parameters are set as the same as those in Fig. 2. As shown in Fig. 3, it is first observed that when  $\lambda_0$  is small, since all the users in the HetNet can be properly supported by the MBS, the SBSs just remain inactive with a constant power consumption given by  $144 \times p_0 = 432\text{W}$ , while the MBS's power consumption increases over  $\lambda_0$ . As  $\lambda_0$  increases, the SBSs begin to be turned on and thus their total power consumption begins to increase over  $\lambda_0$ . It is interesting to observe from Fig. 3 that when  $\lambda_0$  is between  $[0.4, 1.2] \times 10^{-3}$ , the MBS's power consumption becomes decreasing over  $\lambda_0$ , due to the efficient traffic offloading from the SBSs that decreases the MBS's power consumption. However, when  $\lambda_0$  is sufficiently large with  $\lambda_0 > 1.2 \times 10^{-3}$ , such that the SBSs' power consumption for offloading MBS's traffic load can cause the overall HetNet power to increase, we observe that the MBS needs to increase its transmit power again to properly support the users for saving the total power consumption in the HetNet. At last, similar to that in Fig. 2, when the traffic load in the HetNet is unexpectedly heavy, all the SBSs becomes active and the MBS transmits with its maximum power. In this case, we observe that the total power consumption of the MBS is a constant, given by  $\underline{P} + uP_{max}^t = 1292\text{W}$ , and that of all the SBSs is also a constant, given by  $144 \times p_1 = 1440\text{W}$ .

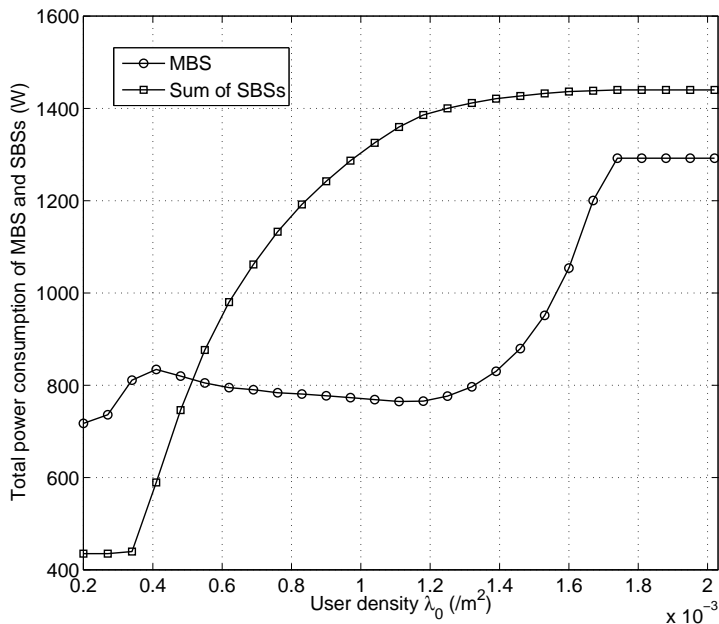


Fig. 3. Total power consumption of the MBS and the SBSs.

## VI. CONCLUSION

In this paper, by dynamically changing SBSs' operation modes, we studied the HetNet power minimization problem for both cases with uniformly and non-uniformly distributed users. For the case with uniformly distributed users, the SBS's location-based operation algorithm was proposed and the optimal operation mode can be found by gradually deactivating SBSs according to their individual distances to the MBS. For the case with non-uniformly distributed users, both SBSs' different locations and small-cell user density were considered for their optimal operation mode decision. We showed that the optimal operation in this case is NP-hard and then proposed a near-optimal algorithm with polynomial complexity. In the future work, we will extend the current single-macro-cell scenario to the general multi-macro-cell scenario by further taking the interference from neighboring macro-cells into account.

## APPENDIX A

### PROOF OF THEOREM 1

We first derive the inner expectation of  $E_{r_k} [P_k^t(r_k, K)]$  of (6), for a given  $K$ . Let  $1_{\{k \in A_n\}}, \forall n \in \{0\} \cup \mathcal{M}$ , denote whether the macro-cell user  $k$  is located in the area  $A_n$ , where  $1_{\{Y\}} = 1$  if the event  $Y$  is true, and  $1_{\{Y\}} = 0$  otherwise. Since each user  $k$  is independently distributed in the HetNet and uniformly distributed within each  $A_n$ , it is easy to verify that  $P(1_{\{k \in A_n\}} = 1) = \frac{\lambda_n \|A_n\|}{\sum_{i=0}^M \lambda_i \|A_i\|}$ . Moreover, given that user  $k$  is located in  $A_n$ , we can easily obtain  $E_{r_k} \left[ P_k^t(r_k, K) \middle| 1_{\{k \in A_n\}} = 1 \right] = \int_{A_n} \frac{1}{\|A_n\|} P_k^t(r, K) dS$  since the user is uniformly distributed in  $A_n$ . As a result, by considering all the possible events with user  $k$  locating in  $A_n$ ,  $n = 0$ , or  $n \in \mathcal{M}$ ,  $\theta_n = 0$ , we can write

the inner expectation  $\mathbf{E}_{r_k} [P_k^t(r_k, K)]$  of (6) as

$$\begin{aligned}
\mathbf{E}_{r_k} [P_k^t(r_k, K)] &= \sum_{n=0, \text{ or } n \in \mathcal{M}, \theta_n=0} \mathbf{P}(1_{\{k \in A_n\}} = 1) \mathbf{E}_{r_k} \left[ P_k^t(r_k, K) \Big| 1_{\{k \in A_n\}} = 1 \right] \\
&= \sum_{n=0, \text{ or } n \in \mathcal{M}, \theta_n=0} \frac{\lambda_n \|A_n\|}{\lambda_0 \|A_0\| + \sum_{\{m|\theta_m=0\}} \lambda_m \|A_m\|} \int_{A_n} \frac{1}{\|A_n\|} P_k^t(r, K) dS \\
&= \frac{1}{\lambda_0 \|A_0\| + \sum_{\{m|\theta_m=0\}} \lambda_m \|A_m\|} \cdot \left( \lambda_0 \int_{A_0} P_k^t(r_k, K) dS + \sum_{\{m|\theta_m=0\}} \lambda_m \int_{A_m} P_k^t(r_k, K) dS \right). \quad (24)
\end{aligned}$$

Next, by calculating the outer expectation in (6), we derive  $P^t(\boldsymbol{\theta})$ . Let

$$g(r) = \begin{cases} \frac{r^\alpha}{r_0^\alpha}, & \text{if } r \geq r_0, \\ 1, & \text{otherwise,} \end{cases}$$

By substituting (5) and (24) into (6) and noting that  $K$  follows Poisson distribution with mean  $\mu = \lambda_0 \|A_0\| + \sum_{\{m|\theta_m=0\}} \lambda_m \|A_m\|$ , it is easy to verify that  $P^t(\boldsymbol{\theta}) = Z(\boldsymbol{\theta}) \cdot T(\boldsymbol{\theta})$  with

$$\begin{aligned}
T(\boldsymbol{\theta}) &= \frac{\Gamma N_0 W}{-\ln(1-\varepsilon)D} \left( \exp \left( (2^{\frac{b}{w}} - 1) (\lambda_0 \pi R_0^2 - \lambda_0 M \pi R_s^2 + \sum_{\{m|\theta_m=0\}} \lambda_m \pi R_s^2) \right) - 1 \right), \\
Z(\boldsymbol{\theta}) &= \frac{\frac{2\pi\lambda_0}{(\alpha+2)r_0^\alpha} (R_0^{\alpha+2} + \frac{\alpha r_0^{\alpha+2}}{2}) - \sum_{\{m|\theta_m=0\}} \lambda_0 \int_{A_m} g(r) dS + \sum_{\{m|\theta_m=0\}} \lambda_m \int_{A_m} g(r) dS}{\lambda_0 \pi R_0^2 - \lambda_0 M \pi R_s^2 + \sum_{\{m|\theta_m=0\}} \lambda_m \pi R_s^2} \\
&\stackrel{(a)}{=} \frac{\frac{2\pi\lambda_0}{\alpha+2} (R_0^{\alpha+2} + \frac{\alpha r_0^{\alpha+2}}{2}) - \lambda_0 \sum_{m=1}^M \pi R_s^2 d_m^\alpha + \sum_{\{m|\theta_m=0\}} \lambda_m \pi R_s^2 d_m^\alpha}{r_0^\alpha (\lambda_0 \pi R_0^2 - \lambda_0 M \pi R_s^2 + \sum_{\{m|\theta_m=0\}} \lambda_m \pi R_s^2)}, \quad (25)
\end{aligned}$$

where the equality (a) follows due to the fact that the macro-cell's radius  $R_0$  is much larger than the small-cells'  $R_s$  and the reference distance  $r_0$  in practical systems. Theorem 1 thus follows.

## APPENDIX B PROOF OF PROPOSITION 1

We prove this proposition by the method of reduction to absurdity. We assume that in the optimal operation mode  $\boldsymbol{\theta}^* = [\theta_1^*, \dots, \theta_M^*]$ , a SBS  $m \in \mathcal{M}$  is turned off ( $\theta_m^* = 0$ ) and a SBS  $n \in \mathcal{M}$  is turned on, with  $d_n < d_m$ . We now construct a new solution as  $\hat{\boldsymbol{\theta}}^* = [\hat{\theta}_1^* = \theta_1^*, \dots, \hat{\theta}_n^* = 0, \dots, \hat{\theta}_m^* = 1, \dots, \hat{\theta}_M^* = \theta_M^*]$ . It can be easily verified that  $T(\hat{\boldsymbol{\theta}}^*) = T(\boldsymbol{\theta}^*)$  and  $Z(\hat{\boldsymbol{\theta}}^*) < Z(\boldsymbol{\theta}^*)$ , then  $P^{Het}(\hat{\boldsymbol{\theta}}^*) < P^{Het}(\boldsymbol{\theta}^*)$ , which conflicts with the optimality of  $\boldsymbol{\theta}^*$ . Proposition 1 thus follows.



APPENDIX C  
PROOF OF LEMMA 1

We first rewrite the MBS's transmit power as  $P^t(\boldsymbol{\theta}) = P^t([\mathbf{0}_{1 \times (m-1)}, \theta_m = 0, \mathbf{1}_{1 \times (M-m)}]) = h_1(m)h_2(m)$ , where

$$h_1(m) = \frac{\Gamma N_0 W}{-D \ln(1 - \varepsilon) r_0^\alpha} \cdot \frac{\exp\left(\left(2^{\frac{b}{w}} - 1\right) \lambda_0 \pi (R_0^2 - MR_s^2 + mR_s^2)\right) - 1}{\pi (R_0^2 - MR_s^2 + mR_s^2)}$$

and

$$h_2(m) = \frac{2\pi}{\alpha + 2} (R_0^{\alpha+2} + \frac{\alpha r_0^{\alpha+2}}{2}) - \pi R_s^2 \cdot \sum_{n=m+1}^M d_n^\alpha.$$

Next, to prove this lemma, we verify the following two facts:

- Fact #1:  $h_1(m) - h_1(m-1) > h_1(m-1) - h_1(m-2) > 0$ ;
- Fact #2:  $h_2(m) - h_2(m-1) \geq h_2(m-1) - h_2(m-2) > 0$ .

To prove Fact #1, we suppose that  $h_1(m)$  is a continuous function of  $m$ . It can be verified that both of its first-order and second-order derivatives are positive when  $m \geq 0$ . Then, the function  $h_1(m)$  is an increasing convex function and thus we can easily obtain Fact #1. To prove Fact #2, it can be calculated that  $h_2(m) - h_2(m-1) = \pi R_s^2 d_m^\alpha$  and  $h_2(m-1) - h_2(m-2) = \pi R_s^2 d_{m-1}^\alpha$ . Noting that  $d_m \geq d_{m-1}$ , we can thus obtain Fact #2.

Now, we prove Lemma 1. From Fact #2 we can obtain that

$$\begin{aligned} h_1(m) \left( h_2(m) - h_2(m-1) \right) &> h_1(m-1) \left( h_2(m-1) - h_2(m-2) \right) \Leftrightarrow \\ h_1(m)h_2(m) - h_1(m-1)h_2(m-1) &> h_1(m)h_2(m-1) - h_1(m-1)h_2(m-2). \end{aligned} \quad (26)$$

Similarly, from Fact #1 we can have

$$h_2(m-1)h_1(m) - h_2(m-2)h_1(m-1) > h_2(m-1)h_1(m-1) - h_2(m-2)h_1(m-2). \quad (27)$$

Combining (26), and (27), we can obtain that

$$\begin{aligned} P^t([\mathbf{0}_{1 \times (m-1)}, \theta_m = 0, \mathbf{1}_{1 \times (M-m)}]) - P^t([\mathbf{0}_{1 \times (m-2)}, \theta_{m-1} = 0, \mathbf{1}_{1 \times (M-m+1)}]) &> \\ P^t([\mathbf{0}_{1 \times (m-2)}, \theta_{m-1} = 0, \mathbf{1}_{1 \times (M-m+1)}]) - P^t([\mathbf{0}_{1 \times (m-3)}, \theta_{m-2} = 0, \mathbf{1}_{1 \times (M-m+2)}]), \end{aligned}$$

i.e.,  $\Delta P_m > \Delta P_{m-1}$ . Lemma 1 thus follows.

APPENDIX D  
PROOF OF THEOREM 2

We consider two cases as follows: 1) Case 1:  $m_{th}^1 \leq m_{th}^2$ , and 2) Case 2:  $m_{th}^1 > m_{th}^2$ . We first look at Case 1. According to Proposition 1, starting with all SBSs being active, it is optimal to turn off closer SBSs according

to their individual distances to the MBS. Suppose this deactivation process stops at SBS  $m_{th}$  with  $m_{th} < m_{th}^1$ . Next, if we continue to turn off SBS  $m_{th} + 1$ , according to (12) and Lemma 1, the saved HetNet power is  $\Delta p - \Delta P_{m_{th}+1} \geq \Delta p - \Delta P_{m_{th}^1} > 0$ , which contradicts with optimal stopping at  $m_{th}$ . With the same method, it is easy to verify that stopping at any  $m_{th} > m_{th}^1$  cannot be optimal. Thus, it is optimal to choose  $m_{th} = m_{th}^1$ . Note that the transmit power of the MBS is always no larger than  $P_{max}^t$  thanks to  $m_{th}^1 \leq m_{th}^2$ .

We now consider Case 2. According to (14), to let the transmit power constraint hold, the optimal stopping SBS's index  $m_{th}$  is no greater than  $m_{th}^2$ . If  $m_{th} < m_{th}^2$ , continuing to turn off small-cell  $m_{th} + 1$  helps save the HetNet's power by  $\Delta p - \Delta P_{m_{th}+1} \geq \Delta p - \Delta P_{m_{th}^2} > \Delta p - \Delta P_{m_{th}^1} > 0$ . Thus, the only optimal  $m_{th}$  is equal to  $m_{th}^2$ . As a result, based on the above two cases, it is optimal to deactivate closer small-cells until reaching small-cell  $m_{th} = \min(m_{th}^1, m_{th}^2)$ . Theorem 2 thus follows.

## APPENDIX E PROOF OF PROPOSITION 2

First, we prove the existence and uniqueness of  $\lambda_{th}^{off}$ . Denote the left-hand side of (16) as  $h_3(\lambda_{th}^{off})$ . It is easy to verify that  $h_3(\lambda_{th}^{off})$  is an increasing function over  $\lambda_{th}^{off} \geq 0$ . Since  $\lim_{\lambda_{th}^{off} \rightarrow +\infty} h_3(\lambda_{th}^{off}) \rightarrow +\infty$  and  $h_3(0) = 0$ ,  $\lambda_{th}^{off}$  exists and it is unique. The solution  $\lambda_{th}^{off}$  can thus be obtained through bisection search.

Now, based on the unique  $\lambda_{th}^{off}$ , we prove Proposition 2. For the case with  $\lambda_0 < \lambda_{th}^{off}$ , we have

$$\begin{aligned}
& P^{Het}([\mathbf{0}_{1 \times M}]) - P^{Het}([\mathbf{0}_{1 \times (m-1)}, \theta_m = 0, \mathbf{1}_{1 \times (M-m)}]) \\
& \stackrel{(a)}{=} \frac{2\lambda_0\pi}{\alpha+2} (R_0^{\alpha+2} + \frac{\alpha r_0^{\alpha+2}}{2}) \cdot \left( f(\lambda_0\pi R_0^2) - f(\lambda_0\pi(R_0^2 - MR_s^2 + mR_s^2)) \right) + f(\lambda_0\pi(R_0^2 - MR_s^2 + mR_s^2)) \\
& \quad \lambda_0\pi R_s^2 \sum_{n=m+1}^M d_n^\alpha - (M-m)\Delta p \\
& \stackrel{(b)}{\leq} (M-m) \frac{2\lambda_0\pi}{\alpha+2} (R_0^{\alpha+2} + \frac{\alpha r_0^{\alpha+2}}{2}) \cdot \left( f(\lambda_0\pi R_0^2) - f(\lambda_0\pi(R_0^2 - R_s^2)) \right) + (M-m)f(\lambda_0\pi(R_0^2 - R_s^2)) \\
& \quad \lambda_0\pi R_s^2 d_M^\alpha - (M-m)\Delta p < 0
\end{aligned} \tag{28}$$

where (a) follows since  $f(x)$  in (15) is increasing over  $x \in (0, +\infty)$ , and (b) follows by noticing  $\lambda_0 < \lambda_{th}^{off}$ , the increasing of  $h_3(\lambda_0)$  over  $\lambda_0$ , and (16). Thus, we have  $P^{Het}([\mathbf{0}_{1 \times M}]) - P^{Het}([\mathbf{0}_{1 \times (m-1)}, \theta_m = 0, \mathbf{1}_{1 \times (M-m)}]) < 0$  for any  $\lambda_0 < \lambda_{th}^{off}$  and  $0 \leq m < M$ . For the case with  $\lambda_0 > \lambda_{th}^{off}$ . Since  $h_3(\lambda_0)$  is increasing over  $\lambda_0$ , from (16), we can obtain that if  $\lambda_0 > \lambda_{th}^{off}$ ,  $P^{Het}([\mathbf{0}_{1 \times M}]) > P^{Het}([\mathbf{0}_{1 \times (M-1)}, 1])$ . This shows that it is not the optimal solution to close all the SBSs. As a result, at least one SBS should be active. Proposition 2 thus follows.

## APPENDIX F

## PROOF OF COROLLARY 1

We denote the left-hand side of (16) as  $h_3(N_0, \alpha, b, \varepsilon, W, \lambda_{\text{th}}^{\text{off}})$ , which is a function of  $N_0, \alpha, b, \varepsilon, W, \lambda_{\text{th}}^{\text{off}}$ . We use this function to establish the relationships of  $\lambda_{\text{th}}^{\text{off}}$  with  $N_0, \alpha, b, \varepsilon,$  and  $W$ . It can be shown that  $h_3(N_0, \alpha, b, \varepsilon, W, \lambda_{\text{th}}^{\text{off}})$  increases with  $\lambda_{\text{th}}^{\text{off}}$ . It is easy to verify that if  $h_3(N_0, \alpha, b, \varepsilon, W, \lambda_{\text{th}}^{\text{off}})$  also increases over a parameter among  $N_0, \alpha, b, \varepsilon,$  and  $W$ ,  $\lambda_{\text{th}}^{\text{off}}$  decreases with this parameter; otherwise, the opposite is true. For example, it can be easily shown that  $h_3(N_0, \alpha, b, \varepsilon, W, \lambda_{\text{th}}^{\text{off}})$  increases as  $b, N_0$  increase and  $\varepsilon$  decreases. Thus,  $\lambda_{\text{th}}^{\text{off}}$  decreases with  $b$  and  $N_0$ , and increases with  $\varepsilon$ .

We now study how  $\lambda_{\text{th}}^{\text{off}}$  varies over  $\alpha$  and  $W$ . The partial derivative of  $h_3(N_0, \alpha, b, \varepsilon, W, \lambda_{\text{th}}^{\text{off}})$  with  $\alpha$  can be easily shown to be positive, using the fact that the macro-cell's radius  $R_0$  and the distance from the MBS to its most far-away small-cell  $d_M$  is typically much larger than the reference distance  $r_0$ . Thus,  $h_3(N_0, \alpha, b, \varepsilon, W, \lambda_{\text{th}}^{\text{off}})$  increases with  $\alpha$ , then  $\lambda_{\text{th}}^{\text{off}}$  decreases with it. To calculate the partial derivative with  $W$ , we fix other variables and rewrite  $h_3(N_0, \alpha, b, \varepsilon, W, \lambda_{\text{th}}^{\text{off}})$  as

$$h_3(N_0, \alpha, b, \varepsilon, W, \lambda_{\text{th}}^{\text{off}}) = A_1 \cdot h_4(W) + A_2 \cdot h_5(W), \quad (29)$$

where  $h_4(W) = W \cdot \left( \frac{e^{(2\frac{b}{W}-1)L_1}-1}{L_1} - \frac{e^{(2\frac{b}{W}-1)L_2}-1}{L_2} \right)$  and  $h_5(W) = W \frac{e^{(2\frac{b}{W}-1)L_2}-1}{L_2}$  are functions of  $W$ ,  $A_1 = \frac{u\Gamma N_0 \lambda_{\text{th}}^1}{-\ln(1-\varepsilon)Dr_0^\alpha} \frac{2\pi}{\alpha+2} (R_0^{\alpha+2} + \frac{\alpha r_0^{\alpha+2}}{2})$ ,  $A_2 = \frac{u\Gamma N_0 \lambda_{\text{th}}^1}{-\ln(1-\varepsilon)Dr_0^\alpha} \pi R_s^2 d_M^\alpha$ ,  $L_1 = \lambda_{\text{th}}^1 \pi R_0^2$ , and  $L_2 = \lambda_{\text{th}}^1 \pi (R_0^2 - R_s^2)$  are constants.

In the following, we prove that the first-order derivatives of  $h_4(W)$  and  $h_5(W)$  are both negative when  $W > 0$ .

The first-order derivative of  $h_5(W)$  is  $h_5'(W) = \frac{e^{L_2(2^x-1)}(1-2^x x L_2 \ln 2) - 1}{L_2}$  where  $x = \frac{b}{W} > 0$ . We further calculate the second-order derivative of  $h_5(W)$  as  $h_5''(x) = \frac{e^{L_2(2^x-1)} 2^x x L_2 (\ln 2)^2 (-L_2 2^x - 1)}{L_2}$ . It can be seen that  $h_5''(x) < 0$  when  $x > 0$ . Thus,  $h_5'(x) < h_5'(0) = 0$  when  $x > 0$ , i.e.,  $h_5'(W) < 0$  when  $W > 0$ . Similarly, we can prove that:  $h_4'(W) < 0$  when  $W > 0$ . Combining these results with (29), we can obtain that the partial derivative of  $W$  is negative. Thus,  $h_3(N_0, \alpha, b, \varepsilon, W, \lambda_{\text{th}}^{\text{off}})$  decreases with  $W$ , then  $\lambda_{\text{th}}^{\text{off}}$  increases with it. To conclude, all the properties in Corollary 1 are proved.

## APPENDIX G

## PROOF OF PROPOSITION 4

By using a similar method as that in Appendix E, it is easy to verify the existence and uniqueness of  $\lambda_{\text{th}}^{\text{off}}(m)$  and  $\lambda_{\text{th}}^{\text{on}}(m)$  via bisection searching. We now prove the case with low user density: If  $\lambda_m < \lambda_{\text{th}}^{\text{off}}(m)$ , regardless of the operation modes of other SBSs, we should always turn off the SBS  $m$ . Let the set  $\mathcal{M}_0$  represent all the sleeping SBSs when SBS  $m$  is turned on. Then if SBS  $m$  is turned off, the HetNet power consumption is changed

by

$$\begin{aligned}
\Delta P^{Het} &\stackrel{(a)}{=} \left( \frac{2\pi\lambda_0}{\alpha+2} (R_0^{\alpha+2} + \frac{\alpha r_0^{\alpha+2}}{2}) - \lambda_0 \sum_{n=1}^M \pi R_s^2 d_n^\alpha + \sum_{n \in M_0} \lambda_n \pi R_s^2 d_n^\alpha + \lambda_m \pi R_s^2 d_m^\alpha \right) \left( f \left( \underline{L} + \sum_{n \in M_0} \lambda_n \pi R_s^2 + \lambda_m \pi R_s^2 \right) \right. \\
&\quad \left. - f \left( \underline{L} + \sum_{n \in M_0} \lambda_n \pi R_s^2 \right) \right) + f \left( \underline{L} + \sum_{n \in M_0} \lambda_n \pi R_s^2 \right) \lambda_m \pi R_s^2 d_m^\alpha - \Delta p \\
&\stackrel{(b)}{\leq} \left( \frac{2\pi\lambda_0}{\alpha+2} (R_0^{\alpha+2} + \frac{\alpha r_0^{\alpha+2}}{2}) - \lambda_0 \sum_{n=1}^M \pi R_s^2 d_n^\alpha + \sum_{n=1, n \neq m}^M \lambda_n \pi R_s^2 d_n^\alpha + \lambda_m \pi R_s^2 d_m^\alpha \right) \left( f \left( \underline{L} + \sum_{n=1, n \neq m}^M \lambda_n \pi R_s^2 + \lambda_m \pi R_s^2 \right) \right. \\
&\quad \left. - f \left( \underline{L} + \sum_{n=1, n \neq m}^M \lambda_n \pi R_s^2 \right) \right) + f \left( \underline{L} + \sum_{n=1, n \neq m}^M \lambda_n \pi R_s^2 \right) \lambda_m \pi R_s^2 d_m^\alpha - \Delta p < 0
\end{aligned} \tag{30}$$

where (a) follows due to the fact that  $f(x)$  in (15) increases over  $x \in (0, +\infty)$ , and (b) follows due to (22) and the increasing of  $\lambda_{\text{th}}^{\text{eff}}(m)$  over  $[0, +\infty)$ . It is then easy to verify that the HetNet's power consumption can be reduced by turning off the SBS  $m$ . Thus, we should deactivate SBS  $m$ . Thus, the case with low user density follows. By using the similar proof method for the low user density regime, one can easily prove the case with the high user density, and thus is omitted here for brevity. Proposition 4 thus follows.

#### REFERENCES

- [1] Z. Hasan, H. Boostanimehr, and V. K. Bhargava, "Green cellular networks: a survey, some research issues and challenges," *IEEE Commun. Surveys & Tutorials*, vol. 13, pp. 524-540, 2011.
- [2] J. Wu, S. Zhou, and Z. Niu, "Traffic-aware base station sleeping control and power matching for energy-delay tradeoffs in green cellular networks," *IEEE Trans. Wireless Commun.*, vol. 12, no. 8, pp. 4196-4209, Aug. 2013.
- [3] Y. S. Soh, T. Q. S. Quek, M. Kountouris, and H. Shin, "Energy efficient heterogeneous cellular networks," *IEEE J. Sel. Areas Commun.*, vol. 31, no. 5, pp. 840-850, May 2013.
- [4] M. A. Imran, E. Katranaras, G. Auer, and O. Blume, "Energy efficiency analysis of the reference systems, areas of improvements and target breakdown," vol. 2. Tech. Rep. ICT-EARTH deliverable, 2011.
- [5] S. Luo, R. Zhang, and T. J. Lim, "Optimal power and range adaptation for green broadcasting," *IEEE Trans. Wireless Commun.*, vol. 12, no. 9, pp. 4592-4603, Sep. 2013.
- [6] W. Vereecken, M. Deruyck, D. Colle, W. Joseph, M. Pickavet, L. Martens, and P. Demeester, "Evaluation of the potential for energy saving in macrocell and femtocell networks using a heuristic introducing sleep modes in base stations," *EURASIP J. Wireless Commun. Netw.*, vol. 2012, no. 170, pp. 1-14, May 2012.
- [7] X. Xu, G. He, S. Zhang, Y. Chen, and S. Xu, "On functionality separation for green mobile networks: concept study over LTE," *IEEE Commun. Mag.*, vol. 51, no. 5, pp. 82-90, May 2013.
- [8] HuaWei Technologies Co., Ltd, "Introduction of the macro-cell base station for TD-SCDMA," 2012.
- [9] I. Ashraf, F. Boccardi, and L. Ho, "SLEEP mode techniques for small cell deployments," *IEEE Commun. Mag.*, vol. 49, no. 8, pp. 72-79, Aug. 2011.
- [10] Z. Niu, Y. Wu, J. Gong, and Z. Yang, "Cell zooming for cost-efficient green cellular networks," *IEEE Commun. Mag.*, vol. 48, no. 11, pp. 74-79, Nov. 2010.
- [11] X. Weng, D. Cao, and Z. Niu, "Energy-efficient cellular network planning under insufficient cell zooming," in *Proc. IEEE Veh. Tech. Conf (VTC Spring)*, May 2011.
- [12] M. A. Marsan, L. Chiaraviglio, D. Ciullo, and M. Meo, "Optimal energy savings in cellular access networks," in *Proc. IEEE Int. Conf. Commun. Workshops*, Jun. 2009.
- [13] Y. L. Che, L. Duan, and R. Zhang, "Dynamic base station operation in large-scale green cellular networks." Available [online] at <http://arxiv.org/pdf/1512.07469v1.pdf>.
- [14] E. Oh, K. Son, and B. Krishnamachari, "Dynamic base station switching-on/off strategies for green cellular networks," *IEEE Trans. Wireless Commun.*, vol. 12, no. 5, pp. 2126-2136, May 2013.

- [15] F. Han, Z. Safar, and K. J. R. Liu, "Energy-efficient base-station cooperative operation with guaranteed QoS," *IEEE Trans. on Commun.*, vol. 61, no. 8, pp. 3505-3517, Aug. 2013.
- [16] A. Bousia, A. Antonopoulos, L. Alonso and C. Verikoukis, "Green distance-aware base station sleeping algorithm in LTE-Advanced," in *Proc. IEEE Int. Conf. Commun. (ICC)*, Jun. 2012.
- [17] M. Hossain, K. Munasinghe, and A. Jamalipour, "Distributed inter-BS cooperation aided energy efficient load balancing for cellular networks," *IEEE Trans. Wireless Commun.*, vol. 12, no. 11, pp.5929-5939, Nov. 2013.
- [18] J. Xu, L. Duan, and R. Zhang, "Energy group-buying with loading sharing for green cellular networks," *IEEE J. Sel. Areas Commun.*, to appear. Available [online] at <http://arxiv.org/pdf/1508.06093v1.pdf>.
- [19] Q. Ye, B. Rong, Y. Chen, M. Al-Shalash, C. Caramanis, and J. G. Andrews, "User association for load balancing in heterogeneous cellular networks," *IEEE Trans. Wireless Commun.*, vol. 12, no. 6, pp. 2706-2716, Jun. 2013.
- [20] J. Wu, S. Jin, L. Jiang, G. Wang, "Dynamic switching off algorithms for pico base stations in heterogeneous cellular networks," *EURASIP J. Wireless Commun. Netw.*, vol. 2015, no. 117, pp. 1-18, Apr. 2015.
- [21] L. Saker, S. E. Elayoubi, R. Combes and T. Chahed, "Optimal control of wake up mechanisms of femtocells in HetNets," *IEEE J. Sel. Areas Commun.*, vol. 30, no. 3, pp. 664-672, Apr. 2012.
- [22] D. Sinha, V. Kavitha and A. Karandikar, "Load dependent optimal ON-OFF policies in cellular HetNets," in *Proc. IEEE Int. Symp. Modeling & Optimization in Mobile, Ad Hoc, and Wireless Networks (WiOpt)*, May 2014.
- [23] S. R. Cho and W. Choi, "Energy-Efficient Repulsive Cell Activation for Heterogeneous Cellular Networks," *IEEE J. Sel. Areas Commun.*, vol.31, no.5, pp.870-882, May 2013.
- [24] N. Shetty, S. Parekh, and J. Walrand, "Economics of femtocells," in *Proc. IEEE Global Commun. Conf. (Globecom)*, Dec. 2009.
- [25] L. Duan, J. Huang, and B. Shou, "Economics of femtocell service provision," *IEEE Trans. Mobile Comput.*, vol. 12, no. 11, pp. 2261-2273, Nov. 2013.
- [26] J. S. Wu, J. K. Chung, and M. T. Sze, "Analysis of uplink and downlink capacities for two-tier cellular system," *IEEE Proc. Comm.*, 1997.
- [27] C. Kosta, B. Hunt, A. Qaddus, and R. Tafazolli, "On interference avoidance through inter-cell interference coordination (ICIC) based on OFDMA mobile systems," *IEEE Commun. Surveys & Tutorials*, vol. 15, no. 3, pp. 973-995, Mar. 2013.
- [28] D. Cao, S. Zhou, and Z. Niu, "Improving the energy efficiency of two-tier heterogeneous cellular networks through partial spectrum reuse," *IEEE Trans. Wireless Commun.*, vol. 12, no. 8, pp. 4129-4141, Aug. 2013.
- [29] Y. L. Che, L. Duan, and R. Zhang, "Spatial throughput maximization of wireless powered communication networks," *IEEE J. Sel. Areas Commun.*, vol. 33, no. 8, pp. 1534-1548, Aug. 2015.
- [30] F. Baccelli and B. Blaszczyszyn, *Stochastic Geometry and Wireless Networks, Volume I: Theory*. NOW: Foundations and Trends in Networking, 2009.
- [31] B. Debaillie, A. Giry, M. J. Gonzalez, L. Dussopt, M. Li, D. Ferling, and V. Giannini, "Opportunities for energy savings in pico/femto-cell base-stations," in *Proc. Future Network & Mobile Summit (FutureNetw)*, Jun. 2011.
- [32] S. Singh, H.S. Dhillon, and J. G. Andrews, "Offloading in HetNets: modeling, analysis, and design insights," *IEEE Trans. Wireless Commun.*, vol. 12, no. 5, pp. 2484-2497, May 2013.
- [33] L. A. Wolsey and G. L. Nemhauser, *Integer and combinatorial optimization*. Wiley-Interscience, 1999.
- [34] Y. Guo, J. Xu, L. Duan, and R. Zhang, "Joint energy and spectrum cooperation for cellular communication systems," *IEEE Trans. Commun.*, vol. 62, no. 10, pp. 3678-3691, Oct. 2014.