

Valence Imbalance of Manganese Ions between Surface and Bulk Enhanced by Fermi-Surface Structure in Layered Manganites

Ryosuke Yamamura and Takashi Hotta

Department of Physics, Tokyo Metropolitan University, Hachioji, Tokyo 192-0397, Japan

E-mail: yamamura-ryosuke@ed.tmu.ac.jp

Abstract. To investigate valence imbalance phenomena between the surface and bulk in layered manganites, we analyze an e_g -orbital degenerate double-exchange model with surfaces for two types of t_{2g} spin structures. We reconfirm that the surface-induced Friedel oscillations occur in the charge structure and that the number of Mn^{4+} ions on the surface is larger than that in the bulk. This tendency is found to be more significant, when the e_g -electron system has Fermi-surface structures with better nesting properties. The behavior of the Friedel oscillations depends on the nesting properties of the Fermi-surface curves along the direction of the oscillations, and not on the dimension of the system itself. We believe that these results will be useful for the development of high-efficiency cathodes in Li-ion batteries and catalysts.

1. Introduction

The development of rechargeable batteries has been an important milestone in the quest for clean sources of energy. Among batteries, Li-ion batteries with LiCoO_2 as the cathode material have significant high energy density and found remarkable success in application to portable electronic devices [1, 2]. However, since LiCoO_2 suffers from high cost, toxicity, and safety issues, the material is not appropriate for use in electric vehicles. In recent decades, substitutional materials for LiCoO_2 have been investigated, and some manganites are preferred for Li-ion batteries since they have low cost, no toxicity, and better safety characteristics. In fact, LiMn_2O_4 with a spinel structure has been successfully employed as the cathode in electric vehicles [3]. LiMnO_2 and related materials including other transition metal elements with a layered structure are promising cathode materials [4, 5]. Manganites such as CaMn_4O_5 and MnO_2 are also expected to act as catalysts in photosystems and artificial photosynthesis [6, 7, 8].

For application to cathodes and catalysts, *surface* electron states play important roles because manganites work as cathodes and catalysts in chemical reactions involving a change of the valence of surface manganese ions mainly from Mn^{4+} to Mn^{3+} . Furthermore, in the case of cathodes, if Mn^{3+} ions are present on the surface, manganese dissolution from the lattice into the electrolyte occurs owing to the disproportion of Mn^{3+} ions into Mn^{2+} and Mn^{4+} ions [9]. This reaction is one of the most important factors causing the capacity fading of cathodes in Li-ion batteries. Thus, for the material to achieve high efficiency as a cathode or catalyst, it is desirable to retain the Mn^{3+} ions in the bulk while the Mn^{4+} ions reside on the surface. Previous studies approached this problem using first-principles calculations of the charge structure on the surface

of manganites. For λ - MnO_2 , which is obtained by removing Li ions from LiMn_2O_4 , a portion of Mn^{4+} ions transition to Mn^{3+} ions because of surface reconstruction [10]. First-principles calculations have enabled us to consider surface reconstruction or so, but such calculations are limited to small clusters. Therefore, studies of the microscopic mechanisms causing the valence imbalance of manganese ions between the surface and bulk are meaningful when trying to understand increasingly large clusters.

To further the above research, we have investigated the effect of the surface on the electronic state in layered manganites using a $1000 \times 1000 \times 100$ lattice on the basis of an orbital-degenerate double-exchange model with surfaces [11]. In Ref. [11], in order to clarify the difference in the electron numbers between the surface and bulk, we have concentrated on e_g electron states for some fixed t_{2g} spin patterns. As typical examples, we have chosen two types of t_{2g} spin structures: the C-type antiferromagnetic (AF) and sheet-like AF phases. These phases were chosen because they have been found in the bulk for some values of J , when we include the effect of Jahn-Teller distortions in the $2 \times 2 \times 2$ and $4 \times 4 \times 4$ lattices [12, 13]. In those cases, we have confirmed that the number of Mn^{4+} ions on the surface is always larger than that in the bulk, which is understood by surface-induced Friedel oscillations. Note that the behavior of Friedel oscillations is different between two t_{2g} spin structures. Thus, it is necessary to carefully investigate the behavior of these oscillations for future applications to cathodes and catalysts.

In this paper, we investigate the behavior of surface-induced Friedel oscillations in layered manganites using an orbital-degenerate double-exchange model with surface effects for other types of t_{2g} spin structures. It is found that the number of Mn^{4+} ions on the surface is always larger than that in the bulk owing to surface-induced Friedel oscillations. Furthermore, irrespective of the type of t_{2g} spin structures, we find that the Friedel oscillations are enhanced when the Fermi-surface curves with better nesting properties exist. Namely, the dimension of the area of ferromagnetic (FM) t_{2g} spin structure is not essential to the enhancement of Friedel oscillations. We believe that these results will contribute to the development of highly-efficient cathodes and catalysts. For the calculations in this paper, we use $k_B = \hbar = 1$.

2. Model and Method

Herein we introduce the orbital-degenerate double-exchange model [14]. This model has been widely used to successfully investigate the physical properties in layered manganites, such as colossal magneto-resistance phenomena [15] and various types of charge and/or orbital orders in the bulk [12, 13, 16, 17]. To simplify the model, we consider a widely-used approximation that invokes infinite Hund coupling between e_g and t_{2g} electron spins. In this limit, the e_g electron spin perfectly aligns along the t_{2g} spin direction, reducing the spin degrees of freedom of e_g electrons. Namely, the e_g electrons move only in the FM region of t_{2g} spins, while in the AF region, e_g electrons are localized. The model Hamiltonian for this system is given by

$$H = - \sum_{\mathbf{i}\mathbf{a}\gamma\gamma'} D_{\mathbf{i},\mathbf{i}+\mathbf{a}} t_{\gamma\gamma'}^{\mathbf{a}} d_{\mathbf{i}\gamma}^{\dagger} d_{\mathbf{i}+\mathbf{a}\gamma'} + J \sum_{\langle \mathbf{i}, \mathbf{j} \rangle} S_{z\mathbf{i}} S_{z\mathbf{j}}, \quad (1)$$

where $d_{\mathbf{i}\mathbf{a}}$ ($d_{\mathbf{i}\mathbf{b}}$) is the annihilation operator for a spinless e_g electron in the $d_{x^2-y^2}$ ($d_{3z^2-r^2}$) orbitals at site \mathbf{i} , \mathbf{a} is the vector connecting nearest-neighbor sites, $D_{\mathbf{i},\mathbf{i}+\mathbf{a}} = (1 + S_{z\mathbf{i}} S_{z\mathbf{i}+\mathbf{a}})/2$, $S_{z\mathbf{i}}$ is an Ising-like t_{2g} spin at site \mathbf{i} with $S_{z\mathbf{i}} = \pm 1$, and $t_{\gamma\gamma'}^{\mathbf{a}}$ denotes the nearest-neighbor hopping amplitude between γ and γ' orbitals along the \mathbf{a} direction with $t_{aa}^x = -\sqrt{3}t_{ab}^x = -\sqrt{3}t_{ba}^x = 3t_{bb}^x = 3t_{bb}^z/4$, $t_{aa}^y = \sqrt{3}t_{ab}^y = \sqrt{3}t_{ba}^y = 3t_{bb}^y = 3t_{bb}^z/4$, and $t_{aa}^z = t_{ab}^z = t_{ba}^z = 0$ [20]. We set the energy, $t_{bb}^z = 1$. We note that the hopping amplitudes between different orbitals of a spinless e_g -electron system change sign between along the x- and y- directions, $t_{ab}^x = t_{ba}^x = -t_{ab}^y = -t_{ba}^y$. The second term in Eq. (1), J , is the AF coupling between the nearest-neighbor t_{2g} spins and $\langle \mathbf{i}, \mathbf{j} \rangle$ denotes the nearest-neighbor site pair. In this paper, we do not include explicitly the Coulomb

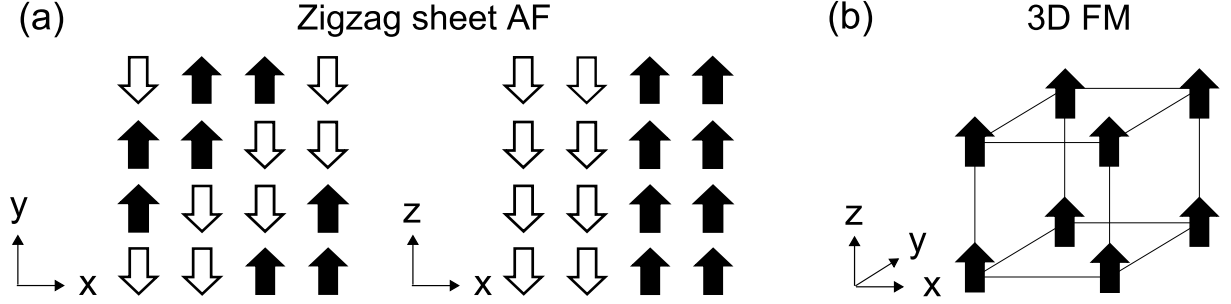


Figure 1. Schematic views of spin structures cited in this paper. Solid and open arrows indicate up and down t_{2g} spins, respectively. (a) The spin structure of the zigzag sheet AF state. (b) The spin structure in the FM state.

interaction terms, but the effect is partially considered by working with a large Hund coupling. Namely, we consider a manganite with large bandwidth. We define x as the hole doping and n as the electron number of e_g electrons per site with a relation of $x = 1 - n$. Thus, x indicates the average number of Mn^{4+} ions per site.

We diagonalize the Hamiltonian in a $1000 \times 1000 \times 100$ lattice: one layer is composed of a 1000×1000 square lattice with periodic boundary conditions along the x- and y-axes. To introduce surfaces to the model, we consider a stack of 100 layers with open boundary condition (OBC) along the z-axis. In this paper, we introduce the OBC in the sense of $\psi(0) = \psi(101) = 0$, where $\psi(z)$ denotes the wavefunction of a spinless e_g electron along the z-axis and z is a layer number. Namely, the first layer along the z-axis is the surface, whereas the 50-th layer denotes the bulk.

In this paper, we remark the e_g -electron properties on the background of the fixed t_{2g} spin structure. In our previous study, we investigated two t_{2g} spin structures: a C-type AF (C-AF) state and an A-type AF (A-AF) state [11]. In the C-AF state, e_g electrons can move only along the z-axis owing to infinite Hund coupling. Thus, the system is regarded as a one-dimensional (1D) chain with the OBC along the z-axis. In the A-AF state, e_g electrons can move in the x-z plane, leading to a two-dimensional (2D) sheet with edges. On the other hand, in this paper, we assume two other possible t_{2g} spin structures, zigzag sheet AF and FM states, as shown in Figs. 1(a) and 1(b), respectively. At least in a $\sqrt{8} \times \sqrt{8} \times 3$ lattice with surfaces, it is easy to show that these magnetic states actually appear as the ground states for appropriate values of J , but detailed discussion on the stability of ground-state magnetic structures in the large cluster is postponed in future. In the zigzag sheet AF state, the FM regions of t_{2g} spins form zigzag structures in the x- and y- directions, whereas t_{2g} spins are ferromagnetic in the z-direction. Thus, the system is regarded as a 2D sheet with edges, where hopping amplitudes change periodically. In the three-dimensional (3D) FM state, e_g electrons can move in all three dimensions.

By using these lattices, we evaluate $N(z)$, the number of Mn^{4+} ions per site in layer z , and investigate the behavior of the surface-induced Friedel oscillations. For several t_{2g} spin structures with different FM region dimensions, we examine the factor that determines the behavior of the oscillations. Note that $N(1)$ and $N(50)$ denote the number of Mn^{4+} ions per site on the surface and in the bulk, respectively.

3. Calculation Results

3.1. Brief review of previous results

Before proceeding to the results of our calculations, we need to briefly review our previous results [11]. We observe that $N(z)$ clearly exhibits a damped oscillation from the surface ($z = 1$) to the bulk ($z = 50$), which is understood to be the surface-induced Friedel oscillation, and results in an increase in the number of Mn^{4+} ions on the surface. In the 1D system such as the C-AF state, the formula for Friedel oscillation is expressed as [21, 22, 23, 24, 25]

$$N(z) - x \propto \cos(2k_F z) z^{-(1+K_\rho)/2}, \quad (2)$$

where k_F is the Fermi momentum and K_ρ is the correlation exponent [26]. Since we do not include Coulomb interactions among e_g electrons, $K_\rho = 1$, which leads to z^{-1} .

On the other hand, in the 2D system such as the A-AF state, the formula for Friedel oscillations is modified to

$$N(z) - x \propto \cos(2k_{Fz} z) z^{-C(x,\gamma)}, \quad (3)$$

where k_{Fz} is the z -component of the Fermi momentum with good nesting properties along the z -axis. $C(x, \gamma)$ is the damping power for the oscillations. We have confirmed that in the 2D system C depends on hole doping, x , and a relevant orbital, γ , which leads to $C(x, \gamma) \geq 1$. In other words, the envelope of the 2D Friedel oscillations decays faster than z^{-1} . At this stage, the definite expression of $C(x, \gamma)$ is not obtained. However, in general, $N(1)$ seems to be increasingly suppressed in higher dimensional systems since the influence of the surface on the system becomes relatively weaker as the dimension of the FM region increases.

3.2. Zigzag sheet AF state

First, let us consider the charge structure in the zigzag sheet AF state. In Fig. 2(a), we show $N(z)$ vs. z for $x = 0.65$. Since the zigzag sheet AF indicates a 2D-like system even though the FM region is not a plane (see Fig. 1(a)), one could naively consider $N(z)$ to be expressed by Eq. (3). However, as observed in Fig. 2(a), the envelope of the oscillations is well expressed by z^{-1} . Namely, the Friedel oscillation pattern is rather 1D-like in spite of the 2D-like FM region.

To investigate one of the factors that determines the value of $C(x, \gamma)$, let us examine the oscillations from a viewpoint of the Fermi-surface structure. In Fig. 2(b), we show two Fermi-surface curves at $x = 0.65$. Note that we depict the Fermi-surface curves considering OBC along the z -axis. When we consider the 100 layers stacked along the z -axis with OBC, k_z is given by $k_z(\ell) = \ell\pi/101$ where ℓ ($= 1, 2, \dots, 100$) is an integer, leading to $\delta k_z = \pi/101$. In the zigzag sheet AF state, we find that the spinless e_g -electron system possesses a quasi-1D Fermi-surface structure along the z -axis for a certain hole doping, x . Even in the 2D system, when the Fermi-surface curves have a quasi-1D structure along the z -axis, the envelope of the oscillations is expressed by z^{-1} as if in the 1D system. The period of the oscillations in Fig. 2(a) is given by $2 \times \pi/3$, consistent with the k_{Fz} shown in Fig. 2(b) and used in Eq. (3). Fig. 2(c) shows the Fermi-surface curves at $x = 0.7$. For $x = 0.7$, the Fermi-surface curves also retain the quasi 1D structure along the z -axis and we can confirm the value of $C(x, \gamma)$ is almost unity. The nesting properties are lost for $x < 0.65$ and $x > 0.7$, so the envelope of the oscillations decays faster than z^{-1} .

To understand the increase in $N(1)$ compared with x , we evaluate the efficiency R , given by $R = N(1)/x$ [11]. This quantity denotes to what degree the Mn^{4+} ions appear on the surface at a given hole doping x . When $N(1)$ is enhanced, we expect that the efficiency as cathodes and catalysts is increased. Thus, R has been called the ‘‘efficiency’’. Note that R is associated with the magnitude of amplitude of the Friedel oscillations. Fig. 2(d) shows the plot of R as a function of x for the zigzag sheet AF state. We find the magnitude of R exhibits a peak between $x = 0.65$ and 0.7 , for which one Fermi-surface curve has perfect nesting properties, leading to

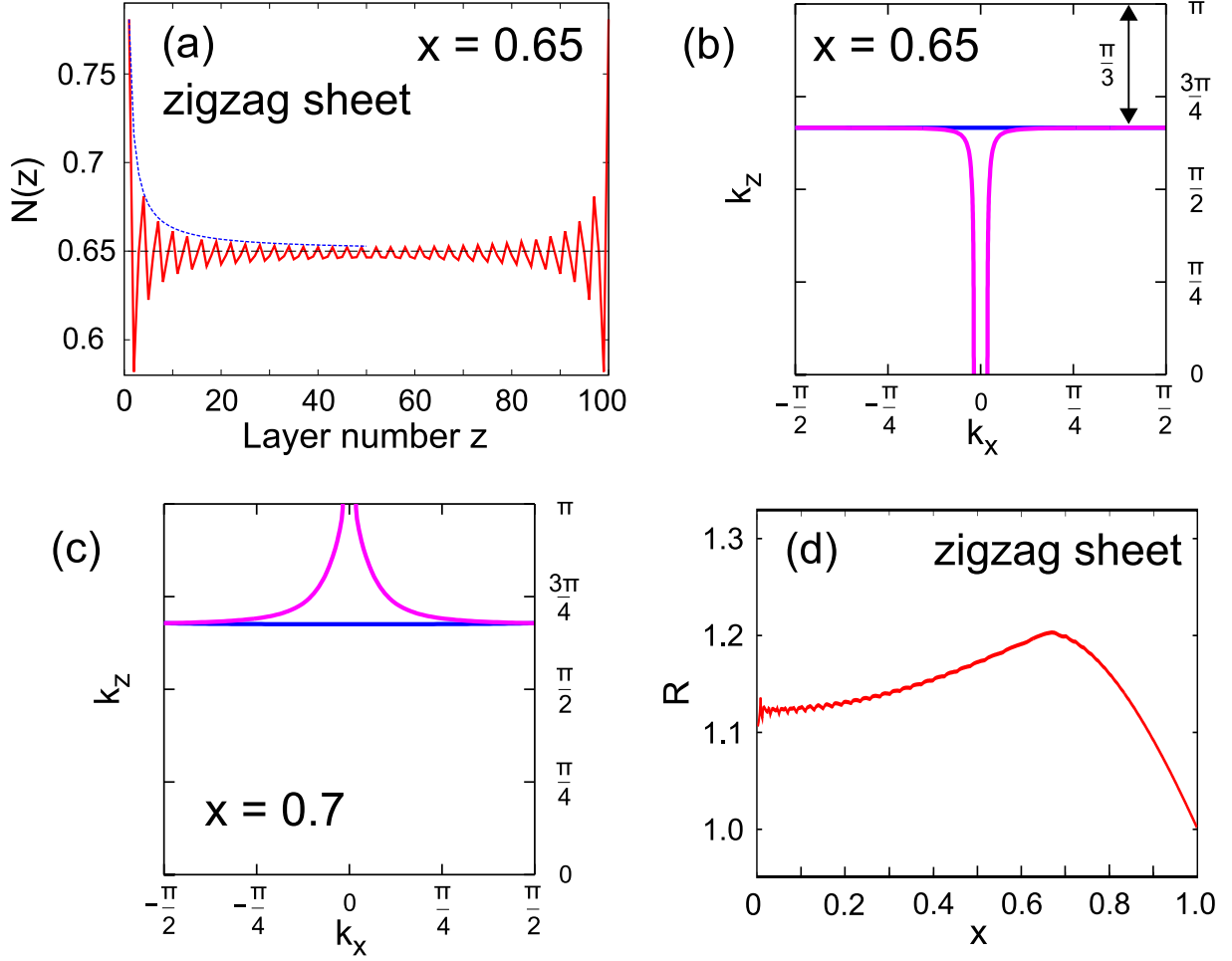


Figure 2. (a) $N(z)$ vs. z plot for $x = 0.65$ in the zigzag sheet AF state. the blue dotted curve denotes the envelope expressed by z^{-1} , and the broken horizontal line denotes the value of x . (b) Two Fermi-surface curves of the e_g -electron system for $x = 0.65$. The magnitudes of the Fermi momentum along the z -axis are both $\pi/3$, which is consistent with the period of the oscillation in (a). (c) Two Fermi-surface curves for $x = 0.7$. (d) Efficiency R vs. x . R is defined as $R = N(1)/x$.

a Van Hove singularity. Note that the small oscillations in R around $x = 0.0$ are effects due to the size of the lattice. If we increase the size of the lattice, these oscillations disappear.

Thus, we can conclude that when the spinless e_g -electron system possesses a Fermi-surface structure with decent nesting properties along the z -axis, the value of $C(x, \gamma)$ becomes unity and the amplitude of the Friedel oscillations tends to be larger. Namely, the behavior of the Friedel oscillations is *not* determined by the dimension of t_{2g} spin structure itself, but the Fermi-surface structure of e_g -electron system is essentially important.

3.3. 3D FM state

Fig. 3(a) shows the plot of $N(z)$ vs. z for $x = 0.3$; surface-induced Friedel oscillations can be observed in the figure. Note that $N(50)$ is slightly smaller than x . In contrast to the case of the zigzag sheet AF state, the envelope of the oscillations decays faster than z^{-1} , since the nesting properties are weak in the 3D e_g -electron system. As observed in Fig. 3(b), R decreases

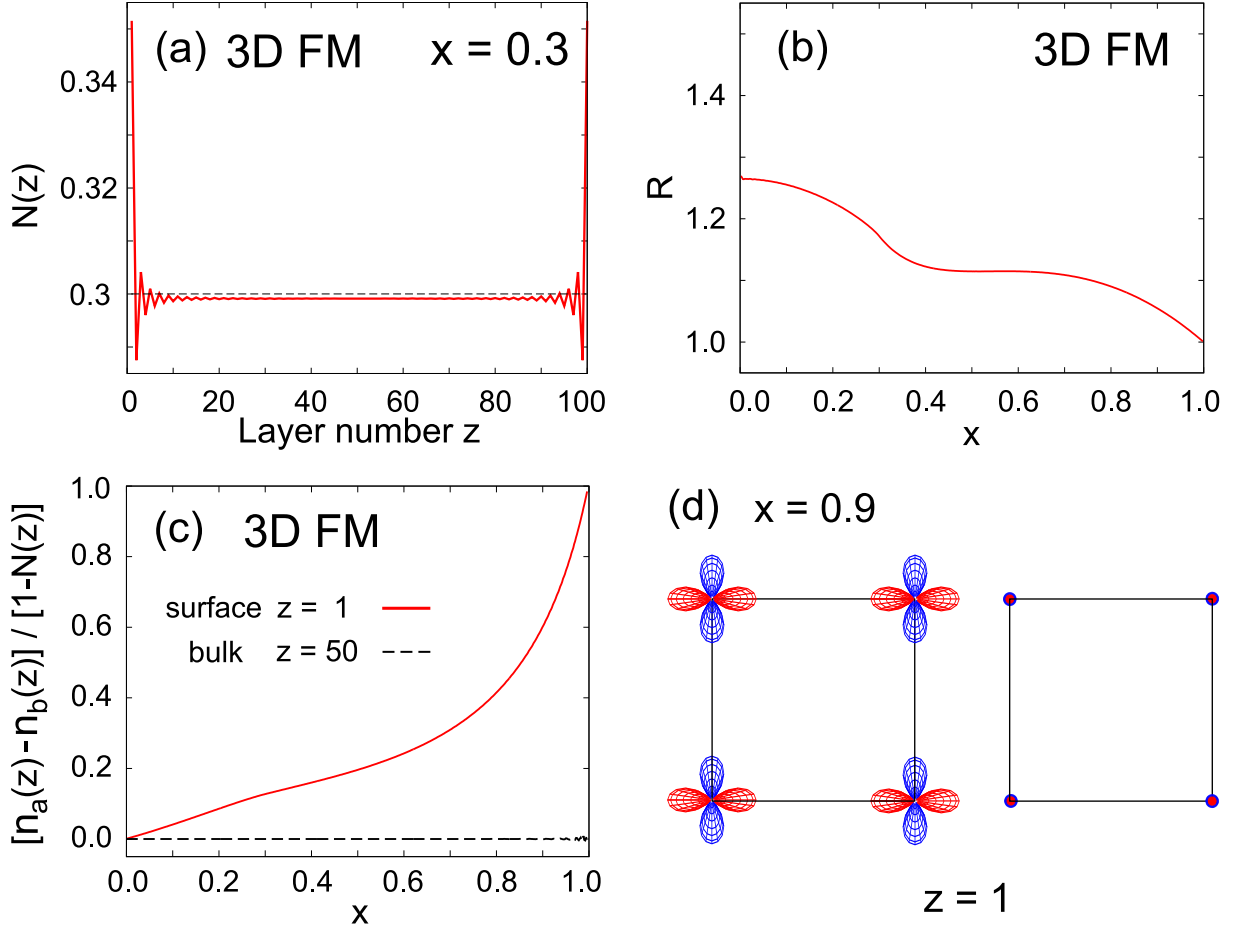


Figure 3. (a) $N(z)$ vs. z plot for $x = 0.3$ in the 3D FM state. the broken horizontal line denotes the value of x . (b) Efficiency R vs. x . (c) $[n_a(z) - n_b(z)] / [1 - N(z)]$ vs. x for $z = 1$ and 50. (d) Orbital arrangement on the surface x-y plane for $x = 0.9$. The orbital size is chosen to be proportional to the orbital density.

monotonically in the FM state, which can be explained by the fact that the nesting properties in the 3D e_g -electron system are enhanced to some extent for smaller x .

A characteristic point for the FM phase is the appearance of an orbital arrangement on the surface, in sharp contrast to other t_{2g} spin structures. In Fig. 3(c), we plot $[n_a(z) - n_b(z)] / [1 - N(z)]$ vs. x for $z = 1$ and 50, where $n_a(z)$ and $n_b(z)$ denote the average electron number in the $d_{x^2-y^2}$ and $d_{3z^2-r^2}$ orbitals, respectively. In the bulk, $d_{x^2-y^2}$ and $d_{3z^2-r^2}$ orbitals are occupied with equal weights because cubic symmetry is recovered in the 3D environment. On the surface, $d_{x^2-y^2}$ orbitals are selectively occupied, since e_g electrons on the surface layer can gain kinetic energy by the 2D motion in the x-y plane than the 1D motion along the z-direction. In fact, as shown in Fig. 3(d), there is a large density of $d_{x^2-y^2}$ orbitals with a ferromagnetic-arrangement on the surface, while $n_b(1)$ is relatively small. Namely, electrons on the surface continue to occupy $d_{x^2-y^2}$ and escape only from $d_{3z^2-r^2}$ orbitals, leading to the overall increase of $N(1)$.

4. Conclusion

In this paper, we have evaluated $N(z)$, the number of Mn^{4+} ions per site in layer z , by analyzing the orbital-degenerate double-exchange model with surfaces for zigzag sheet AF and 3D FM

states. We have found that the surface-induced Friedel oscillations in $N(z)$ are enhanced, when the spinless e_g -electron systems possess Fermi-surface structures with improved nesting properties along the z -axis, leading to an increase of Mn^{4+} ions on the surface. For cathodes and catalysts, retaining Mn^{4+} ions on the surface and Mn^{3+} in the bulk is desirable. Subsequently, we can conclude that the t_{2g} spin structures possessing Fermi-surface structures with good nesting properties are possibly suitable for high-efficiency cathodes in Li-ion batteries and catalysts. We believe that the present results provide a fundamental understanding for further application of manganites to such systems.

Acknowledgment

We thank K. Hattori, K. Kubo, and K. Ueda for discussions and comments. The computation in this work was partly carried out using the facilities of the Supercomputer Center of Institute for Solid State Physics, University of Tokyo.

References

- [1] Nagaura T and Tazawa K 1990 *Prog. Batteries Solar Cells* **9** 20
- [2] Ozawa K 1994 *Solid State Ionics* **69** 212
- [3] Yang H, Amiruddin S, Sun H J, and Prakash J 2006 *J. Indust. Eng. Chem* **12** 12
- [4] Armstrong A R and Bruce P G 1996 *Nature* **381** 499
- [5] Kang K, Meng Y S, Breger J, Grey C P, and Ceder G 2006 *Science* **311** 977
- [6] Umena Y, Kawakami K, Shen J R, and Kamiya N 2011 *Nature* **473** 55
- [7] Robinson D M, Go Y B, Greenblatt M, and Dismukes G C 2010 *J. Am. Chem. Soc* **132** 11467
- [8] Takashima T, Hashimoto K, and Nakamura R 2012 *J. Am. Chem. Soc* **134** 18153
- [9] Choi W and Manthiram A 2006 *J. Electrochem. Soc* **153** A1760
- [10] Ouyang C Y, Sljivancanin Z, and Baldereschi A 2010 *J. Chem. Phys* **133** 204701
- [11] Yamamura R and Hotta T *arXiv:1510.05348* (to appear in Phys. Procedia)
- [12] Hotta T, Yunoki S, Mayr M, and Dagotto E 1999 *Phys. Rev. B* **60** R15009
- [13] Hotta T 2003 *Phys. Rev. B* **67** 104428
- [14] Zener C 1951 *Phys. Rev.* **82** 403
- [15] 2000 *Colossal Magnetoresistance Oxides* ed Y Tokura (New York: Gordon & Breach)
- [16] Dagotto E, Hotta T, and Moreo A 2001 *Phys. Rep.* **344** 1
- [17] Dagotto E 2002 *Nanoscale Phase Separation and Colossal Magnetoresistance* (Berlin: Springer)
- [18] Hotta T and Dagotto E 2004 *Colossal Magnetoresistive Manganites* ed T K Chatterji (Amsterdam: Kluwer) p 207
- [19] Hotta T 2006 *Rep. Prog. Phys.* **69** 2061
- [20] Slater J C and Koster G F 1954 *Phys. Rev.* **94** 1498
- [21] Friedel J 1954 *Adv. Phys.* **3** 446
- [22] Shibata N, Ueda K, Nishino T, and Ishii C 1996 *Phys. Rev. B* **54** 13495
- [23] Fabrizio M and Gogolin A O 1995 *Phys. Rev. B* **51** 17827
- [24] Egger R and Grabert H 1995 *Phys. Rev. Lett.* **75** 3505
- [25] Egger R and Schoeller H 1996 *Czech. J. Phys.* **46** Suppl 54 1909
- [26] Schulz H J *Phys. Rev. Lett.* **64** 2831