

Generation of macroscopic Schrödinger-cat states in qubit-oscillator systems

Jie-Qiao Liao,^{1,*} Jin-Feng Huang,² and Lin Tian^{1,†}

¹*School of Natural Sciences, University of California, Merced, California 95343, USA*

²*Key Laboratory of Low-Dimensional Quantum Structures and Quantum Control of Ministry of Education, Department of Physics and Synergetic Innovation Center for Quantum Effects and Applications, Hunan Normal University, Changsha 410081, China*

We propose a scheme to generate macroscopic Schrödinger-cat states in a quantum harmonic oscillator (electromagnetic field or mechanical resonator) coupled to a quantum bit (two-level system) via a conditional displacement mechanism. By driving the qubit monochromatically, the oscillation of the qubit state modifies the effective frequency of the driving force acting on the oscillator, and a resonant or near-resonant driving on the oscillator can be achieved. The displacement of the oscillator is then significantly enhanced due to the small detuning of the driving force and can exceed that of the zero-point fluctuation. This effect can be used to prepare quantum superpositions of macroscopically distinct coherent states in the oscillator. We present detailed studies on this state-generation scheme in both the closed- and open-system cases. This approach can be implemented in various experimental platforms, such as cavity- or circuit-QED systems, electromechanical systems, and spin-cantilever systems.

PACS numbers: 42.50.Dv, 42.50.Pq, 03.65.Yz

I. INTRODUCTION

The quantum superposition principle [1], one of the cornerstones of quantum theory, has attracted heavy attention from both theorists and experimentalists since its discovery. Researchers have put intensive effort into studying the generation of quantum superposition states. Such states play an important role in the study of the foundations of quantum theory [2], giving insight into the questions of quantum-classical boundary and quantum decoherence [3]. Quantum superposition has been observed in numerous physical systems [4, 5], including electronic [6–8], photonic [9–17], and atomic degrees of freedom [18, 19]. Nevertheless, it remains a big challenge to create superpositions of macroscopically distinct coherent states in nanomechanical systems [20–26], in part due to the difficulty in generating coherent states with macroscopically distinct amplitudes in the phase space in such systems.

The conditional displacement mechanism is an important method for generating the Schrödinger cat states [18]. In this method, the magnitude of the coherent states is determined by the ratio of the conditional coupling strength over the frequency of the oscillator. Consider a coupled qubit-oscillator system described by the Hamiltonian $\mathcal{H} = \omega_r a^\dagger a + g_0 \sigma_z (a + a^\dagger)$ [cf. Eq. (1) for the notations]. Corresponding to the two eigenstates of σ_z , the interaction $g_0 \sigma_z (a + a^\dagger)$ between the qubit and the oscillator produces displacements with the same maximum magnitude $2g_0/\omega_r$ but opposite direction in the phase space of the oscillator. The conditional dynamics in this system can then be used to create superposed coherent states in the oscillator [27, 28]. In current experiments, the coupling strength g_0 is much smaller than the frequency ω_r of the oscillator. Even in qubit-oscillator systems with ultra-strong coupling [29, 30], g_0/ω_r (its value is usually ≥ 0.1) is

still smaller than 1. Therefore, the displacement of the oscillator will be shadowed by its zero-point fluctuation, and one cannot see clear evidence of quantum superposition.

To date, many approaches have been proposed to create superposed coherent states in various setups [31–46]. In particular, several approaches have been proposed to enhance the displacement of mechanical resonators so that macroscopically distinct superposed coherent states can be observed. For example, one of us (Tian) [47] proposed a scheme to increase the mechanical displacement in a nanomechanical system by introducing a series of π pulses to flip the state of a superconducting qubit. By flipping the qubit state at properly selected times, the total mechanical displacement can be accumulated and be significantly amplified. In [48, 49], the authors have proposed to enhance the mechanical displacement of a cantilever in a spin-cantilever system by applying an XY4 pulse sequence to the spin. In addition, in [50], one of us (Liao) proposed a scheme to enhance the mechanical displacement of a single photon by introducing cavity frequency modulation in an optomechanical system with the “membrane-in-the-middle” configuration.

In this paper, we propose an efficient approach for creating quantum superpositions of large-amplitude coherent states in a qubit-oscillator system by applying a monochromatic driving to the qubit. Under appropriate conditions, this system can be described by an approximate Hamiltonian that depicts a conditionally driven quantum harmonic oscillator. In this Hamiltonian, the effective detuning can be tuned to be much smaller than the magnitude of the driving. Consequently, the displacement of the oscillator can be enhanced significantly to be larger than the zero-point motion. It is thus promising to observe macroscopically distinct superpositions of coherent states in such systems. One advantage of this method is that it does not require accurate control of the exact wave form of the driving pulses, as only a sinusoidal driving on the qubit is used.

The rest of this paper is organized as follows. In Sec. II, we introduce the qubit-oscillator system and derive an approxi-

* jieqiaoliao@gmail.com

† ltian@ucmerced.edu

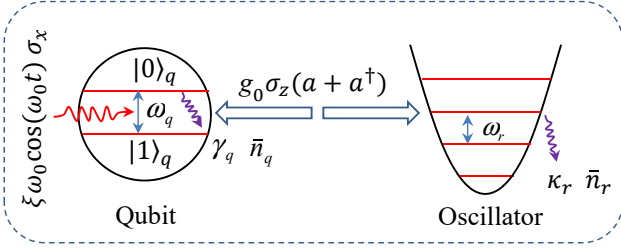


FIG. 1. Schematic of a coupled qubit-oscillator system. The qubit with an energy separation ω_q is coupled to a quantum harmonic oscillator (represented by a harmonic trap) with a resonance frequency ω_r via a conditional displacement interaction $g_0 \sigma_z (a + a^\dagger)$. Along the x -direction in the Bloch sphere, the qubit is driven by a monochromatic field with a frequency ω_0 and a magnitude $\xi \omega_0$. The decay rate and the thermal excitation occupation number of the qubit (oscillator) are denoted by γ_q (κ_r) and \bar{n}_q (\bar{n}_r), respectively.

mate Hamiltonian of this system under driving. In Sec. III, we study the generation of macroscopically distinct Schrödinger-cat states with this approximate Hamiltonian and verify the validity of the rotating-wave approximation. We also study the quantum entanglement between the qubit and the oscillator. Moreover, we investigate the Wigner function and the probability distribution of the rotated quadrature operator to study the quantum interference and coherence in the generated states. In Sec. IV, we discuss the open-system case for this state-generation scheme. We study the influence of the dissipations on the fidelity, the probability, the Wigner function, and the probability distribution of the rotated quadrature operator. In Sec. V, we show that the current method can be extended to various other forms of qubit-oscillator coupling. Finally, we present discussions in Sec. VI and conclusions in Sec. VII.

II. SYSTEM AND HAMILTONIAN

The coupled qubit-oscillator system (Fig. 1) is described by the Hamiltonian ($\hbar = 1$)

$$H(t) = \frac{\omega_q}{2} \sigma_z + \xi \omega_0 \cos(\omega_0 t) \sigma_x + \omega_r a^\dagger a + g_0 \sigma_z (a + a^\dagger), \quad (1)$$

where a (a^\dagger) is the annihilation (creation) operator of the quantum harmonic oscillator (electromagnetic field or mechanical resonator) with frequency ω_r . The quantum bit (two-level system) is described by the Pauli operators $\sigma_x = |0\rangle_{qq}\langle 1| + |1\rangle_{qq}\langle 0|$, $\sigma_y = i(|1\rangle_{qq}\langle 0| - |0\rangle_{qq}\langle 1|)$, and $\sigma_z = |0\rangle_{qq}\langle 0| - |1\rangle_{qq}\langle 1|$, where $|0\rangle_q$ and $|1\rangle_q$ are, respectively, the excited state and the ground state, with an energy separation ω_q . The qubit is driven by a monochromatic field with a dimensionless driving amplitude ξ and a frequency ω_0 . The g_0 term is the conditional displacement interaction between the qubit and the oscillator. This Hamiltonian can be realized in various experimental platforms, such as cavity- or circuit-QED systems [51], electromechanical systems [23, 52], and spin-oscillator systems [48, 53].

To study the impact of the qubit driving on the dynamics of the system, we perform the transformation

$$V(t) = \exp \left\{ -i \left[\xi \sin(\omega_0 t) \sigma_x + \omega_r t a^\dagger a \right] \right\} \quad (2)$$

on this coupled system. In the rotating frame defined by $V(t)$, the transformed Hamiltonian becomes

$$\begin{aligned} \tilde{H}(t) &= V^\dagger(t) H(t) V(t) - i V^\dagger(t) \dot{V}(t) \\ &= \frac{\omega_q}{2} \left[\cos[2\xi \sin(\omega_0 t)] \sigma_z + \sin[2\xi \sin(\omega_0 t)] \sigma_y \right] \\ &\quad + g_0 \left[\cos[2\xi \sin(\omega_0 t)] \sigma_z + \sin[2\xi \sin(\omega_0 t)] \sigma_y \right] \\ &\quad \times \left(a e^{-i\omega_r t} + a^\dagger e^{i\omega_r t} \right). \end{aligned} \quad (3)$$

Under the Jacobi-Anger expansions

$$\cos[2\xi \sin(\omega_0 t)] = J_0(2\xi) + 2 \sum_{n=1}^{\infty} J_{2n}(2\xi) \cos(2n\omega_0 t), \quad (4a)$$

$$\sin[2\xi \sin(\omega_0 t)] = 2 \sum_{n=1}^{\infty} J_{2n-1}(2\xi) \sin[(2n-1)\omega_0 t], \quad (4b)$$

with $J_m(x)$ being the Bessel function of the first kind and m being an integer, the Hamiltonian $\tilde{H}(t)$ can be expanded into

$$\begin{aligned} \tilde{H}(t) &= \frac{\omega_q}{2} J_0(2\xi) \sigma_z + \sum_{n=1}^{\infty} \omega_q \left[J_{2n}(2\xi) \cos(2n\omega_0 t) \sigma_z \right. \\ &\quad \left. + J_{2n-1}(2\xi) \sin[(2n-1)\omega_0 t] \sigma_y \right] \\ &\quad + g_0 J_0(2\xi) \sigma_z \left(a e^{-i\omega_r t} + a^\dagger e^{i\omega_r t} \right) \\ &\quad + \sum_{n=1}^{\infty} g_0 \left[\underline{J_{2n}(2\xi) \sigma_z \left(a e^{-i(\omega_r - 2n\omega_0)t} + \text{H.c.} \right)} \right. \\ &\quad \left. + J_{2n}(2\xi) \sigma_z \left(a e^{-i(\omega_r + 2n\omega_0)t} + \text{H.c.} \right) \right. \\ &\quad \left. - i J_{2n-1}(2\xi) \sigma_y \left(a e^{-i[\omega_r - (2n-1)\omega_0]t} - \text{H.c.} \right) \right. \\ &\quad \left. + i J_{2n-1}(2\xi) \sigma_y \left(a e^{-i[\omega_r + (2n-1)\omega_0]t} - \text{H.c.} \right) \right]. \end{aligned} \quad (5)$$

This Hamiltonian contains oscillating terms that differ by frequencies of $m\omega_0$, with m being an integer. We consider the case $\omega_r \gg g_0 > g_0 J_0(2\xi)$ and choose a driving frequency ω_0 that satisfies $\omega_0 \gg g_0 > g_0 J_{2n}(2\xi)$, $g_0 J_{2n-1}(2\xi)$. Furthermore, it also ensures that there is a near-resonant term (corresponding to a characteristic number n_0) in the form of $g \sigma_z (a e^{-i\delta t} + a^\dagger e^{i\delta t})$ [cf. Eq. (8)] in the fourth line of Eq. (5) (underlined). Here, δ is an effective driving detuning and g is the normalized coupling coefficient with

$$\delta = \omega_r - 2n_0\omega_0, \quad g = g_0 J_{2n_0}(2\xi). \quad (6)$$

For a given ω_0 , the parameter n_0 should be chosen such that the corresponding $J_{2n_0}(2\xi)$ term is the nearest-resonant term, i.e., $n_0 = \text{Round}[\omega_r / (2\omega_0)]$, where $\text{Round}[x]$ is a function for getting the nearest integer of x .

When the characteristic number n_0 is chosen, we can tune ω_0 such that δ can be comparable or even smaller than the coupling coefficient g , whereas all other g_0 terms are

fast-oscillating terms that can be omitted under the rotating-wave approximation (RWA). Moreover, by assuming $\omega_0 \gg \omega_q J_{2n}(2\xi)/2, \omega_q J_{2n-1}(2\xi)/2$, only the term $\omega_q J_0(2\xi)\sigma_z/2$ in all ω_q terms needs to be preserved. This term will introduce an additional phase factor to the state of the qubit, but it will not affect the dynamics of the oscillator. Hereafter, we assume $\omega_q = 0$ for simplicity of discussion. Hence under the condition

$$|\delta|, g_0 \ll \omega_0, \omega_r, \quad (7)$$

the high-frequency oscillating terms in Eq. (5) can be neglected by applying the RWA, and we obtain the approximate Hamiltonian

$$\tilde{H}_{\text{RWA}}(t) = g\sigma_z (ae^{-i\delta t} + a^\dagger e^{i\delta t}). \quad (8)$$

This Hamiltonian describes a quantum harmonic oscillator that is conditionally displaced by the states of the qubit. When the qubit is prepared in the eigenstates $|0\rangle_q$ and $|1\rangle_q$ of the σ_z operator ($\sigma_z|0\rangle_q = |0\rangle_q$ and $\sigma_z|1\rangle_q = -|1\rangle_q$), the displacement forces acting on the oscillator are in the opposite directions. Therefore, corresponding to the qubit's states $|0\rangle_q$ and $|1\rangle_q$, if the oscillator is initially prepared in its ground state, its states at time t would be coherent states with the same magnitude but opposite phase in the phase space [as shown in the second line of Eq. (10)]. From Eq. (6), we see that the magnitude of g can be maximized by optimizing the value of ξ so that $J_{2n_0}(2\xi)$ is at its peak values. In the following simulations, we choose $n_0 = 1$ and $\xi = 1.5271$, which corresponds to the first peak value of $J_2(2\xi)$. We choose a small δ by adjusting ω_0 , which strongly enhances the displacement of the oscillator. For the generation of macroscopically distinct coherent-state components [32], i.e., $|\alpha|_{\text{max}} > 1$ [cf. Eq. (14)], the detuning should satisfy the condition $\delta < 2g$ (hereafter, we assume $\delta > 0$). By preparing the qubit in a superposition of its two eigenstates, this conditional dynamics can be used to create macroscopic superpositions of large-amplitude coherent states in the oscillator. The generated macroscopic cat states are useful for probing macroscopic realism in massive systems [54].

III. GENERATION OF SCHRÖDINGER'S CAT STATES

In this section, we study the dynamics of the coupled system described in Sec. II. We also discuss the validity of the RWA condition (7) by examining the fidelity between an approximate state and the exact state, which evolve under the approximate Hamiltonian (8) and the full Hamiltonian (1), respectively. Moreover, the quantum interference and coherence effects in the generated cat states will be studied.

A. Analytical solution under the RWA

Denoting the state of the system in the original (Schrödinger) representation as $|\psi(t)\rangle$ and the state in the rotating representation defined by $V(t)$ as $|\phi(t)\rangle$, we have the relations $|\psi(t)\rangle = V(t)|\phi(t)\rangle$ and $|\psi(0)\rangle = |\phi(0)\rangle$. Using the Magnus

expansion, the unitary evolution operator associated with the Hamiltonian $\tilde{H}_{\text{RWA}}(t)$ can be expressed as (see the Appendix)

$$U(t) = \exp[i\theta(t)] \exp\left\{\sigma_z \left[\eta(t)a^\dagger - \eta^*(t)a\right]\right\}, \quad (9)$$

where $\theta(t) = (g/\delta)^2[\delta t - \sin(\delta t)]$ is a global phase factor and $\eta(t) = (g/\delta)(1 - e^{i\delta t})$ is the displacement amplitude of the oscillator. We consider an initial state $|\phi(0)\rangle = |+\rangle_q|0\rangle_r$ of the system, where $|+\rangle_q = (|0\rangle_q + |1\rangle_q)/\sqrt{2}$ is the eigenstate of σ_x with eigenvalue $+1$, and $|0\rangle_r$ is the ground state of the harmonic oscillator. By utilizing the unitary evolution operator $U(t)$, the state of the system at time t can be obtained as

$$\begin{aligned} |\phi(t)\rangle &= U(t)|\phi(0)\rangle \\ &= \frac{e^{i\theta(t)}}{\sqrt{2}} (|0\rangle_q|\eta(t)\rangle_r + |1\rangle_q|-\eta(t)\rangle_r) \\ &= \frac{e^{i\theta(t)}}{2} \left[|+\rangle_q (|\eta(t)\rangle_r + |-\eta(t)\rangle_r) \right. \\ &\quad \left. + |-\rangle_q (|\eta(t)\rangle_r - |-\eta(t)\rangle_r) \right], \end{aligned} \quad (10)$$

where $|\eta(t)\rangle_r$ and $|-\eta(t)\rangle_r$ are coherent states of the harmonic oscillator, with the same amplitude but opposite phase in the phase space. Using the transformation $V(t)$, the corresponding state in the original representation can be expressed as

$$\begin{aligned} |\psi(t)\rangle &= \frac{e^{i\theta(t)}}{2} \left[\mathcal{N}_+^{-1}(t) e^{-i\xi \sin(\omega_0 t)} |+\rangle_q |\alpha_+(t)\rangle_r \right. \\ &\quad \left. + \mathcal{N}_-^{-1}(t) e^{i\xi \sin(\omega_0 t)} |-\rangle_q |\alpha_-(t)\rangle_r \right], \end{aligned} \quad (11)$$

where we introduced the even and odd coherent states (the Schrödinger cat states) [55],

$$|\alpha_\pm(t)\rangle_r = \mathcal{N}_\pm(t) (|\alpha(t)\rangle_r \pm |-\alpha(t)\rangle_r), \quad (12)$$

with normalization constants

$$\mathcal{N}_\pm(t) = \left[2 \left(1 \pm e^{-2|\alpha(t)|^2} \right) \right]^{-1/2}, \quad (13)$$

and coherent-state amplitude

$$\alpha(t) = \frac{g}{\delta} (1 - e^{i\delta t}) e^{-i\omega_r t}. \quad (14)$$

For the state $|\psi(t)\rangle$, the average excitation number in the oscillator is

$$\langle \psi(t) | a^\dagger a | \psi(t) \rangle = \frac{4g^2}{\delta^2} \sin^2\left(\frac{\delta t}{2}\right), \quad (15)$$

which is the absolute square $|\alpha(t)|^2$ of the coherent-state amplitude. Equation (14) shows that the maximum displacement amplitude is $|\alpha|_{\text{max}} = 2g/\delta$, and it can be obtained at the times $t = (2m + 1)\pi/\delta$ for natural numbers m . By choosing a small δ value, we can create macroscopically distinct Schrödinger-cat states with $|\alpha| > 1$. When $\delta = 0$, the oscillator is driven resonantly and the displacement amplitude becomes $\alpha_{\text{res}}(t) = -igt \exp(-i\omega_r t)$, which increases linearly in time. The damping of the oscillator and the finite duration of the evolution will prevent the system from diverging into instability.

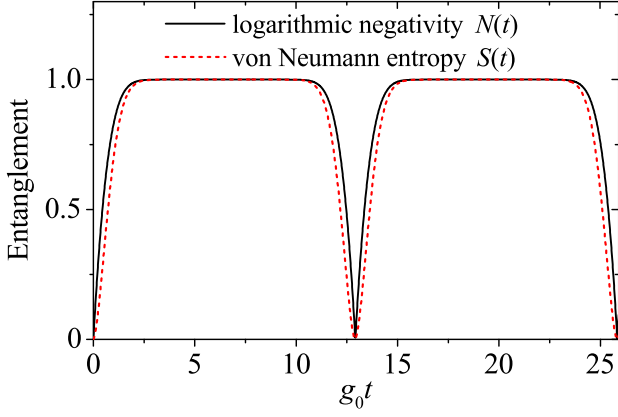


FIG. 2. Time dependence of the entanglement of the state $|\psi(t)\rangle$ in Eq. (11): the von Neumann entropy $S(t)$ (red short-dashed curve) and the logarithmic negativity $N(t)$ (black solid curve). The used parameters are: $n_0 = 1$, $\xi = 1.5271$, and $\delta = g$.

To generate the Schrödinger-cat states (12), we perform a qubit measurement on the state $|\psi(t)\rangle$. When the σ_x operator of the qubit is detected (i.e., in the bases of $|\pm\rangle_q$), the oscillator will collapse into the Schrödinger-cat states $|\alpha_{\pm}(t)\rangle_r$. The probabilities of the states $|\alpha_{\pm}(t)\rangle_r$ are

$$\mathcal{P}_{\pm}(t) = \frac{1}{2} \left(1 \pm e^{-2|\alpha(t)|^2} \right), \quad (16)$$

which are determined by g and δ , but independent of ω_r .

B. Entanglement between the qubit and the oscillator

The state $|\psi(t)\rangle$ in Eq. (11) is an entangled state of the coupled qubit-oscillator system. For this bipartite pure state, the degree of entanglement can be characterized with the von Neumann entanglement entropy [56],

$$S = -\text{Tr}[\rho_q \log_2 \rho_q] = -\text{Tr}[\rho_r \log_2 \rho_r], \quad (17)$$

where ρ_q (ρ_r) is the reduced density matrix of the qubit (oscillator). Using Eq. (11), we obtain the density matrix ρ_q as

$$\rho_q(t) = \frac{1}{4\mathcal{N}_+^2(t)} |+\rangle_q \langle +| + \frac{1}{4\mathcal{N}_-^2(t)} |-\rangle_q \langle -|. \quad (18)$$

The von Neumann entropy is then

$$S(t) = \frac{1}{4\mathcal{N}_+^2(t)} \log_2 [4\mathcal{N}_+^2(t)] + \frac{1}{4\mathcal{N}_-^2(t)} \log_2 [4\mathcal{N}_-^2(t)], \quad (19)$$

where $\mathcal{N}_{\pm}(t)$ are given by Eq. (13).

It should be pointed out that the von Neumann entropy cannot be used to quantify the bipartite entanglement of mixed states. To consistently describe the bipartite entanglement in both the closed- and open-system cases, we introduce the logarithmic negativity [57, 58], which is defined by

$$N = \log_2 \|\rho^{T_r}\|_1, \quad (20)$$

where T_r denotes the partial transpose of the density matrix ρ of the system with respect to the oscillator, and the trace norm $\|\rho^{T_r}\|_1$ is defined by

$$\|\rho^{T_r}\|_1 = \text{Tr} \left[\sqrt{(\rho^{T_r})^\dagger \rho^{T_r}} \right]. \quad (21)$$

Using Eq. (11), the logarithmic negativity of the density matrix ρ can be obtained as

$$N(t) = \log_2 \left[\frac{1}{4} \left(\frac{1}{\mathcal{N}_+(t)} + \frac{1}{\mathcal{N}_-(t)} \right)^2 \right]. \quad (22)$$

In Fig. 2, we plot the von Neumann entropy $S(t)$ and the logarithmic negativity $N(t)$ as functions of time t . We can see that the entanglement is a periodic function of time t with the same period as the coherent amplitude $|\alpha(t)|$. At times $t = 2m\pi/\delta$ for natural numbers m , the coherent amplitude $\alpha(t) = 0$. As a result, the qubit and the oscillator decouple and the entanglement disappears. In the middle duration of a period, the von Neumann entropy $S(t)$ and the logarithmic negativity $N(t)$ reach the maximum. In these durations, the coherent amplitude $|\alpha(t)|$ is large enough such that $\exp[-2|\alpha(t)|^2] \approx 0$ [i.e., $\mathcal{N}_{\pm}(t) \approx 1/\sqrt{2}$], and then the state $|\psi(t)\rangle$ can be approximated by a Bell-like state defined with the orthogonal basis states $|\pm\rangle_q$ and $|\alpha_{\pm}(t)\rangle_r$. In the middle duration of a period, the two measures agree well.

C. Numerical solution with the full Hamiltonian

We now calculate the state of this system by solving the full Hamiltonian (1) numerically. In a closed system without decoherence from the qubit and the harmonic oscillator, a pure state of the system has the general form

$$|\Psi(t)\rangle = \sum_{m=0}^{\infty} \left[A_m(t) |0\rangle_q |m\rangle_r + B_m(t) |1\rangle_q |m\rangle_r \right], \quad (23)$$

where $|m\rangle_r$ are the Fock states of the oscillator. Following the Schrödinger equation under the Hamiltonian $H(t)$, the equations of motion for the probability amplitudes $A_m(t)$ and $B_m(t)$ (for natural numbers m) can be derived as

$$\begin{aligned} \dot{A}_m(t) = & -i\xi\omega_0 \cos(\omega_0 t) B_m(t) - im\omega_r A_m(t) \\ & - ig_0 \left[\sqrt{m+1} A_{m+1}(t) + \sqrt{m} A_{m-1}(t) \right], \end{aligned} \quad (24a)$$

$$\begin{aligned} \dot{B}_m(t) = & -i\xi\omega_0 \cos(\omega_0 t) A_m(t) - im\omega_r B_m(t) \\ & + ig_0 \left[\sqrt{m+1} B_{m+1}(t) + \sqrt{m} B_{m-1}(t) \right]. \end{aligned} \quad (24b)$$

For the initial state $|+\rangle_q |0\rangle_r$, we have $A_0(0) = B_0(0) = 1/\sqrt{2}$, $A_{m>0}(0) = 0$, and $B_{m>0}(0) = 0$. By numerically solving Eqs. (24a) and (24b) with these initial conditions, the evolution of the probability amplitudes can be obtained. In realistic simulations, we need to truncate the Hilbert space of the oscillator such that the equations of motion (24a) and (24b) are closed. The truncation dimension n_d should be chosen to ensure the normalization of the state (23). In our simulations,

we consider the case of $\delta = g$, which leads to the maximum coherent amplitude $|\alpha|_{\max} = 2$. Then we choose the truncation dimension as $n_d = 14$ in the closed-system case. This value should be increased in the open-system case because the oscillator will be excited by the heat baths.

After a measurement of the qubit σ_x operator [with eigenstates $|\pm\rangle_q = (|0\rangle_q \pm |1\rangle_q)/\sqrt{2}$], the oscillator can be prepared in states

$$|\Psi_{\pm}(t)\rangle_r = \frac{1}{\sqrt{2p_{\pm}(t)}} \sum_{m=0}^{\infty} [A_m(t) \pm B_m(t)] |m\rangle_r, \quad (25)$$

where

$$p_{\pm}(t) = \frac{1}{2} \sum_{m=0}^{\infty} |A_m(t) \pm B_m(t)|^2 \quad (26)$$

are the probabilities of the states $|\Psi_{\pm}(t)\rangle_r$, respectively.

D. Fidelities of approximate solution in a closed system

The validity of the RWA performed in obtaining the Hamiltonian $\tilde{H}_{\text{RWA}}(t)$ can be evaluated by comparing the analytical solution in Sec. III A and the numerical solution in Sec. III C. First, we consider the average excitation number $\langle n_a(t) \rangle$ of the oscillator. For the state $|\Psi(t)\rangle$, we derive

$$\begin{aligned} \langle n_a(t) \rangle &= \langle \Psi(t) | a^\dagger a | \Psi(t) \rangle \\ &= \sum_{m=0}^{\infty} [m (|A_m(t)|^2 + |B_m(t)|^2)]. \end{aligned} \quad (27)$$

In Fig. 3(a), we plot the time dependence of the average excitation number $\langle n_a(t) \rangle$ given by Eq. (27) at selected values of the oscillator frequency ω_r . These numerical results are compared with the analytical result given by Eq. (15), which is independent of ω_r . For $\omega_r/g_0 = 200$, the numerical result strongly overlaps with the analytical result. We can see from the inset of this figure that the numerical results agree better with the analytical result for larger values of ω_r/g_0 . In these curves, the peak values of $\langle n_a(t) \rangle$ are located at $g_0 t_s = \pi g_0 / \delta \approx 6.45$ with our parameters. This can be well explained by Eq. (15): at times $t = (2m+1)\pi/\delta$ for natural numbers m , the displacement of the oscillator reaches its maximum value of $|\alpha|_{\max} = 2g/\delta$.

We also examine the fidelity $f(t) = |\langle \Psi(t) | \psi(t) \rangle|^2$ between the states $|\Psi(t)\rangle$ and $|\psi(t)\rangle$. Using Eqs. (11) and (23), this fidelity can be obtained as

$$\begin{aligned} f(t) &= \frac{1}{2} e^{-|\alpha(t)|^2} \left| \sum_{m=0}^{\infty} \{ [A_m^*(t) \cos[\xi \sin(\omega_0 t)] \right. \\ &\quad \left. - i B_m^*(t) \sin[\xi \sin(\omega_0 t)]] + (-1)^m [B_m^*(t) \cos[\xi \sin(\omega_0 t)] \right. \\ &\quad \left. - i A_m^*(t) \sin[\xi \sin(\omega_0 t)]] \} \frac{\alpha^m(t)}{\sqrt{m!}} \right|^2 \end{aligned} \quad (28)$$

in terms of the coefficients $A_m(t)$ and $B_m(t)$. In Fig. 3(b), we plot $f(t)$ with the same values of oscillator frequency as

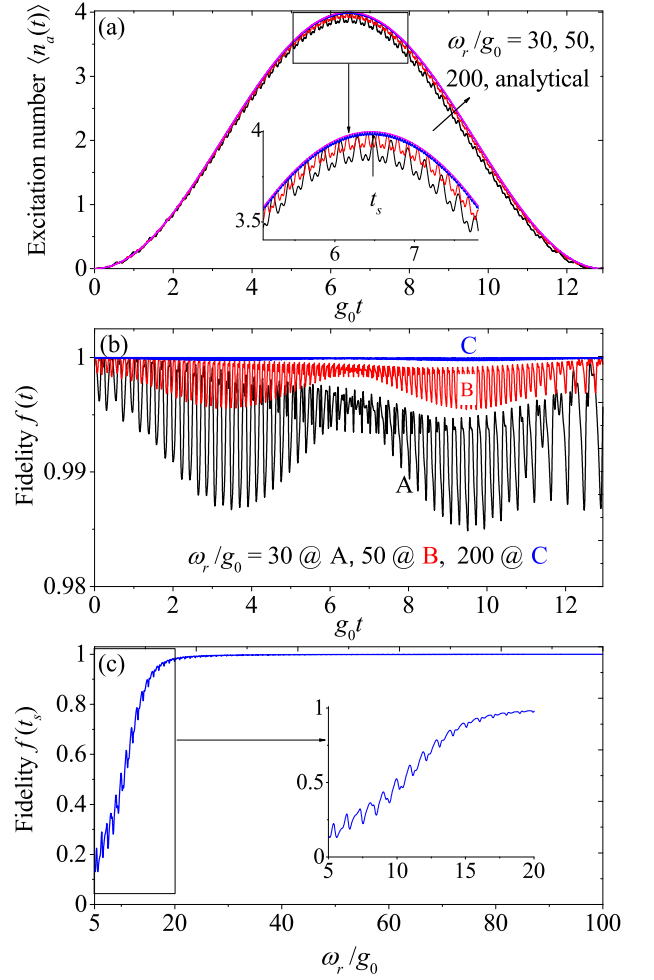


FIG. 3. (a) Time dependence of the average excitation number $\langle n_a(t) \rangle$ in the oscillator at various values of the oscillator frequency ω_r . From bottom to top, the curves correspond to: $\omega_r/g_0 = 30$ (black), $\omega_r/g_0 = 50$ (red), $\omega_r/g_0 = 200$ (blue), and the analytical solution from Eq. (15) (purple), respectively. (b) The fidelity $f(t)$ between the states $|\Psi(t)\rangle$ and $|\psi(t)\rangle$ vs the time t at the same values of ω_r as those in (a). (c) The fidelity $f(t_s)$ at time $t_s = \pi/\delta$ vs the oscillator frequency ω_r . Other parameters are $n_0 = 1$ and $\xi = 1.5271$. We set the detuning to be $\delta = g$.

those in Fig. 3(a). The fidelity exhibits fast oscillations caused by the high-frequency oscillating phase factors $\exp(\pm i\omega_r t)$ and $\exp(\pm i n \omega_0 t)$ ($\omega_r, \omega_0 \gg g_0$). For a larger ω_r , $f(t)$ oscillates faster, but with a smaller oscillation amplitude. For $\omega_r/g_0 = 200$, $f(t) \approx 1$ with a negligible oscillating amplitude, which indicates the validity of the RWA. In Fig. 3(c) we plot the fidelity $f(t_s)$ as a function of ω_r at time $t_s = \pi/\delta$, where t_s corresponds to the location of the peak value in Fig. 3(a). Here $f(t_s)$ shows a small oscillation (see inset), but with an envelope that increases gradually to reach the value 1. This behavior agrees with the above discussions.

Now we consider the fidelities between the generated states $|\Psi_{\pm}(t)\rangle$ in Eq. (25) and the target states $|\alpha_{\pm}(t)\rangle_r$ (the Schrödinger-cat states) of the oscillator after a measurement on the σ_x operator of the qubit is conducted. Using Eqs. (12)

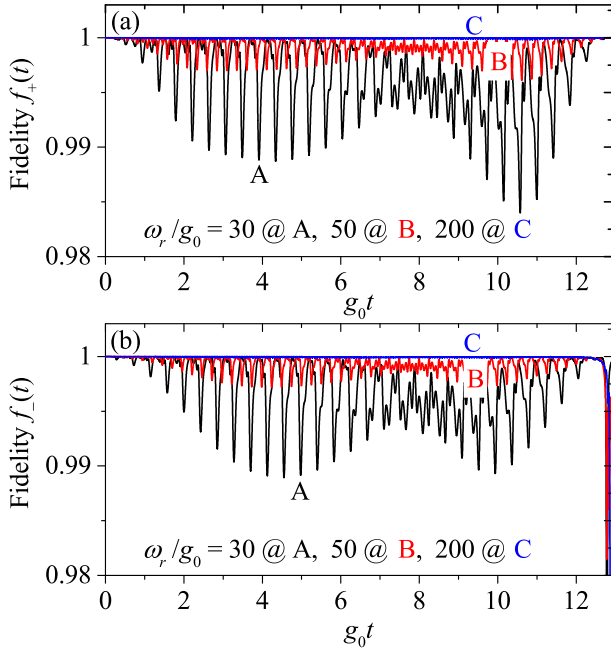


FIG. 4. The fidelities $f_{\pm}(t)$ between the states $|\Psi_{\pm}(t)\rangle$ and their corresponding target states $|\alpha_{\pm}(t)\rangle_r$ vs the time t . The selected values of ω_r are the same as those in Fig. 3. Other parameters are $n_0 = 1$, $\xi = 1.5271$, and $\delta = g$.

and (25), the fidelities $f_{\pm}(t) = |\langle \Psi_{\pm}(t) | \alpha_{\pm}(t) \rangle_r|^2$ can be obtained as

$$f_+(t) = \frac{2\mathcal{N}_+^2(t)e^{-|\alpha(t)|^2}}{p_+(t)} \left| \sum_{l=0}^{\infty} [A_{2l}^*(t) + B_{2l}^*(t)] \frac{\alpha^{2l}(t)}{\sqrt{(2l)!}} \right|^2, \quad (29a)$$

$$f_-(t) = \frac{2\mathcal{N}_-^2(t)e^{-|\alpha(t)|^2}}{p_-(t)} \left| \sum_{l=0}^{\infty} [A_{2l+1}^*(t) - B_{2l+1}^*(t)] \frac{\alpha^{2l+1}(t)}{\sqrt{(2l+1)!}} \right|^2. \quad (29b)$$

In Fig. 4, we plot the fidelities $f_{\pm}(t)$ as functions of the time. Our result shows that the fidelities increase gradually with the increase of ω_r . One interesting effect is that around the time $t = 2\pi/\delta \approx 12.9$, the fidelity $f_-(t)$ experiences a sudden decrease. This phenomenon can be explained by analyzing the state of the oscillator at this time. When $t \rightarrow 2\pi/\delta$, we have $\alpha(t) \rightarrow 0$, and then the state of the system approaches to $|+\rangle_q|0\rangle_r$ and the target states become

$$|\alpha_+(2\pi/\delta)\rangle_r \rightarrow |0\rangle_r, \quad |\alpha_-(2\pi/\delta)\rangle_r \rightarrow |1\rangle_r. \quad (30)$$

Therefore, when $t \rightarrow 2\pi/\delta$, the fidelity $f_-(2\pi/\delta) \rightarrow 0$, if the RWA condition (7) is well satisfied. In fact, the probability for detection of the state $|-\rangle_q$ at this time is also zero, as shown by Eq. (16).

In the upper three panels in Fig. 5, we plot the measurement probabilities $p_{\pm}(t)$ of the qubit states defined in Eq. (26) at selected values of ω_r . These probabilities are compared with the analytical results $\mathcal{P}_{\pm}(t)$ given by Eq. (16) (the lowest panel). Figure 5 shows that the probabilities from the numerical simulation of the full Hamiltonian $H(t)$ exhibit fast oscillations

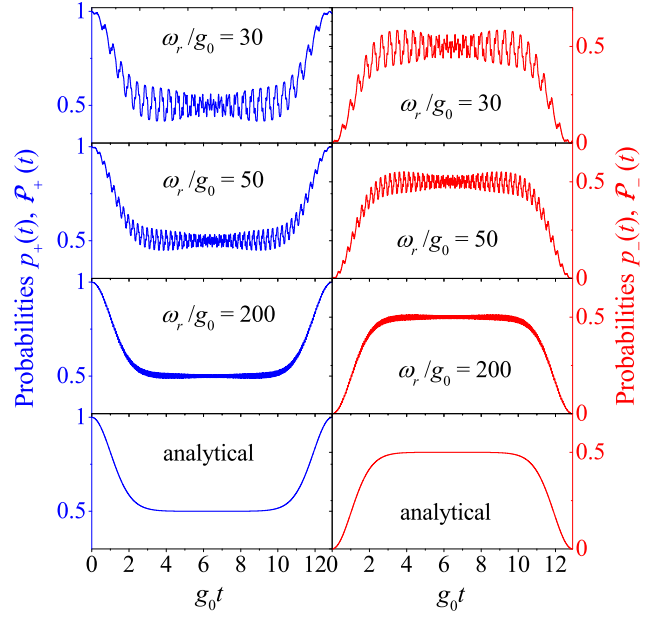


FIG. 5. The probabilities $p_{\pm}(t)$ of the qubit states (the upper three panels) given by Eq. (26) vs the time t at the same values of ω_r as those in Fig. 3. The analytical results $\mathcal{P}_{\pm}(t)$ (the lowest panel) are given by Eq. (16). Other parameters are $n_0 = 1$, $\xi = 1.5271$, and $\delta = g$.

around the approximate values from the RWA results. With the increase of ω_r/g_0 , the oscillation becomes faster but its magnitude decreases gradually. The numerical results at large ω_r/g_0 agree well with the RWA result. At time $t_s = \pi/\delta$ for a maximum oscillator displacement, the qubit will be detected in the states $|\pm\rangle_q$ with approximately equal probability of $1/2$.

E. The Wigner function and the probability distribution of the rotated quadrature operator

The quantum interference and coherence effects in the generated cat states can be revealed by studying the Wigner function [59] and the probability distribution of the rotated quadrature operator [60]. For the harmonic oscillator described by a density matrix ρ_r , the Wigner function is defined by [59]

$$W(\beta) = \frac{2}{\pi} \text{Tr} [D^\dagger(\beta)\rho_r D(\beta)(-1)^{a^\dagger a}], \quad (31)$$

where $D(\beta) = \exp(\beta a^\dagger - \beta^* a)$ is a displacement operator. For the states $|\Psi_{\pm}(t)\rangle_r$ given in Eq. (25), the Wigner functions can be obtained as

$$W^{(\pm)}(\beta) = \frac{1}{\pi p_{\pm}(t)} \sum_{l,m,n=0}^{\infty} [A_m(t) \pm B_m(t)][A_n^*(t) \pm B_n^*(t)] \times (-1)^l {}_r\langle l|D^\dagger(\beta)|m\rangle_r {}_r\langle n|D(\beta)|l\rangle_r. \quad (32)$$

Here the probabilities $p_{\pm}(t)$ are given by Eq. (26), and the matrix elements of the displacement operator in the Fock space

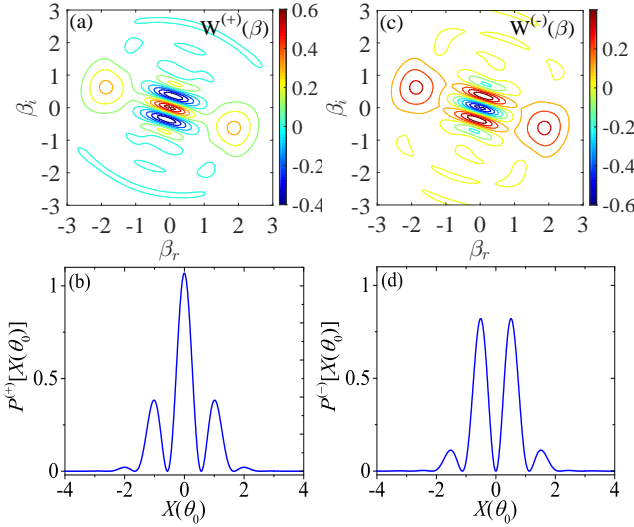


FIG. 6. (a),(c) The Wigner functions $W^{(\pm)}(\beta)$ and (b),(d) the probability distributions $P^{(\pm)}[X(\theta_0)]$ of the rotated quadrature operator $\hat{X}(\theta_0)$ for the oscillator's states $|\Psi_{\pm}(t_s)\rangle_r$. Other parameters are $\omega_r/g_0 = 200$, $n_0 = 1$, $\xi = 1.5271$, and $\delta = g$.

can be calculated by [61]

$$\langle m|D(\beta)|n\rangle_r = \begin{cases} \sqrt{\frac{m!}{n!}} e^{-|\beta|^2/2} (-\beta^*)^{n-m} L_m^{n-m}(|\beta|^2), & n > m, \\ \sqrt{\frac{n!}{m!}} e^{-|\beta|^2/2} (\beta)^{m-n} L_n^{m-n}(|\beta|^2), & m > n, \end{cases} \quad (33)$$

where $L_n^m(x)$ are the associated Laguerre polynomials.

For the rotated quadrature operator

$$\hat{X}(\theta) = \frac{1}{\sqrt{2}}(ae^{-i\theta} + a^\dagger e^{i\theta}), \quad (34)$$

we denote the eigenstate as $|X(\theta)\rangle_r$: $\hat{X}(\theta)|X(\theta)\rangle_r = X(\theta)|X(\theta)\rangle_r$; then, for a density matrix ρ_r of the oscillator, the probability distribution of the rotated quadrature operator $\hat{X}(\theta)$ is defined by [60]

$$P[X(\theta)] = {}_r\langle X(\theta)|\rho_r|X(\theta)\rangle_r. \quad (35)$$

For the states $|\Psi_{\pm}(t)\rangle_r$, we can obtain the probability distributions of the rotated quadrature operator as

$$\begin{aligned} P^{(\pm)}[X(\theta)] &= {}_r\langle X(\theta)|\Psi_{\pm}(t)\rangle_r {}_r\langle \Psi_{\pm}(t)|X(\theta)\rangle_r \\ &= \frac{1}{2p_{\pm}(t)} \left| \sum_{m=0}^{\infty} [A_m(t) \pm B_m(t)] {}_r\langle X(\theta)|m\rangle_r \right|^2. \end{aligned} \quad (36)$$

Here the inner product of the number state $|m\rangle_r$ with the eigenstate $|X(\theta)\rangle_r$ of the rotated quadrature operator can be calculated with this relation,

$${}_r\langle X(\theta)|m\rangle_r = \frac{H_m[X(\theta)]}{\sqrt{\pi^{1/2} 2^m m!}} e^{-X^2(\theta)/2} e^{-i\theta m}, \quad (37)$$

where $H_m[x]$ are the Hermite polynomials.

In Fig. 6, we plot the Wigner functions $W^{(\pm)}(\beta)$ and the probability distributions $P^{(\pm)}[X(\theta_0)]$ of the rotated quadrature

operator $\hat{X}(\theta_0)$ for the states $|\Psi_{\pm}(t_s)\rangle_r$, where $t_s = \pi/\delta$ is the qubit detection time. Based on the analytical results, we know that the coherent amplitude is $\alpha(t_s) = -1.9005 + 0.6228i$ [$|\alpha(t_s)| = 2$ and $\arg[\alpha(t_s)] = 2.8249$] at time $t_s = \pi/\delta = 6.45$ and under the used parameters. In Figs. 6(a) and 6(c), we can see that the positions of the two main peaks in the Wigner functions are located at $\pm\alpha(t_s)$ in the phase space, which represent the two coherent states $|\pm\alpha(t_s)\rangle_r$. Moreover, the Wigner functions exhibit a clear oscillating pattern in the region between these two peaks (along the line that is perpendicular to the link between the two peaks). This oscillating feature is a distinct evidence of quantum interference and coherence. The quantum features can also be seen by considering the probability distribution of the rotated quadrature operator. We choose a rotated quadrature operator with the angle $\theta_0 = \arg[\alpha(t_s)] - \pi/2 = 1.2541$, which means that the quadrature direction is perpendicular to the line that links the two peaks. The interference is maximum along this direction because the two coherent states are projected onto the quadrature such that they overlap exactly. In Figs. 6(b) and 6(d), we plot $P^{(\pm)}[X(\theta_0)]$ of the states $|\Psi_{\pm}(t_s)\rangle_r$. Oscillating features can be seen clearly from these curves. It is interesting to point out that the pattern of the probability distribution in Figs. 6(b) and 6(d) is very similar to the curves in the cross section of the Wigner function [in Figs. 6(a) and 6(c)] at the same rotating angle. The difference is that the probability distributions are always positive; whereas the Wigner functions could be negative.

IV. THE OPEN-SYSTEM CASE

In this section, we will study how the dissipations of the system affect the fidelity and probability of the generated states. We will also discuss the influence of the dissipations on the Wigner function and the probability distribution of the rotated quadrature operator.

A. Quantum master equation and solution

Under environmental fluctuations, the evolution of the system is governed by the quantum master equation,

$$\begin{aligned} \dot{\rho} &= i[\rho, H(t)] + \gamma_q \bar{n}_q \mathcal{D}[\sigma_+] \rho + \gamma_q (\bar{n}_q + 1) \mathcal{D}[\sigma_-] \rho \\ &\quad + \kappa_r \bar{n}_r \mathcal{D}[a^\dagger] \rho + \kappa_r (\bar{n}_r + 1) \mathcal{D}[a] \rho, \end{aligned} \quad (38)$$

where $\mathcal{D}[o]\rho = o\rho o^\dagger - (o^\dagger o \rho + \rho o^\dagger o)/2$ is the standard Lindblad superoperator that describes the dampings of the qubit and the oscillator. The parameters γ_q (κ_r) and \bar{n}_q (\bar{n}_r) are the damping rate and the thermal excitation number for the qubit (oscillator) bath, respectively. To solve this master equation, we expand the state of the oscillator in the Fock space. Then

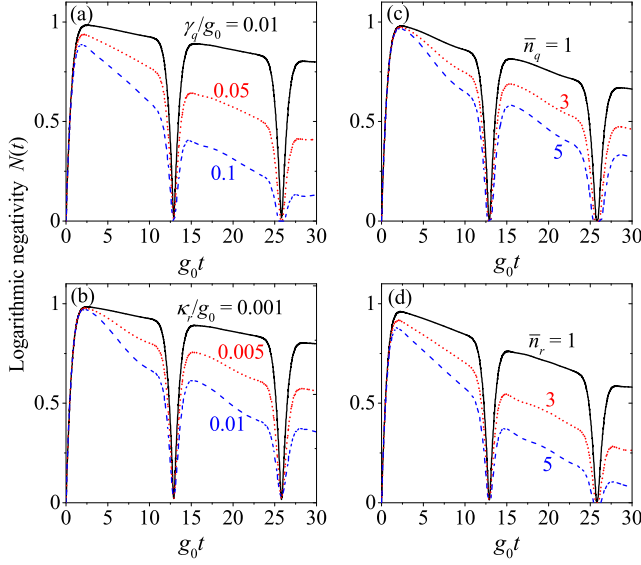


FIG. 7. The logarithmic negativity $N(t)$ of the density matrix $\rho(t)$ vs the time t in various cases. (a) $\kappa_r/g_0 = 0.001$, $\bar{n}_r = 0$, $\bar{n}_q = 0$, and $\gamma_q/g_0 = 0.01, 0.05$, and 0.1 ; (b) $\gamma_q/g_0 = 0.01$, $\bar{n}_q = 0$, $\bar{n}_r = 0$, and $\kappa_r/g_0 = 0.001, 0.005$, and 0.01 ; (c) $\kappa_r/g_0 = 0.001$, $\bar{n}_r = 0$, $\gamma_q/g_0 = 0.01$, and $n_q = 1, 3$, and 5 ; (d) $\gamma_q/g_0 = 0.01$, $\bar{n}_q = 0$, $\kappa_r/g_0 = 0.001$, and $\bar{n}_r = 1, 3$, and 5 . Other parameters are $\omega_r/g_0 = 200$, $n_0 = 1$, $\xi = 1.5271$, and $\delta = g$.

the density matrix of the total system can be expressed as

$$\begin{aligned} \rho(t) = & \sum_{m,n=0}^{\infty} [\rho_{1,m,1,n}(t)|1\rangle_q|m\rangle_r \langle 1|_r \langle n| \\ & + \rho_{1,m,0,n}(t)|1\rangle_q|m\rangle_r \langle 0|_r \langle n| \\ & + \rho_{0,m,1,n}(t)|0\rangle_q|m\rangle_r \langle 1|_r \langle n| \\ & + \rho_{0,m,0,n}(t)|0\rangle_q|m\rangle_r \langle 0|_r \langle n|]. \end{aligned} \quad (39)$$

For an initial state $|+\rangle_q|0\rangle_r$, the nonzero density matrix elements are $\rho_{0,0,0,0}(0) = \rho_{0,0,1,0}(0) = \rho_{1,0,0,0}(0) = \rho_{1,0,1,0}(0) = 1/2$. By numerically solving the master equation (38) under the initial condition, the time evolution of the density matrix $\rho(t)$ can be obtained.

B. Entanglement between the qubit and the oscillator

In the open-system case, the entanglement of the density matrix $\rho(t)$ can be quantified by calculating the logarithmic negativity. In terms of Eqs. (20), (38), and (39), the logarithmic negativity of the state $\rho(t)$ can be obtained numerically. In Fig. 7, we plot the logarithmic negativity $N(t)$ as a function of time t when the dissipation parameters of the system take various values. Here, Figs. 7(a) and 7(c) are plotted for various values of γ_q and \bar{n}_q , while Figs. 7(b) and 7(d) show the curves corresponding to different values of κ_r and \bar{n}_r . Similar to the pure-state case in Fig. 2, at the decoupling times $t_m = 2m\pi/\delta$ for natural numbers m , the qubit and the oscillator decouple and the logarithmic negativity becomes zero. In the middle

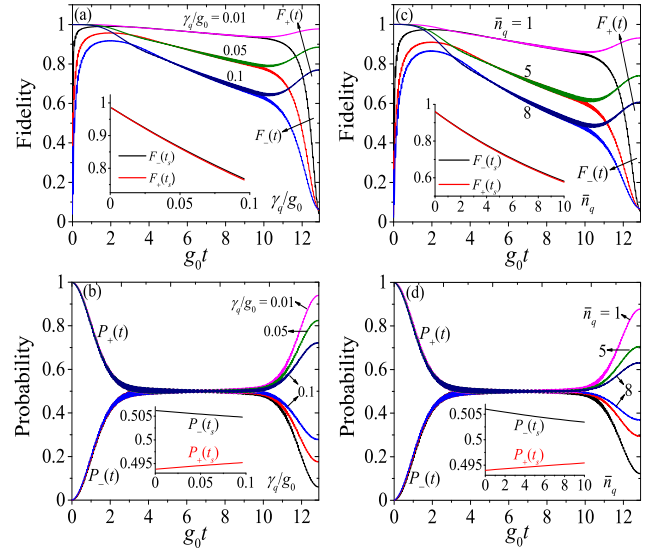


FIG. 8. The fidelities $F_{\pm}(t)$ and the probabilities $P_{\pm}(t)$ as functions of time t at (a),(b) $\bar{n}_q = 0$ and $\gamma_q/g_0 = 0.01, 0.05$, and 0.1 ; (c),(d) $\gamma_q/g_0 = 0.01$ and $\bar{n}_q = 1, 5$, and 8 . Other parameters are $\omega_r/g_0 = 200$, $n_0 = 1$, $\xi = 1.5271$, $\delta = g$, $\kappa_r/g_0 = 0.001$, and $\bar{n}_r = 0$. The insets are the fidelities $F_{\pm}(t_s)$ and the probabilities $P_{\pm}(t_s)$ at $t_s = \pi/\delta$ vs γ_q and \bar{n}_q .

durations between neighboring decoupling times, the logarithmic negativity decreases with time. When the values around the decoupling times are ignored, the logarithmic negativity in these middle durations exhibits a tendency to smoothly decrease. For larger values of decay rates and thermal excitation numbers, the logarithmic negativity decays faster.

C. Fidelity and probability of the cat states

As explained in Sec. III, in order to create quantum superpositions in the oscillator, we need to perform a projective measurement on the qubit. For a density matrix $\rho(t)$, when the qubit is detected in states $|\pm\rangle_q$, the reduced density matrices of the oscillator are

$$\rho_r^{(\pm)}(t) = \frac{1}{2P_{\pm}(t)} \sum_{m,n=0}^{\infty} \Lambda_{m,n}^{(\pm)}(t)|m\rangle_r \langle n|, \quad (40)$$

where we introduced the variables

$$\begin{aligned} \Lambda_{m,n}^{(\pm)}(t) = & \rho_{1,m,1,n}(t) + \rho_{0,m,0,n}(t) \\ & \pm [\rho_{1,m,0,n}(t) + \rho_{0,m,1,n}(t)], \end{aligned} \quad (41)$$

and the probabilities for detecting the qubit states $|\pm\rangle_q$,

$$P_{\pm}(t) = \frac{1}{2} \sum_{m=0}^{\infty} \Lambda_{m,m}^{(\pm)}(t). \quad (42)$$

We can evaluate the efficiency of the state generation by calculating the fidelities $F_{\pm}(t) = \langle \alpha_{\pm}(t) | \rho_r^{(\pm)}(t) | \alpha_{\pm}(t) \rangle_r$ between

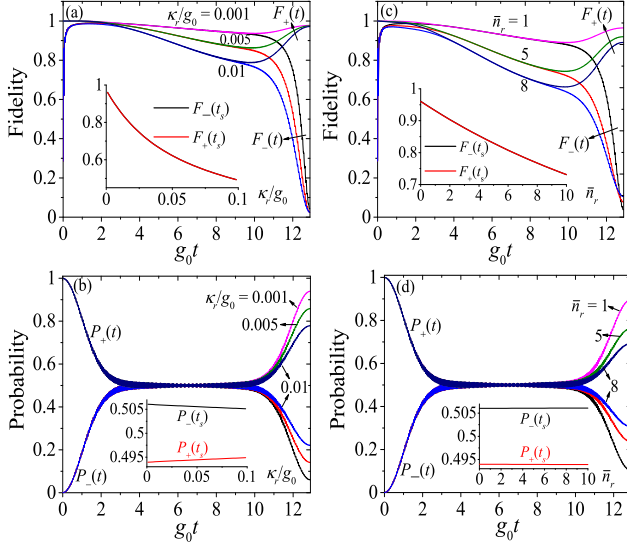


FIG. 9. The fidelities $F_{\pm}(t)$ and the probabilities $P_{\pm}(t)$ as functions of time t at (a),(b) $\bar{n}_r = 0$ and $\kappa_r/g_0 = 0.001, 0.005$, and 0.01 ; (c),(d) $\kappa_r/g_0 = 0.001$ and $\bar{n}_r = 1, 5$, and 8 . Other parameters are $\omega_r/g_0 = 200$, $n_0 = 1$, $\xi = 1.5271$, $\delta = g$, $\gamma_q/g_0 = 0.01$, and $\bar{n}_q = 0$. The insets are the fidelities $F_{\pm}(t_s)$ and the probabilities $P_{\pm}(t_s)$ at $t_s = \pi/\delta$ versus κ_r and \bar{n}_r .

the generated states $\rho_r^{(\pm)}(t)$ and the target states $|\alpha_{\pm}(t)\rangle_r$. The fidelities have the form

$$F_+(t) = \frac{2\mathcal{N}_+^2(t)e^{-|\alpha(t)|^2}}{P_+(t)} \sum_{l,l'=0}^{\infty} \Lambda_{2l',2l}^{(+)}(t) \frac{[\alpha^*(t)]^{2l'} \alpha^{2l}(t)}{\sqrt{(2l')!(2l)!}}, \quad (43a)$$

$$F_-(t) = \frac{2\mathcal{N}_-^2(t)e^{-|\alpha(t)|^2}}{P_-(t)} \sum_{l,l'=0}^{\infty} \Lambda_{2l'+1,2l+1}^{(-)}(t) \frac{[\alpha^*(t)]^{(2l'+1)} \alpha^{2l+1}(t)}{\sqrt{(2l'+1)!(2l+1)!}}. \quad (43b)$$

In Fig. 8, we display the time dependence of the fidelities $F_{\pm}(t)$ and the probabilities $P_{\pm}(t)$ at selected values of qubit decay rate γ_q and thermal excitation number \bar{n}_q . In the intermediate duration of $g_0t \approx 3 - 10$ [corresponding to $|\alpha(t)| > 1.3$ and $\exp(-2|\alpha(t)|^2) < 0.034$], the fidelities $F_+(t)$ and $F_-(t)$ have approximately equal values, and the probabilities $P_+(t) \approx P_-(t) \approx 1/2$. At a given time in this duration, $F_{\pm}(t)$ decrease with the increase of γ_q and \bar{n}_q . This feature can be seen more clearly at time $t_s = \pi/\delta$ when the displacement reaches its peak values. As shown in the insets of Figs. 8(a) and 8(c), $F_{\pm}(t_s)$ decrease rapidly with the increase of γ_q and \bar{n}_q . On the contrary, the probability $P_+(t_s)$ [$P_-(t_s)$] at the peak only increases (decreases) very slowly with the increase of γ_q and \bar{n}_q , under the normalization $P_+(t_s) + P_-(t_s) = 1$ [the insets in Figs. 8(b) and 8(d)]. Around the times $g_0t = 0$ and 12.91 , $F_+(t)$ and $F_-(t)$ have different values. Here, $F_+(t \rightarrow 0) = 1$ because $|\alpha_+(t \rightarrow 0)\rangle_r = |0\rangle_r$ is exactly the initial state. The value $F_-(t \rightarrow 0) = 0$ because $|\alpha_-(t \rightarrow 0)\rangle_r = |1\rangle_r$. The corresponding probability $P_-(0) = 0$ in the ideal case. Approaching the time $g_0t = 12.91$, the fidelity $F_+(t)$ [$F_-(t)$] has a tendency of increasing (decreasing). The probabilities $P_{\pm}(t)$ have small deviation from the analytical results in Fig. 5, and

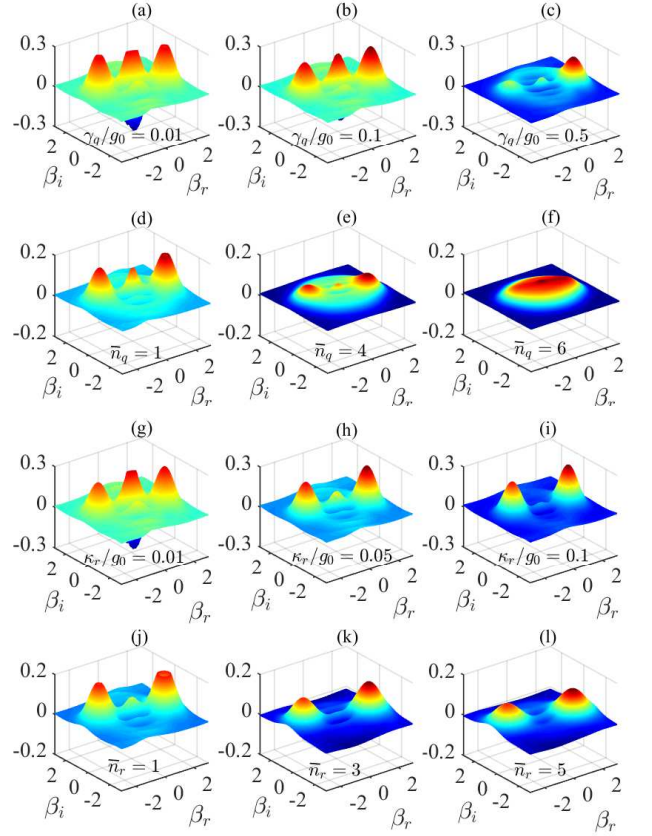


FIG. 10. The Wigner function $W^{(+)}(\beta)$ for the state $\rho_r^{(+)}(t_s)$ in various cases. (a)-(c) $\kappa_r/g_0 = 0.02$, $\bar{n}_r = 0$, $\bar{n}_q = 0$, and $\gamma_q/g_0 = 0.01, 0.1, 0.5$; (d)-(f) $\kappa_r/g_0 = 0.02$, $\bar{n}_r = 0$, $\gamma_q/g_0 = 0.1$, and $\bar{n}_q = 1, 4, 6$; (g)-(i) $\gamma_q/g_0 = 0.1$, $\bar{n}_q = 0$, $\bar{n}_r = 0$, and $\kappa_r/g_0 = 0.01, 0.05, 0.1$; (j)-(l) $\gamma_q/g_0 = 0.1$, $\bar{n}_q = 0$, $\kappa_r/g_0 = 0.02$, and $\bar{n}_r = 1, 3, 5$. Other parameters are $\omega_r/g_0 = 200$, $n_0 = 1$, $\xi = 1.5271$, and $\delta = g$.

the deviation increases with γ_q and \bar{n}_q .

In Fig. 9, we plot the fidelities $F_{\pm}(t)$ and the probabilities $P_{\pm}(t)$ at various values of the oscillator decay rate κ_r and the thermal excitation number \bar{n}_r , as well as the fidelities $F_{\pm}(t_s)$ and the probabilities $P_{\pm}(t_s)$ at the peak position t_s . We can see similar behavior as that in Fig. 8. During the time period with $|\alpha(t)| > 1$, the fidelities $F_+(t)$ and $F_-(t)$ have approximately equal values, and they decrease with the increase of κ_r and \bar{n}_r . The probabilities $P_+(t)$ and $P_-(t)$ are approximately equal to $1/2$. The probabilities and fidelities at time t_s are also similar to those in Fig. 8.

D. The Wigner function and the probability distribution of the rotated quadrature operators

In the open-system case, the dissipation of the system will attenuate the macroscopic quantum coherence in the generated cat states. For the density matrices (40) of the oscillator,

the Wigner functions can be obtained as

$$W^{(\pm)}(\beta) = \frac{1}{\pi P_{\pm}(t)} \sum_{l,m,n=0}^{\infty} (-1)^l \Lambda_{m,n}^{(\pm)}(t) \times \langle l|D^{\dagger}(\beta)|m\rangle_r \langle n|D(\beta)|l\rangle_r, \quad (44)$$

where the matrix elements of the displacement operator are calculated with Eq. (33).

In Fig. 10 we plot the Wigner function $W^{(+)}(\beta)$ of the density matrix $\rho_r^{(+)}(t_s)$ when the decay rates and the thermal excitation numbers take various values. Here we only show the Wigner function $W^{(+)}(\beta)$ for concision because $W^{(-)}(\beta)$ has a similar parameter dependence. We can see from Fig. 10 that, with the increase of the decay rate γ_q (κ_r) and the thermal excitation number \bar{n}_q (\bar{n}_r) of the qubit (oscillator), the interference pattern (the region between these two peaks) in the Wigner function attenuates gradually, which means that the dissipations of the qubit and the oscillator will hurt the macroscopic quantum coherence.

We also investigate how the dissipations of the system affect the probability distributions of the rotated quadrature operator. For states (40), the probability distributions of the rotated quadrature operator $\hat{X}(\theta)$ can be obtained as

$$P^{(\pm)}[X(\theta)] = \frac{e^{-X^2(\theta)}}{2P_{\pm}(t)} \sum_{m,n=0}^{\infty} \frac{\Lambda_{m,n}^{(\pm)}(t)}{\sqrt{\pi 2^{m+n} m! n!}} \times H_m[X(\theta)] H_n[X(\theta)] e^{i\theta(n-m)}. \quad (45)$$

In Fig. 11, we plot the probability distribution $P^{(+)}[X(\theta_0)]$ for the state $\rho_r^{(+)}(t_s)$ at selected values of the decay rate γ_q (κ_r) and the thermal excitation number \bar{n}_q (\bar{n}_r) of the qubit (oscillator). It can be seen that with the increase of the four parameters, the oscillation amplitude of the probability distribution decreases gradually. This means that the dissipations of the qubit and the oscillator attenuate the quantum interference and coherence in these cat states. We also studied the influence of the system's dissipations on the probability distribution $P^{(-)}[X(\theta_0)]$ for the state $\rho_r^{(-)}(t_s)$, and a similar parameter dependence can be seen in this case.

V. OTHER TYPES OF QUBIT-OSCILLATOR COUPLING

Our approach can be applied to various other types of qubit-oscillator coupling. One example is a qubit-oscillator system with the Hamiltonian,

$$H_1(t) = \xi\omega_0 \cos(\omega_0 t) \sigma_z + \omega_r a^{\dagger} a + g_0 \sigma_x (a + a^{\dagger}). \quad (46)$$

In this model, the displacement of the oscillator can be amplified by the driving on the qubit $\xi\omega_0 \cos(\omega_0 t) \sigma_z$, which can be easily proved with the same procedure as that in Sec. II by replacing σ_z in the transformation [Eq. (2)] with σ_x and assuming $\omega_q = 0$.

Another example is a Jaynes-Cummings type of coupling described by the Hamiltonian,

$$H_2(t) = \frac{\omega_q}{2} \sigma_z + \xi\omega_0 \cos(\omega_0 t) \sigma_x + \omega_r a^{\dagger} a + g_0 (\sigma_+ a + \sigma_- a^{\dagger}). \quad (47)$$

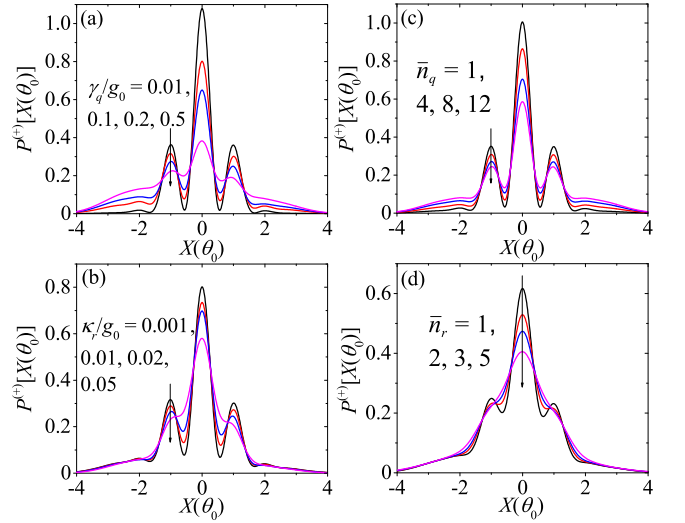


FIG. 11. The probability distribution $P^{(+)}[X(\theta_0)]$ of the rotated quadrature operator $\hat{X}(\theta_0)$ for the state $\rho_r^{(+)}(t_s)$ in various cases: (a) $\kappa_r/g_0 = 0.001$, $\bar{n}_r = 0$, $\bar{n}_q = 0$, and $\gamma_q/g_0 = 0.01, 0.1, 0.2, 0.5$; (b) $\gamma_q/g_0 = 0.1$, $\bar{n}_q = 0$, $\bar{n}_r = 0$, and $\kappa_r/g_0 = 0.001, 0.01, 0.02, 0.05$; (c) $\kappa_r/g_0 = 0.001$, $\bar{n}_r = 0$, $\gamma_q/g_0 = 0.01$, and $\bar{n}_q = 1, 4, 8, 12$; (d) $\gamma_q/g_0 = 0.1$, $\bar{n}_q = 0$, $\kappa_r/g_0 = 0.01$, and $\bar{n}_r = 1, 2, 3, 5$. Other parameters are $\omega_r/g_0 = 200$, $n_0 = 1$, $\xi = 1.5271$, and $\delta = g$.

Here the qubit is driven by a σ_x field with frequency ω_0 . We can use the transformation $V(t)$ given in Eq. (2). In the rotating frame defined by $V(t)$, the Hamiltonian becomes

$$\begin{aligned} \tilde{H}_2(t) &= V^{\dagger}(t) H_2(t) V(t) - iV^{\dagger}(t) \dot{V}(t) \\ &= \frac{\omega_q}{2} \left\{ \cos[2\xi \sin(\omega_0 t)] \sigma_z + \sin[2\xi \sin(\omega_0 t)] \sigma_y \right\} \\ &\quad + i \frac{g_0}{2} \cos[2\xi \sin(\omega_0 t)] \sigma_y (a e^{-i\omega_r t} - a^{\dagger} e^{i\omega_r t}) \\ &\quad - i \frac{g_0}{2} \sin[2\xi \sin(\omega_0 t)] \sigma_z (a e^{-i\omega_r t} - a^{\dagger} e^{i\omega_r t}) \\ &\quad + \frac{g_0}{2} \sigma_x (a e^{-i\omega_r t} + a^{\dagger} e^{i\omega_r t}). \end{aligned} \quad (48)$$

In terms of the Jacobi-Anger expansions in Eq. (4), we can decompose $\tilde{H}_2(t)$ into different frequency components. Under the condition,

$$\omega_q/2 \ll \omega_0, \quad \delta' \leq g', \quad g_0 \ll \omega_0, \quad \omega_r, \quad (49)$$

where $\delta' = \omega_r - (2n_0 - 1)\omega_0$ and $g' = g_0 J_{2n_0-1}(2\xi)/2$, we obtain an approximate Hamiltonian

$$\tilde{H}_{\text{RWA}}^{(2)}(t) \approx \frac{\omega_q}{2} J_0(2\xi) \sigma_z - g' \sigma_z (a e^{-i\delta' t} + a^{\dagger} e^{i\delta' t}) \quad (50)$$

by applying the RWA. In this case, the maximum displacement of the oscillator is $2g'/\delta'$, which is significantly enhanced by choosing a small δ' . Based on this Hamiltonian, one can prove the generation of macroscopic Schrödinger's cat states in the oscillator using the same procedure as that in Sec. III.

VI. DISCUSSIONS

To implement the above scheme, one needs appropriate procedures for initial-state preparation, qubit-state detection, and quantum tomography of the oscillator state. The superposition state of the qubit can be easily prepared by applying pulses to rotate the qubit state. By driving the qubit with a $\pi/2$ pulse, the qubit can evolve from the states $|0\rangle_q$ and $|1\rangle_q$ to the states $|\pm\rangle_q$. The ground state of the oscillator can be prepared with ground-state cooling techniques that have been realized in several experiments [62, 63]. Various approaches to measuring the qubit have been developed and have been demonstrated in experiments. The superposed states of the oscillator can be measured with quantum-state tomography schemes [64] for electrical [65] or mechanical [66] resonators.

One potential experimental system to demonstrate the proposed scheme is a superconducting qubit coupled to a nanomechanical resonator [52]. For example, we can have a transmon qubit coupled to a nanomechanical resonator capacitively. This system is described by Hamiltonian (1). Realistic parameters of this system could be: $\omega_r = 2\pi \times 58$ MHz, $g_0 \approx 2\pi \times 0.3 - 2.3$ MHz, and $\kappa_r \approx 2\pi \times 0.967 - 1.934$ kHz. Here the ratio ω_r/g_0 is in the range of 20 - 200. By varying the gate voltage, we can have $\omega_q = 0$. The values of δ , ξ , and n_0 can be chosen to satisfy the RWA condition (7) by using a well-designed magnetic flux threading through the superconducting quantum interference device loop of the qubit. To observe macroscopic quantum coherence, the influence of dissipation should be negligible during the whole process of the state generation. When we choose $g_0 \approx 2\pi \times 2.3$ MHz, $\delta = g$, and $\xi = 1.5271$, the state-generation time is $t_s = \pi/\delta \approx 0.45 \mu\text{s}$. In the nanomechanical system, the decay rate of the resonator is much smaller than the coupling strength with $\kappa_r/g_0 \approx 10^{-3}$. With thermal phonon number on the order of 10, the mechanical dissipation will not strongly affect the quantum coherence. Meanwhile, the life time of superconducting qubits in current technology can reach $100 \mu\text{s}$, far exceeding the duration of the state-generation scheme [67]. These parameters show that it is promising to observe macroscopic quantum coherence in the proposed state-generation scheme.

VII. CONCLUSIONS

To conclude, we proposed a scheme to generate macroscopic Schrödinger-cat states in a generic coupled qubit-oscillator system. The scheme is realized by introducing a monochromatic driving on the qubit that is coupled to the oscillator by a conditional displacement interaction. Under appropriate conditions, the driving on the qubit induces an effective resonant or near-resonant force acting on the oscillator, which can amplify the displacement of the oscillator to exceed the amplitude of quantum fluctuations. We studied the state preparation process in detail in both the closed- and open-system cases. We also studied the quantum interference and coherence in the generated states by calculating the Wigner function and the probability distribution of the rotated quadrature operator. Our results show that the proposed method could be a realistic scheme to generate strong quan-

tum superposition in macroscopic systems.

ACKNOWLEDGMENTS

J.Q.L. and L.T. are supported by the National Science Foundation under Award No. NSF-DMR-0956064. J.F.H. is supported by the National Natural Science Foundation of China under Grants No. 11447102 and No. 11505055.

Appendix: Derivation of Eq. (9)

In this appendix, we present a detailed derivation of the unitary evolution operator $U(t)$ given in Eq. (9). For the Hamiltonian $\tilde{H}_{\text{RWA}}(t) = g\sigma_z(ae^{-i\delta t} + a^\dagger e^{i\delta t})$, the unitary evolution operator $U(t)$ is determined by the equation $i\partial U(t)/\partial t = \tilde{H}_{\text{RWA}}(t)U(t)$ subject to the initial condition $U(0) = I$, where I is the identity matrix in the Hilbert space of the system. Formally, we can express the operator $U(t)$ as

$$U(t) = \mathcal{T} \exp \left\{ \int_0^t [-i\tilde{H}_{\text{RWA}}(\tau)] d\tau \right\}, \quad (\text{A.1})$$

where \mathcal{T} is the time-ordering operator. According to the Magnus theory, the operator $U(t)$ can be expressed as

$$U(t) = \exp[\Lambda(t)], \quad \Lambda(t) = \sum_{k=1}^{\infty} \Lambda_k(t). \quad (\text{A.2})$$

Here the variables $\Lambda_k(t)$ are defined by

$$\begin{aligned} \Lambda_1(t) &= \int_0^t [-i\tilde{H}_{\text{RWA}}(t_1)] dt_1, \\ \Lambda_2(t) &= \frac{1}{2} \int_0^t dt_1 \int_0^{t_1} dt_2 [-i\tilde{H}_{\text{RWA}}(t_1), -i\tilde{H}_{\text{RWA}}(t_2)], \\ \Lambda_3(t) &= \frac{1}{6} \int_0^t dt_1 \int_0^{t_1} dt_2 \int_0^{t_2} dt_3 \\ &\quad \times \left([-i\tilde{H}_{\text{RWA}}(t_1), [-i\tilde{H}_{\text{RWA}}(t_2), -i\tilde{H}_{\text{RWA}}(t_3)]] \right. \\ &\quad \left. + [-i\tilde{H}_{\text{RWA}}(t_3), [-i\tilde{H}_{\text{RWA}}(t_2), -i\tilde{H}_{\text{RWA}}(t_1)]] \right), \\ \Lambda_{k>3}(t) &= \dots \end{aligned} \quad (\text{A.3})$$

Here $[A, B] = AB - BA$ is the matrix commutator of A and B , and the higher-order terms consist of the integral of the commutators of Hamiltonians at different times. Since the commutator of two Hamiltonians at different times is a c-number, i.e.,

$$[-i\tilde{H}_{\text{RWA}}(t'), -i\tilde{H}_{\text{RWA}}(t'')] = 2ig^2 \sin[\delta(t' - t'')], \quad (\text{A.4})$$

the third- and higher-order terms in the Magnus expansion vanish, $\Lambda_{k>2}(t) = 0$. Using the Hamiltonian $\tilde{H}_{\text{RWA}}(t)$, we obtain

$$\begin{aligned} \Lambda_1(t) &= \sigma_z \left[\frac{g}{\delta} (1 - e^{i\delta t}) a^\dagger - \frac{g}{\delta} (1 - e^{-i\delta t}) a \right], \\ \Lambda_2(t) &= i \frac{g^2}{\delta^2} [\delta t - \sin(\delta t)]. \end{aligned} \quad (\text{A.5})$$

Then the operator $U(t)$ can be expressed by Eq. (9).

-
- [1] P. A. M. Dirac, *The Principles of Quantum Mechanics* (Oxford University Press, Oxford, 1958).
- [2] A. J. Leggett, Testing the limits of quantum mechanics: Motivation, state of play, prospects, *J. Phys.: Condens. Matter* **14**, R415 (2002).
- [3] W. H. Zurek, Decoherence and the transition from quantum to classical, *Phys. Today* **44**, 36 (1991).
- [4] M. Arndt and K. Hornberger, Testing the limits of quantum mechanical superpositions, *Nat. Phys.* **10**, 271 (2014) and references therein.
- [5] S. Nimmrichter and K. Hornberger, Macroscopicity of mechanical quantum superposition states, *Phys. Rev. Lett.* **110**, 160403 (2013).
- [6] J. Clarke, A. N. Cleland, M. H. Devoret, D. Esteve, and J. M. Martinis, Quantum mechanics of a macroscopic variable: The phase difference of a Josephson junction, *Science* **239**, 992 (1988).
- [7] J. R. Friedman, V. Patel, W. Chen, S. K. Tolpygo, and J. E. Lukens, Quantum superposition of distinct macroscopic states, *Nature (London)* **406**, 43 (2000).
- [8] C. H. van der Wal, A. C. J. ter Haar, F. K. Wilhelm, R. N. Schouten, C. J. P. M. Harmans, T. P. Orlando, S. Lloyd, and J. E. Mooij, Quantum superposition of macroscopic persistent-current states, *Science* **290**, 773 (2000).
- [9] M. Brune, E. Hagley, J. Dreyer, X. Maître, A. Maali, C. Wunderlich, J. M. Raimond, and S. Haroche, Observing the progressive decoherence of the “meter” in a quantum measurement, *Phys. Rev. Lett.* **77**, 4887 (1996).
- [10] A. Auffeves, P. Maioli, T. Meunier, S. Gleyzes, G. Nogues, M. Brune, J. M. Raimond, and S. Haroche, Entanglement of a mesoscopic field with an atom induced by photon graininess in a cavity, *Phys. Rev. Lett.* **91**, 230405 (2003).
- [11] J. S. Neergaard-Nielsen, B. M. Nielsen, C. Hettich, K. Mølmer, and E. S. Polzik, Generation of a superposition of odd photon number states for quantum information networks, *Phys. Rev. Lett.* **97**, 083604 (2006).
- [12] A. Ourjoumtsev, R. Tualle-Brouri, J. Laurat, and P. Grangier, Generating optical Schrödinger kittens for quantum information processing, *Science* **312**, 83 (2006).
- [13] A. Ourjoumtsev, H. Jeong, R. Tualle-Brouri, and P. Grangier, Generation of optical ‘Schrödinger cats’ from photon number states, *Nature (London)* **448**, 784 (2007).
- [14] K. Wakui, H. Takahashi, A. Furusawa, and M. Sasaki, Photon subtracted squeezed states generated with periodically poled KTiOPO₄, *Opt. Express*, **15**, 3568 (2007).
- [15] S. Deléglise, I. Dotsenko, C. Sayrin, J. Bernu, M. Brune, J. Raimond, and S. Haroche, Reconstruction of non-classical cavity field states with snapshots of their decoherence, *Nature (London)* **455**, 510 (2008).
- [16] B. Vlastakis, G. Kirchmair, Z. Leghtas, S. E. Nigg, L. Frunzio, S. M. Girvin, M. Mirrahimi, M. H. Devoret, and R. J. Schoelkopf, Deterministically encoding quantum information using 100-photon Schrödinger cat states, *Science* **342**, 607 (2013).
- [17] Z. Leghtas, S. Touzard, I. M. Pop, A. Kou, B. Vlastakis, A. Petrenko, K. M. Sliwa, A. Narla, S. Shankar, M. J. Hatridge, M. Reagor, L. Frunzio, R. J. Schoelkopf, M. Mirrahimi, and M. H. Devoret, Confining the state of light to a quantum manifold by engineered two-photon loss, *Science* **347**, 853 (2015).
- [18] C. Monroe, D. M. Meekhof, B. E. King, and D. J. Wineland, A “Schrödinger Cat” superposition state of an atom, *Science* **272**, 1131 (1996).
- [19] M. Arndt, O. Nairz, J. Vos-Andreae, C. Keller, G. van der Zouw, and A. Zeilinger, Wave-particle duality of C₆₀ molecules, *Nature (London)* **401**, 680 (1999).
- [20] X. M. H. Huang, C. A. Zorman, M. Mehregany, and M. L. Roukes, Nanoelectromechanical systems: Nanodevice motion at microwave frequencies, *Nature (London)* **421**, 496 (2003).
- [21] K. L. Ekinci and M. L. Roukes, Nanoelectromechanical systems, *Rev. Sci. Instrum.* **76**, 061101 (2005).
- [22] K. C. Schwab and M. L. Roukes, Putting mechanics into quantum mechanics, *Phys. Today* **58**, 36 (2005).
- [23] A. D. O’Connell, M. Hofheinz, M. Ansmann, R. C. Bialczak, M. Lenander, E. Lucero, M. Neeley, D. Sank, H. Wang, M. Weides, J. Wenner, J. M. Martinis, and A. N. Cleland, Quantum ground state and single-phonon control of a mechanical resonator, *Nature (London)* **464**, 697 (2010).
- [24] M. Blencowe, Quantum electromechanical systems, *Phys. Rep.* **395**, 159 (2004).
- [25] M. Poot and H. S. J. van der Zant, Mechanical systems in the quantum regime, *Phys. Rep.* **511**, 273 (2012).
- [26] Z.-L. Xiang, S. Ashhab, J. Q. You, and F. Nori, Hybrid quantum circuits: Superconducting circuits interacting with other quantum systems, *Rev. Mod. Phys.* **85**, 623 (2013).
- [27] A. D. Armour, M. P. Blencowe, and K. C. Schwab, Entanglement and decoherence of a micromechanical resonator via coupling to a Cooper-pair box, *Phys. Rev. Lett.* **88**, 148301 (2002).
- [28] W. Marshall, C. Simon, R. Penrose, and D. Bouwmeester, Towards quantum superpositions of a mirror, *Phys. Rev. Lett.* **91**, 130401 (2003).
- [29] S. Ashhab and F. Nori, Qubit-oscillator systems in the ultrastrong-coupling regime and their potential for preparing nonclassical states, *Phys. Rev. A* **81**, 042311 (2010).
- [30] T. Niemczyk, F. Deppe, H. Huebl, E. P. Menzel, F. Hocke, M. J. Schwarz, J. J. Garcia-Ripoll, D. Zueco, T. Hümmer, E. Solano, A. Marx, and R. Gross, Circuit quantum electrodynamics in the ultrastrong-coupling regime, *Nat. Phys.* **6**, 772 (2010).
- [31] G. J. Milburn, Quantum and classical Liouville dynamics of the anharmonic oscillator, *Phys. Rev. A* **33**, 674 (1986).
- [32] B. Yurke and D. Stoler, Generating quantum mechanical superpositions of macroscopically distinguishable states via amplitude dispersion, *Phys. Rev. Lett.* **57**, 13 (1986).
- [33] A. Miranowicz, R. Tanas, and S. Kielich, Generation of discrete superpositions of coherent states in the anharmonic oscillator model, *Quantum Opt.* **2**, 253 (1990).
- [34] J. Gea-Banacloche, Atom- and field-state evolution in the Jaynes-Cummings model for large initial fields, *Phys. Rev. A* **44**, 5913 (1991).
- [35] M. Brune, S. Haroche, J. M. Raimond, L. Davidovich, and N. Zagury, Manipulation of photons in a cavity by dispersive atom-field coupling: Quantum-nondemolition measurements and generation of “Schrödinger cat” states, *Phys. Rev. A* **45**, 5193 (1992).
- [36] V. Bužek, H. Moya-Cessa, P. L. Knight, and S. J. D. Phoenix, Schrödinger-cat states in the resonant Jaynes-Cummings model: Collapse and revival of oscillations of the photon-number distribution, *Phys. Rev. A* **45**, 8190 (1992).
- [37] L. Davidovich, M. Brune, J. M. Raimond, and S. Haroche, Mesoscopic quantum coherences in cavity QED: Preparation and decoherence monitoring schemes, *Phys. Rev. A* **53**, 1295 (1996).

- [38] S.-B. Zheng, Preparation of motional macroscopic quantum-interference states of a trapped ion, *Phys. Rev. A* **58**, 761 (1998).
- [39] C. C. Gerry, Generation of optical macroscopic quantum superposition states via state reduction with a Mach-Zehnder interferometer containing a Kerr medium, *Phys. Rev. A* **59**, 4095 (1999).
- [40] Y. X. Liu, L. F. Wei, and F. Nori, Preparation of macroscopic quantum superposition states of a cavity field via coupling to a superconducting charge qubit, *Phys. Rev. A* **71**, 063820 (2005).
- [41] J. Q. Liao and L. M. Kuang, Nanomechanical resonator coupling with a double quantum dot: quantum state engineering, *Eur. Phys. J. B* **63**, 79 (2008).
- [42] O. Romero-Isart, A. C. Pflanzer, F. Blaser, R. Kaltenbaek, N. Kiesel, M. Aspelmeyer, and J. I. Cirac, Large quantum superpositions and interference of massive nanometer-sized objects, *Phys. Rev. Lett.* **107**, 020405 (2011).
- [43] Z.-Q. Yin, T. Li, X. Zhang, and L. M. Duan, Large quantum superpositions of a levitated nanodiamond through spin-optomechanical coupling, *Phys. Rev. A* **88**, 033614 (2013).
- [44] H. Tan, F. Bariani, G. Li, and P. Meystre, Generation of macroscopic quantum superpositions of optomechanical oscillators by dissipation, *Phys. Rev. A* **88**, 023817 (2013).
- [45] W. Ge and M. S. Zubairy, Macroscopic optomechanical superposition via periodic qubit flipping, *Phys. Rev. A* **91**, 013842 (2015).
- [46] J.-Q. Zhang, W. Xiong, S. Zhang, Y. Li, and M. Feng, Generating the Schrödinger cat state in a nanomechanical resonator coupled to a charge qubit, *Ann. Phys.* **527**, 180 (2015).
- [47] L. Tian, Entanglement from a nanomechanical resonator weakly coupled to a single Cooper-pair box, *Phys. Rev. B* **72**, 195411 (2005).
- [48] S. Kolkowitz, A. C. Bleszynski Jayich, Q. P. Unterreithmeier, S. D. Bennett, P. Rabl, J. G. E. Harris, and M. D. Lukin, Coherent sensing of a mechanical resonator with a single-spin qubit, *Science* **335**, 1603 (2012).
- [49] S. D. Bennett, S. Kolkowitz, Q. P. Unterreithmeier, P. Rabl, A. C. Bleszynski Jayich, J. G. E. Harris, and M. D. Lukin, Measuring mechanical motion with a single spin, *New J. Phys.* **14**, 125004 (2012).
- [50] J. Q. Liao, C. K. Law, L. M. Kuang, and F. Nori, Enhancement of mechanical effects of single photons in modulated two-mode optomechanics, *Phys. Rev. A* **92**, 013822 (2015).
- [51] A. Wallraff, D. I. Schuster, A. Blais, L. Frunzio, R.-S. Huang, J. Majer, S. Kumar, S. M. Girvin, and R. J. Schoelkopf, Strong coupling of a single photon to a superconducting qubit using circuit quantum electrodynamics, *Nature (London)* **431**, 162 (2004).
- [52] M. D. LaHaye, J. Suh, P. M. Echternach, K. C. Schwab, and M. L. Roukes, Nanomechanical measurements of a superconducting qubit, *Nature (London)* **459**, 960 (2009).
- [53] D. Rugar, R. Budakian, H. J. Mamin, and B. W. Chui, Single spin detection by magnetic resonance force microscopy, *Nature (London)* **430**, 329 (2004).
- [54] A. Asadian, C. Brukner, and P. Rabl, Probing macroscopic realism via Ramsey correlation measurements, *Phys. Rev. Lett.* **112**, 190402 (2014).
- [55] V. V. Dodonov, I. A. Malkin, and V. I. Man'ko, Even and odd coherent states and excitations of a singular oscillator, *Physica* **72**, 597 (1974).
- [56] C. H. Bennett, H. J. Bernstein, S. Popescu, and B. Schumacher, Concentrating partial entanglement by local operations, *Phys. Rev. A* **53**, 2046 (1996).
- [57] G. Vidal and R. F. Werner, Computable measure of entanglement, *Phys. Rev. A* **65**, 032314 (2002).
- [58] M. B. Plenio, Logarithmic negativity: a full entanglement monotone that is not convex, *Phys. Rev. Lett.* **95**, 090503 (2005).
- [59] V. Buzek and P. L. Knight, Quantum interference, superposition states of light, and nonclassical effects. *Progress in Optics XXXIV*, edited by E. Wolf (Elsevier, Amsterdam, 1995).
- [60] D. F. Walls and G. J. Milburn, *Quantum Optics* (Springer, Berlin, 2008).
- [61] F. A. M. de Oliveira, M. S. Kim, P. L. Knight, and V. Buek, Properties of displaced number states, *Phys. Rev. A* **41**, 2645 (1990).
- [62] J. D. Teufel, T. Donner, D. Li, J. W. Harlow, M. S. Allman, K. Cicak, A. J. Sirois, J. D. Whittaker, K. W. Lehnert, and R. W. Simmonds, Sideband cooling of micromechanical motion to the quantum ground state, *Nature (London)* **475**, 359 (2011).
- [63] J. Chan, T. P. Mayer Alegre, A. H. Safavi-Naeini, J. T. Hill, A. Krause, S. Gröblacher, M. Aspelmeyer, and O. Painter, Laser cooling of a nanomechanical oscillator into its quantum ground state, *Nature (London)* **478**, 89 (2011).
- [64] A. I. Lvovsky and M. G. Raymer, Continuous-variable optical quantum-state tomography, *Rev. Mod. Phys.* **81**, 299 (2009).
- [65] L. G. Lutterbach and L. Davidovich, Method for direct measurement of the Wigner function in cavity QED and ion traps, *Phys. Rev. Lett.* **78**, 2547 (1997).
- [66] P. Rabl, A. Shnirman, and P. Zoller, Generation of squeezed states of nanomechanical resonators by reservoir engineering, *Phys. Rev. B* **70**, 205304 (2004).
- [67] C. Rigetti, J. M. Gambetta, S. Poletto, B. L. T. Plourde, J. M. Chow, A. D. Córcoles, J. A. Smolin, S. T. Merkel, J. R. Rozen, G. A. Keefe, M. B. Rothwell, M. B. Ketchen, and M. Steffen, Superconducting qubit in a waveguide cavity with a coherence time approaching 0.1 ms, *Phys. Rev. B* **86**, 100506(R) (2012).