

DDoS Attacks in Cloud Computing: Issues, Taxonomy, and Future Directions

GAURAV SOMANI, Central University of Rajasthan, Ajmer, India
 MANOJ SINGH GAUR, Malaviya National Institute of Technology, Jaipur, India
 DHEERAJ SANGHI, Indian Institute of Technology, Kanpur, India
 MAURO CONTI, University of Padua, Padua, Italy
 RAJKUMAR BUYYA, The University of Melbourne, Australia

Cloud security related issues are relevant for various stakeholders in decision-making for cloud adoption. Apart from data breaches, the attack space is also being re-looked for cloud-specific solutions as it also affects resource management and delivery of service quality. Distributed Denial of Service (DDoS) attack is one such fatal attack in the cloud space. This survey paper aims to present developments related to DDoS attack solutions in the cloud. We also expand our discussion to a novel subclass of Denial of Service (DoS) attack, i.e., the Economic Denial of Sustainability (EDoS) attack that has recently reported in the literature. This comprehensive survey provides detailed insight into the characterization, prevention, detection and mitigation mechanisms of these attacks. Additionally, a comprehensive solution taxonomy has been prepared to classify methods used by various contributions. This survey concludes that there is a high requirement of solutions, which are designed keeping utility computing models in mind. Accurate auto scaling decisions, multi-layer mitigation, and defense using profound resources, are some of the key requirements of desired solutions. At the end, we provide a definite guideline on effective solution building and its detailed requirements to help the community towards designing defense mechanisms.

Categories and Subject Descriptors: C.2.0 [Computer-Communication Networks]: General-Security and protection (e.g., firewalls)

General Terms: Security and Economics

Additional Key Words and Phrases: Cloud Computing, Denial of Service (DoS), Distributed Denial of Service Attack (DDoS) and Economic Denial of Service Attack (EDoS), Scalability, On Demand computing

ACM Reference Format:

Gaurav Somani, Manoj Singh Gaur, Dheeraj Sanghi, Mauro Conti and Rajkumar Buyya, 2015. DDoS Attacks in Cloud Computing: Issues, Taxonomy, and Future Directions *ACM Comput. Surv.* 1, 1, Article 1 (December 2015), 44 pages.

DOI: <http://dx.doi.org/10.1145/0000000.0000000>

Gaurav Somani is supported by a Teacher Fellowship under Faculty Development Program funded by University Grants Commission under XII Plan (2012-2017).

Mauro Conti is supported by a Marie Curie Fellowship funded by the European Commission (agreement PCIG11-GA-2012-321980). This work is also partially supported by the EU TagItSmart! Project (agreement H2020-ICT30-2015-688061), the EU-India REACH Project (agreement ICI+/2014/342-896), the Italian MIUR-PRIN TENACE Project (agreement 20103P34XC), and by the Project Tackling Mobile Malware with Innovative Machine Learning Techniques funded by the University of Padua.

Author's addresses: Gaurav Somani, Department of Computer Science and Engineering, Malaviya National Institute of Technology, Jaipur, India; Manoj Singh Gaur, Department of Computer Engineering, Malviya National Institute of Technology, Jaipur, India ; Dheeraj Sanghi, Department of Computer Science and Engineering, Indian Institute of Technology, Kanpur, India ; Mauro Conti, Department of Mathematics, University of Padua, Italy; Rajkumar Buyya, CLOUDS Lab, Department of Computing and Information Systems, The University of Melbourne, Australia

Permission to make digital or hard copies of all or part of this work for personal or classroom use is granted without fee provided that copies are not made or distributed for profit or commercial advantage and that copies bear this notice and the full citation on the first page. Copyrights for components of this work owned by others than ACM must be honored. Abstracting with credit is permitted. To copy otherwise, or republish, to post on servers or to redistribute to lists, requires prior specific permission and/or a fee. Request permissions from permissions@acm.org.

© 2015 ACM. 0360-0300/2015/12-ART1 \$15.00

DOI: <http://dx.doi.org/10.1145/0000000.0000000>

1. INTRODUCTION

Cloud computing has become a strong contender to traditional IT implementations as it offers low-cost and “pay-as-you-go” based access to computing capabilities and services on demand. Governments as well as industries have started migrating their whole or most of the IT infrastructure in to the cloud [Queenie Wong 2015]. Infrastructure clouds have promised large number of advantages as compared to on-premise fixed infrastructure. These advantages include on-demand resource availability, pay as you go billing, better hardware utilization, no in-house depreciation losses, and, no maintenance overhead. On the other hand, there is large number of questions in cloud adopters mind which have recently been discussed in literature [Kandukuri et al. 2009] [Kaufman 2010] [Buyya et al. 2012]. Most of these questions are specifically related to data and business logic [Kaufman 2009] [Takabi et al. 2010] [Subashini and Kavitha 2011]. There are many attacks that are well-addressed for traditional IT infrastructure and are now being applied to cloud computing. As data and business logic is located on a remote cloud server with no transparent control, most security concerns are not same to their earlier equivalents in non cloud infrastructures.

One of these attacks, which has traditionally been a visible and reported attack is the Denial of Service (DoS) attack [Zissis and Lekkas 2012] [Gruschka and Jensen 2010]. Traditionally, DoS attackers target the server, which is providing a service to its consumers. Behaving like a legitimate customer, DoS attackers try to flood active server in a manner such that the service becomes unavailable due to large number of requests pending and overflowing the service queue. A different flavor of DoS is Distributed DoS, or DDoS, where attackers are a group of machines targeting a particular service [Mirkovic and Reiher 2004]. There is a high rise in number of reported incidents of DDoS, which makes it one of the most important and fatal threat amongst many [Mansfield-Devine 2015].

More than 20% of enterprises in the world have seen at least one reported DDoS attack incident on their infrastructure in 2014 [Kaspersky Labs 2014]. As per report in [Pandurangi 2015], public enterprises are the major targets of these attacks and losses due to these attacks have ranged in multiple factors like reputation, business losses and downtime [Burt 2014]. Authors in [Nelson 2015] have shown a strong anticipation about the DDoS attackers target shift towards cloud infrastructure and services. Many attacks in last two years are supporting anticipations presented in this report.

Amongst many recent attacks, there are few popular attacks which gained lot of attention in the research community [Nelson 2015]. Cloud based gaming services of Microsoft and Sony were attacked by Lizard Squad which proved to be a fatal attack. Cloud service provider, Rackspace, was targeted by a massive DDoS attack on its services. In an another notable attack example, Amazon EC2 cloud servers were attacked by another massive DDoS attack. These attack incidents have incurred heavy downtime, business losses and many long term and short term effects on business processes of victims. A report by Verisign iDefense Security Intelligence Services [Tara Seals 2015] in 2015 have shown that the most attacked target of DDoS attacks in last number of quarters is cloud and SaaS (Software as a Service) sector. More than one third of all the reported DDoS attack mitigations were on cloud services. One of the most important consequence of DDoS attack in cloud is “economic losses”. Report in [Kaspersky Labs 2014], has estimated the average financial loss due to an DDoS attack is 444,000 USD. There are other reports by Neustar, which has presented the economic loss data of Q1, 2015. In this report, the average financial loss is more than 66K USD/hour [SPAMfighter News 2015]. Greatfire.org was also at-

tacked by a massive DDoS attack in March 2015, resulting into a daily cloud bill of 30K USD [Munson 2015]. DoS attacks and their characterization become completely different when applied to the context of the cloud. The difference arises mainly due to the consequences of an attack on the victim server. Infrastructure as a Service (IaaS) clouds run client services inside Virtual Machines (VMs).

Virtualization of servers is the key to the elastic and on-demand capabilities of the cloud, where VMs get more and more resources when needed and give back unused when idle. Clouds are mostly known and adopted for their on-demand computing and resource availability capabilities. This capability enables the cloud to keep giving additional resources by scaling, as and when there is a requirement on a VM. Therefore, a VM will almost never experience a resource outage (until VM owner agrees to keep paying bills of all additional resources) as ample amount of resources are available inside cloud on demand. This extraordinary feature of “elasticity” or “auto-scaling” results into a economic losses based DDoS attack which is known as Economic Denial of Sustainability (EDoS) attack or Fraudulent Resource Consumption (FRC) attack. “EDoS” was first coined by Christofer Hoff, Chief Security Architect of Unisys in 2008 [Cohen 2009]. Popular “Free-Riders Problem” in economics and business literature has many similarities to DDoS attacks in cloud [Stanford Encyclopedia of Philosophy 2003].

In this paper, we aim to provide a thorough survey of DDoS attacks in cloud environment, differentiating these attacks with the traditional DDoS attacks and survey various contributions in this space and classify them. For this purpose, a detailed taxonomy of these works has been prepared to provide an aid to comprehend this survey. In order to have useful understanding of the text, we need to introduce few terms. In particular, Cloud provider is an “Infrastructure as a Service (IaaS)” provider, who provisions VMs on-demand. On the other hand, a service provider is a cloud consumer who has placed the web service in the form of a VM (say an e-commerce application) in the infrastructure cloud provided by the cloud provider. In the end, this service is used by end users.

1.1. Need of a survey on DDoS attack in cloud

There is a number of survey papers available which includes works related to DDoS attacks in various networks both from the perspective of attacks and solutions. There are no substantial surveys available in the literature, which deals with the DDoS attacks in Cloud. There are surveys and taxonomies available which include traditional DDoS mitigations methods including attack traceback, attack filtering and attack prevention [Peng et al. 2007a] [Yu 2014] [Peng et al. 2007b] [Darwish et al. 2013] [Beitollahi and Deconinck 2012] [et al.]. There are also early surveys on DDoS mitigations in cloud which only includes limited number of works related to the area [Farahmandian et al. 2013]. Taxonomies like [Yan et al. 2015] [Shameli-Sendi et al. 2015] which highlight DDoS in cloud with the perspective of Software Defined Networks. DoS (as well as DDoS) attacks have been widely studied in the context of web servers [Douligeris and Mitrokotsa 2004a] [Mirkovic et al. 2002a] [Peng et al. 2007a] [Douligeris and Mitrokotsa 2004b], database servers [Ranjan et al. 2009], routers [Ioannidis and Bellovin 2002] and even special networks like MANETs [Yang et al. 2004] and VANETs [Parno and Perrig 2005]. However, in the following we report some important points, which highlight the timely need of this work.

- (1) Cloud computing and its related technologies are recent and require a different treatment in terms of characterization of the attack and its detection and prevention strategies. This difference in treatment has been felt by many DDoS

mitigation service providers and has also been evident in many recent incidents [Nelson 2015].

- (2) There are quite a good number of studies available which have discussed DDoS attacks, but there is no specific survey available to consider and gather solutions specific to utility computing models like cloud.
- (3) Economic aspects of the DDoS attack (quoted as EDoS) and its consequences on cloud resource allocation is entirely missing from existing surveys, thus the solutions specific to these issue are completely missing from those works.

1.2. Survey Methodology

Literature collection was done by doing an exhaustive systematic search on all the indexing databases and collecting huge number of papers related to the area. An initial scan resulted into a subclass of the collection. Another deep scan resulted into the papers we have used in our survey and are used in the taxonomy preparation. We believe that the contributions listed in this survey are exhaustive and lists all the important contributions in the emerging area. Relevance, quality and timeliness are the major evaluation points which are followed in selecting the contributions in this survey.

1.3. Contributions

To address the weaknesses in the field, our paper makes the following contributions:

- (1) We introduce DDoS attack scenario in infrastructure clouds and identify how various elements of cloud computing get affected due to DDoS attacks.
- (2) We present a detailed survey and taxonomy of solutions of DDoS attacks in cloud computing. Based on this, we identify weaknesses in the state-of-the-art in the solution space and propose future research directions.
- (3) This paper presents a detailed set of design aspects of effective EDoS/DDoS solutions at the end of the paper. This include mitigation strategies at cloud resource allocation level instead of preventive and detection strategies used by earlier solutions.
- (4) This work would help researchers in the area to deal with the DDoS attack differently as compared to the treatment given while considering traditional IT infrastructure.

1.4. Organization

Cloud computing and its essential features, which are affected by the DDoS attacks are discussed in Section 2. Section 3 details recent attack statistics to help in understanding the timely need of this survey. Section 4 presents the DDoS attack model and threat model in cloud. Section 5 presents a detailed and comprehensive taxonomy to help the reader understand the wide solution space for DDoS attacks in cloud computing. This taxonomy has three major branches, which are discussed in three different sections. These three sections are attack prevention (Section 6), attack detection (Section 7) and attack mitigation (Section 8). In Section 9, we draw a line towards solutions to DDoS attack prevention, detection and mitigation. On the basis of this comprehensive survey, we have provided a guideline to help the community to design effective solutions specific to cloud platforms.

2. DDOS ATTACKS AND CLOUD COMPUTING

Cloud computing is an on demand utility computing model where resources are available on “pay-as-you-go” basis. A typical cloud computing environment with large number of servers running VMs is shown in Figure 1. Computing as a utility was first

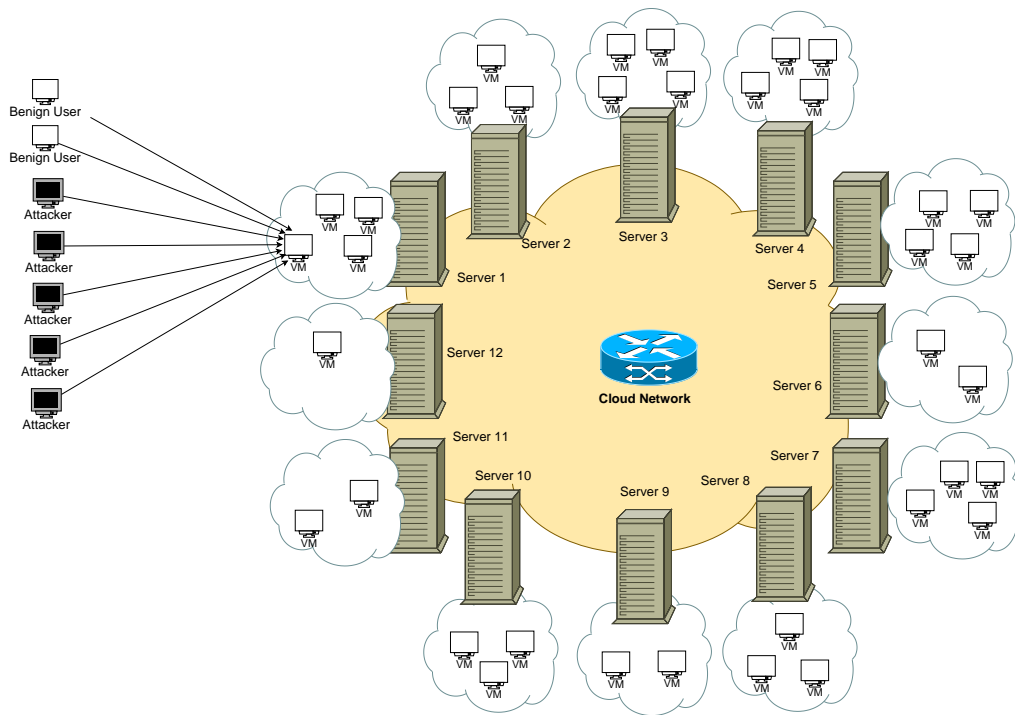


Fig. 1. DDoS Attack Scenario in Infrastructure Cloud

envisaged by John McCarthy in 1960 when he said that there would be a day when computational power is available as a utility [Garfinkel 2011]. After more than 50 years of his statement, it is evident that with the emergence of cloud, the idea of computing as a utility is real. Cloud computing has been classified into three different service levels. The levels are Infrastructure as a Service (IaaS), Platform as a Service (PaaS) and Software as a Service (SaaS). It has even been extended to some other flavors like Security as a Service (SecaaS) [SecaaS 2014], Database as a Service (DBaaS) [Curino et al. 2011] to even Everything as a Service (XaaS) [Pallis 2010]. “Infrastructure as a Service (IaaS)” clouds are a group of servers that are running virtualized guest operating systems to provide elastic and scalable VMs to service providers. Similarly, SaaS and PaaS provide web services and platform on demand.

2.1. Cloud Computing Features

DDoS attacks have recently been very successful on cloud computing, where the “pay-as-you-go” model is exploited by the attackers [Nelson 2015]. Following three features are the popular reasons behind the success of cloud computing. On the other hand the same set of features are proven to be very helpful to DDoS attackers in getting success in the attacks (discussed in Section 2.2).

- (1) **Auto Scaling:** Hardware virtualization provides this feature to shrink and expand resources of a VM while it is running. These properties permit the allocation of additional CPUs, main memory, storage and network bandwidth to a VM when there is a need of some or all of these resources. Additionally, this can also be used to remove some of the allocated resources when they are idle or not needed. These two operations of allocation and removal can be performed quickly on a VM. Mul-

multiple providers use this important driver and create auto scaling [Mao et al. 2010] web services, which can allow cloud consumers to automatically increase the resources on the basis of resource utilization or requirement. The same feature is extended towards adding more VM instances on more physical servers and stopping when there is no need. Machine level scaling (vertical scaling) and data center or cloud level scaling (horizontal scaling) are two crucial features of utility computing [Clemente 2013].

Scalability is achieved by spreading an application over multiple physical servers in cloud. Scalability is driven by high speed interconnects and high speed as well as large storage. Virtualization of operating systems plays an important role while considering the scalability of VMs. VM cloning and subsequent deployment is quite fast. Hence, whenever there is a requirement, cloned VMs can be booted on other servers and used to share the load. Scalability is also strongly supported by the live migration of VMs [Clark et al. 2005], where a running virtual server can be migrated to another physical server without almost no downtime.

- (2) **Pay-as-you-go accounting:** On-demand utility model has become very attractive for consumers due to its resource accounting and billing model. “Pay-as-you-go” [Armbrust et al. 2010] model allows a cloud consumer to use resources without physically buying them. A VM owner may want to add or remove more resources on-the-fly as and when needed. This aspect is in addition to the other benefits of cloud platform of better hardware utilization, zero maintenance at the user end, power, space and cooling arrangements. Pricing or accounting plays an important role while understanding DDoS attacks in cloud. At the moment, various providers have implemented the resource accounting and billing in their own way. Mostly, cloud instances are charged on hourly basis and thus the minimum accountability period is an hour. Resources can be allotted on fixed basis, pay-as-you-go basis and on the basis of auctions [Kang et al. 2010] [da Silva et al. 2012] [Samimi and Patel 2011]. Similarly, storage and network bandwidth is measured using total size and total data (in and out) transfer. It is very clear that these models are “pay-as-you-go” models and are still evolving.
- (3) **Multi-tenancy:** Multi-tenancy gives the benefit of running more than one VMs from different VM owners on a single physical server. Multi-tenancy is a way to achieve higher hardware utilization and thus higher ROI (Return on Investment). An individual user may want to have more than one VMs running similar or different applications on a single physical server.

2.2. DDoS Attack Scenario in Cloud

A typical attack scenario is as shown in Figure 1. An infrastructure cloud will have many servers capable of running VMs in multi-tenant virtualized environments. In addition to aiming at “Denial of Service”, attackers might aim to attack economic sustainability aspects of cloud consumers. Discussions on this attack have started right after the inception of cloud computing [Cohen 2009]. There are few other contributions where this attack has been termed as Fraudulent Resource Consumption (FRC) attacks [Idziorek and Tannian 2011] and bandwidth exhaustion attacks [Wang and Reiter 2004]. Bots and Trojans are thoroughly planted on compromised machines over the Internet and target web services with Distributed Denial of Service attacks. DDoS takes the shape of an EDoS attack when the victim service is hosted on cloud. There are news items sharing that organizations exist, which provide network of bots to their consumers to plan DDoS attacks on their rival websites [Kandula et al. 2005]. Motives of these attacks range from business competition, political rivalry, extortions to cyber wars among countries.

It is clear that the cloud paradigm provides enormous opportunities and benefits to consumers. However, the same set of features, are useful for DDoS attackers. An attacker who plans a DDoS attack would send enough fake requests to achieve “Denial of Service”. However, this attack would generate heavy resource utilization on the victim server. “Auto scaling” would take this “overload” situation as feedback and add more CPUs (or other resources) to active pool of resources of this VM. Once a VM is deployed it starts as a “Normal load VM”. Now, let us assume that the DDoS attack has started and consequently VM gets overloaded (“Overloaded VM”). The overload condition triggers auto-scaling features of cloud resource allocation and it will choose one of the many strategies available in the literature for VM resource allocation, VM migration and VM placement [Beloglazov and Buyya 2012]. Overloaded VM may be given some more resources (Vertical Scaling) or migrated to a higher resource capacity server or may be supported by another instance started at another server (Horizontal Scaling). If there is no mitigation system in place, this process will keep adding the resources. This situation may last till service provider is able to pay or cloud service provider consumes all the resources. This will lead to “Service Denial” at the end. In turn, this leads to on-demand resource billing, and thus economic losses over and above the planned budget occurs. One trivial solution is to run VMs on fixed or static resource profile where the SLA does not have any provision for additional resources on demand. In this case, the DDoS will directly result into “Denial of Service” and all the attractive features of cloud will be missed.

3. ATTACK STATISTICS AND IMPACT CHARACTERIZATION

In this section, we provide coverage to various attack statistics and their impact on various victim organizations. We have also covered few characterization studies to quantify the effects of DDoS attacks in cloud.

3.1. Attack Statistics

Denial of service attacks are quantified and studied by many security solutions providers in the market [Akamai Technologies 2013] [Neustar News 2014] [Prolexic 2014] [Arbor Networks 2014]. There is number of other reports which state about the impact and rise of DDoS/EDoS attacks in cloud. It was also anticipated that there will be a major target shift of the DDoS attackers from traditional servers to cloud based services [Nelson 2015] and it has even been proven by the Q1 reports of 2015 [Tara Seals 2015]. As per this report [Tara Seals 2015], most of the attack targets were cloud services in Q1, 2015. According to the report published in March, 2015 by Neustar [SPAMfighter News 2015], economic losses per hour at peak times are 470% more than last year’s annual survey. Lizard Squad planned attacks on Microsoft and Sony gaming servers, is the first example. Similarly, Amazon EC2 servers and Rackspace servers, which are cloud service providers, were attacked using a large DDoS attack in early 2015. Economic aspects of these attacks are more threatening. Greatfire.org was targeted by a heavy DDoS attack in March 2015, costing it an enormous bill of \$30,000 daily on Amazon EC2 cloud [Munson 2015]. This is also substantiated by the report that the average financial damage by a DDoS attack is up to 444,000 USD [Kaspersky Labs 2014].

Akamai Technologies is one of the DoS solution provider and as per their report for 2013, Q4, almost the whole world’s IT Infrastructure (188 countries) has got affected by reported DDoS attacks [Akamai 2014] and there was around 50% rise compared to last year. According to [Infosecurity 2014], In Q1 of 2014, the attackers have started relying on other flavors like reflection and amplification based DDoS instead of bot-net based DDoS. Even the innovative “DDoS as a Service” tools are making it easier for hackers to plan these attacks. As per Q1, 2014 report of [Prolexic 2014], the total DDoS

attacks within last one year have increased by a significant number (47%). Another paramount figure to ponder is target servers. More than half of these DDoS attacks were targeted towards entertainment and media industry which is mostly hosted in cloud.

There are some other reports by Arbor Networks [Arbor Networks 2014], which state that NTP based reflection and amplification attacks are the new forms of the DDoS. There is an additional attack that is termed very dangerous, has been started showing its effect parallel to a DDoS attack. This attack is known as Smoke screening which is an attack to plan information or data breach behind a DDoS. While DDoS distract whole staff in mitigating or preventing from the present situation, the attacker may plan other attacks to harm. As per this report by Neustar [Neustar News 2014], around 50% of the organizations have suffered from the “Smoke screening” attack while they were only mitigating DDoS.

Repetition of the attack is also a major issue, and most of the targeted companies (90%) have got repetitive attacks and business losses are also vast. The growth and adoption of cloud [Gartner 2014] and DDoS mitigation solutions and their availability in cloud are two major points that are complementary to each other. It took few years for enterprises to adopt infrastructure clouds after its inception in 2007, and now many of organizations are fully or partly transformed their IT infrastructure into cloud [Woods 2014]. Even the rate at which DDoS attack spread in cloud is rapidly rising and there is a large need of evolutionary and incremental solutions.

3.2. Impact studies of the DDoS Attacks in Cloud

After the inception of the term “EDoS attack” by Christofer Hoff in 2008, there are some works related to characterization of the DDoS attack in cloud and study its impacts. This has been done on the real cloud infrastructure platforms. To see the effect of the DDoS attack, authors in [ReviewMyLife.co.uk 2011] have conducted an important experiment, where they wanted to calculate the maximum possible charges on a cloud service. This was done by sending 1000 requests/second with 1000 Megabits/second data transfer on a web-service hosted on Amazon CloudFront for 30 days. This experiment accumulated an additional cost of \$42,000 for these additional requests.

There are similar experiments which characterize the effectiveness of the EDoS attack on cloud consumer’s bills [Idziorek and Tannian 2011]. Authors in [Idziorek and Tannian 2011] have calculated the additional cost when there is only one attacker that is just sending one request per minute for one month. Even this could gather total 13GB of data transfer assuming a normal web request size of 320KB. This work considered EDoS attack with a different name that is Fraudulent Resource Consumption (FRC) attack. Similar experiment has been conducted in [VivinSandar and Shenai 2012] where a web server cluster running on extra-large instance at Amazon EC2 was targeted with an EDoS attack and shown that bills are rising on the basis of number of requests and deployment of additional resources. Natalija et al. [Vlajic and Slopek 2014] have presented the potential of maliciously using web browsers of legitimate users to plan an EDoS attack. EDoS characterization proposed by Natalija et al. uses social engineering based web-bug enabled spam email to use legitimate browsers. Authors have argued that rented bots are easy to detect by the DDoS mitigation infrastructure and web-bugs in the form of a spam email to plan an EDoS attack can be used easily.

They planned an attack on Amazon S3 infrastructure and shown the effects. Authors in [Somani et al. 2015a] have shown the characterization by showing EDoS effects and convergence to DDoS. Similarly, they have conducted a cloud level simulation to show that a DDoS attack in cloud, may show many side-effects to non-targets including co-hosted VMs, other physical servers and the whole cloud infrastructure.

Table I. DDoS Attack Model in Cloud

Features	Details
Attack Packets	HTTP GET, POST, TCP SYN, ICMP and amplification by DNS, NTP and TFTP
Attack Frequency	Typical minimum frequency is >500 requests/s, depends upon resources at both the ends [Moore et al. 2006]
Attack Bandwidth	1 Gbps to 300 Gbps [Burt 2014]
Attackers	A single source, a network or botnet. Cloud servers (BotClouds) may also be used to utilize profound resources to win the “arms race”.
Attack Methods	Low rate, flood, flash mimic, amplification and massive
Attack Repetition	In many cases repetition is done from different sources after few minutes/hours
Attack Duration	Minutes to hours (average 72 minutes in [Burt 2014]) and some lasts a few days.
Attack Targets	Multimedia, government, e-commerce, cloud services and many other targets
Attack Motives	Competition, Rivalry, Extortion, Smoke-screening and cyber war between countries
Attack Timings	Important days for the enterprises including product launch, sale launch, important days for countries etc.

These effects have formed an important part of the cloud threat model presented in section 4.2. There are other characterization presented in [Al-Haidari et al. 2014] and [Salah et al. 2013].

4. ATTACK MODEL AND THREAT MODEL

Now, the attack model and the threat model of DDoS attacks in cloud is discussed in the following section.

4.1. Attack Model

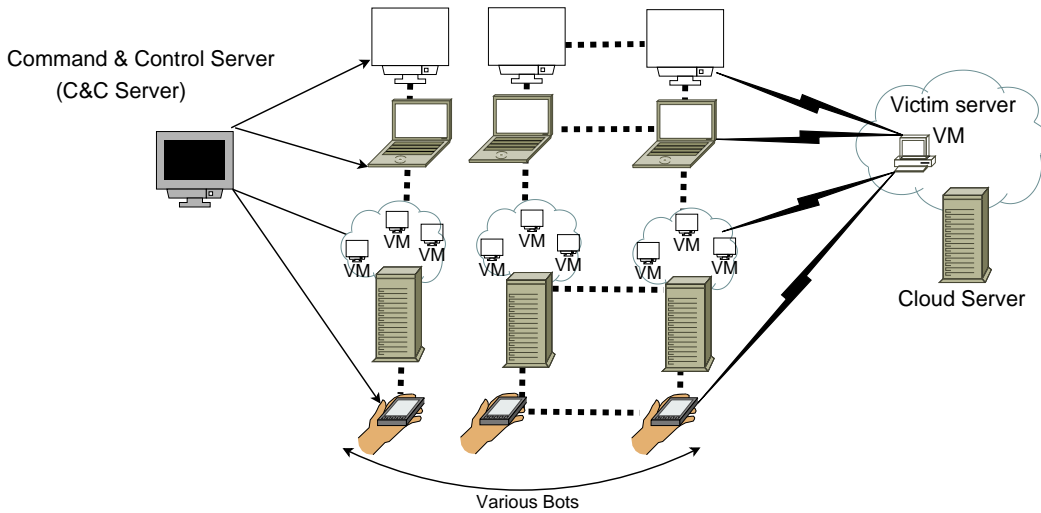


Fig. 2. Botnet and C & C Server

Since last few years, DDoS attacks hold a major contribution among all the cyber attacks. The attack models considered till few years ago, are no more suitable for the today's DDoS attacks. Cloud and its profound resources have forced attackers to plan more powerful attacks. Attackers may be a group of machines under a single roof, a large number of geographically spread bots forming a botnet or may be an attacker cloud having comparable resources to a botnet. As said by authors

Table II. DDoS Threat Model in Cloud

Threats to	Details
Victim Server	Economic losses, service denial/downtime, unnecessary resource addition, VM instance creation, migrations, business and reputation losses.
Co-hosted VMs	Performance Interference, resource race, and extra migrations due to resource exhaustion on physical server
Host Physical Server	Extra migrations and it would not be able to fulfil the requirements of co-hosted VMs due to resource consumption by victim VM
Victim Server Owner	Downtime, economic losses, short term and long term business losses.
Cloud Provider	Extra migrations, performance interference to other VMs, large bandwidth bottleneck, downtime, and higher energy consumption
Other physical servers	Incoming migrations, VM instance creation and consequent issues due to VM instances under attack
Service end-users	Poor service quality, service downtime and problems to other dependent services.

in [Mirkovic et al. 2003], that the DDoS attacks are a “arms-race” between the victim and the attackers. This “arms-race” term is complete fit for the cloud based and cloud originated attacks and reaches a different level and scale.

We have detailed the attack model in one of our recent work in [Somani et al. 2015]. The attack can be planned by one or the more methods shown in Figure 2, which in addition to having botnet based attacks, also includes cloud originated DDoS attacks. These bots are also known as BotClouds [Mohammad et al. 2015]. There are other set of unexplored attackers like mobile phone bots and IoT devices which requires attention now [et al. 2015]. The detailed attack model can be understood by the attack features listed in Table 4.1.

A major portion of attack packets are of HTTP GET type. Additionally, TCP SYN has also been a major attack packet in many recent attacks. Short lived TCP flows are considered in [Shevtekar and Ansari 2009]. We have included the most important features of attacks to help the community to understand the modern DDoS attacks and their shape. We argue that the solutions to modern day DDoS should be designed keeping this attack model in mind. Traditional filtering methods may not be scalable for an attack having bandwidth as large as 300 gbps. Bandwidth DDoS attacks are also a major concern for cloud as the bandwidth costs are really huge and may incur heavy economic losses. A detailed survey of bandwidth attack defenses is presented in [Geva et al. 2014].

Additionally, there are “intelligent” attack incidents where attacks are planned by constructing bots behaving like a real user based on the web service flow and behavior. In these cases, count based filtering may not work [Koduru et al. 2013] [Masood et al. 2013]. We anticipate an additional case of the DDoS attack in cloud which is the provider planned attack on its tenants. In this case the cloud provider, in order to attain higher revenues, may want to directly and indirectly, plan an DDoS attack on VMs on its own infrastructure. One most important aspect about this case is that finding out whether cloud provider is involved is not a question as this is difficult to identify as the attack may be planned cooperatively with the help of outside attackers. In such a situation, the attacker (cloud provider) may want to use the specific information about billing, resource utilization, and allocation while applying the attack.

4.2. Threat Model

DDoS attacks targeted towards cloud platforms are quite similar to the attacks on fixed infrastructures. Attackers aim and the attack consequences make these attacks different in cloud. DDoS, in the form of EDoS, may target the service provider on its economic sustainability. It is important to note that the DDoS attack consequences in cloud are not limited to the victim VM and its resources.

Cloud computing platform has multiple other VMs in multi-tenant environment, other physical servers, network devices and bandwidth in the cloud. Surprisingly, other components are also affected. We have shown these threats through experiments and attacks in one of our recent contributions in this area in [Somani et al. 2015a]. This has also been substantiated by contributions made by Xu et al. in [Xu et al. 2015] citing it as co-residence attacks. For this purpose, we have categorized these possible threats in two categories and also listed them in Table 4.1.

(1) *Threats to Service Provider*

In addition to economic or sustainability threats, the service provider might face a number of performance issues in their cloud-based service. This is specifically important when the EDoS attack is happening. The cloud allots additional resources after diagnosing an “Overload” state of a particular VM. The time difference between two events plays a significant role. The first event is when the VM gets overloaded, and the second is when cloud resource allocation algorithm diagnoses the utilization and allocates new resources, and new resources become active. We term this period as *Effective Resource Allocation Time*.

During this period, the service may become unavailable (DoS) or there may be large response times and even request timeouts. In the worst case, when there is no resource cap (limit) associated with a VM, the cloud may theoretically allocate an infinite amount of resources. Practically, this needs few additional aspects. Once resources of a physical server, are exhausted using allocation, Cloud resource allocation methods may migrate the VM in consideration to another physical server where more resources are available. The cloud provider may also start some additional VMs to scale the service due to higher load. In both the cases, there is a downtime associated, which is attributed to both VM migration or booting VM instances on other servers. Other repercussions include business and reputation losses generated due to downtime.

(2) *Threats to cloud Provider and other tenants*

The most significant threat to cloud provider is the effect of the DDoS on the underlying infrastructure as well as other co-existing services. As cloud infrastructure is multi-tenant, there are multiple VMs that co-exist together. Due to continuous resources requirements of the DDoS affected VM, other VMs on the same physical machine would face performance interference [Somani and Chaudhary 2009] [Gupta et al. 2006] and resource contention. Even the genuine resource requirement of other VMs would be affected because the resource allocation mechanism would take a decision on the basis of needs at that moment. The co-hosted tenant may face downtime and migration overhead, because of resource exhaustion on the physical server due to the affected VM. Most of these threats are listed in Table 4.1 and include effects on non-targets.

Some additional threats to cloud providers are dispute resolution in billing as the significant resource allocation would result in obvious billing, and payment recovery accordingly may become an issue [AUSWEB 2015] [BudgetVM 2015]. Other threats are from internal nodes. Cloud infrastructure may be used by an attacker to plan an attack. The large amount of compute capacity of the cloud can be used for these malicious activities [Latanicki et al. 2010]. Abuse of cloud services for the purpose of attack planning has recently become an important threat. A detailed analysis and survey of various abuse detection methods in cloud is presented in [Lindemann 2015].

5. TAXONOMY OF DDOS SOLUTIONS

This section presents the detailed taxonomy of the contributions made in the area of DDoS attacks in cloud. The works related to DDoS defense in cloud have been com-

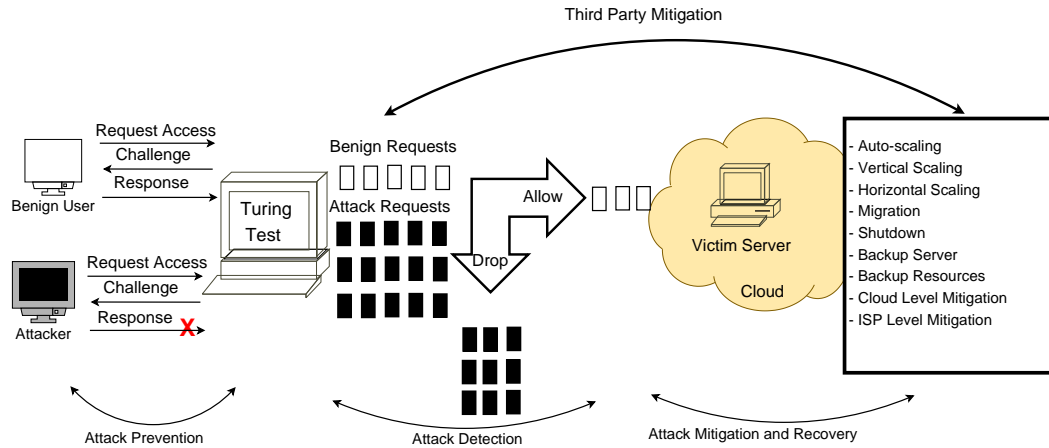


Fig. 3. DDoS Protection in cloud at various levels

prehensively surveyed and prepared as a taxonomy in Figure 4. To help the specific direction of research, we have included many of works in the direction of the DDoS defense in traditional infrastructure, as needed. This taxonomy has been prepared by keeping a view that this work would serve the purpose of providing a clear, detailed and complete picture of the solutions space, different ideas and approaches available in the literature. Taxonomy fields are given a nomenclature to classify different contributions.

This taxonomy has been divided into three important parts which are attack prevention (P), attack detection (D) and attack mitigation and recovery (M). Though, many of these works have contributed in all three or two divisions of this classification, still, those works are discussed in all those divisions individually. The typical solution space look like the one shown in Figure 3. This figure provides a way to understand various points of solutions in cloud [Somani et al. 2015]. At the first instance when the requests come, a simple “Turing test” may help in preventing the attack. The next stage is anomaly detection to both prevent and detect the attack. There are also large number of contribution in the area of traffic monitoring and analysis. The third stage is based on the methods which are helpful in mitigation as well as recovery. Cloud computing features and profound resources helps at this stage.

We have highlighted the need of more solutions at this stage in section 8. There are large number of contributions available at each stage and they are listed in the next section. However, in the Figure 3, we could just show a simplified gist, which misses many other solutions at each stage.

6. ATTACK PREVENTION (P)

Preventing DDoS to occur in cloud has been mostly done as a pro-active measure, where suspected attackers’ requests are filtered or dropped before these requests start affecting the server. These methods do not have any “attack” state as such, which is usually identified and acted upon in detection and mitigation methods. Therefore these methods are applied to all users whether legitimate or illegitimate. We have classified this direction further in two branches, first, challenge response protocols and second, other prevention methods which are based on ideas of restrictive access. From usability perspective, the web-service, which has employed these methods gives an overhead for server as well as legitimate clients. One of the most common implementations of

prevention is a Turing test in the form of a CAPTCHA, which is usually one of the most preferred methods in the category of challenge response protocols.

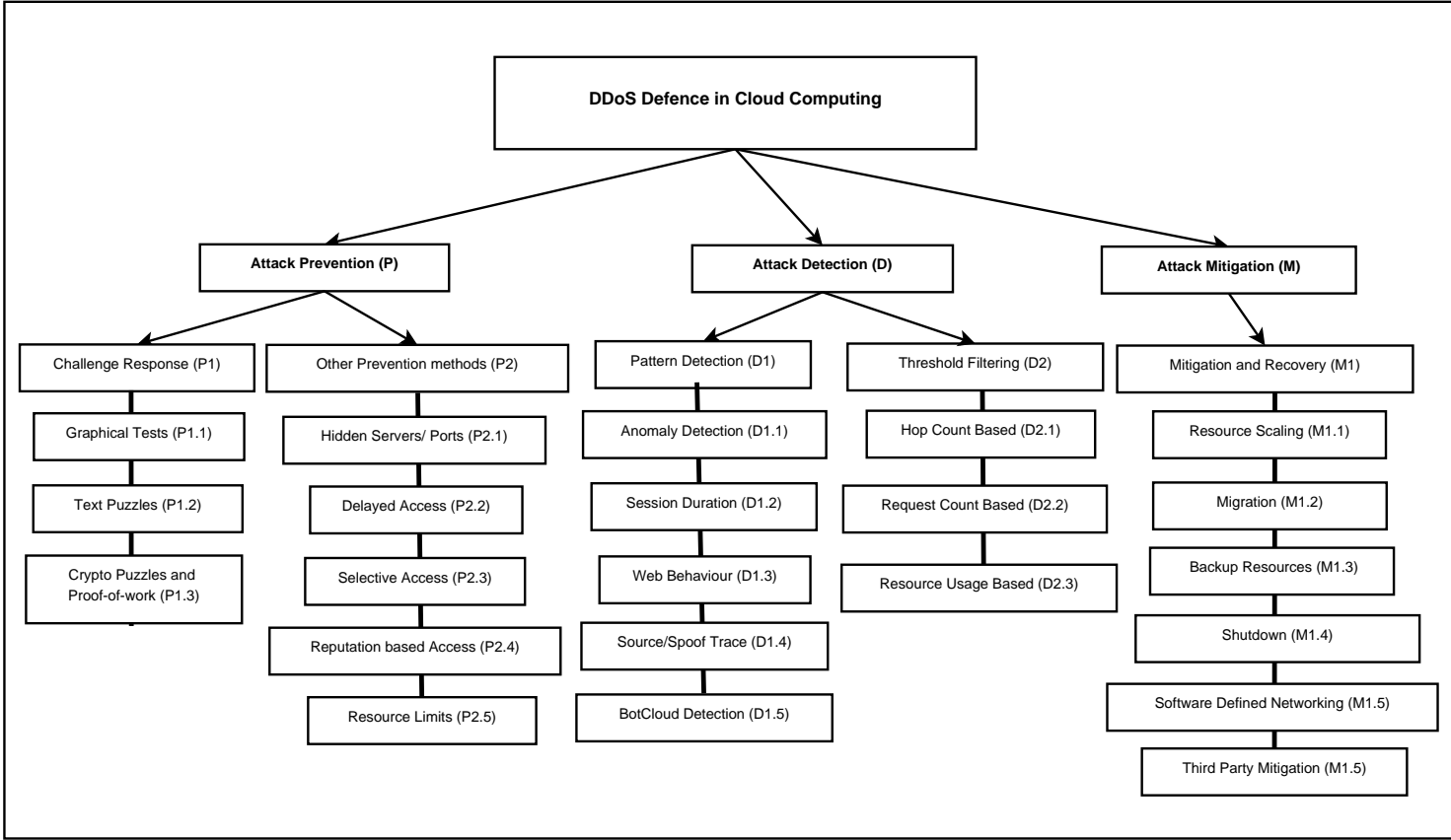


Fig. 4. Solutions to DDoS attacks in cloud: a taxonomy

Accessibility and conversion rates are two important points, which have been discussed recently against challenge response protocol implementations specifically, CAPTCHAs [Leggett 2009]. Individual contributions are listed in Table 6.1.1 with their mechanisms and pros and cons.

Table III. DDoS Attack Prevention Techniques in Cloud: P1 Challenge Response

Defense Techniques	Defense Strengths	Challenges	Limitations/Cracks
P1.1 Graphical Tests	Effective and usable method using graphical puzzles	Overhead of graphics generation and its storage	Image Segmentation and OCR Attacks
P1.2 Text Puzzles	Natural language based solution	Preparing non-repeatitive puzzle banks	Dictionary and Parsing Attacks and OCR Attacks
P1.3 Crypto Puzzles and Proof-of-Work	Computation overhead is borne by clients	Preparing puzzle with unique solutions and server also has to compute answers	Puzzle accumulation attack without solving the puzzles

6.1. P1 Challenge Response

Challenge Response Protocols (CRP) are basically designed to identify presence of real users. Many times, this concept has been applied in an opposite manner, where the protocol tries to identify if the user is a bot/attacker machine, especially in case of crypto-puzzles or proof-of-work. There are many CRPs, which are designed and tested from the perspective of their attack persistence, accessibility, overhead, puzzle generation, storage requirements and conversion rates. Many of these are issues related to the area of Human Computer Interaction (HCI). In addition to the methods related to cloud, some important CRPs, which are used in traditional DDoS defense are also added to this discussion. These solution categories are compared in the Table 6 with their defense strengths, implementation challenges and limitations.

6.1.1. P1.1 Graphical Tests. Graphical Turing tests are one of the most popular CRP implementations available today [Morein et al. 2003] [Yan and El Ahmad 2009]. Instead of showing plain text challenge and seeking an answer, these tests may present an image and a question related to that image. The image may have a picture, text with various impurities like arc, distortion and noise. Graphical CAPTCHA may have moving images in the form of .GIF or set of multiple pictures to choose from. These turing tests require additional overhead to generate graphics and storage space to store images. There are multiple works related to CAPTCHA cracking using image segmentation and optical character recognition (OCR). EDoS Shield [Sqalli et al. 2011] and Alosaimi et al. [Alosaimi and Al-Begain 2013a] [Alosaimi and Al-Begain 2013b] used graphical turing tests to prevent the bot driven attack to occur. Authors in [Alosaimi and Al-Begain 2013a] proposed a DDoS Mitigation System (DDoS-MS), where initial two packets from the client side, form the basis of the attack identification and subsequent mitigation. In their work, they are using both graphical turing tests and crypto puzzles to identify the attacker. The same set of authors, have proposed an extension to their earlier work by proposing an “Enhanced DDoS Mitigation System” [Alosaimi and Al-Begain 2013b]. In this work, they have created four lists instead of only two (white and black). The two additional lists are malicious and suspicious lists. These records are kept to have an additional feature of Intrusion Prevention System and Reverse Proxy servers respectively.

Authors in [Sqalli et al. 2011] created a solution that filters requests on the basis of graphical turing tests (CAPTCHAs). In this mode, a Virtual Firewall (VF) shield is designed which distinguishes the incoming requests on the basis of two lists, white and black.

Table IV. DDoS Attack Prevention Techniques in Cloud

Work	Mechanism	Pros	Cons
sPoW [Khor and Nakao 2009]	Crypto puzzles to identify legitimate traffic	First to resolve EDoS attack	Possibility of Puzzle accumulation attack and overhead of puzzle generation
EDoS-Shield [Sqalli et al. 2011]	Graphical Turing tests to black list attackers	Turing tests to prevent EDoS	Possibility of puzzle accumulation attack and overhead of puzzle generation
Solutions in [Al-Haidari et al. 2012]	Crypto puzzles to identify legitimate traffic	Turing tests to prevent EDoS	Possibility of puzzle accumulation attack and overhead of puzzle generation
Madarapu et al. [Kumar et al. 2012]	Levels of crypto puzzles (high rate and low rate attacks)	Different puzzles based on rate of the attack traffic	Requests are redirected to in-cloud web service. Possibility of Puzzle accumulation attack and puzzle generation overhead
Baig et al. [Baig and Binbeshr 2013]	Controlled user request behavior using Turing tests	Turing test to identify users and delayed response on the basis of puzzle solving time	Delayed response may affect QoS and lead to timeouts. Possibility of puzzle accumulation attack and puzzle generation overhead
DDoS-MS [Alosaimi and Al-Begain 2013a]	GTT (Graphical Turing Test) and crypto puzzles	Turing tests to prevent EDoS	Possibility of Puzzle accumulation attack and puzzle generation overhead
Enhanced DDoS-MS [Alosaimi and Al-Begain 2013b]	GTT (Graphical Turing Test) and crypto puzzles	Additional features of IPS and reverse proxy servers	Possibility of puzzle accumulation attack and puzzle generation overhead
Masood et al. [Masood et al. 2013]	Challenge response protocol. limiting no. of concurrent clients. allowing them on hidden ports	Prevention of the EDoS and client web behavior based resource allocation	Specifically for e-commerce applications
Karnwal et al. [Karnwal et al. 2012]	Mitigation using Turing tests, hop count and packet frequency	Multiple filtering methods are proposed	No results to support the efficacy. overhead of multiple filtering methods
Huang et al. [Huang et al. 2013]	Multi-stage detection using source checking, counting and Turing tests	Proposed natural language based questions as Turing tests	No usability study for proposed tests. Puzzle accumulation attack and overhead of puzzle generation
Wang et al. [Wang et al. 2014]	Proof-of-Work puzzles to detect the legitimate clients and then assign them to hidden proxy servers	Moving target approach to hide the target from attackers	Scalability issues. Overhead of large no. of proxy servers and their reshuffling

These records are updated on the basis of the success and failures of graphical turing tests. To prove the effectiveness and novelty of their solution, authors have conducted simulations to show the effect of their scheme on end-to-end delay, cost, and other performance indicators like throughput and bandwidth. There are advance extensions to graphical CAPTCHAs like [Morein et al. 2003] [Abliz and Znati 2009].

6.1.2. P1.2 Text Puzzles. Usually, text puzzles are purely textual questions, where answers are entered by the user in the text box. Some text puzzles require answer to be chosen from the question itself. Text puzzles are known to be cracked using dictionary attacks or parsing attacks. Text based puzzle system has been used by [Karnwal et al. 2012] using SOAP messages. Usually, pure text based puzzles are not used due to their weaknesses. One of the novel implementation of text based puzzles has been done by [Huang et al. 2013]. Here, authors have formed natural language based questions, which according to them, difficult to construct answers by a machine using parsing and other techniques. Additionally they have kept a time duration to answer (3 seconds), which is a difficult estimate for variety of users. They created four modules, source checking and counting module, attack detection module, Turing test and question generation module. Authors have created the whole detection mechanism on the basis of IP based counting thresholds and classification in one of the four lists.

Major emphasis of this work is on Turing test generation for those who are blocked and are asked to answer a challenge. Authors have claimed that the graphics based challenges are prone to attacks by AI (Artificial Intelligence) bots. According to them, text based questions do not face such problems. Lexical Functional Grammars have been used by authors in order to construct natural language questions. One of the important aspects of “Challenge Response Protocols” is *Accessibility*, which has not been considered while designing the question generation module. Designing difficult questions so that bots cannot construct their answer is quite an easy task but a normal user should also be able to answer the questions with adequate comfort. Solutions based on turing tests should be tested using an usability and accessibility study.

6.1.3. P1.3 Crypto Puzzles and Proof-of-Work. Crypto puzzles are there to assess the computational capability of a client. Crypto puzzles are questions seeking output of a function with given inputs. For example, let us consider a hash function $f(x, y)$ with inputs a and b . The client is expected to compute $f(a, b)$ and send the answer back within some stipulated time. There are variety of puzzles with different difficulty levels, which are presented in [Khor and Nakao 2009] [Kumar et al. 2012] [Al-Haidari et al. 2012]. Authors in [Khor and Nakao 2009] presented sPoW (Self-Verifying Proof of Work) methodology to mitigate EDDoS (Distributed EDoS). They provided a method to mitigate both network-level EDDoS and Application level EDDoS by extending the work proposed in [Anderson et al. 2004].

In [Anderson et al. 2004], instead of accepting all the traffic, they are only accepting the traffic that they are capable to take. Requesters first ask for “permission to send” and after a grant of permission, they can send the request traffic. Additionally, authors implemented Request to Send (RTS) servers to work as verification points en-route Internet path. After that, servers allow the requesting client to send some packets, which is known as its initial *capability*. Thereafter, its intermediate routers gradually keep increasing and decreasing this parameter (*capability*), based on the computed reputation of the client. The authors in [Khor and Nakao 2009] provided an innovative solution where they use crypto-puzzle to identify legitimate customers. These crypto-puzzles are self-verifying and do not run on the server. Instead of server, client computes the solution. On the basis of the time taken to solve the crypto-puzzle servers/nodes in intermediate path it will be decided whether the incoming traffic is legitimate traffic or not. The salient feature of this approach is that DDoS attacker

Table V. DDoS Attack Prevention Techniques in Cloud: P2 Other Prevention Methods

Techniques	Defense Strengths	Challenges	Limitations/Cracks
P2.1 Hidden Servers/Ports	Service is being offered to legitimate users while not interacting with attackers directly	Redundant servers ports and load balancing among them is needed	Overhead of additional security layer and redirections
P2.2 Delayed Access	Instead of blocking/dropping responses are prioritized for difference classes of users	Quality of service concerns and overhead of maintaining number of connections for delayed period	Not scalable in case of in case of massive DDoS with spoofing by large number of sources
P2.3 Selective Access	Admission control to serve only upto maximum capacity. Excess requests are dropped.	Benign requests are also get dropped	Not usable for user centric business web sites. It may affect conversion rates.
P2.4 Reputation based Access	Prioritized access based on reputation	New requests are not treated well.	Spoofing may defeat the defense Mechanism
P2.5 Resource Limits	Limiting the economic losses by restricting the maximum usable resources by a VM	Determining the resource limits and capacity planning of a server	It does not prevent DDoS and its effects except limiting the economic losses due to cloud billing

may send their traffic even at higher rate by speedily computing the puzzle, even in this case, sPoW approach does not allow the traffic. On the other hand, if DDoS traffic comes at a normal rate (equivalent to the rate at which legitimate customer sends) then their approach is successful in limiting the traffic. There is number of limitations which have been posed by [Sqalli et al. 2011], like the puzzle accumulation attack where an attacker sends a large number of requests for getting puzzles but does not solve them. This would result in an extra overhead of generating the puzzles at the server end.

Authors in [Kumar et al. 2012] have proposed an EDoS mitigation scheme by proposing an algorithm that keeps the web server either in the standard or the suspected mode. In the suspected mode, the server asks the client to solve puzzles and on the basis of the response, either it allows the client or make the puzzle even harder. Authors in [Kumar et al. 2011] proposed a solution that is again a client puzzle based detection. There are other important works on crypto puzzles in [Dean and Stubblefield 2001]. Qualities of a good crypto puzzles are described in [Dean and Stubblefield 2001]. Crypto puzzle should be solvable in a definite time and should not have other possible methods. Additionally, server should be able to compute answers and verify them with ease. Proof-of-work approaches are basically crypto puzzles but may have advanced features to utilize the client computation power and based on the correctness of solution and time, the authentication and prioritized access is granted [Khor and Nakao 2009] [Wang et al. 2014]. This approach has multiple benefits including computation overhead shifting to client and stopping overwhelming computationally equipped clients. Almost all crypto puzzles can be used to provide proof-of-work implementations.

6.2. P2 Other Prevention Methods

In this section, prevention methods, which do not follow challenge response protocols but have other ideas of restrictive access, are discussed. These solution categories are compared in the Table 6.1.3 with their defense strengths, implementation challenges and limitations.

6.2.1. P2.1 Hidden Servers/Ports. Hidden servers or ports are preventive mechanisms to save the real service to face a DDoS attack. Therefore, requests going to these hidden servers or proxies are redirected by some sort of authentication servers which is the

first server to be encountered by a client. This provides an extra security layer (with an overhead) to secure the actual service. This extra layer may also support other purpose of redirection and load balancing among servers. Additionally, some of these approaches have allotted different hidden servers randomly. Different approaches have differently used the features of hiding, e.g. hidden proxy server [Wang et al. 2014], ephemeral servers [Khor and Nakao 2009] and hidden ports [Masood et al. 2013]. Authors in [Wang et al. 2014] proposed a moving target method to defend from DDoS attacks. They proposed inclusion of many hidden proxy servers which may be dynamically assigned and changed in order to save legitimate clients. This approach has number of practical issues like scalability, inclusion of large no. of proxy servers, shuffling. Even different web services may not like to have changing server addresses in between connections. This method uses client puzzles using PoW (Proof-of-Work) to distinguish between attackers and normal traffic.

Another work by Jia et al. [Jia et al. 2014] have used the moving target based mechanism by shuffling the targets to confuse the attackers. This is achieved using the server replicas. This solution requires the overhead of maintaining the replicas and managing the moving target strategies. Additionally, authors have proposed strategies of effective shuffling assignments of clients requests to servers. Authors in [Jeyanth et al. 2014] have proposed a DDoS detection mechanism which is basically a request rate based detection method. The proposed method black lists incoming client request on the basis of their threshold rate. On the basis of this black list access is granted by special “army nodes” creating a virtual firewall. Authors have argued that, this way, the server could continue to serve legitimate clients.

6.2.2. P2.2 Delayed Access. Some of these strategies have implemented the prevention strategy, by delaying responses/access to the suspected attackers. This delay is introduced by prioritizing the legitimate clients or clients with good past behaviors. Authors in [Khor and Nakao 2009] have named it as “capabilities”. Authors in [Baig and Binbeshr 2013] gave a solution which did not drop any request based on its behaviour, instead, they delayed the access to them. This delayed access prevents the attack to occur and even does not trigger auto scaling. The proposed method controls the user access requests by their past web access history. In case these claims reach certain thresholds, the request responses are delayed instead of dropping the requests. These thresholds are decided on the basis of the request history of users. The effectiveness of delayed responses is questionable in real environments because of user accessibility issues, which requires timely responses. Authors in [Saini and Somani 2014] have followed a different approach where if a user does not behave as per typical human behavior, it is blocked for a specific period of time and then it is again unblocked. Authors have proposed a novel subclass of the DDoS attack and termed it as Index page based attack where the very first page or home page of the website is targeted for an DDoS attack [Saini and Somani 2014]. Clearly, the first page of every website should be free and can be fetched without solving any puzzle or authentication. Authors have shown attacks on this first page, where no turing test prevention mechanism may work. Authors have given human behaviour based identification to mitigate the attack and drop the requests of an attacker. This way, they serve the attacker, equivalent to no. of times, they serve to legitimate clients. After a certain request count/threshold, they blocked the attacker for some time. “Delayed access” and “Selective access” are mostly similar, except that the strategies to provide the access to the clients are different.

6.2.3. P2.3 Selective Access. There are some of the works which have provided the access only to those to whom they can actually provide as per their actual capacity. Instead of queuing all the clients, they [Masood et al. 2013] proposed an admission

control algorithm, where a limited number of clients are served simultaneously, who have solved the Turing test and assigned to hidden ports. Once the test is passed by legitimate users, the proposed mechanism tries to limit number of clients at any time by using an admission control algorithm. This is done by providing service to limited number of clients on hidden ports using a port key. After that, they try to allocate resources on the basis of priority, which they calculate on the basis of user behaviour. The behaviour is basically the web behaviour on an e-commerce site on the basis of multiple parameters.

6.2.4. P2.4 Reputation based Access. Reputation based access is basically a priority based admission control mechanism, in which some users are preferred over the others on the basis of some sort of reputation [Khor and Nakao 2009]. Reputation is calculated on the basis of correctness of crypto puzzles within a definite time and past web access behaviour.

6.2.5. P2.5 Resource Limits. As discussed in Section 3 on attack characterization, it was visible that the economic bills generated by an DDoS attack can be enormous. There were large discussions and demands by cloud consumers on providing a track of resource utilization in the form of alerts. Additionally, some of the providers, have started providing the real time monitoring services [Amazon 2014]. They have also started providing resource limits in the form of “Caps” on maximum resources a VM would be able to buy and sustain. However, this would not help the cloud consumer to stop the DDoS to occur, however, it can surely limit the bills on the cost of service downtime (as the VM would reach the resource limit and would not be able to serve any clients as resource outage will lead to DDoS) [AWS Discussion Forum 2006].

7. ATTACK DETECTION (D)

Attack detection is a situation where attack signs are present on the server in terms of its services and monitored performance metrics. These attack signs may be initial signs, where the attack has just started to take the shape or there may be a situation, where the attack has already deteriorated the performance. This may be treated as “attack prevention” at times and many of contributions have provided solutions in the same manner. Various performance metrics, which are monitored and affected due to an attack range from large response times and time outs to higher memory and CPU usage. In the remaining part of this section, we discuss two major categories, where the first category (pattern detection, discussed in Section) aims to identify a certain pattern in web access behaviour of a client. The second category also does the same but detection conditions are mostly constants like thresholds and counts. Apart from this, there are other statistical filtering based approaches available in traditional DDoS space [Feinstein et al. 2003]. These solution categories are compared in the Table 7 with their defense strengths, implementation challenges and limitations. Individual contributions are listed in Table 7.1.2 with their mechanisms and pros and cons.

7.1. D1 Pattern Detection

7 Patterns are usually identified from web access logs or request headers. The specific pattern to identify in the log, is decided by attack traces and other past historic behaviours. There are large number of techniques presented for traditional infrastructures in [Mirkovic and Reiher 2004].

7.1.1. D1.1 Anomaly Detection. Idziorek et al. [Idziorek et al. 2011] worked on web access logs and have argued that legitimate web access patterns follow “Zipf” distribution and based on the training, they could identify outliers, which do not follow this distribution in pattern [Idziorek et al. 2011]. On the other hand, authors

Table VI. DDoS Attack Detection Techniques in Cloud: D1 Pattern Detection

Techniques	Defense Strengths	Challenges	Limitations/Cracks
D1.1 Anomaly Detection	Machine learning and attacker and normal user's feature based detection	Feature Identification and testing and minimizing false alarms	Overhead of training, matching and statistical analysis of traffic features
D1.2 Session Duration	Machine learning approaches which learn the web session duration and other features	Identifying session information is challenging in the presence of large number of users and spoofing	Scalability issues. IP Spoofing may defeat the mechanism
D1.3 Web Behaviour	Statistical and web access pattern based methods	Minimizing false alarms	Overhead of computing various traffic metrics.
D1.4 Source and Spoof Trace	Identifying the source of web requests to stop spoofing	Filtering at edge routers and suitability of TTL based methods	Cooperative mechanisms require support from network devices and services

in [Ismail et al. 2013], used the baseline profiling of various IP and TCP flags which actually entails the network behaviour model. Authors proposed the detection of flooding in the cloud using the training of normal and abnormal traffic and used the covariance matrix approach to detect the anomaly.

Authors in [Idziorek and Tannian 2011] [Idziorek et al. 2011] [Idziorek et al. 2012] have extended EDoS mitigation methods by proposing two methods of detection. One of these methods is using *Anomaly Detection using Zipf's Law*, where authors have claimed that the frequency of requests for a web page is inversely proportional to the rank of that particular page. They have termed the web application behavior as Zipfian distribution and using synthetic FRC attacks they have planned anomalies and detected them. The second detection method, that they have proposed is based on the web session duration and termed as entropy detection. Though web sessions can't be distinguished in web logs. However, authors claimed that in the intervals of around 900 seconds between two consecutive sets of requests, a web session can be identified. Through this work, authors have tried to identify the differences between FRC (Fraudulent Resource Consumption) attack and DDoS attack on the basis of the number of requests and consequent resource utilization.

Amongst other approaches, Shamsolmoali et al. [Shamsolmoali et al. 2014] proposed statistical filtering based attack detection. Proposed approach calculates divergence between normal traffic and attacker traffic on the basis of Jensen-Shannon Divergence [Gómez-Lopera et al. 2000]. Initially, they have used the traditional TTL based differentiation among the legitimate users and spoofed attackers. After IP spoofing filtering, they have applied the Jensen-Shannon Divergence to identify the anomalies in the traffic. Authors have argued that they achieved around 97% attack detection accuracy. There are few performance issues with this approach. TTL based filtering is not useful unless we have a large database of actual TTL values of real machines. This has not been addressed by the work in [Shamsolmoali et al. 2014]. Additionally, the proposed solution does not address the cloud computing and its behavior towards the DDoS attack.

7.1.2. D1.2 Session Duration. Session duration, as a metric to distinguish requests, have been used by [Idziorek and Tannian 2011] and [Koduru et al. 2013]. Authors in [Idziorek and Tannian 2011] claimed that series of requests generated by a single web client form a web session. Though, access logs cannot help in generating data about web sessions. Authors have claimed that if there is a gap of more than 900 seconds

between series of requests than one web session has completed and a new one has started.

Table VII. DDoS Attack Detection Techniques in Cloud

Work	Mechanism	Pros	Cons
FRC Attack [Idziorek et al. 2011] [Idziorek et al. 2012] [Idziorek and Tannian 2011]	Anomaly detection using Zipf's law and identifying web session durations	Based on web request behavior	Identification of web session is not a full-proof method and not scalable
Ismail et al. [Ismail et al. 2013]	Anomaly detection using training data and co-variance approach	Statistical approach to resolve EDoS attack	No exhaustive training data and real attack infrastructure to show the effectiveness
Koduru et al. [Koduru et al. 2013]	Detection of the EDoS requests on the basis of amount of time spent	Training of system with real users and bots	Attacks mimicking the real behavior can bypass the detection on requested page
Saini et al. [Saini and Somani 2014]	Rate based and human behavior based prevention	EDoS attack detection on the index page. No Crypto puzzles	No specific support for IP spoofing
Confidence based Filtering [Chen et al. 2011] and extensions [Dou et al. 2013]	Training of normal web access pattern and then detecting DDoS patterns with confidence levels	Web access pattern of legitimate users is used in deciding thresholds	Overhead of checking large no. of attributes from the TCP and IP headers
Yang et al. in [Yang et al. 2012]	Source Traceback by an additional server	Source spoofing is prevented	Requirements of additional servers
Osanaïye et al. [Osanaïye et al. 2015]	IP spoofing detection by matching OS detail of each incoming request with the OS details of real source	OS detail matching to detect spoofing	Not a full proof method as there are countable no. of OSs and large market-share goes to few OSs
Chonka et al. [Chonka et al. 2011]	Source traceback using Neural Networks	XML DoS and HTML DoS	SOAP web services are considered
Vissers et al. [Vissers et al. 2014]	For XML DoS and HTML DoS. Training the system with normal SOAP messages	XML DoS and HTML DoS	SOAP web services are considered
Jeyanthi et al. [Jeyanthi et al. 2013]	Multi stage detection by training servers with legitimate traffic	Threshold based comparison	No real results to show.
Jeyanthi et al. [Jeyanth et al. 2014]	Request rate threshold based detection on virtual firewall nodes	Training of system with real users' request rates	Accuracy depends on thresholds. No differentiation with flash crowds
Shamsolmoali et al. [Shamsolmoali et al. 2014]	TTL Based spoofing detection and Utilizing Jensen-Shannon Divergence [Gómez-Lopera et al. 2000] to statistically filter attack packets	IP Spoofing detection and statistical methods to detect attacker traffic	TTL based spoofing detection is not full-proof against spoofing and No focus on the specific aspects to cloud computing like pricing
Bhagat et al. [Bhagat and Pasupuleti 2015]	Swarm Network Based Relay mechanism to mitigate the attacks	Mitigation with throughput maximization and less no. of iterations	Required modifications in routers
Peng et al. [Xiao et al. 2015]	Co-relation based attack flow analysis	Machine learning based method to differentiate among flows	Extensive training is required with feature selection. Newer forms of attacks may not be detected.
Zhang et al. [Zhang 2015]	Method to check abnormal traffic and IP Spoofing	Multiple filters based on CUSUM algorithm and IP Spoofing detection	Overhead of large number of filters and checks

Number of documents/pages fetched during a single session forms a normal user profile. Their claims were about the difference between the attacker sessions and normal sessions and identify them. Similarly, authors in [Koduru et al. 2013] used an idea, where they have differentiated attackers with normal traffic by keeping a watch over the time they spent over a page. They have termed it as “Time Spent on a Page (TSP)”. Authors have claimed that an attacker would not spend any time over a page but would request them as a flood. They have gathered TSP behavior of users as well as of bots and identified that the attackers TSP is mostly near to zero. Even if it is not near zero, it is constant or periodic. The deviation from mean TSP is the basis of their differentiation.

7.1.3. D1.3 Web Behaviour. Web behaviour has been modeled using large number of different characteristics and metrics working upon those characteristics. Mostly, authors have used web behaviour of normal web traffic as a benchmark pattern. This normal web traffic behaviour is collected from the period when attack is not present. There are some works, which have prepared attack behaviour profile and then filtered out attack traffic by detection.

In [Idziorek and Tannian 2011], authors used the “Zipf style distribution to identify the attack traffic and modelled FRC attacks on similar lines. Distance between the normal traffic and attack traffic has been calculated using Spearman’s footrule. In [Chen et al. 2011] and [Dou et al. 2013], authors derived the web behaviour using IP and TCP header fields. On the basis of this they could calculate the confidence value in detection strategy. The major idea of this work was the claim that IP address and TTL values are related in multiple past ideas, therefore, the same can be extended to other fields in IP and TCP headers and a score for each incoming packet can be calculated.

Authors in [Chen et al. 2011] proposed a “Confidence Based Filtering (CBF)” method, in which each incoming packet’s attributes are compared with nominal traffic’s attributes. Authors recommended static and dynamic threshold values of various calculated attributes and proposed a discard policy. Attributes were monitored in the training phase from TCP and IP headers like Total Length, Time to Live (TTL), Protocol Type, Source IP Address, Destination port number and, Flags. Authors argue that the web access patterns have correlation patterns on the average and provided a method to differentiate the nominal traffic from DDoS traffic with certain confidence. In an extension [Dou et al. 2013], by the same set of authors, implementation of a case study to use CBF based filtering method for “Youth Olympics 2014” website has been proposed. Authors in [Negi et al. 2013] have proposed a similar idea with an additional feature to reduce the server load. Authors have proposed to calculate and store confidence values in IP header itself. There are no experimental/simulations results to support the contribution.

Jeyanthi et al. [Jeyanthi et al. 2013] have proposed an approach, where they proposed to detect the DDoS attack on the basis of entropy. This is supported by “Helinger distance which differentiated between the two distributions. Authors have used traffic rate, entropy and by predicting arrival rates of incoming traffic based on history. Authors proposed a method to detect HTML DoS and XML DoS in cloud environments, by training the system for typical SOAP requests and then identifying the outliers. A multi stage solution based on learning of legitimate and attacker traffic has been proposed by authors in [Jeyanthi et al. 2013]. This has been done by traffic threshold comparison. Additionally, authors have tried making a trust process to identify aggressive legitimate users and legitimate users. Enhanced entropy based strategy have been used in simulations to show the accuracy of the detection method.

Authors in [Masood et al. 2013] have demonstrated an application specific way of differentiating web requests based on their behaviour on an e-commerce site. This work has created two client profiles, one for good clients and other one for bad clients. Based on user walk-through on pages, purchases, searches these profiles are created and priority of customers is decided. A high priority customer who has recently made a purchase is given more resources and priority over customers, who merely visits the website and apply higher load queries and do not make a buy. Resource access pattern by clients is main idea to detect attackers. In [Visser et al. 2014], authors have created normal web profile, which include HTTP and XML header features. Number of elements, content length and depth etc. has been used to create normal usage profiles. Outliers are identified, which deviate from these profiles.

7.1.4. D1.4 Source/Spoof Trace. Multiple trace back algorithms have been proposed in the literature, which stops the spoof attack by tracing the source. In [Chonka et al. 2011] authors have done the same for SOAP requests. Authors have used back propagation neural networks to tackle both the popular variants of the DDoS attack, which are HTML DoS and XML DoS. Authors in [Yang et al. 2012] drops all spoofed packets at edge routers using egress filtering. Authors proposed a method to identify the source of the attack by “Service Oriented Architecture (SOA)” based technique. They have proposed a source trace back method by introducing an additional server before real web server. This additional server is known as SBTA (SOA-Based Trace back Approach), which marks each packet by cloud trace back tag and also reconstructs the path to know the source. The proposed method uses a database to store and compare each incoming packet and it requires an additional server to mitigate the attack. Osanaiye et al. in [Osanaiye et al. 2015] have proposed an IP spoofing detection method, which is based on matching OS versions of both attackers and real IP owners. Authors have argued that the OS fingerprint of the spoofed attacker can be found out by asking the real OS fingerprint from the owner. Source authentication approaches have also been used in [Mirkovic et al. 2002b], where a cryptographic token can be verified at each router to authenticate the source. Source checking approach has also been used in [Huang et al. 2013]. Source traceback approaches are also dealt by hop count or TTL values (discussed in next subsection on Threshold Filtering 7.2).

There is a major portion of literature which targeted towards detection of botnets. There are other important contributions tracing sources on the basis of location [Luo et al. 2013] and statistical filtering [Law et al. 2005]. There are major surveys available in this direction where works related to botnets, their trends and detection methods are surveys [Silva et al. 2013] [Alomari et al. 2012] [Hoque et al. 2015].

7.1.5. D1.5 BotCloud Detection. As discussed in section 4, the opportunity of using profound resources of cloud is also available to attackers. Cloud infrastructure can also be used for the purpose of installing botnets. These clouds are known as BotClouds. This subcategory describes mostly the contributions which have targeted towards finding out internal nodes in the cloud network if they have any bots. Authors in [Latanicki et al. 2010] have presented a cloud level detection method if there are attacker bots running inside hosted VMs. This has been achieved using Network level and VMM level checks. Another contribution in this direction applies Virtual Machine Introspection (VMI) and data mining techniques to separate the infected VMs from the other VMs in multi-tenant VMs [Mohammad et al. 2015]. Authors had prepared a list of typical actions of malware bots infected VMs and used clustering algorithm to identify the infected VMs based on the training. There are other BotCloud related solutions available in [Li et al. 2015] [Graham et al. 2015] [Badis et al. 2015].

Table VIII. DDoS Attack Detection Techniques in Cloud: D2 Threshold Filtering

Defense Techniques	Defense Strengths	Challenges	Limitations/Cracks
D2.1 Hop count based	Hop count based filtering to stop spoofing	Requires TTL hop data of real user. Varied implementations of . hop count	False alarms. Only succesful in case of two different TTLs for same source IPs is received
D2.2 Request count based	Preliminary detection mechanism limiting number of requests by the same source	Deciding on count is a challenge and depends upon application and content	IP Spoofing may defeat the mechanism
D2.3 Resource usage based	OS level/hypervisor level detection methods to monitor abnormal usage	Interpreting the high utilization whether it is due to attack on real traffic	Only gives a signal about the possibility of attack and requires supplementary detection mechanisms

7.2. D2 Threshold Filtering

This specific classification on “Threshold Filtering” can also be fit in attack prevention mechanisms but many of times thresholds are used to detect the initialization of attack and later can be used to identify the attack presence. These solution categories are compared in the Table 7.2 with their defense strengths, implementation challenges and limitations.

7.2.1. D2.1 Hop count based. Karnwal et al. [Karnwal et al. 2012] proposed the detection scheme, where apart from other schemes, a hop count filter has been used to identify spoofed packets. Similarly, authors in [Al-Haidari et al. 2012] have used TTL values alone for the purpose for DDoS prevention cum detection. As per this work, TTL values corresponding to various IP addresses are stored in white and black lists. If there is a new request than it is sent to graphical Turing test and on the basis of verification it is added in the white list or black list. Those who are in white list but with a different TTL, are also sent to the Turing test and on success their TTL value is updated. Authors in this paper extended their earlier work of the EDoS Shield [Sqalli et al. 2011] and improved it for the case of IP spoofing. Their solution is based on hop-count diversity, where attacker packets are claimed to have same hope count, and thus they can be detected.

7.2.2. D2.2 Request count based. In this strategy, if a user sends N request in period P , access to this user is only allowed in case, his request count is less than threshold T_H . Authors in [Saini and Somani 2014] used request count on the basis of human behaviour and dropped all subsequent requests from the same IP for a finite period. Authors in [Karnwal et al. 2012] have proposed a method to mitigate HTML and XML DDoS attacks by multiple level filtering on the basis of client puzzles, hop count and packet frequency. Various filters at server side incur significant overheads and latency for ordinary users. Similarly authors in [Jeyanth et al. 2014], used the request count method to identify attackers and blacklist them.

7.2.3. D2.3 Resource usage based. Cloud environments run IaaS using virtualized servers. VMM or hypervisor can monitor the resource usage of each VM it is hosting. Once these VMs start reaching their resource utilization thresholds, the possibility of an attack can be suspected. In [Zhao et al. 2009], authors provided solutions on the basis of available resources with VMs and requirements. Similarly, [Latanicki et al. 2010] used counters and traffic to identify resource usage of VM and mitigate attack. Resource utilization possesses a very important and indirect metric to identify the possibility of an attack. Authors in [Yu et al. 2013] used resource

limits as the sole method of the DDoS detection and then proposed mitigation methods.

8. ATTACK MITIGATION (M)

In this section, we have grouped all methods which would allow and help victim server to keep serving requests in the presence of an attack. Downtime is a major business loophole for websites and an organization may lose large number of prospective customers [SPAMfighter News 2015]. In this section, we have grouped methods, which would allow victim server to keep serving requests in the presence of an attack. Individual contributions are listed in Table 8.1.1 with their mechanisms and pros and cons.

8.1. M1 Mitigation and Recovery

Mitigation and recovery are complementary to each other to keep the server alive, which is under attack. These methods are primarily used in a temporary manner and once the attack gets over the server may be brought back to the actual situation. Most of mitigation and recovery methods, which are proposed here are purely related to infrastructure clouds and their solutions are in the direction of mitigating EDoS attacks. These solution categories are compared in the Table 8.1.1 with their defense strengths, implementation challenges and limitations.

8.1.1. M1.1 Resource Scaling. Auto scaling being one of the most popular features of cloud, has been one of best mitigation methods to counter DDoS attack and keep serving the request of clients with scaled resources. Auto scaling can be done horizontally, where new instances may be started on the same or different physical server to serve incoming requests till the victim server is facing the attack. In vertical scaling, resources like CPU, memory and disk can be scaled in the same VM or the same logical unit. These extra resources can help the victim machine to survive the attack and keep running. One of the major disadvantage of this strategy is that it can become an advantage for the attacker to increase the attack strength to even deplete added resources and generating a requirement of more resources shaping the attack into an EDoS [Mao et al. 2010]. Alqahtani et al. [Sarraf and Rose 2015] proposed a multi-level DDoS detection system for web services. VM owner level (Tenant level), service Level, application level and cloud level detection are placed to have a collaborative DDoS detection system. It is one of those solutions which are utilizing the information from all the stakeholders in mitigating the DDoS attack. Though, there might be large overhead and delay associated in decision making about the attack, however, this solution is providing a method utilizing the information from top to bottom layers.

Table IX. DDoS Attack Mitigation (M) Techniques in Cloud

Techniques	Defense Strengths	Challenges	Limitations/Cracks
M1.1 Resource Scaling	Provides a quick relief to resource bottlenecks due to DDoS attacks	Deciding whether resources are required. Economic losses are proportional to resources	False alarms may lead to EDoS. Co-hosted VMs may also be affected
M1.2 Migration	Migrating the DDoS victim service to other servers which helps in minimizing losses	Migration candidate selection and migration host selection	Migration costs and overheads. Susequent migrations/swaps in cloud
M1.3 Backup resources	Backup resources to continue serving requests	Deciding reserved resources and its usage	Backup resource costs
M1.4 Shutdown	Trivial and quick defense mechanism limiting	Attack repetition may lead to regular shutdowns and downtime	Business, reputation and long term business effect

Table X. DDoS Attack Mitigation Solutions in Cloud Computing

Work	Mechanism	Pros	Cons
Quan Jia et al. [Jia et al. 2014]	Moving target based mechanism utilizing the shuffling of servers an assignment on moving servers to confuse the attacker	Solution specific to cloud infrastructure. Attack mitigation using moving servers and server replicas	Cost of replicas and client redirection to a moving server. Frequent changes may lead to instability in the system. Not useful for small websites with low economic footprint
Alqahtani et al. [Sarraf and Rose 2015]	Identifying attack originating service with local web service related data Service, Application, Tenant and cloud level detection for services	Solution uses the features from multiple levels	Multi-level solution. Overhead and control issues
Shui Yu et al. [Yu et al. 2013]	Attack mitigation with additional resource allocation to the IPS to quickly mitigate DDoS attacks	Dynamic resource allocation features are used in mitigation	Continuous and heavy resource allocation may lead to cloud level DDoS and heavy costs to victim
Siquin Zhao et al. [Zhao et al. 2009]	Hyper-visor level DDoS detection on the basis of VM resource utilization	Migration of the affected VM to reserved resources and bring it back post-attack	Overhead of reserved resources. Migration costs and downtime. Attack duration is also being overlooked.
Latanicki et al. [Latanicki et al. 2010]	Different scenarios of internally and externally generated DDoS	Detection and solving by migration and scaling	Migration costs and possibility of data center level DDoS is not considered
[Yossi et al. 2015]	Utilization of resources from untrusted and affordable clouds in the presence of attacks	Affordable mechanism to deploy extra resources	Security issues are not completely addressed
[Sahay et al. 2015]	Monitoring and labeling by ISP for anomalous traffic and mitigation at the customer end	Multi-level solution to mitigate the attack	Scalability issues in the presence of massive DDoS attacks
[Wang et al. 2015]	SDN Based strict access control mechanism	Improves the deficiency in IP network architecture using SDN switching	Scalability issues with large number of users and sessions

8.1.2. M1.2 Migration. VM migration has changed the way the whole running server is being shifted to another physical server without noticeable downtime. Migration can be used to shift the victim server to a different physical server, which is isolated from the attack and once the DDoS is detected and mitigated, the server can again be shifted back to the actual place. Authors in [Zhao et al. 2009] proposed a similar strategy by keeping some reserved resources on a server. While the attack is detected, they migrate the victim to those reserved resources and bring it back while attack disappears. Downtime to legitimate customers is one issue which is very important while migration is chosen as a mitigation method. Authors in [Latanicki et al. 2010] also used a similar approach.

8.1.3. M1.3 Backup resources. One of first and most important contributions in this area, which touches these issues is by Shui Yu et al. [Yu et al. 2013]. Authors in this paper considered the dynamic resource allocation feature of cloud to help the victim server to get additional resources for DDoS mitigation. In this way individual cloud customers are saved from DDoS attacks by dynamic resource allocation. Experiments on real website data sets show that their queuing theory based scheme work and help DDoS attack victim servers to mitigate the attack. Authors in [Latanicki et al. 2010] presented three different scenarios to stop the DDoS attack in the cloud. These three scenarios include external attacks to internal servers, internal attacks to internal server and internal attacks to external servers. Authors provided strategies to detect the attack and get recovered using scaling and migrations in federated cloud environment. Reserved resources are kept in [Yu et al. 2013] to support the server in attack times. “How much reserved resources should be kept?” is an important question. The cost of additional resources and idleness is a drawback of this approach but still it is one of the flexibility which keeps back up and reserved resources in bad times [Latanicki et al. 2010].

Siquin Zhao et al. in [Zhao et al. 2009] have proposed a remedial method for the server affected by DDoS to keep it in the running or serving state. DDoS attack has been detected at the level of Virtual Machine Monitor (VMM) instead of any kind of count based or packet filtering. VMM is detecting the possibility of the DDoS attack by continuously monitoring resource utilization levels. Once the resource utilization levels reach a certain threshold, VMM signals for DDoS attack. On signaling, VMM migrates or duplicates the running VM as well the application to a separate isolated environment on the same physical server. This isolated environment is created with the help of reserving some additional resources for backup, where the “victim” is shifted in case of the DDoS attack. Once the attack gets over the isolated environment again shifts the VM back to its real place. There are few important issues which may question the suitability of this implementation.

In particular, wastage of additional resources, which has to be available all the time is a major issue. Detection of the DDoS just by keeping a watch over resource utilization might not be a good idea, as there might be higher utilization because of real traffic/computations. In fact, this behavior might lead to an unnecessary duplication to isolated environment. Even the overhead of duplication the system when the attack is evident might not be a wise step to overcome the security of the server and application. This contribution has overlooked one very important aspect about DDoS attack which is attack duration. If the attack continues, in that case how would server serves its legitimate consumers who are trying to access the service at that point of time? If it does not serve them then “for how much time, the service will be down?” is an important factor. Additionally, if it serves them then there is a large overhead of transferring states and keeping data and sessions up to date.

Authors in [Yossi et al. 2015] have provided a mechanism which uses low cost untrusted cloud servers in the presence of DDoS attacks to scale services without much costs. “CDN On Demand” is an open source platform developed by the authors to support the mechanism.

8.1.4. M1.4 Shutdown. Shutdown is a typical trivial method to stop the DDoS attack on a server. But this method does not provide any solution to downtime of the service which is non-negotiable. In some approaches, the attacked victim server is started at other place as a new instance and the present instance is made down. This helps in starting a synced clone at other place. Though there are high chances that the attacker will also attack the new server. A similar idea has been proposed in [Wang et al. 2014] where attacked proxy servers are shutdown and the traffic is redirected to new proxy servers.

8.1.5. M1.5 Software Defined Networking. Software Defined Networking (SDN) is an emerging reconfigurable network paradigm which may change the whole DDoS mitigation space. SDN in its core separates data and control planes of switching to support the network reconfigurability on the fly. There are few initial and ongoing works related to SDN assistant DDoS mitigation mechanisms. Authors in [Sahay et al. 2015] have proposed a SDN based solution in which ISP level monitoring of traffic and routing of malicious traffic is done to specially designed security switches. In this work, customer is required to request ISP for DDoS mitigation. ISP having an abstract view of incoming traffic applies the traffic labeling using OpenFlow switches. The suspicious traffic is then redirected to security middle-boxes which apply access policies on the traffic. Authors have left the detection and mitigation part on the customer side. Another work in this direction is done by authors in [Wang et al. 2015], where a prototype implementation of SDN based detection mechanism is given. The major idea of this work lies in the strict access control policies for the incoming traffic which requires strict authentication for each incoming request. A detailed tutorial and guideline of SDN based solutions is given in [Yan et al. 2015].

8.1.6. M1.6 Third Party Mitigation. There are multiple products available, which are capable of providing the DDoS protection [Prolexic 2014] [Akamai Technologies 2013] [Arbor Networks 2014]. Mostly, DDoS protection is done on a server or an intermediate node forwarding packets to the server. There are solutions which are hosted in cloud and provide DDoS mitigation as a service [Du and Nakao 2010] [Khor and Nakao 2011] [Kim and Kim 2010]. There are multiple providers in the market who provide this facility. However, all these mitigation methods are threshold based or human intervention based.

On the other hand, there are not many products directly available to mitigate DDoS in cloud. Authors in [Guenane et al. 2014] have proposed a DDoS mitigation service. This service is proposed to help the physical on-premise firewall to do the mitigation quickly. The proposed solution is termed as hybrid firewall, which uses both physical firewall and virtual firewall (placed in cloud).

Amazon has started providing resource limits on EC2 instances to provide an initial solution to EDoS attacks. There were multiple requests from consumers to cloud providers about keeping cap or limit on maximum allowed resources and subsequently there were additions from cloud providers related to resource consumption limit alerts to customers [AWS Discussion Forum 2006]. Additionally, Amazon has created a service, cloudWatch [Amazon 2014], to provide real time information about various metrics towards a service hosted in Amazon cloud so that necessary steps can be taken up.

9. DISCUSSION AND FUTURE DIRECTIONS

There are large number of works which have been referred while preparing this taxonomy. Few of the important contributions and their coverage to various solutions categories are presented in Table 9. On the basis of the survey, it is clear that most of works, which have emerged in the area are concentrating on the following four aspects:

- (1) Characterization or Impact study;
- (2) Prevention using Turing Tests;
- (3) Threshold or pattern based filtering;
- (4) Support to stop IP spoofing.

Most of the solutions proposed so far are using one or more of the above approaches. There are only few solutions which are including the auto scaling, multi-tenancy and utility model into account [Latanicki et al. 2010][Yu et al. 2013].

9.1. Requirements

In order to reach an effective solution to DDoS in cloud, the following features require special treatments. Here, each feature has been discussed with an intention to provide an aid to the ideal solution.

9.1.1. Auto-scaling. Auto scaling is one of major channels for DDoS to show effects. Auto-scaling is usually triggered by monitored metrics of a VM or an application running inside a VM. These are usually resource usage metrics like CPU, memory and bandwidth and other related counters like response time, query processing time etc. Triggering the auto-scaling would either result into an increase or decrease in resources. Controlling Auto-scaling or false triggering of auto-scaling requires specific checks which can identify the real usage. These checks can be ensured at VM level, hypervisor level or even at abstract cloud level [Somani et al. 2015b].

- **Vertical Scaling:** As name suggests, this feature deals with the scaling on a physical server where there are multiple VMs running in co-hosted isolations. Vertical scaling would deal with adding or removing resources on these VMs. Total resources which are available on the physical server are fixed but each VM may have different amount of resources at different times. This really depends upon the policy and the SLA. One DDoS affected VM would continuously request for more and more resources and it should be fulfilled by available idle resources. This decision is very important as it would also decide the health of co-hosted VMs and cost considerations of newly bought resources [Somani et al. 2015a].
- **Horizontal Scaling:** This would allow creating more instance of same VM at other physical servers. These instances are usually started to share the load and maintain the quality of web services. An ideal scaling strategy would first rely on vertical scaling and then should go for horizontal scaling. The decision making process to start more instances on more servers should look for a true need and cost considerations. Another important point in horizontal scaling is limiting maximum number of instances an application should have. This can be decided by the cloud consumer but a restriction on it may lead to losing customers and no restriction may result into EDoS.

9.1.2. Multi-tenancy. Multi-tenancy leads to proper hardware utilization of high capacity servers which would have been underutilized if not implemented as multi-tenant environments. A good decision regarding maximum number of VMs on a physical server allowed would affect scaling schemes. Vertical scaling would have much flexibility in case there are few VMs running on a single machine. On the other hand, cloud providers would have ROI considerations and would want to run more and more VMs.

Table XI. DDoS Solutions in Cloud Computing

Contributions	Attack Prevention									Attack Detection							Attack Mitigation							
	P1			P2						D1					D2			M1						
	1.1	1.2	1.3	2.1	2.2	2.3	2.4	2.5	1.1	1.2	1.3	1.4	1.5	2.1	2.2	2.3	1.1	1.2	1.3	1.4	1.5	1.6		
[Sqalli et al. 2011]	✓	x	x	x	x	x	x	x	x	x	x	x	x	x	x	x	x	x	x	x	x	x		
[Alosaimi and Al-Begain 2013a]	✓	x	✓	x	x	x	x	x	x	x	x	x	x	x	x	x	x	x	x	x	x	x		
[Alosaimi and Al-Begain 2013b]	✓	x	✓	✓	✓	x	x	x	x	x	x	x	x	x	x	x	x	x	x	x	x	x		
[Khor and Nakao 2009]	x	x	✓	✓	✓	x	✓	x	x	x	x	x	x	✓	x	x	x	x	x	x	x	x		
[Al-Haidari et al. 2012]	x	x	✓	x	x	x	x	x	x	x	x	x	x	x	x	x	x	x	x	x	x	x		
[Kumar et al. 2012]	x	x	✓	x	x	x	x	x	x	x	x	x	x	x	x	x	x	x	x	x	x	x		
[Baig and Binbeshr 2013]	x	x	✓	x	✓	x	x	x	x	x	x	x	x	x	x	x	x	x	x	x	x	x		
[Masood et al. 2013]	✓	x	x	✓	x	✓	x	x	x	x	✓	x	x	x	x	x	x	x	x	x	x	x		
[Karnwal et al. 2012]	x	✓	x	x	x	x	x	x	x	x	x	x	x	✓	✓	x	x	x	x	x	x	x		
[Huang et al. 2013]	x	✓	x	x	x	x	x	x	x	x	x	✓	x	x	x	x	x	x	x	x	x	x		
[Wang et al. 2014]	x	x	✓	✓	x	x	x	x	x	x	x	x	x	x	x	x	x	x	x	✓	x	x		
[Kumar et al. 2011]	x	x	✓	x	x	x	x	x	x	x	x	x	x	x	x	x	x	x	x	x	x	x		
[Saini and Somani 2014]	x	x	x	x	✓	x	x	x	x	x	x	x	x	x	✓	x	x	x	x	x	x	x		
[Amazon 2014]	x	x	x	x	x	x	x	✓	x	x	x	x	x	x	x	x	x	x	x	x	x	✓		
[Feinstein et al. 2003]	x	x	x	x	x	x	x	x	✓	x	x	x	x	x	x	x	x	x	x	x	x	x		
[Idziorek et al. 2011]	x	x	x	x	x	x	x	x	✓	✓	✓	x	x	x	x	x	x	x	x	x	x	x		
[Ismail et al. 2013]	x	x	x	x	x	x	x	x	✓	x	x	x	x	x	x	x	x	x	x	x	x	x		
[Idziorek and Tannian 2011]	x	x	x	x	x	x	x	x	✓	✓	✓	x	x	x	x	x	x	x	x	x	x	x		
[Idziorek et al. 2012]	x	x	x	x	x	x	x	x	✓	✓	✓	x	x	x	x	x	x	x	x	x	x	x		
[Shamsolmoali et al. 2014]	x	x	x	x	x	x	x	x	✓	x	x	x	x	✓	x	x	x	x	x	x	x	x		
[Koduru et al. 2013]	x	x	x	x	x	x	x	x	✓	x	x	x	x	x	x	x	x	x	x	x	x	x		
[Chen et al. 2011]	x	x	x	x	x	x	x	x	x	x	✓	x	x	✓	x	x	x	x	x	x	x	x		
[Dou et al. 2013]	x	x	x	x	x	x	x	x	x	x	x	x	x	✓	x	x	x	x	x	x	x	x		
[Yang et al. 2012]	x	x	x	x	x	x	x	x	x	x	x	✓	x	x	x	x	x	x	x	x	x	x		
[Osanaïye et al. 2015]	x	x	x	x	x	x	x	x	x	x	x	✓	x	x	x	x	x	x	x	x	x	x		
[Chonka et al. 2011]	x	x	x	x	x	x	x	x	x	x	x	✓	x	x	x	x	x	x	x	x	x	x		
[Vissers et al. 2014]	x	x	x	x	x	x	x	x	x	x	✓	x	x	x	x	x	x	x	x	x	x	x		
[Jeyanthi et al. 2013]	x	x	x	x	x	x	x	x	x	x	✓	x	x	x	x	x	x	x	x	x	x	x		
[Jeyanth et al. 2014]	x	x	x	✓	x	x	x	x	x	x	x	x	x	x	✓	x	x	x	x	x	x	x		
[Bhagat and Pasupuleti 2015]	x	x	x	✓	x	x	x	x	✓	x	x	x	x	x	x	x	x	x	x	x	x	x		
[Xiao et al. 2015]	x	x	x	x	x	x	x	x	✓	x	x	x	x	x	x	x	x	x	x	x	x	x		
[Zhang 2015]	x	x	x	x	x	x	x	x	✓	x	✓	✓	x	x	x	x	x	x	x	x	x	x		
[Negi et al. 2013]	x	x	x	x	x	x	x	x	x	x	✓	x	x	x	x	x	x	x	x	x	x	x		
[Mirkovic et al. 2002b]	x	x	x	x	x	x	x	x	x	x	x	✓	x	x	x	x	x	x	x	x	x	x		
[Luo et al. 2013]	x	x	x	x	x	x	x	x	x	x	x	✓	x	x	x	x	x	x	x	x	x	x		
[Law et al. 2005]	x	x	x	x	x	x	x	x	x	x	x	✓	x	x	x	x	x	x	x	x	x	x		
[Mohammad et al. 2015]	x	x	x	x	x	x	x	x	x	x	x	x	✓	x	x	x	x	x	x	x	x	x		
[Li et al. 2015]	x	x	x	x	x	x	x	x	x	x	x	x	✓	x	x	x	x	x	x	x	x	x		
[Graham et al. 2015]	x	x	x	x	x	x	x	x	x	x	x	x	✓	x	x	x	x	x	x	x	x	x		
[Badis et al. 2015]	x	x	x	x	x	x	x	x	x	x	x	x	x	x	x	x	x	x	x	x	x	x		
[Latanicki et al. 2010]	x	x	x	x	x	x	x	x	x	x	x	x	✓	x	x	✓	x	✓	✓	x	x	x		
[Yu et al. 2013]	x	x	x	x	x	x	x	x	x	x	x	x	x	x	x	✓	x	x	✓	x	x	x		
[Jia et al. 2014]	x	x	x	✓	x	x	x	x	x	x	x	x	x	x	x	x	x	x	x	x	x	x		
[Sarraf and Rose 2015]	✓	x	x	x	x	x	x	x	x	x	x	x	x	x	x	x	x	x	x	x	x	x		
[Yossi et al. 2015]	x	x	x	x	x	x	x	x	x	x	x	x	x	x	x	x	x	x	✓	x	x	x		
[Sahay et al. 2015]	x	x	x	x	x	x	x	x	x	x	x	x	x	x	x	x	x	x	x	✓	x	x		
[Wang et al. 2015]	x	x	x	x	x	x	x	x	x	x	x	x	x	x	x	x	x	x	x	x	✓	x		
[Guenane et al. 2014]	x	x	x	x	x	x	x	x	x	x	x	x	x	x	x	x	x	x	x	x	x	✓		
[Du and Nakao 2010]	x	x	x	x	x	x	x	x	x	x	x	x	x	x	x	x	x	x	x	x	x	✓		
[Khor and Nakao 2011]	x	x	x	x	x	x	x	x	x	x	x	x	x	x	x	x	x	x	x	x	x	✓		
[Kim and Kim 2010]	x	x	x	x	x	x	x	x	x	x	x	x	x	x	x	x	x	x	x	x	x	✓		
[Somani et al. 2015b]	x	x	x	x	x	x	x	x	x	x	x	x	x	x	✓	x	✓	x	x	x	x	x		
[Chen and Song 2005]	x	x	x	x	x	x	x	x	✓	x	x	x	x	x	x	x	x	x	x	x	x	x		
[Chen et al. 2007]	x	x	x	x	x	x	x	x	✓	x	x	x	x	x	x	x	x	x	x	x	x	x		
[Dermott et al. 2015]	x	x	x	x	x	x	x	x	✓	x	x	x	x	x	x	x	x	x	✓	x	x	x		
[François et al. 2012]	x	x	x	x	x	x	x	x	x	x	x	x	x	x	x	x	x	x	✓	x	x	x		

Other than this, performance isolation and performance interference aspects should also be looked carefully while designing capacity of these servers. DDoS defense mechanism and its design should reflect protecting multi-tenant environments.

9.1.3. Pay-as-you-go model. Pay-as-you-go model is advantageous for both consumers and providers. Literature has mostly counted pay-as-you-go models as an advantage for consumers only. But this becomes advantageous for a cloud provider when VMs it has hosted in its cloud requires more and more resources on regular basis. In case, this additional requirement is fulfilled than the consumer needs to pay for these additional resources and provider gets benefited? Almost all solutions should keep the accounting and billing model in center while designing DDoS defense solutions.

9.1.4. Migration. As described in the Section on Attack Mitigation, VM migration is very important method to minimize effects of the DDoS in a virtualized cloud. Migrations incur a cost in terms of downtime, configuration changes and bandwidth usage. If the application down not have a capability to start more instance and share the load, migration is only a way to minimize the downtime and denial of service. As horizontal scaling cannot be done in such cases, duration for which DDoS attacks lasts would also play an important role here. Large attack duration may lead to multiple subsequent migrations here and there, and thus large number of side-effects to the cloud and other VMs. DDoS Defense mechanism should be able to minimize number of migrations during the attack period by closely working with horizontal scaling.

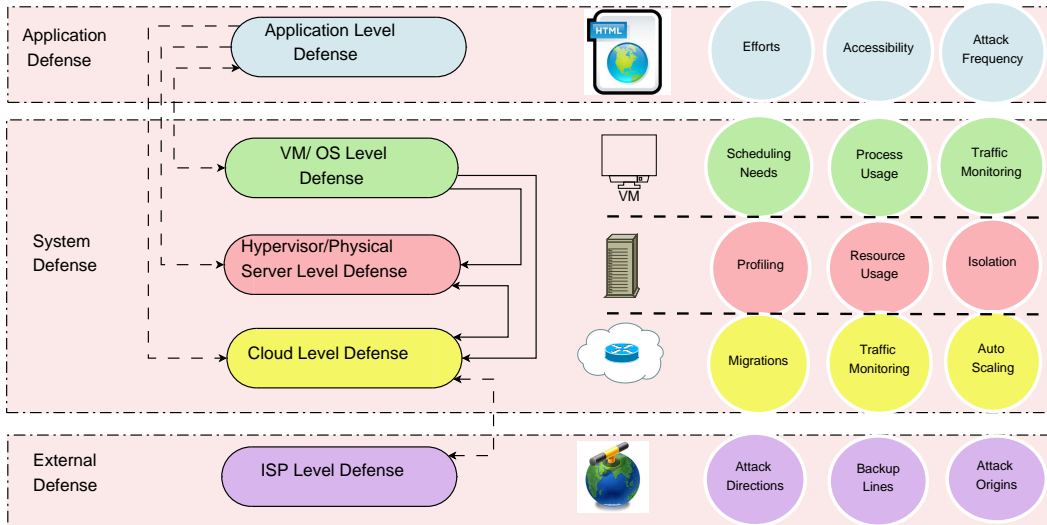


Fig. 5. Effective Solution Hierarchy with Three Solution Levels

9.2. Building an effective solution

In this section, we would like to detail ideas related to an effective solution towards DDoS in cloud. Even though these solutions only outline the solution space and related issues but they also give a systematic design of an ideal solution lookalike. The model shown in Figure 5 gives a complete idea about solution spots, where the defense mechanism can possibly be constructed employed. The communication between these five levels is a tricky part because of security questions and data transfer among them.

This is a design question and can be solved by allowing only monitoring data to be transferred among levels. In Figure 5, we have also pointed out specific features and aspects, which can be dealt at each level.

9.2.1. Application level defense. Applications are the real ends, which are in direct communication with attacker requests. These applications are mostly web services which send web pages on the basis of user's HTTP requests. TCP SYN and ICMP floods are also sent to applications responding to them. The defense mechanism should look for an unexpected increase in number of requests from a set of source IP addresses. Identifying these source IP addresses is the root solution to this problem. Most of solutions available in the literature try to defend at application level [Koduru et al. 2013][Khor and Nakao 2009][Squalli et al. 2011][Al-Haidari et al. 2012][Baig and Binbeshri 2015]. These solutions include Turing tests, request frequency and hop count based filtering. In order to achieve efficiency, there are three design aspects which required important considerations.

- **Efforts:** The effort required to identify or prevent an attacker is usually more than the effort required to serve the attacker as a normal user. Many times the complex defense schemes checks for multiple filters and each request has to go through these filters. Lengthy and complex mechanism may incur large computation and storage costs and may involve higher resource usage. Defense mechanism may get into an “Indirect EDoS” due to filtering efforts.
- **Accessibility:** Accessibility of a normal user should not be compromised much. Many times usability of a web service is affected because of special mechanisms of tests and other defense mechanisms. Usability aspects are very important and surveys have shown that even a delay of 1 second in page loading time may affect conversion rate [TagMan 2013]. This may lead to higher response times and usability aspects for many users and especially for elderly or differently able persons.
- **Request rates:** Attacks may not always be high rate flooding attacks. Low rate but continuous attacks may also affect a server's economic aspects [Idziorek and Tannian 2011]. In [Idziorek and Tannian 2011] have shown that sending one request per minute for a month also incurs cost.

9.2.2. VM/OS level defense. VM running on a hypervisor runs a complete operating system on top of them. An eye over the resource usage of specific processes, their generation and object fetch cycles may provide idea about the attack monitoring. Threaded web services and process based web servers have different utilities and have different scheduling needs. Many consequences of the EDoS occur due to the decisions taken at this level. At present, there are very few solutions work towards this directions [Sarraf and Rose 2015]. In addition to all these features, performance isolation is one of the most important assurance which is required at this level [Somani et al. 2015a].

9.2.3. Hypervisor level defense. Hypervisor is the control and management layer (a bare metal hypervisor like XenServer) which handles the most important task of “Vertical Scaling”. Scheduling VMs, managing their memory and storage are some of most important areas where an effective monitoring mechanism could be employed. Additionally this level can be controlled by the “Cloud” level which can send/receive important alerts and take appropriate decisions. There are some mitigation solutions which have partially used this level of defense [Sarraf and Rose 2015][Latanicki et al. 2010].

9.2.4. Cloud level defense. Cloud level defense may want to look at the amount of traffic coming in and going out as a basis idea towards the attack. Any anomaly in the normal behaviour can be detected. Additionally, decisions re-

garding “Horizontal Scaling” are taken at this level by taking migrations and cost into considerations. A solution which involves communication between hypervisor and cloud level would be a good design to deal with the defense mechanism. Few novel solutions, which are based on cloud level of defense [Jia et al. 2014][Yu et al. 2013][Sarraf and Rose 2015][Latanicki et al. 2010][Guenane et al. 2014].

9.2.5. ISP level defense. Defense at the level of ISP [Gupta et al. 2012] and routers can be of immediate help for DDoS attacks originating from specific networks. Projects like Digital Attack Map [Digital Attack Map 2014] can be taken as a reference for this mechanism. Even a choked line by a DDoS can be replaced by an ISP by another backup line for recovery from the attack. Both cloud level and ISP level should also keep a close communication over the attack generated by their own nodes/networks and limit them by some mechanisms. DDoS target networks as well as DDoS originating networks may be identified by the ISP collaborations. Chen et al. in [Chen and Song 2005] have proposed a method which works on filtering at edge routers of the network. Authors have proposed three mechanisms to provide ISP supported DDoS defense mechanisms. Authors have shown the effectiveness of the mechanism through simulations. Authors have argued that the perimeter based mitigation method is able to sustain the attack even if 40% of the customer networks are attackers networks. Another important work in this direction is proposed by [Chen et al. 2007]. The major idea of this work is to look for abrupt traffic changes across networks using attack-transit routers at ISP networks. These changes are modeled and detected using distributed change-point detection mechanism utilizing special constructs known as change aggregation trees (CAT). Authors have also given a trust policy among networks to collaboratively cure these attacks. Collaborative solutions using federated clouds have been proposed by [Dermott et al. 2015]. In this work, authors have used Dempster-Shafer theory of evidence to use the local cloud data to share among cloud federation to anticipate any possible DDoS attack. Authors have argued that the proposed collaborative solution may be useful to save clouds economically. Similar collaborative mitigation systems are proposed in [François et al. 2012].

Considering above facts, there are four solution designs, which are possible (refer to Figure 5). These solutions use one or more of the design abstractions.

- (1) Design with “Application Defense”: This is a design which considers defense at application level only. The major reason is the multi-tenant environment where each hosted VM should be isolated because of multiple virtualization and data security threats. Most solutions in the literature follow this design but it is also clear that this design alone is not suitable to take care of aspects of cloud.
- (2) Design with “Application Defense” + “System Defense”: If this design can be implemented with ease than it can be proved as one of the most effective solution as the defense mechanism would take advantage of the information from multiple sub-levels in “System Defense”. The information gathered and supplied by the Level “Application Defense” would be important in taking pro-active decisions at level “System Defense”.
- (3) Design with “System Defense” or “System Defense” + “External Defense”: Both these solutions would work at the system level to defend the DDoS attack. The difference is that the later will also use the ISP support. Design “System Defense” alone would be effective, however, identifying the “True positives” and “False Negatives” is the most important concern here. As without actual verification of attack traffic from “Application Defense” level, this defense would lack effectiveness.
- (4) Design with “Application Defense” + “System Defense” + “External Defense”: This is a complete design with multilevel support. After solving the data security and business logic theft issues among levels, if this design can be implemented than

it would be an ideal design solution for an Infrastructure cloud based on utility computing.

10. SUMMARY AND CONCLUSIONS

This work provides a comprehensive and detailed survey about the DDoS attacks and defense mechanisms available in the cloud computing environment. We have shown through the discussion that EDoS attack is the primary form of DDoS attack in cloud. DDoS attacks have important characteristics which play an important role while considering utility computing models. This paper introduces the fundamental aspects of cloud computing which are really important in order to understand the DDoS attack and its impact. We have defined and given the comprehensive attack and threat models for this attack to understand the security and control aspects.

We have also presented attack statistics, its impact and characterization by various contributors. A comprehensive taxonomy of works related to DDoS defense mechanisms in cloud computing has been prepared. We believe that this survey would help to provide a directional guidance towards requirements of DDoS defense mechanisms and a guideline towards a unified and effective solution.

There are large number of solutions which have targeted the DDoS attack from one of the three solution categories of attack prevention, detection and mitigation. Among these solutions, there are contributions which are targeting at cloud specific features like resource allocation, on-demand resources, botcloud detection and network reconfiguration using SDNs.

At the end, we have provided a detailed guideline for effective solution design. This effective solution guideline will provide a complete view of solution design space and parameters to help future defense mechanisms. This survey plays an important role in providing the basis for the innovative and effective solutions to prevent and deter DDoS attacks in cloud computing. Characterization at the level of a cloud as a whole and multiple clouds would really help in understanding the impact of this attack at larger level. As discussed in the survey, solutions specifically designed for cloud and its features, would surely perform better as compared to traditional DDoS solutions. Cost analysis and cost based resource allocation algorithms in cloud would also help in mitigating the attack. Finally, the multi-layer solution guideline based solutions can be tested to have their effective evaluation in cloud infrastructure.

REFERENCES

- M. Abliz and T. Znati. 2009. A Guided Tour Puzzle for Denial of Service Prevention. In *Computer Security Applications Conference, 2009. ACSAC '09. Annual.* 279–288. DOI: <http://dx.doi.org/10.1109/ACSAC.2009.33>
- Akamai. 2014. Akamai Quarterly Report Q4. <http://harish11g.blogspot.in/2013/04/Amazon-Web-Services-AWS-Cost-Saving-Tips-how-Am> (2014).
- Akamai Technologies. 2013. AKAMAI's STATE OF THE INTERNET Q4 2013 EXECUTIVE SUMMARY VOLUME 6 NUMBER 4. <http://www.akamai.com/dl/akamai/akamai-soti-q413-exec-summary.pdf>. (2013).
- F Al-Haidari, M Sqalli, and K Salah. 2014. Evaluation of the impact of EDoS attacks against cloud computing services. *Arabian Journal for Science and Engineering* 40, 3 (2014), 773–785.
- Fahd Al-Haidari, Mohammed H. Sqalli, and Khaled Salah. 2012. Enhanced EDoS-Shield for Mitigating EDoS Attacks Originating from Spoofed IP Addresses. In *11th IEEE International Conference on Trust, Security and Privacy in Computing and Communications, TrustCom 2012, Liverpool, United Kingdom, June 25-27, 2012*, Geyong Min, Yulei Wu, Lei (Chris) Liu, Xiaolong Jin, Stephen A. Jarvis, and Ahmed Yassin Al-Dubai (Eds.). IEEE Computer Society, 1167–1174.
- Esraa Alomari, Selvakumar Manickam, BB Gupta, Shankar Karuppayah, and Rafeef Alfari. 2012. Botnet-based distributed denial of service (DDoS) attacks on web servers: classification and art. *arXiv preprint arXiv:1208.0403* (2012).

- Wael Alosaimi and Khalid Al-Begain. 2013a. A New Method to Mitigate the Impacts of the Economical Denial of Sustainability Attacks Against the Cloud. In *Proceedings of the 14th Annual Post Graduates Symposium on the convergence of Telecommunication, Networking and Broadcasting (PGNet)*. 116–121.
- Wael Alosaimi and Khalid Al-Begain. 2013b. An Enhanced Economical Denial of Sustainability Mitigation System for the Cloud. In *NGMAST*. IEEE, 19–25.
- Amazon. 2014. Amazon CloudWatch. <https://aws.amazon.com/cloudwatch/>. (2014).
- Tom Anderson, Timothy Roscoe, and David Wetherall. 2004. Preventing Internet denial-of-service with capabilities. *ACM SIGCOMM Computer Communication Review* 34, 1 (2004), 39–44.
- Arbor Networks. 2014. Understanding the nature of DDoS attacks. <http://www.arbornetworks.com/asert/2012/09/understanding-the-nature-of-ddos-attacks/>. (2014).
- Michael Armbrust, Armando Fox, Rean Griffith, Anthony D. Joseph, Randy Katz, Andy Konwinski, Gunho Lee, David Patterson, Ariel Rabkin, Ion Stoica, and Matei Zaharia. 2010. A View of Cloud Computing. *Commun. ACM* 53, 4 (April 2010), 50–58. DOI: <http://dx.doi.org/10.1145/1721654.1721672>
- AUSWEB. 2015. SLA Service Level Agreement. <https://my.ausweb.com.au/knowledgebase/112/SLA-Service-Level-Agreement.html>. (2015).
- AWS Discussion Forum. 2006. <https://forums.aws.amazon.com>. <https://forums.aws.amazon.com>. (2006).
- Hammi Badis, Guillaume Doyen, and Rida Khatoun. 2015. A collaborative approach for a source based detection of botclouds. In *Integrated Network Management (IM), 2015 IFIP/IEEE International Symposium on*. IEEE, 906–909.
- Zubair A. Baig and Farid Binbeshr. 2013. Controlled Virtual Resource Access to Mitigate Economic Denial of Sustainability (EDoS) Attacks Against Cloud Infrastructures. In *Proceedings of the 2013 International Conference on Cloud Computing and Big Data (CLOUDCOM-ASIA '13)*. IEEE Computer Society, Washington, DC, USA, 346–353. DOI: <http://dx.doi.org/10.1109/CLOUDCOM-ASIA.2013.51>
- Hakem Beitollahi and Geert Deconinck. 2012. Analyzing well-known countermeasures against distributed denial of service attacks. *Computer Communications* 35, 11 (2012), 1312 – 1332. DOI: <http://dx.doi.org/10.1016/j.comcom.2012.04.008>
- Anton Beloglazov and Rajkumar Buyya. 2012. Optimal online deterministic algorithms and adaptive heuristics for energy and performance efficient dynamic consolidation of virtual machines in cloud data centers. *Concurrency and Computation: Practice and Experience* 24, 13 (2012), 1397–1420.
- Sourabh Bhagat and Syam Kumar Pasupuleti. 2015. Simulated Raindrop Algorithm to Mitigate DDoS Attacks in Cloud Computing. In *Proceedings of the Sixth International Conference on Computer and Communication Technology 2015*. ACM, 412–418.
- BudgetVM. 2015. Service Level Agreement (SLA). <https://www.budgetvm.com/sla.php>. (2015).
- Chris Burt. 2014. Large Volume DDoS Attacks See Exceptional Growth in First Half of 2014: Arbor Networks. <http://www.thewhir.com/web-hosting-news/large-volume-ddos-attacks-see-exceptional-growth-first-half-2014-arbor-networks/>. (2014).
- Rajkumar Buyya, Rodrigo N. Calheiros, and Xiaorong Li. 2012. Autonomic Cloud Computing: Open Challenges and Architectural Elements. In *Proceedings of the Third International Conference of Emerging Applications of Information Technology (EAIT 2012), Kolkata, India*. IEEE Press, USA.
- Qi Chen, Wenmin Lin, Wanchun Dou, and Shui Yu. 2011. CBF: A packet filtering method for DDoS attack defense in cloud environment. In *Dependable, Autonomic and Secure Computing (DASC), IEEE Ninth Int. Conf. on*. IEEE, 427–434.
- Shigang Chen and Qingguo Song. 2005. Perimeter-based defense against high bandwidth DDoS attacks. *Parallel and Distributed Systems, IEEE Transactions on* 16, 6 (2005), 526–537.
- Yu Chen, Kai Hwang, and Wei-Shinn Ku. 2007. Collaborative detection of DDoS attacks over multiple network domains. *Parallel and Distributed Systems, IEEE Transactions on* 18, 12 (2007), 1649–1662.
- Ashley Chonka, Yang Xiang, Wanlei Zhou, and Alessio Bonti. 2011. Cloud security defence to protect cloud computing against HTTP-DoS and XML-DoS attacks. *Journal of Network and Computer Applications* 34, 4 (2011), 1097–1107.
- Christopher Clark, Keir Fraser, Steven Hand, Jacob Gorm Hansen, Eric Jul, Christian Limpach, Ian Pratt, and Andrew Warfield. 2005. Live migration of virtual machines. In *Proceedings of the 2nd conference on Symposium on Networked Systems Design & Implementation-Volume 2*. USENIX Association, 273–286.
- Luigi Clemente. 2013. Auto Scaling on AWS: an overview. <http://www.luigiclemente.com/scalable-websites-on-aws-an-overview/>. (2013).
- Reuven Cohen. 2009. Cloud Attack: Economic Denial of Sustainability (EDoS). <http://www.elasticvapor.com/2009/01/cloud-attack-economic-denial-of.html>. (2009).
- Carlo Curino and others. 2011. Relational Cloud: A Database-as-a-Service for the Cloud. In *5th Biennial Conference on Innovative Data Systems Research, CIDR*. 9–12.

- Francisco Airtton Pereira da Silva, Paulo Anselmo da Mota Silveira Neto, Vinicius Cardoso Garcia, Rodrigo Elia Assad, and Fernando Antonio Mota Trinta. 2012. Accounting models for cloud computing: A systematic mapping study. In *Proceedings of 8th International Conference on Grid Computing and Applications (GCA)*.
- Marwan Darwish, Abdelkader Ouda, and Luiz Fernando Capretz. 2013. Cloud-based DDoS attacks and defenses. In *Information Society (i-Society), 2013 International Conference on*. IEEE, 67–71.
- Drew Dean and Adam Stubblefield. 2001. Using Client Puzzles to Protect TLS. In *USENIX Security Symposium*, Vol. 42.
- ÁineMac Dermott, Qi Shi, and Kashif Kifayat. 2015. Collaborative Intrusion Detection in Federated Cloud Environments. *Journal of Computer Sciences and Applications* 3, 3A (2015), 10–20.
- Digital Attack Map. 2014. Digital Attack Map, <http://www.digitalattackmap.com/>. <http://www.digitalattackmap.com/>. (2014).
- Wanchun Dou, Qi Chen, and Jinjun Chen. 2013. A confidence-based filtering method for DDoS attack defense in cloud environment. *Future Generation Computer Systems* 29, 7 (2013), 1838–1850.
- Christos Douligeris and Aikaterini Mitrokotsa. 2004a. {DDoS} attacks and defense mechanisms: classification and state-of-the-art. *Computer Networks* 44, 5 (2004), 643 – 666. DOI: <http://dx.doi.org/10.1016/j.comnet.2003.10.003>
- Christos Douligeris and Aikaterini Mitrokotsa. 2004b. {DDoS} attacks and defense mechanisms: classification and state-of-the-art. *Computer Networks* 44, 5 (2004), 643 – 666. DOI: <http://dx.doi.org/10.1016/j.comnet.2003.10.003>
- Ping Du and Akihiro Nakao. 2010. DDoS defense as a network service. In *Network Operations and Management Symposium (NOMS)*. IEEE, 894–897.
- Paolo Farina et al. 2015. Understanding DDoS Attacks From Mobile Devices. In *Future Internet of Things and Cloud (FiCloud), 2015 3rd International Conference on*. IEEE, 614–619.
- Zargar et al. 2013. A survey of defense mechanisms against distributed denial of service (DDoS) flooding attacks. *Communications Surveys & Tutorials, IEEE* 15, 4 (2013), 2046–2069.
- Sara Farahmandian, Mazdak Zamani, Ahad Akbarabadi, JOOBIN MOGHIMI, SEYED MOSTAFA MIRHOSSEINI ZADEH, and SEPIDEH FARAHMANDIAN. 2013. A Survey on Methods to Defend against DDoS Attack in Cloud Computing. *system* 6, 22 (2013), 26.
- L. Feinstein, D. Schnackenberg, R. Balupari, and D. Kindred. 2003. Statistical approaches to DDoS attack detection and response. In *DARPA Information Survivability Conference and Exposition, 2003. Proceedings*, Vol. 1. 303–314 vol.1. DOI: <http://dx.doi.org/10.1109/DISCEX.2003.1194894>
- Jérôme François, Issam Aib, and Raouf Boutaba. 2012. FireCol: a collaborative protection network for the detection of flooding DDoS attacks. *IEEE/ACM Transactions on Networking (TON)* 20, 6 (2012), 1828–1841.
- Simson Garfinkel. 2011. The Cloud Imperative, <http://www.technologyreview.com/news/425623/the-cloud-imperative/>. <http://www.technologyreview.com/news/425623/the-cloud-imperative/>. (2011).
- Gartner. 2014. Gartner Says Cloud Computing Will Become the Bulk of New IT Spend by 2016. <http://siliconangle.com/blog/2014/01/27/20-cloud-computing-statistics-tc0114/>. (2014).
- Moti Geva, Amir Herzberg, and Yehoshua Gev. 2014. Bandwidth distributed denial of service: attacks and defenses. *IEEE Security & Privacy* 1 (2014), 54–61.
- Juan Francisco Gómez-Lopera, José Martínez-Aroza, Aureliano M Robles-Pérez, and Ramón Román-Roldán. 2000. An analysis of edge detection by using the Jensen-Shannon divergence. *Journal of Mathematical Imaging and Vision* 13, 1 (2000), 35–56.
- Mark Graham, Winckles Adrian, and Sanchez-Velazquez. Erika. 2015. Botnet detection within cloud service provider networks using flow protocols. In *Industrial Informatics (INDIN), 2015 IEEE 13th International Conference on*. IEEE, 1614–1619.
- Nils Gruschka and Meiko Jensen. 2010. Attack Surfaces: A Taxonomy for Attacks on Cloud Services. In *IEEE CLOUD*. IEEE, 276–279.
- Fouad Guenane, Michele Nogueira, and Guy Pujolle. 2014. Reducing DDoS attacks impact using a hybrid cloud-based firewalling architecture. In *Global Information Infrastructure and Networking Symposium (GIIS), 2014*. IEEE, 1–6.
- B. B. Gupta, Manoj Misra, and Ramesh C. Joshi. 2012. An ISP Level Solution to Combat DDoS Attacks using Combined Statistical Based Approach. *CoRR* abs/1203.2400 (2012).
- Diwaker Gupta, Ludmila Cherkasova, Rob Gardner, and Amin Vahdat. 2006. Enforcing performance isolation across virtual machines in Xen. In *Middleware 2006*. Springer, 342–362.
- Nazrul Hoque, Dhruva Bhattacharyya, and Jugal Kalita. 2015. Botnet in DDoS Attacks: Trends and Challenges. *IEEE COMMUNICATION SURVEYS & TUTORIALS* 17, 4 (2015), 2242–2270.

- VS Huang, Robert Huang, and Ming Chiang. 2013. A DDoS Mitigation System with Multi-stage Detection and Text-Based Turing Testing in Cloud Computing. In *Advanced Information Networking and Applications Workshops (WAINA), 2013 27th International Conference on*. IEEE, 655–662.
- Joseph Idziorek and Mark Tannian. 2011. Exploiting Cloud Utility Models for Profit and Ruin. In *Proc. IEEE International Conference on Cloud Computing (4th IEEE CLOUD'11)*. IEEE Computer Society, Washington, DC, USA, 33–40.
- Joseph Idziorek, Mark Tannian, and Doug Jacobson. 2011. Detecting fraudulent use of cloud resources. In *Proceedings of the 3rd ACM workshop on Cloud computing security*. ACM, 61–72.
- Joseph Idziorek, Mark Tannian, and Douglas Jacobson. 2012. Attribution of fraudulent resource consumption in the cloud. In *Cloud Computing (CLOUD), 2012 IEEE 5th International Conference on*. IEEE, 99–106.
- Infosecurity. 2014. Evolving DDoS Tactics Hijack Internet and Cause Attack Surge, 22 APRIL, 2014. <http://www.infosecurity-magazine.com/view/38077/evolving-ddos-tactics-hijack-internet-and-cause-attack-surge/>. (2014).
- John Ioannidis and Steven M. Bellovin. 2002. Implementing Pushback: Router-Based Defense Against DDoS Attacks. In *NDSS*. The Internet Society.
- Mohd Nazri Ismail, Abdulaziz Aborujilah, Shahrulniza Musa, and AAmir Shahzad. 2013. Detecting flooding based DoS attack in cloud computing environment using covariance matrix approach. In *Proceedings of the 7th International Conference on Ubiquitous Information Management and Communication*. ACM, 36.
- Jeyanth et al. 2014. A Virtual Firewall Mechanism Using Army Nodes to Protect Cloud Infrastructure from DDoS Attacks. *Cybernetics and Information Technologies* 14, 3 (2014), 71–85.
- N Jeyanthi, N Ch SN Iyengar, PC Mogan Kumar, and A Kannammal. 2013. An enhanced entropy approach to detect and prevent DDoS in cloud environment. *International Journal of Communication Networks and Information Security (IJCNIS)* 5, 2 (2013).
- Quan Jia, Huangxin Wang, Dan Fleck, Fei Li, Angelos Stavrou, and Walter Powell. 2014. Catch Me If You Can: A Cloud-Enabled DDoS Defense. In *Dependable Systems and Networks (DSN), 2014 44th Annual IEEE/IFIP International Conference on*. IEEE, 264–275.
- B.R. Kandukuri, V.R. Paturi, and A. Rakshit. 2009. Cloud Security Issues. In *Services Computing, 2009. SCC '09. IEEE International Conference on*. 517–520. DOI: <http://dx.doi.org/10.1109/SCC.2009.84>
- Srikanth Kandula, Dina Katabi, Matthias Jacob, and Arthur Berger. 2005. Botz-4-Sale: Surviving Organized DDoS Attacks That Mimic Flash Crowds. In *NSDI*. USENIX.
- Mikyung Kang, Dong-In Kang, Mira Yun, Gyung-Leen Park, and Junghoon Lee. 2010. Design for Run-Time Monitor on Cloud Computing. In *Security-Enriched Urban Computing and Smart Grid*. Springer, 279–287.
- Tarun Karnwal, T Sivakumar, and G Aghila. 2012. A comber approach to protect cloud computing against XML DDoS and HTTP DDoS attack. In *Electrical, Electronics and Computer Science (SCEECS), 2012 IEEE Students' Conference on*. IEEE, 1–5.
- Kaspersky Labs. 2014. GLOBAL IT SECURITY RISKS SURVEY 2014 DISTRIBUTED DENIAL OF SERVICE (DDoS) ATTACKS. <http://media.kaspersky.com/en/B2B-International-2014-Survey-DDoS-Summary-Report.pdf>. (2014).
- L.M. Kaufman. 2009. Data Security in the World of Cloud Computing. *Security Privacy, IEEE* 7, 4 (July 2009), 61–64. DOI: <http://dx.doi.org/10.1109/MSP.2009.87>
- Lori M. Kaufman. 2010. Can Public-Cloud Security Meet Its Unique Challenges? *IEEE Security and Privacy* 8, 4 (2010), 55–57. DOI: <http://dx.doi.org/10.1109/MSP.2010.120>
- Soon Hin Khor and Akihiro Nakao. 2009. spow: On-demand cloud-based EDDoS mitigation mechanism. In *HotDep (Fifth Workshop on Hot Topics in System Dependability)*.
- Soon Hin Khor and Akihiro Nakao. 2011. DaaS: DDoS mitigation-as-a-service. In *Applications and the Internet (SAINT), 11th Int. Symp. on*. IEEE, 160–171.
- Sung Hyun Kim and Jeong Hun Kim. 2010. Method for detecting and preventing a DDoS attack using cloud computing, and server. (July 12 2010). US Patent App. 13/386,516.
- A. Koduru, T. Neelakantam, and S.M. Saira Bhanu. 2013. Detection of Economic Denial of Sustainability Using Time Spent on a Web Page in Cloud. In *Cloud Computing in Emerging Markets (CCEM), 2013 IEEE International Conference on*. 1–4. DOI: <http://dx.doi.org/10.1109/CCEM.2013.6684433>
- Madarapu Naresh Kumar, Raju Korra, Pothula Sujatha, and Mukesh Kumar. 2011. Mitigation of Economic Distributed Denial of Sustainability (EDDoS) in cloud computing. In *Proceedings of the International Conference on Advances in Engineering and Technology, (ICAET-2011), May 27-28, 2011 (ICAET-2011)*.

- Madarapu Naresh Kumar, P. Sujatha, Vamshi Kalva, Rohit Nagori, Anil Kumar Katukojwala, and Mukesh Kumar. 2012. Mitigating Economic Denial of Sustainability (EDoS) in Cloud Computing Using In-cloud Scrubber Service. In *Proceedings of the 2012 Fourth International Conference on Computational Intelligence and Communication Networks (CICN '12)*. IEEE Computer Society, Washington, DC, USA, 535–539. DOI: <http://dx.doi.org/10.1109/CICN.2012.149>
- Joseph Latanicki, Philippe Massonet, Syed Naqvi, Benny Rochwerger, and Massimo Villari. 2010. Scalable Cloud Defenses for Detection, Analysis and Mitigation of DDoS Attacks. In *Future Internet Assembly*. 127–137.
- Terence KT Law, John Lui, and David KY Yau. 2005. You can run, but you can't hide: an effective statistical methodology to trace back DDoS attackers. *Parallel and Distributed Systems, IEEE Transactions on* 16, 9 (2005), 799–813.
- David Leggett. 2009. CAPTCHAs tough on sales common way to test user tolerance. <http://www.uxbooth.com/articles/captchas-tough-on-sales-common-way-to-test-user-tolerance/>. (2009).
- Baohui Li, Wenjia Niu, Kefu Xu, Chuang Zhang, and Peng Zhang. 2015. You Cant Hide: A Novel Methodology to Defend DDoS Attack Based on Botcloud. In *Applications and Techniques in Information Security, Communications in Computer and Information Science*. Springer Berlin Heidelberg, 203–214.
- J. Lindemann. 2015. Towards Abuse Detection and Prevention in IaaS Cloud Computing. In *Availability, Reliability and Security (ARES), 2015 10th International Conference on*. 211–217. DOI: <http://dx.doi.org/10.1109/ARES.2015.72>
- Hongbin Luo, Yi Lin, Hongke Zhang, and Moshe Zukerman. 2013. Preventing DDoS attacks by identifier/locator separation. *Network, IEEE* 27, 6 (2013), 60–65.
- Steve Mansfield-Devine. 2015. The growth and evolution of DDoS. *Network Security* 2015, 10 (2015), 13–20.
- Ming Mao, Jie Li, and Marty Humphrey. 2010. Cloud auto-scaling with deadline and budget constraints. In *Grid Computing (GRID), 2010 11th IEEE/ACM International Conference on*. IEEE, 41–48.
- M. Masood, Z. Anwar, S.A. Raza, and M.A. Hur. 2013. EDoS Armor: A cost effective economic denial of sustainability attack mitigation framework for e-commerce applications in cloud environments. In *Multi Topic Conference (INMIC), 2013 16th International*. 37–42. DOI: <http://dx.doi.org/10.1109/INMIC.2013.6731321>
- J. Mirkovic, G. Prier, and P. Reiher. 2002a. Attacking DDoS at the source. In *Network Protocols, 2002. Proceedings. 10th IEEE International Conference on*. 312–321. DOI: <http://dx.doi.org/10.1109/ICNP.2002.1181418>
- J. Mirkovic, G. Prier, and P. Reiher. 2002b. Attacking DDoS at the source. In *Network Protocols, 2002. Proceedings. 10th IEEE International Conference on*. 312–321. DOI: <http://dx.doi.org/10.1109/ICNP.2002.1181418>
- Jelena Mirkovic and Peter Reiher. 2004. A Taxonomy of DDoS Attack and DDoS Defense Mechanisms. *SIGCOMM Comput. Commun. Rev.* 34, 2 (April 2004), 39–53. DOI: <http://dx.doi.org/10.1145/997150.997156>
- Jelena Mirkovic, Max Robinson, and Peter Reiher. 2003. Alliance formation for DDoS defense. In *Proceedings of the 2003 workshop on New security paradigms*. ACM, 11–18.
- Reza Memarian Mohammad, Conti Mauro, and Leppanen Ville. 2015. EyeCloud: A BotCloud Detection System. In *In Proceedings of the 5th IEEE International Symposium on Trust and Security in Cloud Computing (IEEE TSCloud 2015), Helsinki, Finland*. IEEE.
- David Moore, Colleen Shannon, Douglas J Brown, Geoffrey M Voelker, and Stefan Savage. 2006. Inferring internet denial-of-service activity. *ACM Transactions on Computer Systems (TOCS)* 24, 2 (2006), 115–139.
- William G. Morein, Angelos Stavrou, Debra L. Cook, Angelos D. Keromytis, Vishal Misra, and Dan Rubenstein. 2003. Using Graphic Turing Tests to Counter Automated DDoS Attacks Against Web Servers. In *Proceedings of the 10th ACM Conference on Computer and Communications Security (CCS '03)*. ACM, New York, NY, USA, 8–19. DOI: <http://dx.doi.org/10.1145/948109.948114>
- Lee Munson. 2015. Greatfire.org faces daily \$30,000 bill from DDoS attack. <https://nakedsecurity.sophos.com/2015/03/20/greatfire-org-faces-daily-30000-bill-from-ddos-attack/>. (2015).
- Priyanka Negi, Anupama Mishra, and BB Gupta. 2013. Enhanced CBF Packet Filtering Method to Detect DDoS Attack in Cloud Computing Environment. *arXiv preprint arXiv:1304.7073* (2013).
- P Nelson. 2015. Cybercriminals moving into cloud big time, report says. <http://www.networkworld.com/article/2900125/malware-cybercrime/criminals-moving-into-cloud-big-time-says-report.html>. (2015).
- Neustar News. 2014. Neustar 2014 DDoS Attacks and Impact Report Finds Unpredictable DDoS Landscape. <http://www.neustar.biz/about-us/news-room/press-releases/2014/neustar-2014-ddos-attacks-and-impact-report-finds-unpredictable-> (2014).

- Opeyemi Osanaiye and others. 2015. IP spoofing detection for preventing DDoS attack in Cloud Computing. In *Intelligence in Next Generation Networks (ICIN), 2015 18th International Conference on*. IEEE, 139–141.
- George Pallis. 2010. Cloud Computing: The New Frontier of Internet Computing. *IEEE Internet Computing* 14, 5 (2010).
- Ramakant Pandrangi. 2015. Verisign's Q4 2014 DDoS Trends: Public Sector Experiences Largest Increase in DDoS Attacks. http://blogs.verisigninc.com/blog/entry/verisign_s_q4_2014_ddos. (2015).
- Bryan Parno and Adrian Perrig. 2005. Challenges in securing vehicular networks. In *Workshop on hot topics in networks (HotNets-IV)*. 1–6.
- Tao Peng, Christopher Leckie, and Kotagiri Ramamohanarao. 2007a. Survey of Network-based Defense Mechanisms Countering the DoS and DDoS Problems. *ACM Comput. Surv.* 39, 1, Article 3 (April 2007). DOI: <http://dx.doi.org/10.1145/1216370.1216373>
- Tao Peng, Christopher Leckie, and Kotagiri Ramamohanarao. 2007b. Survey of Network-based Defense Mechanisms Countering the DoS and DDoS Problems. *ACM Comput. Surv.* 39, 1, Article 3 (April 2007). DOI: <http://dx.doi.org/10.1145/1216370.1216373>
- Prolexic. 2014. <http://www.prolexic.com/>. <http://www.prolexic.com/>. (2014).
- Queenie Wong. 2015. Salesforce Pushed Silicon Valley into the Cloud. <http://www.newsfactor.com>. (2015).
- Supranamaya Ranjan, Ram Swaminathan, Mustafa Uysal, Antonio Nucci, and Edward Knightly. 2009. DDoS-shield: DDoS-resilient Scheduling to Counter Application Layer Attacks. *IEEE/ACM Trans. Netw.* 17, 1 (Feb. 2009), 26–39. DOI: <http://dx.doi.org/10.1109/TNET.2008.926503>
- ReviewMyLife.co.uk. 2011. Amazon CloudFront and S3 maximum cost. <http://www.reviewmylife.co.uk/blog/2011/05/19/amazon-cloudfront-and-s3-maximum-cost/>. (2011).
- Rishikesh Sahay, Gregory Blanc, Zonghua Zhang, and Hervé Debar. 2015. Towards Autonomic DDoS Mitigation using Software Defined Networking. *SENT 15* (2015).
- Bhavna Saini and Gaurav Somani. 2014. Index Page Based EDoS Attacks in Infrastructure Cloud. In *Recent Trends in Computer Networks and Distributed Systems Security*. Springer, 382–395.
- Khaled Salah, Jose M Alcaraz Calero, Sherali Zeadally, Sameera Al-Mulla, and Mohammed Alzaabi. 2013. Using cloud computing to implement a security overlay network. *IEEE security & privacy* 1 (2013), 44–53.
- Parnia Samimi and Ahmed Patel. 2011. Review of pricing models for grid & cloud computing. In *Computers & Informatics (ISCI), 2011 IEEE Symposium on*. IEEE, 634–639.
- Alqahtani Sarra and Gamble Rose. 2015. DDoS Attacks in Service Clouds. In *48th Hawaii International Conference on System Sciences*. IEEE Computer Society.
- SecaaS. 2014. SecaaS: Security as a Service, <https://cloudsecurityalliance.org/research/secaas/>. <https://cloudsecurityalliance.org/research/secaas/>. (2014).
- Alireza Shamel-Sendi, Makan Pourzandi, Mohamed Fekih-Ahmed, and Mohamed Cheriet. 2015. Taxonomy of Distributed Denial of Service mitigation approaches for cloud computing. *Journal of Network and Computer Applications* (2015), –. DOI: <http://dx.doi.org/10.1016/j.jnca.2015.09.005>
- Shamsolmoali et al. 2014. Statistical-based filtering system against DDoS attacks in cloud computing. In *Advances in Computing, Communications and Informatics (ICACCI), 2014 International Conference on*. IEEE, 1234–1239.
- Amey Shevtekar and Nayeem Ansari. 2009. Is it congestion or a DDoS attack? *Communications Letters, IEEE* 13, 7 (2009), 546–548.
- Hossein-zadeh Shohreh, Hyrynsalmi Sami, Conti Mauro, and Leppanen Ville. 2015. Security and Privacy in Cloud Computing via Obfuscation and Diversification: a Survey. In *In Proceedings of the 2nd IEEE International Workshop on Enterprise Security, IEEE CloudCom 2015 workshop: ES 2015, Vancouver, Canada*. IEEE.
- Sérgio SC Silva, Rodrigo MP Silva, Raquel CG Pinto, and Ronaldo M Salles. 2013. Botnets: A survey. *Computer Networks* 57, 2 (2013), 378–403.
- Gaurav Somani, , Manoj Singh Gaur, and Dheeraj Sanghi. 2015. DDoS Protection and Security Assurance in Cloud. In *Guide to Security Assurance for Cloud Computing, Computer and Communications and Networks*, Springer.
- Gaurav Somani and Sanjay Chaudhary. 2009. Application performance isolation in virtualization. In *Cloud Computing, Int. Conf. on*. IEEE, 41–48.
- Gaurav Somani, Manoj Singh Gaur, and Dheeraj Sanghi. 2015a. DDoS/EDoS Attack in Cloud: Affecting Everyone out There!. In *Proceedings of the 8th International Conference on Security of Information and Networks (SIN'15)*. ACM, New York, NY, USA, 169–176. DOI: <http://dx.doi.org/10.1145/2799979.2800005>

- Gaurav Somani, Abhinav Johri, Mohit Taneja, Utkarsh Pyne, Manoj Singh Gaur, and Dheeraj Sanghi. 2015b. DARAC: DDoS Mitigation using DDoS Aware Resource Allocation in Cloud. In *Information Systems Security - 11th International Conference, ICISS 2015, Kolkata, India, December 16-20, 2015, Proceedings*.
- SPAMfighter News. 2015. Survey - With DDoS Attacks Companies Lose around 100k/Hr. <http://www.spamfighter.com/News-19554-Survey-With-DDoS-Attacks-Companies-Lose-around-100kHr.htm>. (2015).
- Mohammed H. Sqalli, Fahd Al-Haidari, and Khaled Salah. 2011. EDoS-Shield - A Two-Steps Mitigation Technique against EDoS Attacks in Cloud Computing. In *UCC*. IEEE Computer Society, 49–56.
- Stanford Encyclopedia of Philosophy. 2003. The Free Rider Problem. <http://plato.stanford.edu/entries/free-rider/>. (2003).
- S. Subashini and V. Kavitha. 2011. A survey on security issues in service delivery models of cloud computing. *Journal of Network and Computer Applications* 34, 1 (2011), 1 – 11. DOI: <http://dx.doi.org/10.1016/j.jnca.2010.07.006>
- TagMan. 2013. Just One Second Delay In Page-Load Can Cause 7Conversions. <http://www.tagman.com/mdp-blog/2012/03/just-one-second-delay-in-page-load-can-cause-7-loss-in-customer-conversions/>. (2013).
- Hassan Takabi, James B. D. Joshi, and Gail-Joon Ahn. 2010. Security and Privacy Challenges in Cloud Computing Environments. *IEEE Security & Privacy* 8, 6 (2010), 24–31.
- Tara Seals. 2015. Q1 2015 DDoS Attacks Spike, Targeting Cloud. <http://www.infosecurity-magazine.com/news/q1-2015-ddos-attacks-spike/>. (2015).
- Thomas Vissers, Thamarai Selvi Somasundaram, Luc Pieters, Kannan Govindarajan, and Peter Hellinckx. 2014. DDoS defense system for web services in a cloud environment. *Future Generation Computer Systems* 37 (2014), 37–45.
- S VivinSandar and Sudhir Shenai. 2012. Economic denial of sustainability (EDoS) in cloud services using http and xml based DDoS attacks. *International Journal of Computer Applications* 41, 20 (2012), 11–16.
- Natalia Vljacic and Armin Slopek. 2014. Web bugs in the cloud: Feasibility study of a new form of EDoS attack. In *Globecom Workshops (GC Wkshps)*, 2014. IEEE, 64–69.
- Huangxin Wang, Quan Jia, Dan Fleck, Walter Powell, Fei Li, and Angelos Stavrou. 2014. A moving target DDoS defense mechanism. *Computer Communications* 46 (2014), 10–21.
- Xiulei Wang, Ming Chen, and Changyou Xing. 2015. SDSNM: A Software-Defined Security Networking Mechanism to Defend against DDoS Attacks. In *Frontier of Computer Science and Technology (FCST)*, 2015 Ninth International Conference on. IEEE, 115–121.
- XiaoFeng Wang and Michael K Reiter. 2004. Mitigating bandwidth-exhaustion attacks using congestion puzzles. In *Proceedings of the 11th ACM conference on Computer and communications security*. ACM, 257–267.
- Jack Woods. 2014. 20 cloud computing statistics every CIO should know. <http://siliconangle.com/blog/2014/01/27/20-cloud-computing-statistics-tc0114/>. (2014).
- Peng Xiao, Wenyu Qu, Heng Qi, and Zhiyang Li. 2015. Detecting DDoS attacks against data center with correlation analysis. *Computer Communications* 67 (2015), 66–74.
- Zhang Xu, Haining Wang, and Zhenyu Wu. 2015. A Measurement Study on Co-residence Threat inside the Cloud. In *24th USENIX Security Symposium (USENIX Security 15)*. USENIX Association, Washington, D.C., 929–944.
- Jeff Yan and Ahmad Salah El Ahmad. 2009. Captcha security: A case study. *IEEE Security and Privacy* 7, 4 (2009), 22–28.
- Q. Yan, R. Yu, Q. Gong, and J. Li. 2015. Software-Defined Networking (SDN) and Distributed Denial of Service (DDoS) Attacks in Cloud Computing Environments: A Survey, Some Research Issues, and Challenges. *Communications Surveys Tutorials, IEEE PP*, 99 (2015), 1–1. DOI: <http://dx.doi.org/10.1109/COMST.2015.2487361>
- Hao Yang, Haiyun Luo, Fan Ye, Songwu Lu, and Lixia Zhang. 2004. Security in mobile ad hoc networks: challenges and solutions. *Wireless Communications, IEEE* 11, 1 (Feb 2004), 38–47. DOI: <http://dx.doi.org/10.1109/MWC.2004.1269716>
- Lanjuan Yang, Tao Zhang, Jinyu Song, JinShuang Wang, and Ping Chen. 2012. Defense of DDoS attack for cloud computing. In *Computer Science and Automation Engineering (CSAE), 2012 IEEE International Conference on*, Vol. 2. IEEE, 626–629.
- Gilad Yossi, Herzberg Amir, Sudkovitch Michael, and Goberman Michael. 2015. CDN-on-Demand: An Affordable DDoS Defense via Untrusted Clouds. In *Network and Distributed System Security Symposium (NDSS) 2016*.

- Shui Yu. 2014. *Distributed Denial of Service Attack and Defense*. Springer. i–x, 1–97 pages.
- S. Yu, Y. Tian, S. Guo, and D. Wu. 2013. Can We Beat DDoS Attacks in Clouds? *Parallel and Distributed Systems, IEEE Transactions on PP*, 99 (2013), 1–1. DOI: <http://dx.doi.org/10.1109/TPDS.2013.181>
- et al. Zhang, Jian. 2015. A Robust and Efficient Detection Model of DDoS Attack for Cloud Services. In *Algorithms and Architectures for Parallel Processing*. Springer International Publishing, 611–624.
- Siqin Zhao, Kang Chen, and Weimin Zheng. 2009. Defend against denial of service attack with VMM. In *Grid and Cooperative Computing, 2009. GCC'09. Eighth International Conference on*. IEEE, 91–96.
- Dimitrios Zissis and Dimitrios Lekkas. 2012. Addressing cloud computing security issues. *Future Generation Computer Systems* 28, 3 (2012), 583 – 592. DOI: <http://dx.doi.org/10.1016/j.future.2010.12.006>

Received Dec 2015; revised ; accepted