

J/ ψ and $\psi(2S)$ measurement in $p+p$ collisions at $\sqrt{s} = 200$ and 500 GeV with the STAR experiment

Barbara Trzeciak¹ for the STAR Collaboration

¹Faculty of Nuclear Sciences and Physical Engineering, Czech Technical University in Prague, Brehova 7, 115 19 Praha 1, Czech Republic

E-mail: trzecbar@fjfi.cvut.cz

Abstract. In this paper, results on the J/ ψ cross section and polarization measured via the dielectron decay channel at mid-rapidity in $p+p$ collisions at $\sqrt{s} = 200$ and 500 GeV in the STAR experiment are discussed. Also, first measurements of the J/ ψ production as a function of the charged-particle multiplicity density and of $\psi(2S)$ to J/ ψ ratio at $\sqrt{s} = 500$ GeV are reported.

1. Introduction

J/ ψ and $\psi(2S)$ are bound states of charm (c) and anti-charm (\bar{c}) quarks. Final color-singlet charmonium physical state can be produced via either color-singlet (CS) or color-octet (CO) intermediate $c\bar{c}$ state. Based on this, there are different models that try to describe $c\bar{c}$ pair production and its hadronization to the physical charmonium state, such as Color Singlet Model (CSM), Color Evaporation Model (CEM), or more sophisticated Non-Relativistic QCD (NRQCD) calculations. However, the charmonium production mechanism in elementary particle collisions is not yet exactly known. For many years measurements of the charmonium cross sections have been used to test different production models. While many models can describe relatively well the experimental data on the J/ ψ cross section in $p+p$ collisions [1–8], they have different predictions for the J/ ψ polarization. Therefore, measurements of the J/ ψ polarization may allow to discriminate among different models and provide new insight into the J/ ψ production mechanism. Further constraints for models can be obtained by looking at the J/ ψ production vs relative charged-particle event multiplicity.

2. J/ ψ cross-section measurements at $\sqrt{s} = 200$ and 500 GeV

STAR has measured inclusive J/ ψ p_T spectra in $p+p$ collisions at $\sqrt{s} = 200$ and 500 GeV via the dielectron decay channel ($B_{ee} = 5.9\%$) at mid-rapidity ($|y| < 1$). These results are compared to different model predictions in order to understand the J/ ψ production mechanism in elementary collisions. The left panel of Fig. 1 shows STAR low and high- p_T measurements of J/ ψ p_T spectra [2, 9] at $\sqrt{s} = 200$ GeV compared to different model predictions: CEM [10], NNLO* CS [12] and NLO NRQCD calculations with both color-singlet and color-octet contributions (NLO CS+CO) [11]. The NNLO* CS model prediction is for the direct J/ ψ production only, so it does not include contributions from $\psi(2S)$, χ_C and B -meson decays to J/ ψ , which may account for as much as 40% of the inclusive J/ ψ production. The right panel of Fig. 1 shows high- p_T results at $\sqrt{s} = 500$ GeV compared to NLO NRQCD prediction for the prompt J/ ψ

production [11, 13, 14]. In both cases NLO NRQCD calculations describe the data well at a higher p_T range, $p_T \gtrsim 4$ GeV/ c . The result at $\sqrt{s} = 200$ GeV is also in a good agreement with the CEM prediction.

Also, x_T scaling of J/ψ cross section is observed: $\frac{d^2\sigma}{2\pi p_T dp_T dy} = g(x_T)/(\sqrt{s})^n$, where $x_T = 2p_T/\sqrt{s}$, with $n = 5.6 \pm 0.2$ at mid-rapidity and $p_T > 5$ GeV/ c for a wide range of colliding energies [1]. At $\sqrt{s} = 500$ GeV the same x_T scaling of high- p_T J/ψ production is seen [15].

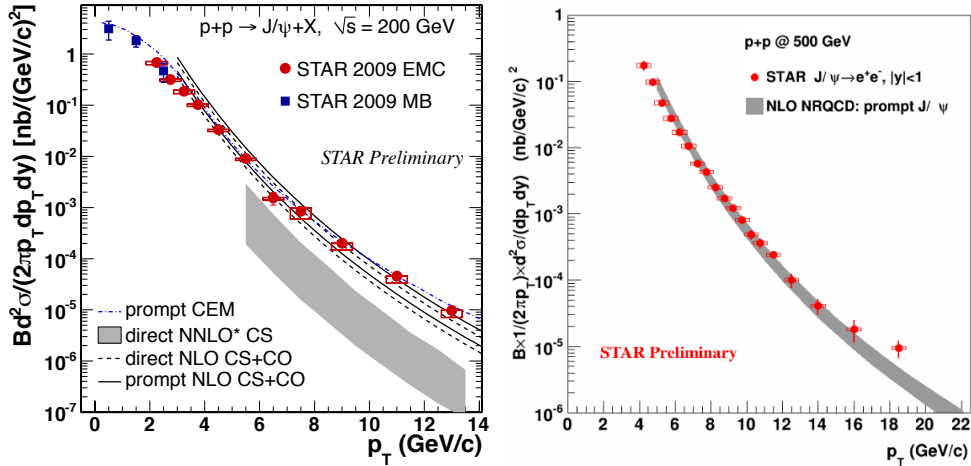


Figure 1. J/ψ invariant cross section vs p_T in $p+p$ collisions at mid-rapidity, left: at $\sqrt{s} = 200$ GeV, low [9] and high p_T [2] results are shown as blue squares and red circles, respectively, and are compared to different model predictions [10–12], right: at $\sqrt{s} = 500$ GeV, compared to NRQCD calculations [11, 13, 14].

3. J/ψ and $\psi(2S)$ measurements at $\sqrt{s} = 500$ GeV

The left panel of Fig. 2 shows $\psi(2S)/J/\psi$ ratio from STAR (red full circle) compared to measurements of other experiments at different colliding energies, in $p+p$ and $p+A$ collisions. The STAR data point is consistent with the observed trend, and no collision energy dependence of the $\psi(2S)$ to J/ψ ratio is seen with the current precision.

STAR has also measured J/ψ production vs event activity. The right panel of Fig. 2 shows relative J/ψ yield as a function of relative charged particle event multiplicity. The measurement is done for integrated p_T range in the dimuon decay channel and for $p_T > 4$ GeV/ c in the dielectron decay channel, shown as red and blue points, respectively. We observe a strong correlation between the J/ψ yield and event activity, and for $p_T > 4$ GeV/ c there is a stronger than linear growth for higher multiplicities. The same behaviour has been observed for J/ψ and open charm by the LHC experiments. There is also a hint of p_T dependence of the correlation, but further analysis, especially in the dimuon decay channel for higher event activity bins is required in order to draw strong conclusions. Results are also compared to the default PYTHIA 8 tune that includes multiple parton-parton interactions, for both analysed p_T ranges, and to the percolation model [16] which is based on a string screening assumption. Both models can describe the observed increase of the J/ψ relative yield.

4. J/ψ polarization measurements at $\sqrt{s} = 200$ and 500 GeV

J/ψ polarization is analyzed via the angular distribution of the decay electrons that is described by: $\frac{d^2N}{d(\cos\theta)d\phi} \propto 1 + \lambda_\theta \cos^2\theta + \lambda_\phi \sin^2\theta \cos 2\phi + \lambda_{\theta\phi} \sin 2\theta \cos\phi$, where θ and ϕ are polar and azimuthal angles, respectively; λ_θ , λ_ϕ and $\lambda_{\theta\phi}$ are the angular decay coefficients. The first STAR

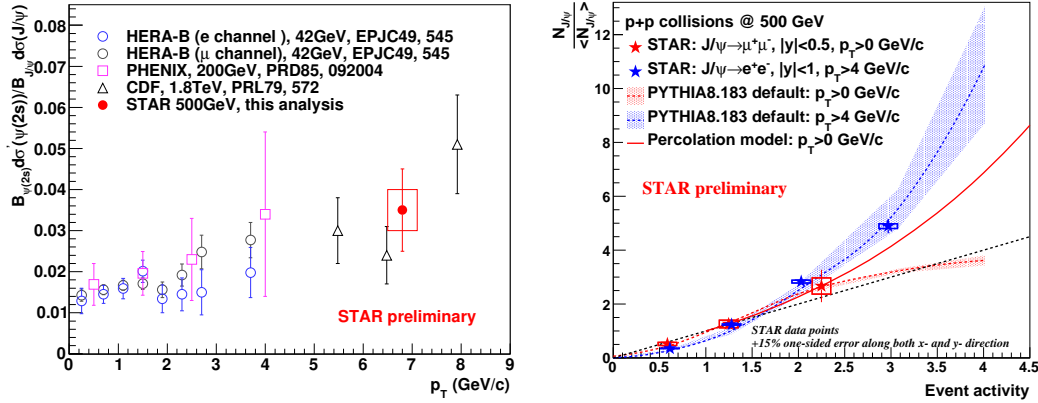


Figure 2. Left: ratio of $\psi(2S)$ to J/ψ in $p+p$ collisions at $\sqrt{s} = 500$ GeV from STAR (red circle) compared to results from other experiments at different energies. Right: Relative J/ψ yield vs event activity compared to the default PYTHIA 8 tune and to the percolation model [16].

measurement of the J/ψ polarization was performed at $\sqrt{s} = 200$ GeV at mid-rapidity and $2 < p_T < 6$ GeV/c, in the helicity frame (HX) [17]. Due to limited statistics only λ_θ polarization parameter, related to the polar anisotropy was extracted as a function of p_T . The result was compared to NRQCD calculations [18] and the NLO⁺ CSM prediction [19]. A trend observed in the RHIC data is towards longitudinal polarization as p_T increases and, within experimental and theoretical uncertainties, the result is consistent with the NLO⁺ CSM prediction.

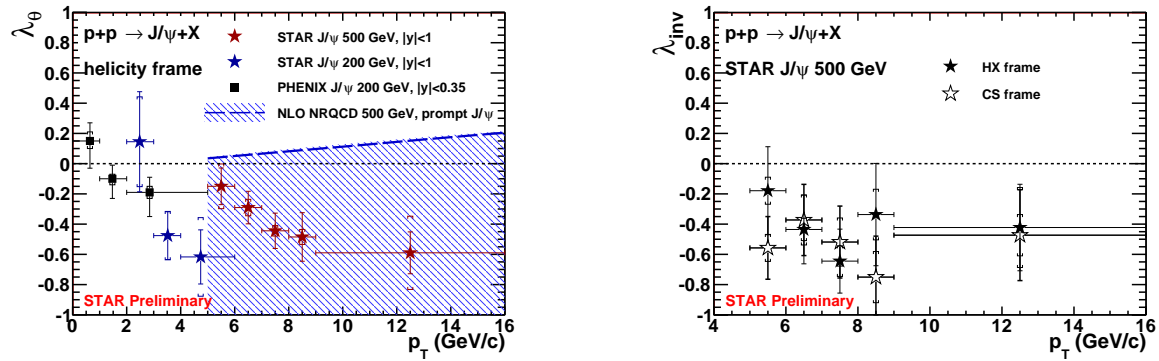


Figure 3. Left: J/ψ polarization parameter λ_θ vs p_T at $\sqrt{s} = 500$ GeV at mid-rapidity compared to results at $\sqrt{s} = 200$ GeV and to the NLO NRQCD calculations [14, 20–22]. Right: λ_{inv} parameters vs p_T in the HX (full symbols) and CS frames (open symbols).

The J/ψ polarization measurements have been extended to a wider p_T range of 5–16 GeV/c using $p+p$ dataset at $\sqrt{s} = 500$ GeV. Both λ_θ and λ_ϕ parameters have been extracted in the HX and the Collins-Soper (CS) frames. This has also allowed to obtain the frame invariant parameter $\lambda_{inv} = (\lambda_\theta + 3\lambda_\phi)/(1 - \lambda_\phi)$ in both frames which is a good cross-check between measurements since any arbitrary choice of a reference frame should give the same value of the λ_{inv} [23]. The left panel of Fig. 3 shows λ_θ in the HX frame as a function of p_T at $\sqrt{s} = 500$ GeV compared to results at $\sqrt{s} = 200$ GeV and to a prediction of the NLO NRQCD [14, 20–22]. We observe similar trend of λ_θ going towards negative values with increasing p_T in both analysed colliding energies. And at $\sqrt{s} = 500$ GeV we have also checked that the λ_ϕ parameter related to

the azimuthal anisotropy is consistent with 0. Since the lower limit in the NRQCD calculations is unconstrained we do not draw conclusions from the comparison to data, and the new data points should help to constrain color-octet Long-Distance Matrix Elements for the model. The right panel of Fig. 3 shows λ_{inv} parameters as a function of p_T extracted in the HX and CS frames, shown as full and open symbols, respectively. λ_{inv} has negative values and the results are in agreement between the frames.

5. Summary

In summary, STAR has measured the inclusive J/ψ cross section and polarization in $p+p$ collisions at $\sqrt{s} = 200$ and 500 GeV as a function of p_T . The measurements are compared to different model predictions of the J/ψ production. The p_T spectra are described well by the NRQCD calculations. The polarization parameter λ_θ at $\sqrt{s} = 200$ GeV is consistent with the NLO⁺ CSM. At both colliding energies λ_θ has a trend towards negative values with increasing p_T in the HX frame. And at $\sqrt{s} = 500$ GeV in the HX frame the λ_ϕ parameter is consistent with 0. Also, frame invariant parameters, λ_{inv} , agree in the HX and CS frames. The first measurement of $\psi(2S)/J/\psi$ ratio in $p+p$ collisions at $\sqrt{s} = 500$ GeV is reported and compared with results from other experiments. No collision energy dependence is observed. A strong correlation is observed between relative J/ψ yield and the event activity which is stronger than linear at higher multiplicities at $p_T > 4$ GeV/ c .

Acknowledgements

This publication was supported by the European social fund within the framework of realizing the project „Support of inter-sectoral mobility and quality enhancement of research teams at Czech Technical University in Prague”, CZ.1.07/2.3.00/30.0034.

References

- [1] Abelev B I *et al.* (STAR) 2009 *Phys. Rev.* **C80** 041902 (*Preprint* 0904.0439)
- [2] Adamczyk L *et al.* (STAR) 2013 *Phys. Lett.* **B722** 55–62 (*Preprint* 1208.2736)
- [3] Adare A *et al.* (PHENIX) 2012 *Phys. Rev.* **D85** 092004 (*Preprint* 1105.1966)
- [4] Abe F *et al.* (CDF) 1997 *Phys. Rev. Lett.* **79** 572–577
- [5] Acosta D *et al.* (CDF) 2005 *Phys. Rev.* **D71** 032001 (*Preprint* hep-ex/0412071)
- [6] Aad G *et al.* (ATLAS) 2011 *Nucl. Phys.* **B850** 387–444 (*Preprint* 1104.3038)
- [7] Khachatryan V *et al.* (CMS) 2011 *Eur. Phys. J.* **C71** 1575 (*Preprint* 1011.4193)
- [8] Aaij R *et al.* (LHCb) 2011 *Eur. Phys. J.* **C71** 1645 (*Preprint* 1103.0423)
- [9] Kosarzewski L (STAR) 2012 *Acta Phys. Polon. Supp.* **5** 543–548
- [10] Frawley A D, Ullrich T and Vogt R 2008 *Phys. Rept.* **462** 125–175 (*Preprint* 0806.1013)
- [11] Ma Y Q, Wang K and Chao K T 2011 *Phys. Rev.* **D84** 114001 (*Preprint* 1012.1030)
- [12] Artoisenet P, Campbell J M, Lansberg J P, Maltoni F and Tramontano F 2008 *Phys. Rev. Lett.* **101** 152001 (*Preprint* 0806.3282)
- [13] Ma Y Q, Wang K and Chao K T 2011 *Phys. Rev. Lett.* **106** 042002 (*Preprint* 1009.3655)
- [14] Shao H S, Han H, Ma Y Q, Meng C, Zhang Y J and Chao K T 2015 *JHEP* **05** 103, and private communication (*Preprint* 1411.3300)
- [15] Trzeciak B (STAR) 2015 *J. Phys. Conf. Ser.* **612** 012038 (*Preprint* 1412.7341)
- [16] Ferreiro E G and Pajares C 2012 *Phys. Rev.* **C86** 034903, and private communication (*Preprint* 1203.5936)
- [17] Adamczyk L *et al.* (STAR) 2014 *Phys. Lett.* **B739** 180–188 (*Preprint* 1311.1621)
- [18] Chung H S, Yu C, Kim S and Lee J 2010 *Phys. Rev.* **D81** 014020 (*Preprint* 0911.2113)
- [19] Lansberg J P 2011 *Phys. Lett.* **B695** 149–156 (*Preprint* 1003.4319)
- [20] Chao K T, Ma Y Q, Shao H S, Wang K and Zhang Y J 2012 *Phys. Rev. Lett.* **108** 242004 (*Preprint* 1201.2675)
- [21] Shao H S and Chao K T 2014 *Phys. Rev.* **D90** 014002 (*Preprint* 1209.4610)
- [22] Shao H S, Ma Y Q, Wang K and Chao K T 2014 *Phys. Rev. Lett.* **112** 182003, and private communication (*Preprint* 1402.2913)
- [23] Faccioli P, Lourenco C, Seixas J and Wohri H K 2010 *Eur. Phys. J.* **C69** 657–673 (*Preprint* 1006.2738)