

The block-ZXZ synthesis of an arbitrary quantum circuit

Alexis De Vos¹ and Stijn De Baerdemacker^{2,3}

¹ Cmst, Imec v.z.w.
 vakgroep elektronica en informatiesystemen,
 Universiteit Gent, B - 9000 Gent, Belgium
² Center for Molecular Modeling,
 vakgroep fysica en sterrenkunde,
 Universiteit Gent, B - 9000 Gent, Belgium
³ Ghent Quantum Chemistry Group,
 vakgroep anorganische en fysische chemie,
 Universiteit Gent, B - 9000 Gent, Belgium

December 16, 2018

Abstract

Given an arbitrary $2^w \times 2^w$ unitary matrix U , a powerful matrix decomposition can be applied, leading to four different syntheses of a w -qubit quantum circuit performing the unitary transformation. The demonstration is based on a recent theorem by Führ and Rzeszutnik, generalizing the scaling of single-bit unitary gates ($w = 1$) to gates with arbitrary value of w . The synthesized circuit consists of controlled 1-qubit gates, such as **NEGATOR** gates and **PHASOR** gates. Interestingly, the approach reduces to a known synthesis method for classical logic circuits consisting of controlled **NOT** gates, in the case that U is a permutation matrix.

1 Introduction

The group $U(2^w)$, i.e. the group of $2^w \times 2^w$ unitary matrices, describes all quantum circuits acting on w qubits [1]. In the literature [2] [3] [4] [5], different decompositions of a unitary matrix U (e.g. sine-cosine decomposition, KAK decomposition, ...) have been proposed to synthesize quantum circuits performing the transformation U . In particular, in the framework of

the ZXZ matrix decomposition, it was demonstrated [6] that two subgroups of $U(n)$ are helpful:

- $XU(n)$, the group of $n \times n$ unitary matrices with all line sums equal to 1;
- $ZU(n)$, the group of $n \times n$ diagonal unitary matrices with upper-left entry equal to 1.

They allow the implementation of quantum circuits [7], with the help of 2×2 PHASOR gates and $j \times j$ Fourier-transform gates with $2 \leq j \leq 2^w$, which can be realised respectively as phase shifters and as $2n$ -multiports in n -mode quantum-optical circuits [8] [9]. However compact and elegant in mathematical form, the ZXZ decomposition is not naturally tailored to qubit-based quantum circuits, due to the presence of the $j \times j$ Fourier transforms. Indeed, whenever j is not a power of 2, the Fourier transform acts on a subspace of the total 2^w -dimensional Hilbert space rather than on a subset of the w qubits. Below we will demonstrate a more natural synthesis method, that respects the qubit structure of the quantum circuit, with all j exclusively equal to some 2^a with $1 \leq a \leq w$. It will even turn out that $j = 2$ suffices. Thus only the 2×2 Fourier-transform gate, i.e. the Hadamard gate, is necessary.

2 Circuit decomposition

De Vos and De Baerdemacker [6] [10] noticed the following decomposition of an arbitrary member U of $U(2)$:

$$U = \begin{pmatrix} a & 0 \\ 0 & b \end{pmatrix} \frac{1}{2} \begin{pmatrix} 1+c & 1-c \\ 1-c & 1+c \end{pmatrix} \begin{pmatrix} 1 & 0 \\ 0 & d \end{pmatrix}, \quad (1)$$

where a, b, c , and d are complex numbers with unit modulus. Idel and Wolf [9] proved a generalization, conjectured in [10], for an arbitrary element U of $U(n)$ with arbitrary n :

$$U = Z_1 X Z_2,$$

where Z_1 is an $n \times n$ diagonal unitary matrix, X is an $n \times n$ unitary matrix with all line sums equal to 1, and Z_2 is an $n \times n$ diagonal unitary matrix with upper-left entry equal to 1. Führ and Rzeszutnik [11] proved an other generalization for an arbitrary element U of $U(n)$, however restricted to even n values:

$$U = \begin{pmatrix} A & 0 \\ 0 & B \end{pmatrix} \frac{1}{2} \begin{pmatrix} I+C & I-C \\ I-C & I+C \end{pmatrix} \begin{pmatrix} I & 0 \\ 0 & D \end{pmatrix}, \quad (2)$$

where A , B , C , and D are matrices from $U(n/2)$ and I is the $n/2 \times n/2$ unit matrix. We note that, in both generalizations, the number of degrees of freedom is the same in the lhs and rhs of the equation. In the former case we have

$$n^2 = n + (n-1)^2 + (n-1) ;$$

in the latter case we have

$$n^2 = 2 \left(\frac{n}{2}\right)^2 + \left(\frac{n}{2}\right)^2 + \left(\frac{n}{2}\right)^2 .$$

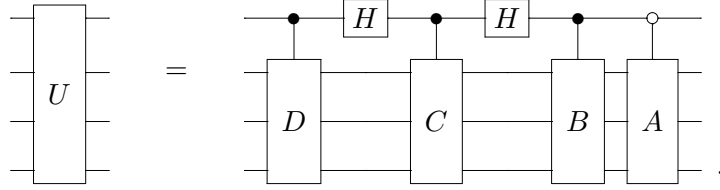
If n equals 2^w , then the decomposition (2) allows a circuit interpretation. Indeed, we can write

$$\begin{pmatrix} I+C & I-C \\ I-C & I+C \end{pmatrix} = F \begin{pmatrix} I & \\ & C \end{pmatrix} F^{-1} ,$$

where F is the following $n \times n$ complex Hadamard matrix [12]:

$$F = \frac{1}{\sqrt{2}} \begin{pmatrix} I & I \\ I & -I \end{pmatrix} = H \otimes I ,$$

with I being again the $n/2 \times n/2$ unit matrix, and H the 2×2 Hadamard matrix. We conclude that an arbitrary quantum circuit acting on w qubits can be decomposed into two Hadamard gates and four quantum circuits acting on $w-1$ qubits and controlled by the remaining qubit:



We now can apply the above decomposition to each of the four circuits A , B , C , and D . By acting so again and again, we finally obtain a decomposition into

- $h = 2(4^{w-1} - 1)/3$ Hadamard gates, and
- $g = 4^{w-1}$ non-Hadamard quantum gates acting on a single qubit.

As the former gates have no parameter and each of the latter gates has four parameters, the circuit has $4g = 4^w$ parameters, in accordance with the n^2 degrees of freedom of the matrix U . We note that all $h+g$ single-qubit gates

are controlled gates, with the exception of two Hadamard gates on the first qubit.

One might continue the decomposition by decomposing each single-qubit circuit into exclusively **NEGATOR** gates and **PHASOR** gates. Indeed, we can rewrite (1) as

$$U = \begin{pmatrix} 0 & 1 \\ 1 & 0 \end{pmatrix} \begin{pmatrix} 1 & 0 \\ 0 & a \end{pmatrix} \begin{pmatrix} 0 & 1 \\ 1 & 0 \end{pmatrix} \begin{pmatrix} 1 & 0 \\ 0 & b \end{pmatrix} \frac{1}{2} \begin{pmatrix} 1+c & 1-c \\ 1-c & 1+c \end{pmatrix} \begin{pmatrix} 1 & 0 \\ 0 & d \end{pmatrix},$$

i.e. a cascade of three **PHASOR** gates and three **NEGATOR** gates. Two of the latter are simply **NOT** gates. In particular for the Hadamard gate, we have

$$H = \begin{pmatrix} 0 & 1 \\ 1 & 0 \end{pmatrix} \begin{pmatrix} 1 & 0 \\ 0 & (1-i)/\sqrt{2} \end{pmatrix} \begin{pmatrix} 0 & 1 \\ 1 & 0 \end{pmatrix} \begin{pmatrix} 1 & 0 \\ 0 & (1+i)/\sqrt{2} \end{pmatrix} \frac{1}{2} \begin{pmatrix} 1+i & 1-i \\ 1-i & 1+i \end{pmatrix} \begin{pmatrix} 1 & 0 \\ 0 & i \end{pmatrix}.$$

Among the $3h + 3g$ **NEGATORS**, $2h + 2g$ are **NOTs** and h are square roots of the **NOT**.

3 Group structure

We note that the $U(n)$ matrices with all line sums equal to 1 form the subgroup $XU(n)$ of $U(n)$. For even n , the $XU(n)$ matrices of the particular block type

$$\frac{1}{2} \begin{pmatrix} I+V & I-V \\ I-V & I+V \end{pmatrix}, \quad (3)$$

with $V \in U(n/2)$, form a subgroup¹ $bXU(n)$ of $XU(n)$:

$$U(n) \supset XU(n) \supset bXU(n),$$

with respective dimensions

$$n^2 > (n-1)^2 \geq n^2/4.$$

The group structure of $bXU(n)$ follows directly from the group structure of the constituent unitary matrix:

$$\frac{1}{2} \begin{pmatrix} I+V_1 & I-V_1 \\ I-V_1 & I+V_1 \end{pmatrix} \frac{1}{2} \begin{pmatrix} I+V_2 & I-V_2 \\ I-V_2 & I+V_2 \end{pmatrix} = \frac{1}{2} \begin{pmatrix} I+V_1V_2 & I-V_1V_2 \\ I-V_1V_2 & I+V_1V_2 \end{pmatrix},$$

thus demonstrating the isomorphism $bXU(n) \cong U(n/2)$.

¹We use bXU and bZU as short notations for the block-structured XU matrices and the block-structured ZU matrices, respectively.

We note that the diagonal $U(n)$ matrices with upper-left entry equal to 1 form the subgroup $ZU(n)$ of $U(n)$. For even n , the $U(n)$ matrices of the particular block type

$$\begin{pmatrix} I & \\ & V \end{pmatrix},$$

with $V \in U(n/2)$, form a group $bZU(n)$, also a subgroup of $U(n)$. The group structure of $bZU(n)$ thus follows trivially from the group structure of $U(n/2)$. Whereas $bXU(n)$ is a subgroup of $XU(n)$, $bZU(n)$ is neither a subgroup nor a supergroup of $ZU(n)$. Whereas $\dim(bXU(n)) \leq \dim(XU(n))$, the dimension of $bZU(n)$, i.e. $n^2/4$, is greater than or equal to the dimension of $ZU(n)$, i.e. $n - 1$.

It has been demonstrated [13] that the closure of $XU(n)$ and $ZU(n)$ is the whole group $U(n)$. In other words, any member of $U(n)$ can be written as a product of XU matrices and ZU matrices. Provided n is even, a similar property holds for the block versions of XU and ZU : the closure of $bXU(n)$ and $bZU(n)$ is the whole group $U(n)$. Indeed, with the help of the identity

$$\begin{pmatrix} A & \\ & B \end{pmatrix} = \begin{pmatrix} & I \\ I & \end{pmatrix} \begin{pmatrix} I & \\ & A \end{pmatrix} \begin{pmatrix} I & \\ & I \end{pmatrix} \begin{pmatrix} I & \\ & B \end{pmatrix},$$

we can transform the decomposition (2) into a product containing exclusively bXU and bZU matrices, with (among others) the particular bXU matrix $\begin{pmatrix} & I \\ I & \end{pmatrix}$, i.e. the block NOT gate.

4 Dual decomposition

Let U be an arbitrary member of $U(n)$. We apply the F uhr–Rzeszotnik theorem not to U but instead to its Fourier–Hadamard conjugate $u = FUF$:

$$u = \begin{pmatrix} a & \\ & b \end{pmatrix} F \begin{pmatrix} I & \\ & c \end{pmatrix} F \begin{pmatrix} I & \\ & d \end{pmatrix}.$$

We decompose the left factor and insert the FF product, equal to the $n \times n$ unit matrix $\begin{pmatrix} I & \\ & I \end{pmatrix}$:

$$U = F u F = F \begin{pmatrix} I & \\ & ba^{-1} \end{pmatrix} FF \begin{pmatrix} a & \\ & a \end{pmatrix} F \begin{pmatrix} I & \\ & c \end{pmatrix} F \begin{pmatrix} I & \\ & d \end{pmatrix} F.$$

Because $F \begin{pmatrix} a & \\ & a \end{pmatrix} F = \begin{pmatrix} a & \\ & a \end{pmatrix}$, we obtain:

$$U = F \begin{pmatrix} I & \\ & ba^{-1} \end{pmatrix} F \begin{pmatrix} a & \\ & ac \end{pmatrix} F \begin{pmatrix} I & \\ & d \end{pmatrix} F,$$

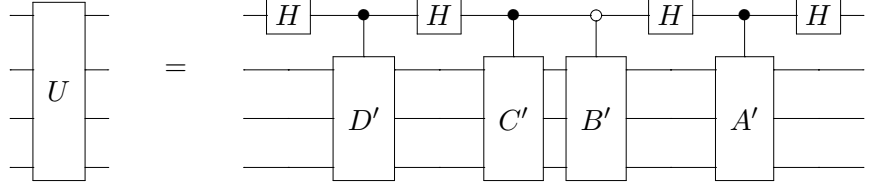
a decomposition of the form

$$U = \frac{1}{2} \begin{pmatrix} I + A' & I - A' \\ I - A' & I + A' \end{pmatrix} \begin{pmatrix} B' & \\ & C' \end{pmatrix} \frac{1}{2} \begin{pmatrix} I + D' & I - D' \\ I - D' & I + D' \end{pmatrix},$$

with

$$A' = ba^{-1}, \quad B' = a, \quad C' = ac, \quad \text{and} \quad D' = d. \quad (4)$$

We thus obtain a decomposition of the form bXbZbX , dual to the Führ-Rzeszutnik decomposition of the form bZbXbZ . Just like in the bZbXbZ decomposition, the number of degrees of freedom in the bXbZbX decomposition exactly matches the dimension n^2 of the matrix U . The diagram of the dual decomposition looks like



5 Detailed procedure

Section 2 provides the outline for the synthesis of an arbitrary quantum circuit acting on w qubits, given its unitary transformation (i.e. its $2^w \times 2^w$ unitary matrix). However, the synthesis procedure is only complete if, given the matrix U , we are able to actually compute the four matrices A , B , C , and D .

It is well-known that an arbitrary member U of $\text{U}(2)$ can be written with the help of four real parameters:

$$U = \begin{pmatrix} \cos(\phi)e^{i(\alpha+\psi)} & \sin(\phi)e^{i(\alpha+\chi)} \\ -\sin(\phi)e^{i(\alpha-\chi)} & \cos(\phi)e^{i(\alpha-\psi)} \end{pmatrix}.$$

De Vos and De Baerdemacker [6] [10] noticed two different decompositions of this matrix according to (1): In the former decomposition, we have

$$\begin{aligned} a &= e^{i(\alpha+\phi+\psi)} \\ b &= i e^{i(\alpha+\phi-\chi)} \\ c &= e^{-2i\phi} \\ d &= -i e^{i(-\psi+\chi)}, \end{aligned}$$

whereas in the latter decomposition, we have

$$\begin{aligned} a &= e^{i(\alpha-\phi+\psi)} \\ b &= -i e^{i(\alpha-\phi-\chi)} \\ c &= e^{2i\phi} \\ d &= i e^{i(-\psi+\chi)} . \end{aligned}$$

Führ and Rzeszutnik proved the generalization (2) for an arbitrary element

$$U = \begin{pmatrix} U_{11} & U_{12} \\ U_{21} & U_{22} \end{pmatrix}$$

of $U(n)$, for even n values, by introducing for each of the four $n/2 \times n/2$ matrix blocks U_{11} , U_{12} , U_{21} , and U_{22} of U , the polar decomposition

$$U_{jk} = P_{jk} V_{jk} ,$$

where P_{jk} is a positive-semidefinite Hermitian matrix and V_{jk} is a unitary matrix. Close inspection of the proof by Führ and Rzeszutnik (i.e. the proof to Theorem 8.1 in [11]) reveals the following expressions:

$$\begin{aligned} A &= (P_{11} + i P_{12}) V_{11} \\ B &= (P_{21} - i P_{22}) V_{21} \\ C &= V_{11}^\dagger (P_{11} - i P_{12})^2 V_{11} \\ &= V_{21}^\dagger (P_{22} - i P_{21})^2 V_{21} \\ D &= -i V_{11}^\dagger V_{12} \\ &= i V_{21}^\dagger V_{22} . \end{aligned} \tag{5}$$

The equality of the two expressions for C , as well as the two expressions for D , are demonstrated in the Appendix. One can verify that $AA^\dagger = BB^\dagger = CC^\dagger = DD^\dagger = I$, such that A , B , C , and D are all unitary. For this purpose, it is necessary to observe that P_{11} and P_{12} commute, as well as P_{21} and P_{22} [11]. Finally, one may check that

$$\begin{aligned} A(I + C) &= 2U_{11} \\ B(I - C) &= 2U_{21} \\ A(I - C)D &= 2U_{12} \\ B(I + C)D &= 2U_{22} , \end{aligned}$$

such that (2) is fulfilled.

It is noteworthy that there exist two formal expressions for C and D . Whenever the polar decompositions are unique, the two expressions evaluate to the same matrices. However, if one U_{jk} happens to be singular, its polar decomposition is not unique. In this case, it is important to choose C and D consistently, i.e. to take the first or second expression for both C and D in eqn (5).

The reader will easily verify that the above expressions for the matrices A , B , C , and D , for $n = 2$, recover the former formulae for the scalars a , b , c , and d . Just like there are two different expansions in the case $n = 2$, there also exists a second decomposition in the case of arbitrary even n . It satisfies

$$\begin{aligned} A &= (P_{11} - i P_{12})V_{11} \\ B &= (P_{21} + i P_{22})V_{21} \\ C &= V_{11}^\dagger (P_{11} + i P_{12})^2 V_{11} \\ &= V_{21}^\dagger (P_{22} + i P_{21})^2 V_{21} \\ D &= i V_{11}^\dagger V_{12} \\ &= -i V_{21}^\dagger V_{22} . \end{aligned}$$

We now investigate in more detail the dual decomposition of Section 4. Because we have two matrix sets $\{a, b, c, d\}$, we obtain two sets $\{A', B', C', D'\}$:

$$\begin{aligned} A' &= (Q_{21} - i Q_{22})W_{21}W_{11}^\dagger(Q_{11} - i Q_{12}) \\ B' &= (Q_{11} + i Q_{12})W_{11} \\ C' &= (Q_{11} - i Q_{12})W_{11} \\ D' &= -i W_{11}^\dagger W_{12} \end{aligned}$$

and

$$\begin{aligned} A' &= (Q_{21} + i Q_{22})W_{21}W_{11}^\dagger(Q_{11} + i Q_{12}) \\ B' &= (Q_{11} - i Q_{12})W_{11} \\ C' &= (Q_{11} + i Q_{12})W_{11} \\ D' &= i W_{11}^\dagger W_{12} , \end{aligned}$$

respectively. Here, $Q_{jk}W_{jk}$ are the polar decompositions of the four blocks u_{jk} constituting the matrix $u = FUF$.

6 Examples

As an example, we synthesize here the two-qubit circuit realizing the unitary transformation

$$\frac{1}{12} \begin{pmatrix} 8 & 0 & 4+8i & 0 \\ 2+i & 3-9i & -2i & -3-6i \\ 1-7i & 6 & -6+2i & -3+3i \\ 3+4i & 3-3i & 2-4i & 9i \end{pmatrix}.$$

We perform the algorithm of Section 5, applying Heron's iterative method for constructing the four polar decompositions [14], although other algorithms can be used equally. Using ten iterations for each Heron decomposition, we thus obtain the following two numerical results:

$$A = \begin{pmatrix} 0.67 + 0.72i & -0.19 + 0.03i \\ 0.18 + 0.06i & 0.80 - 0.57i \end{pmatrix}, B = \begin{pmatrix} -0.33 - 0.64i & 0.50 - 0.47i \\ 0.69 + 0.00i & -0.20 - 0.70i \end{pmatrix},$$

$$C = \begin{pmatrix} -0.04 - 0.95i & -0.01 - 0.30i \\ -0.07 + 0.29i & 0.25 - 0.92i \end{pmatrix}, \text{ and } D = \begin{pmatrix} 0.87 - 0.43i & -0.15 + 0.20i \\ -0.08 - 0.24i & -0.68 - 0.68i \end{pmatrix}$$

and

$$A = \begin{pmatrix} 0.67 - 0.72i & 0.19 - 0.03i \\ 0.16 + 0.10i & -0.30 - 0.93i \end{pmatrix}, B = \begin{pmatrix} 0.50 - 0.52i & 0.50 + 0.47i \\ -0.19 + 0.66i & 0.70 + 0.20i \end{pmatrix},$$

$$C = \begin{pmatrix} -0.04 + 0.95i & -0.07 - 0.29i \\ -0.01 + 0.30i & 0.25 + 0.92i \end{pmatrix}, \text{ and } D = \begin{pmatrix} -0.87 + 0.43i & 0.15 - 0.20i \\ 0.08 + 0.24i & 0.68 + 0.68i \end{pmatrix}.$$

In contrast to the numerical approach in the first example, we will now perform an analytic decomposition of a second example:

$$U = \begin{pmatrix} 1 & & & \\ & \cos(t) & \sin(t) & \\ & -\sin(t) & \cos(t) & \\ & & & 1 \end{pmatrix},$$

i.e. a typical evolution matrix for spin-spin interaction, often discussed in physics. We have the following four matrix blocks and their polar decompositions²:

$$U_{11} = \begin{pmatrix} 1 & 0 \\ 0 & c \end{pmatrix} = \begin{pmatrix} 1 & 0 \\ 0 & c \end{pmatrix} \begin{pmatrix} 1 & 0 \\ 0 & 1 \end{pmatrix}$$

²In fact, the presented polar decompositions are only valid if $0 \leq t \leq \pi/2$ (i.e. if both $c \geq 0$ and $s \geq 0$). However, the reader can easily treat the three other cases.

$$\begin{aligned}
U_{12} &= \begin{pmatrix} 0 & 0 \\ s & 0 \end{pmatrix} = \begin{pmatrix} 0 & 0 \\ 0 & s \end{pmatrix} \begin{pmatrix} 0 & y \\ 1 & 0 \end{pmatrix} \\
U_{21} &= \begin{pmatrix} 0 & -s \\ 0 & 0 \end{pmatrix} = \begin{pmatrix} s & 0 \\ 0 & 0 \end{pmatrix} \begin{pmatrix} 0 & -1 \\ z & 0 \end{pmatrix} \\
U_{22} &= \begin{pmatrix} c & 0 \\ 0 & 1 \end{pmatrix} = \begin{pmatrix} c & 0 \\ 0 & 1 \end{pmatrix} \begin{pmatrix} 1 & 0 \\ 0 & 1 \end{pmatrix},
\end{aligned}$$

where c and s are short-hand notations for $\cos(t)$ and $\sin(t)$, respectively. Two blocks, i.e. U_{12} and U_{21} , are singular and therefore have a polar decomposition which is not unique: both y and z are arbitrary numbers on the unit circle in the complex plane. By choosing consistently the ‘second expressions’ of C and D , we find the following decompositions of U :

$$\begin{pmatrix} 1 & & \\ & e & \\ & & ie \\ & -iz & \end{pmatrix} \frac{1}{2} \begin{pmatrix} 2 & & \\ & 1+1/e^2 & 1-1/e^2 \\ & 2 & \\ & 1-1/e^2 & 1+1/e^2 \end{pmatrix} \begin{pmatrix} 1 & & \\ & 1 & \\ & & -i/z \\ & -i & \end{pmatrix}$$

and

$$\begin{pmatrix} 1 & & \\ & 1/e & \\ & & -i/e \\ & iz & \end{pmatrix} \frac{1}{2} \begin{pmatrix} 2 & & \\ & 1+e^2 & 1-e^2 \\ & 2 & \\ & 1-e^2 & 1+e^2 \end{pmatrix} \begin{pmatrix} 1 & & \\ & 1 & \\ & & i/z \\ & i & \end{pmatrix},$$

where e is a short-hand notation for $c + is$. In spite of the singular nature of both P_{12} and P_{21} , this leaves only a 1-dimensional infinitum of decompositions. The fact that some matrices U have an infinity of decompositions is further discussed in next section.

As a third and final example, we consider for U a permutation matrix. Such choice is particularly interesting, as a $2^w \times 2^w$ permutation matrix represents a classical reversible computation on w bits [15] [16]. For $w = 2$, we investigate the example

$$U = \begin{pmatrix} 0 & 1 & 0 & 0 \\ 0 & 0 & 0 & 1 \\ 1 & 0 & 0 & 0 \\ 0 & 0 & 1 & 0 \end{pmatrix}.$$

We have

$$U_{11} = \begin{pmatrix} 0 & 1 \\ 0 & 0 \end{pmatrix} = \begin{pmatrix} 1 & 0 \\ 0 & 0 \end{pmatrix} \begin{pmatrix} 0 & 1 \\ x & 0 \end{pmatrix}$$

$$\begin{aligned}
U_{12} &= \begin{pmatrix} 0 & 0 \\ 0 & 1 \end{pmatrix} = \begin{pmatrix} 0 & 0 \\ 0 & 1 \end{pmatrix} \begin{pmatrix} y & 0 \\ 0 & 1 \end{pmatrix} \\
U_{21} &= \begin{pmatrix} 1 & 0 \\ 0 & 0 \end{pmatrix} = \begin{pmatrix} 1 & 0 \\ 0 & 0 \end{pmatrix} \begin{pmatrix} 1 & 0 \\ 0 & z \end{pmatrix} \\
U_{22} &= \begin{pmatrix} 0 & 0 \\ 1 & 0 \end{pmatrix} = \begin{pmatrix} 0 & 0 \\ 0 & 1 \end{pmatrix} \begin{pmatrix} 0 & w \\ 1 & 0 \end{pmatrix},
\end{aligned}$$

where x, y, z , and w are arbitrary unit-modulus numbers. If, in particular, we choose $x = w = -i$ and $y = z = i$, then we find a bZUbXUbZU decomposition of U consisting exclusively of permutation matrices:

$$\begin{pmatrix} 0 & 1 & & \\ 1 & 0 & & \\ & & 1 & 0 \\ & & 0 & 1 \end{pmatrix} \begin{pmatrix} 0 & & 1 & \\ & 1 & & 0 \\ 1 & & 0 & \\ & 0 & & 1 \end{pmatrix} \begin{pmatrix} 1 & 0 & & \\ 0 & 1 & & \\ & & 0 & 1 \\ & & 1 & 0 \end{pmatrix}.$$

In the next section, we will demonstrate that such is possible for any $n \times n$ permutation matrix (provided n is even).

7 Light matrices and classical computing

The second and third example in previous section lead us to a deeper analysis of sparse unitary matrices.

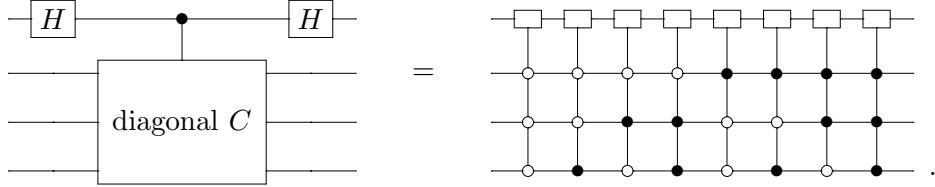
Definition: Let M be an $m \times m$ matrix with, in each line and each column, maximum one non-zero entry. We call such sparse matrix ‘light’. Let μ be the number of non-zero entries of M . We call μ the weight of M . We have $0 \leq \mu \leq m$. If $\mu = m$, then M is regular; if $\mu < m$, then M is singular. The reader will easily prove the following two lemmas:

Lemma 1: Let PU (with P a positive-semidefinite matrix and U a unitary matrix) be the polar decomposition of a light matrix M . Then P is a diagonal matrix and U is a complex permutation matrix. If μ , the weight of M , equals m , then U is unique; otherwise, we have an $(m - \mu)$ -dimensional infinity of choices for U .

Lemma 2: If P is a diagonal matrix and U is a complex permutation matrix, then $U^\dagger P U$ is a diagonal matrix, with the same entries as P , in a permuted order.

We now combine these two lemmas. Assume that the $n \times n$ matrix U consists of four $n/2 \times n/2$ blocks, such that the two blocks U_{11} and U_{12} are light. Then, by virtue of Lemma 1, the positive-semidefinite matrices P_{11} and P_{12} are diagonal. Therefore $P_{11} - iP_{12}$ is diagonal and so is $(P_{11} - iP_{12})^2$.

By virtue of Lemma 1 again, the matrix V_{11} is a complex permutation matrix. Finally, because of Lemma 2, the matrix $C = V_{11}^\dagger (P_{11} - iP_{12})^2 V_{11}$ is diagonal and so are $I + C$ and $I - C$. As a result, for $n = 2^w$, the matrix $F \begin{pmatrix} I & C \\ I - C & I + C \end{pmatrix} F = \frac{1}{2} \begin{pmatrix} I + C & I - C \\ I - C & I + C \end{pmatrix}$ represents a cascade of 2^{w-1} **NEGATOR** gates acting on the first qubit and controlled by the $w - 1$ other qubits:



We now are in a position to discuss the case of U being an $n \times n$ permutation matrix. Its special interest results from the fact that, for n equal to a power of 2, such matrix represents a classical reversible computation.

First, we will prove that $\frac{1}{2} \begin{pmatrix} I + C & I - C \\ I - C & I + C \end{pmatrix}$ is a structured permutation matrix. If U is an $n \times n$ permutation matrix, then both $n/2 \times n/2$ blocks U_{11} and U_{12} are light, the sum of their weights μ_{11} and μ_{12} being equal to $n/2$. The matrices P_{11} and P_{12} are diagonal, with entries equal to 0 or 1, with the special feature that, wherever there is a zero entry in P_{11} , the matrix P_{12} has a 1 on the same row, and vice versa. The matrix $P_{11} - iP_{12}$ thus is diagonal, with all diagonal entries either equal to 1 or to $-i$. Hence, the matrix $(P_{11} - iP_{12})^2$ is diagonal, with all diagonal entries either equal to 1 or to -1 , and so is matrix C . Hence, the matrices $I + C$ and $I - C$ are diagonal with entries either 0 or 2. As a result, for $n = 2^w$, the matrix $F \begin{pmatrix} I & C \\ I - C & I + C \end{pmatrix} F = \frac{1}{2} \begin{pmatrix} I + C & I - C \\ I - C & I + C \end{pmatrix}$ represents a cascade of 1-qubit **IDENTITY** and **NOT** gates acting on the first qubit and controlled by the $w - 1$ other qubits. Thus the above 2^{w-1} **NEGATOR** gates all equal a classical gate: either an **IDENTITY** gate or a **NOT** gate.

Next, we proceed with proving that D is also a permutation matrix. The matrices V_{11} and V_{12} are complex permutation matrices and thus are light. The matrix V_{11} contains $n/2$ non-zero entries. Among them, $n/2 - \mu_{11}$ can be chosen arbitrarily, μ_{11} being the weight of U_{11} . We denote these arbitrary numbers by x_j , in analogy to x in the third example of Section 6. Analogously, we denote by y_k the $n/2 - \mu_{12}$ arbitrary entries of V_{12} . Because U is a permutation matrix, the weight sum $\mu_{11} + \mu_{12}$ necessarily equals $n/2$. The matrix $-iV_{11}^\dagger V_{12}$ also is a complex permutation matrix and thus has $n/2$ non-zero entries. This number matches the total number of degrees of freedom $(n/2 - \mu_{11}) + (n/2 - \mu_{12}) = n/2$. Because U is a permutation matrix, V_{11} and V_{12} can be chosen such that the non-zero entries of the

product $-iV_{11}^\dagger V_{12}$ depend only on an x_j or on an y_k but not on both. More particularly these entries are either of the form $-i/x_j$ or of the form $-iy_k$. By choosing all x_j equal to $-i$ and all y_k equal to i , the matrix $-iV_{11}^\dagger V_{12}$, and thus D , is a permutation matrix.

Because U , $\frac{1}{2} \begin{pmatrix} I+C & I-C \\ I-C & I+C \end{pmatrix}$, and $\begin{pmatrix} I & \\ & D \end{pmatrix}$ are permutation matrices, also $\begin{pmatrix} A & \\ & B \end{pmatrix}$ is an $n \times n$ permutation matrix. Ergo: given an $n \times n$ permutation matrix U , we can construct four $n/2 \times n/2$ permutation matrices A , B , C , and D . Therefore, we recover here the Birkhoff decomposition method for permutation matrices and thus, for $n = 2^w$, a well-known synthesis method for classical reversible logic circuits [15] [17] [18], based on the Young subgroups of the symmetric group \mathbf{S}_{2^w} .

8 Conclusion

Thanks to the Führ and Rzeszutnik decomposition of $U(n)$ matrices with even n , and three more decompositions presented above, we can synthesize the quantum circuit performing an arbitrary unitary transformation from $U(2^w)$, in four systematic and straightforward ways. The present bZbXbZ and bXbZbX decompositions are more practical than the ZXZ decomposition because no Fourier transforms F_j (with $2 \leq j \leq 2^w$) are necessary. Only controlled $XU(2)$ or NEGATORS and controlled $ZU(2)$ or PHASORS are necessary. Alternatively, one can apply controlled PHASORS combined with controlled Hadamard gates, i.e. F_2 transforms.

In contrast to previously developed synthesis methods for quantum circuits (based e.g. on the sine-cosine or the KAK decomposition), the present four matrix decompositions naturally include the synthesis of classical reversible circuits.

References

- [1] M. Nielsen and I. Chuang: *Quantum Computation and Quantum Information*, Cambridge University Press (2000).
- [2] A. Barenco, C. Bennett, R. Cleve, D. DiVincenzo, N. Margolus, P. Shor, T. Sleator, S. Smolin, and H. Weinfurter: Elementary gates for quantum computation. *Physical Review A*, volume 52 (1995), 3457-3467.
- [3] S. Bullock and I. Markov: An arbitrary two-qubit computation in 23 elementary gates. *Physical Review A*, volume 68 (2003), 012318.

- [4] M. Möttönen, J. Vartiainen, V. Bergholm, and M. Salomaa: Quantum circuits for general multi-qubit gates. *Physical Review Letters*, volume 93 (2004), 130502.
- [5] V. Shende, S. Bullock, and I. Markov: Synthesis of quantum-logic circuits. *IEEE Transactions on Computer-Aided Design of Integrated Circuits and Systems*, volume 25 (2006), 1000-1010.
- [6] A. De Vos and S. De Baerdemacker: On two subgroups of $U(n)$, useful for quantum computing. *Journal of Physics: Conference Series: Proceedings of the 30 th International Colloquium on Group-theoretical Methods in Physics, Gent, 14-18 July 2014*, volume 597 (2015), 012030.
- [7] A. De Vos and S. De Baerdemacker: The synthesis of a quantum circuit. *Proceedings of the 11 th International Workshop on Boolean Problems, Freiberg, 17-19 September 2014*, pp. 129-136.
- [8] K. Mattle, M. Michler, H. Weinfurter, A. Zeilinger, and M. Zukowski: Non-classical statistics at multiport beam splitters. *Applied Physics B*, volume 60 (1995), S111-S117.
- [9] M. Idel and M. Wolf: Sinkhorn normal form for unitary matrices. *Linear Algebra and its Applications*, volume 471 (2015), 76-84.
- [10] A. De Vos and S. De Baerdemacker: Scaling a unitary matrix. *Open Systems & Information Dynamics*, volume 21 (2014), 1450013.
- [11] H. Führ and Z. Rzeszutnik: On biunimodular vectors for unitary matrices. *Linear Algebra and its Applications*, volume 484 (2015), 86-129.
- [12] W. Tadej and K. Życzkowski: A concise guide to complex Hadamard matrices. *Open Systems & Information Dynamics*, volume 13 (2006), 133-177.
- [13] A. De Vos and S. De Baerdemacker: Matrix calculus for classical and quantum circuits. *A.C.M. Journal on Emerging Technologies in Computing Systems*, volume 11 (2014), 9.
- [14] N. Higham: Computing the polar decomposition with applications. *SIAM Journal on Scientific and Statistical Computing*, volume 7 (1986), 1160-1174.
- [15] A. De Vos: *Reversible Computing*, VCH-Wiley (2010).

- [16] R. Wille, M. Soeken, and R. Drechsler: *Introduction to Reversible and Quantum Circuits*, Springer (2016).
- [17] Y. Van Rentergem, A. De Vos, and L. Storme: Implementing an arbitrary reversible logic gate. *Journal of Physics A: Mathematical and General*, volume 38 (2005), 3555-3577.
- [18] A. De Vos and Y. Van Rentergem: Young subgroups for reversible computers. *Advances in Mathematics of Communications*, volume 2 (2008), 183-200.

Appendix

Lemma 3: Let P and P' be positive-semidefinite matrices, let U and U' be unitary matrices, and let $PU = P'U'$. Then, U is equal to U' , provided P and P' are regular.

Lemma 4: Let P_j and U_j be positive-semidefinite and unitary matrices, respectively. Then any equality of the form $P_1U_1P_2U_2P_3U_3\dots = P'_1U'_1P'_2U'_2P'_3U'_3\dots$ implies $U_1U_2U_3\dots = U'_1U'_2U'_3\dots$, provided all P_j and all P'_j are regular. The proof is based on repeated application of $PU = UQ$ with $Q = U^\dagger PU$ also a positive-semidefinite matrix, followed by use of Lemma 3. ■

From the unitarity condition $U^\dagger U = UU^\dagger = \begin{pmatrix} I & 0 \\ 0 & I \end{pmatrix}$ follows:

$$\begin{aligned} P_{11}^2 + P_{12}^2 &= I \\ P_{21}^2 + P_{22}^2 &= I \\ V_{11}^\dagger P_{11}^2 V_{11} + V_{21}^\dagger P_{21}^2 V_{21} &= I \\ V_{12}^\dagger P_{12}^2 V_{12} + V_{22}^\dagger P_{22}^2 V_{22} &= I, \end{aligned} \tag{6}$$

as well as

$$\begin{aligned} P_{11}V_{11}V_{21}^\dagger P_{21} + P_{12}V_{12}V_{22}^\dagger P_{22} &= 0 \\ V_{11}^\dagger P_{11}P_{12}V_{12} + V_{21}^\dagger P_{21}P_{22}V_{22} &= 0. \end{aligned} \tag{8}$$

If P_{11} , P_{12} , P_{21} , and P_{22} are regular, then, by virtue of Lemma 4, this leads to

$$V_{11}V_{21}^\dagger = -V_{12}V_{22}^\dagger \tag{9}$$

$$V_{11}^\dagger V_{12} = -V_{21}^\dagger V_{22}. \tag{10}$$

In the expression

$$V_{11}^\dagger (P_{11} - i P_{12})^2 V_{11}$$

or

$$V_{11}^\dagger P_{11}^2 V_{11} - i V_{11}^\dagger P_{11} P_{12} V_{11} - i V_{11}^\dagger P_{12} P_{11} V_{11} - V_{11}^\dagger P_{12}^2 V_{11} ,$$

we eliminate P_{11}^2 with the help of (6), $P_{11} P_{12}$ with the help of (8), $P_{12} P_{11}$ with the help of (8), and P_{12}^2 with the help of (7). Subsequently, we eliminate V_{11} and V_{11}^\dagger with the help of (9-10). We thus obtain

$$\begin{aligned} & V_{21}^\dagger P_{22}^2 V_{21} - i V_{21}^\dagger P_{21} P_{22} V_{21} - i V_{21}^\dagger P_{22} P_{21} V_{21} - V_{21}^\dagger P_{21}^2 V_{21} \\ = & V_{21}^\dagger (P_{22} - i P_{21})^2 V_{21} . \end{aligned}$$

Acknowledgement

The authors thank the European COST Action IC 1405 ‘Reversible computation’ for its valuable support.