

Packet Transactions: High-level Programming for Line-Rate Switches

Anirudh Sivaraman^{*}, Mihai Budiu[†], Alvin Cheung[‡], Changhoon Kim[†], Steve Licking[‡],
George Varghese⁺⁺, Hari Balakrishnan^{*}, Mohammad Alizadeh^{*}, Nick McKeown⁺

^{*}MIT CSAIL, [†]Barefoot Networks, [‡]University of Washington, ⁺⁺Microsoft Research, ⁺Stanford University

ABSTRACT

Many algorithms for congestion control, scheduling, network measurement, active queue management, security, and load balancing require custom processing of packets as they traverse the data plane of a network switch. To run at line rate, these data-plane algorithms must be in hardware. With today’s switch hardware, algorithms cannot be changed, nor new algorithms installed, after a switch has been built.

This paper shows how to program data-plane algorithms in a high-level language and compile those programs into low-level microcode that can run on emerging programmable line-rate switching chipsets. The key challenge is that these algorithms create and modify algorithmic state. The key idea to achieve line-rate programmability for stateful algorithms is the notion of a *packet transaction*: a sequential code block that is atomic and isolated from other such code blocks. We have developed this idea in Domino, a C-like imperative language to express data-plane algorithms. We show with many examples that Domino provides a convenient and natural way to express sophisticated data-plane algorithms, and show that these algorithms can be run at line rate with modest estimated die-area overhead.

1. INTRODUCTION

Network switches and routers in modern datacenters, enterprises, and service-provider networks perform many tasks in addition to standard packet forwarding. The set of requirements for routers has only increased with time as network operators seek greater control over performance and security. Performance and security may be improved using both data-plane and control-plane mechanisms. This paper focuses on data-plane algorithms. These algorithms process and transform packets, creating and maintaining state in the switch. Examples include active queue management [53, 52, 67, 74, 76], scheduling [88], congestion control with switch feedback [64, 93, 60, 28], network measurement [98, 51, 50], security [34], and traffic load balancing [27].

An important requirement for data-plane algorithms is the ability to process packets at the switch’s line rate (typically 10–100 Gbit/s on 10–100 ports). As a result, these algorithms are typically implemented using dedicated hardware. Hardware designs are rigid, however, and not reconfigurable

in the field. Thus, to implement and deploy a new algorithm today, or to even modify a deployed one, the user must invest in new hardware—a time-consuming and expensive proposition.

This rigidity affects many stakeholders adversely: vendors [7, 9, 4] building network switches with merchant-silicon chips [13, 14, 21], network operators deploying switches [85, 80, 58], and researchers developing new switch algorithms [64, 74, 96, 99, 60].

To run data-plane algorithms after a switch has been built, researchers and companies have attempted to build programmable routers for many years, starting from efforts on active networks [94] to network processors [82] to software routers [66, 11, 46]. All these efforts sacrificed performance for programmability, typically running an order of magnitude (or worse) slower than hardware line rates. Unfortunately, this reduction in performance has meant that these systems are rarely deployed in production networks, if at all.

Programmable switching chips [17, 26, 36, 1, 22, 15] competitive in performance with state-of-the-art fixed-function chipsets [13, 14, 21] are now becoming available. These chips implement a few low-level hardware primitives that can be configured by software into a processing pipeline, and are field-reconfigurable [6, 5, 91]. Building a switch with such a chip is attractive because it does not compromise on data rates [36].

In terms of programmability, these chips today allow the network operator to specify packet parsing and forwarding without restricting the set of protocol formats or the set of actions that can be executed when matching packet headers in a match-action table. Languages such as P4 are emerging as a way to express such *match-action processing* in a hardware-independent way [35, 23, 87].

There is a gap between this form of programmability and the needs of data-plane algorithms. By contrast to packet header parsing and forwarding, which don’t modify state in the data plane, many data-plane algorithms create and modify algorithmic state in the switch as part of packet processing. For such algorithms, it is important for programmability to directly capture the algorithm’s intent without requiring it to be “shoehorned” into hardware constructs such as a sequence of match-action tables. Indeed, this is how such

data-plane algorithms are expressed in pseudocode [53, 92, 3, 67, 52], and implemented in software routers [66, 11, 46], network processors [47, 56], and network endpoints [8].

By studying the requirements of data-plane algorithms and the constraints of line-rate hardware, we introduce a new abstraction to program and implement data-plane algorithms: a *packet transaction* (§3). A packet transaction is a sequential code block that is atomic and isolated from other such code blocks (i.e., any visible state is equivalent to a serial execution of packet transactions across packets). Packet transactions allow the programmer to focus on the operations needed for each packet without worrying about other concurrent packets.

We have designed and implemented *Domino*, a new domain-specific language (DSL) for data-plane algorithms, with packet transactions at its core. Domino is an imperative language with C-like syntax, perhaps the first to offer such a high level programming abstraction for line-rate switches.

This paper makes three further contributions. First, *Banzai*, a machine model for line-rate programmable switches (§2). Banzai generalizes and abstracts essential features of line-rate programmable switches [36, 26, 17]. Banzai also models practical constraints limiting stateful operations at line rate. Informed by these constraints, we introduce the concept of *atoms* to represent a programmable switch’s instruction set.

Second, *a compiler from Domino packet transactions to a Banzai target* (§4). The Domino compiler introduces *all-or-nothing compilation*, where all packet transactions accepted by the compiler will run at line rate, or be rejected outright. There is no “slippery slope” of running network algorithms at lower speeds as with traditional network processors or software routers: when compiled, a Domino program runs at the line rate, or not at all. Performance is not just predictable, but is guaranteed.

Third, *an evaluation of Domino* (§5). We evaluate Domino’s expressiveness by programming a variety of data-plane algorithms (Table 4) in Domino and compare with P4. We find that Domino provides a more concise and easier programming model for stateful data-plane algorithms. Next, because no existing programmable switch supports the set of atoms required for our data-plane algorithms, we design a set of compiler targets (§5.2) based on Banzai and show that these are feasible in a 32 nm standard-cell library with < 15% estimated chip area overhead. Finally, we compile data-plane algorithms written in Domino to these targets to show how the choice of atoms in a target determines which algorithms it can support.

2. A MACHINE MODEL FOR LINE-RATE SWITCHES

Banzai is a machine model for programmable line-rate switches that serves as the compiler target for Domino programs. Banzai’s design is inspired by recent programmable switch architectures such as RMT [36], Intel’s FlexPipe [17],

and Cavium’s XPliant Packet Architecture [26]. Banzai abstracts these architectures and extends them with stateful processing units to implement data-plane algorithms. These processing units, called *atoms*, precisely model the set of operations that a hardware target can execute at line rate; they function as the target instruction set for the Domino compiler.

2.1 Background: Programmable switches

Packets arriving at a programmable switch (Figure 1) are parsed by a programmable parser that turns packets into header fields. These header fields are first processed by an ingress pipeline consisting of match-action tables arranged in stages. Processing a packet at a stage may modify its header fields as well as some persistent state at that stage. Each stage has access only to its own local state. To share state between stages, it must be carried forward in packet headers. Following the ingress pipeline, the packet is queued. Once the packet is dequeued by the switch scheduler, it is processed by a similar egress pipeline before being transmitted.

To reduce chip area, the ingress and egress pipelines are shared across switch ports. Each pipeline handles aggregate traffic belonging to all ports on the switch, at all packet sizes. For instance, a 64-port switch with a line rate of 10 Gbits/s per port and a minimum packet size of 64 bytes needs to process around a billion packets per second [36]. Equivalently, with a clock frequency of 1 GHz, each pipeline stage needs to process one packet every clock cycle (1 ns). The need to handle one packet per clock cycle is typical because switches are designed for the highest port count and line rate for a given chip area. We assume one packet per clock cycle throughout the paper.¹

Having to process a packet every clock cycle in each stage greatly constrains the operations that can be performed on each packet. In particular, any packet operation that modifies state visible to the next packet *must* finish execution in a single clock cycle (see §2.3 for details). Because of this restriction, programmable switching chips provide a small set of processing units or primitives for manipulating packets and state in a stage, unlike in software routers. These processing units determine what algorithms can run on the switch at line rate.

The challenge here is to determine primitives that allow a broad range of data-plane algorithms to be implemented, and build a compiler to map a user-friendly description of an algorithm to the primitives provided by a switch.

2.2 The Banzai machine model

Banzai (the bottom half of Figure 1) models the data-plane components of an ingress or egress switch pipeline, consisting of a number of stages executing synchronously on every clock cycle. Each stage processes one packet every clock cycle (1 ns) and hands it off to the next, until it exits the

¹For concreteness, we assume a 1 GHz clock frequency.

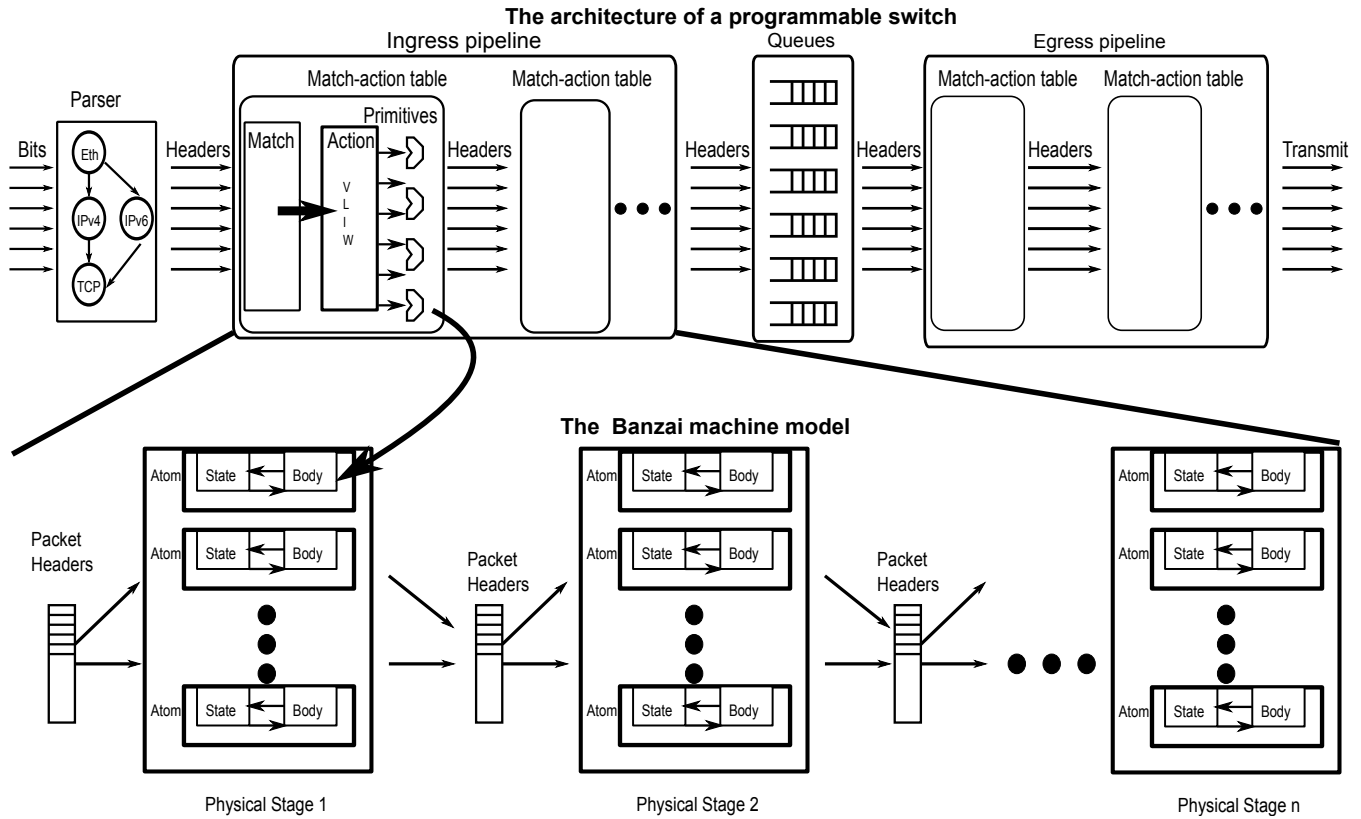


Figure 1: The Banzai machine model and its relationship to programmable switch architectures.

pipeline. Banzai models the computation within a match-action table in a stage (i.e., the action half of the match-action table), but not the match semantics (e.g., direct, or ternary) (we discuss how to embed these computations in a standard match-action pipeline in §3.3). Banzai does not model packet parsing and assumes that packets arriving to it are already parsed.

2.3 Atoms: Banzai’s processing units

Each pipeline stage in Banzai contains a *vector of atoms*. All atoms in the vector execute in parallel on every clock cycle. Informally, an atom is an atomic unit of packet processing supported natively by a Banzai machine. The atoms provided by a Banzai machine form its instruction set. Atoms may modify persistent state stored on the switch. In contrast to instruction sets for CPUs, GPUs, DSPs, and NPUs, the atoms for a Banzai machine need to be substantially richer to run real-world data-plane algorithms at line rate. We explain why with an example.

Suppose we need to atomically increment a state variable stored on the switch to count packets. One approach would be to have hardware support for three simple single-cycle operations: *read* some memory in the first clock cycle, *add* one in the next, and *write* it to memory in the third. This approach, however, does not provide atomic isolation. To see why, suppose packet *A* increments the counter from 0 to 1 by executing the read, add, and write operations at clock

cycles 1, 2, and 3 respectively. If packet *B* issues the read at time 2, it will increment the counter again from 0 to 1, when it should be 2. Locks over the shared counter are a potential solution. However, locking causes packet *B* to wait during packet *A*’s increment, and the switch no longer sustains line rate of one packet every clock cycle.² CPUs employ microarchitectural techniques such as operand forwarding to address this problem, but these techniques suffer from occasional pipeline stalls, which militates against line-rate performance.

The only way to provide an atomic increment is to explicitly support it in hardware with an *atom* to read memory, increment it, and write it back in a single stage within one clock cycle. The same observation applies to any other line-rate atomic operation.

This observation motivates why we represent an atom as a body of sequential code. An atom completes execution of the entire body of code and modifies a packet before processing the next packet. An atom may also contain internal state that is local to that atom alone and persists across packets. An atom’s body of sequential code fully specifies the atom’s behavior and serves as an interface between the compiler and the programmable switch hardware.

Using this representation, a switch counter that wraps

²Wait-free objects [59] are an alternative to locking, but are typically too complex for hardware.

around at a value of 100 can be written as the atom:³

```
if (counter < 99)
  counter++;
else
  counter = 0;
```

Similarly, a stateless operation like setting a packet field (e.g. P4’s `modify_field` primitive [23]) can be written as the atom:

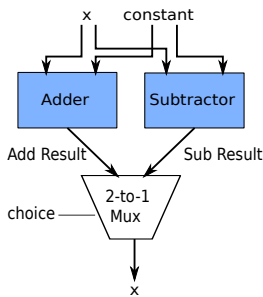
```
p.field = value;
```

Table 3 provides more examples of atoms.

We note that—unlike stateful atomic operations such as a counter—stateless atomic operations are easier to support with basic packet-field arithmetic. Consider, for instance, the operation `pkt.f1 = pkt.f2 + pkt.f3 - pkt.f4`. This operation does not modify any persistent switch state because it only reads and writes packet fields. It can be implemented without violating atomicity by using two atoms: one atom to add fields `f2` and `f3` in one pipeline stage (clock cycle), and another to subtract `f4` from the result in the next—without having to provide one large atom that supports the entire operation.

2.4 Constraining atoms

Computational limits: To provide line-rate performance, atom bodies must finish execution within one clock cycle. We constrain atom bodies by defining *atom templates* (§4.3). An atom template is a program that always terminates and specifies exactly how the atom is executed. One example is an ALU with a restricted set of primitive operations to choose from (Figure 2a). Atom templates allow us to create Banzai machines with different atoms. In practice, atom templates will be designed by an ASIC engineer and exposed as a machine’s instruction set (§5.2). As programmable switches evolve, we expect that atoms will evolve as well, but constrained by the clock-cycle requirement (§5.4).



(a) Circuit for an atom that can add or subtract a constant from a state variable.

```
bit choice = ??;
int constant = ??;
if (choice) {
  x = x + constant;
} else {
  x = x - constant;
}
```

(b) Circuit representation as an atom template.

Figure 2: Atoms and atom templates

Resource limits: For any real machine, we also need to limit the number of atoms in each stage (*pipeline width*) and

³We use `p.x` to represent field `x` within a packet `p` and `x` to represent a state variable `x` that persists across packets.

the number of stages in the pipeline (*pipeline depth*). This is similar to limits on the number of stages, number of tables per stage, and amount of memory per stage in programmable switch architectures such as RMT and FlexPipe [62].

2.5 What can Banzai not do?

Like real programmable switches, Banzai is a good fit for data-plane algorithms that modify a small set of packet headers and carry out small amounts of stateful or stateless computation per packet. Data-plane algorithms like deep packet inspection and WAN optimization require a switch to parse and process the packet payload as well—effectively parsing a large “header” consisting of each byte in the payload, which is challenging at line rates of 1 GHz. Such algorithms are best left to general-purpose CPU platforms [75, 84, 55]. Some algorithms require complex computations, but not on every packet. For example, consider a measurement algorithm that periodically scans a large table to perform garbage collection. Banzai’s atoms model small computations that occur on every packet, and are not suitable for such operations that span many clock cycles.

3. PACKET TRANSACTIONS

To program a data-plane algorithm, a programmer would write code in Domino using packet transactions (Figure 3a) and then use the Domino compiler to compile to an atom pipeline for a Banzai machine (Figure 3b). We first describe packet transactions in greater detail by walking through an example (§3.1). Next, we discuss constraints in Domino (§3.2) informed by the domain of line-rate switches. We then discuss triggering packet transactions (§3.3) and handling multiple transactions (§3.4).

3.1 Domino by example

We use flowlet switching [86] as an example. Flowlet switching is a load-balancing algorithm that sends bursts of packets (called flowlets) from a TCP flow on different paths, provided the bursts are separated by a large enough time interval to ensure packets do not arrive out of order at a TCP receiver. Figure 3a shows flowlet switching in Domino. For simplicity, we hash only the source and destination ports; it is easy to extend it to the full 5-tuple.

This example demonstrates the core language constructs in Domino. All packet processing happens in the context of a packet transaction (the function `flowlet` starting at line 17). The function’s argument type `Packet` declares the fields in a packet (lines 5–12)⁴ that can be referenced by the function body (lines 18–32). The function body can also modify persistent switch state using global variables (e.g. `last_time` and `saved_hop` on lines 14 and 15, respectively).

Conceptually, the switch invokes the packet transaction function one packet at a time, with no concurrent packet processing. To the programmer, the function modifies the

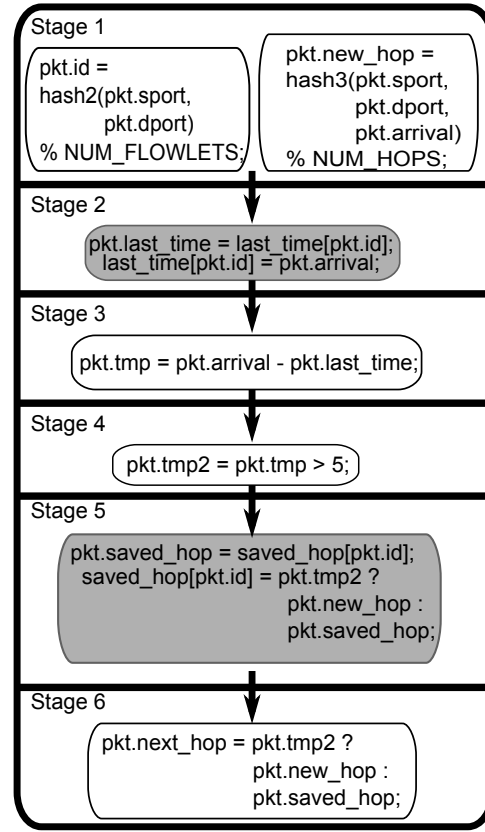
⁴We use fields to refer to both packet headers such as source port (`sport`) and destination port (`dport`) and packet metadata (`id`).

```

1 #define NUM_FLOWLETS    8000
2 #define THRESHOLD      5
3 #define NUM_HOPS       10
4
5 struct Packet {
6     int sport;
7     int dport;
8     int new_hop;
9     int arrival;
10    int next_hop;
11    int id; // array index
12 };
13
14 int last_time [NUM_FLOWLETS] = {0};
15 int saved_hop [NUM_FLOWLETS] = {0};
16
17 void flowlet(struct Packet pkt) {
18     pkt.new_hop = hash3(pkt.sport,
19                        pkt.dport,
20                        pkt.arrival)
21                    % NUM_HOPS;
22
23     pkt.id = hash2(pkt.sport,
24                  pkt.dport)
25                % NUM_FLOWLETS;
26
27     if (pkt.arrival - last_time[pkt.id]
28         > THRESHOLD)
29     { saved_hop[pkt.id] = pkt.new_hop; }
30
31     last_time[pkt.id] = pkt.arrival;
32     pkt.next_hop = saved_hop[pkt.id];
33 }

```

(a) Flowlet switching written in Domino



(b) 6-stage Banzai pipeline for flowlet switching. Control flows from top to bottom. Stateful atoms are in grey.

Figure 3: Programming flowlet switching in Domino

passed-in packet argument and runs to completion before processing the next packet. The function may invoke *intrinsic*s such as `hash2` on line 23 to use hardware accelerators such as hash generators. The Domino compiler uses an intrinsic’s signature to infer dependencies and supplies a canned run-time implementation, but otherwise does not analyze an intrinsic’s internal behavior. When compiled to a Banzai machine, the compiler converts the code in Figure 3a to the atom pipeline in Figure 3b.

3.2 Constraints on the language

The syntax of Domino is similar to C, but with several constraints (Table 1). These constraints are required for deterministic performance. Memory allocation, unbounded iteration counts, and unstructured control flow all cause variable performance, which may prevent an algorithm from achieving line rate. Additionally, Domino constrains array modifications by requiring that all accesses to a given array within one execution of a transaction, i.e. one packet, must use the same array index. For example, all read and write accesses to the array `last_time` use the index `pkt.id`, which is constant for each packet, but can change between packets. This restriction mirrors restrictions on memories, which don’t typically support distinct read and write addresses every clock cycle.

- No iteration (while, for, do-while).
- No goto, break, or continue.
- No pointers.
- No dynamic memory allocation / heap.
- Array index is constant for each transaction execution.
- No access to data i.e. unparsed portion of the packet.

Table 1: Restrictions in Domino

3.3 Triggering packet transactions

Packet transactions specify *how* to process packet headers and/or state. To specify *when* to run packet transactions, we provide a *guard*: a predicate on packet fields that triggers the transaction whenever a packet matches the guard. An example guard (`pkt.tcp_dst_port == 80`) would execute heavy-hitter detection on all packets on TCP destination port 80. This guard can be implemented using an exact match in a match-action table, with the actions being the atoms resulting from compiling the packet transaction. Guards can be of various forms, e.g., exact, ternary, longest-prefix and range-based matches, depending on the match semantics supported by the match-action pipeline. Because guards map rather straightforwardly to the match key in a match-action table, this paper only focuses on compiling packet transactions.

3.4 Handling multiple transactions

So far, we have discussed a single packet transaction corresponding to a single data-plane algorithm. In practice, a switch would run multiple data-plane algorithms—each processing its own subset of packets. To accommodate multiple transactions, we envision a policy language that specifies pairs of guards and transactions. Realizing a policy is straightforward when all guards are disjoint. When guards overlap, multiple transactions need to execute on the same subset of packets, requiring a mechanism to compose transactions. One semantics for composition is to concatenate the two transaction bodies in an order specified by the user, providing the illusion of a larger transaction that combines two transactions. We leave a detailed exploration of this and alternative semantics to future work, and focus only on compiling a single packet transaction.

4. THE DOMINO COMPILER

The Domino compiler compiles from Domino programs to Banzai targets. The compiler provides an *all-or-nothing model*: if compilation succeeds, the compiler guarantees that the program will run at line rate on the target. If the program can't be run at line rate, the compiler rejects the program outright; there is no smooth tradeoff between a program's performance and its complexity. This all-or-nothing compilation model is unusual relative to other substrates such as a CPU, GPU, or DSP. But, it reflects how routers are used today. Routers are rated for a particular line rate, regardless of the enabled feature set. The all-or-nothing model trades off diminished programmability for guaranteed line-rate performance, in contrast to software routers that provide greater flexibility but unpredictable run-time performance [45, 97].

The Domino compiler has three passes (Figure 4). First, *normalization* simplifies the packet transaction into a restrictive three-address code form while retaining the sequential nature of packet transactions, i.e., processing one packet at a time. Second, *pipelining* transforms the normalized code into code for a *pipelined virtual switch machine (PVSM)*. PVSM is an intermediate representation that models a switch pipeline with no computational or resource limits. Third, *code generation* transforms this intermediate representation into configuration for a Banzai machine, given as inputs the machine's computational and resource constraints, and rejects the program if it can't run at line rate on that Banzai machine. The Domino compiler uses many existing compiler techniques, but adapts and simplifies them in important ways to suit the domain of line-rate switches (§4.4). Throughout this section, we use flowlet switching as a running example to demonstrate compiler passes.

4.1 Normalization

Branch removal: A packet transaction's body can contain (potentially nested) branches (e.g., Lines 27 to 29 in Figure 3a). Branches alter control flow and complicate dependency analysis, i.e., whether a statement should precede

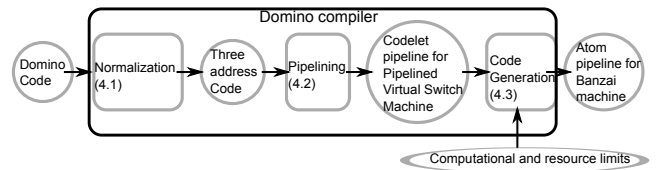


Figure 4: Passes in the Domino compiler

another. We transform branches into the conditional operator, starting from the innermost *if* and recursing outwards (Figure 5). This turns the transaction body into straight-line code with no branches. Straight-line code simplifies the rest of the compiler, by simplifying dependency analysis and conversion to static single-assignment form.

Rewriting state variable operations: We now identify state variables in a packet transaction, such as `last_time` and `saved_hop` in Figure 3a. For each state variable, we create a *read flank* to read the state variable into a temporary packet field. For an array, we also move the index expression into the read flank using the fact that only one array index is accessed by each packet. Within the packet transaction, we replace the state variable with the packet temporary, and create a *write flank* to write the packet temporary back into the state variable (Figure 6). After this, the only operations on state variables are reads and writes; all arithmetic happens on packet fields. Restricting stateful operations simplifies handling of state during pipelining.

Converting to static single-assignment form: We next convert the code to static single-assignment form (SSA) [43], where every packet field is assigned exactly once. To do so, we replace every assignment to a packet field with a new packet field and propagate this until the next assignment to the same field (Figure 7). Because every field is assigned exactly once, SSA removes Write-After-Read and Write-After-Write dependencies. Only Read-After-Write dependencies remain, simplifying dependency analysis.

Flattening to three-address code: Three-address code [25] is a representation where all instructions are either reads/writes into state variables or operations on packet fields of the form `pkt.f1 = pkt.f2 op pkt.f3`; where `op` can be an arithmetic, logical, relational, or conditional⁵ operator. We also allow either one of `pkt.f2` or `pkt.f3` to be an intrinsic function call. To convert to three-address code, we flatten expressions that are not in three-address code using temporaries (Figure 8).

4.2 Pipelining

At this point, the normalized code is still sequential in that it operates on a single packet at a time without using a pipeline to process packets concurrently. Pipelining turns sequential code into a pipeline of *codelets*, where each codelet is a sequential block of three-address code statements. This codelet pipeline corresponds to an intermediate representation (IR) we call the *Pipelined Virtual Switch Machine*

⁵Conditional operations alone have 4 arguments.

(PVSM). PVSM places no computational or resource constraints on the pipeline—much like IRs such as LLVM place no restriction on the number of virtual registers. Later, during code generation, we map these codelets to atoms available in a Banzai machine, while respecting its constraints.

We create PVSM’s codelet pipeline using the steps below.

1. Create a dependency graph of all statements in the normalized packet transaction. First, create a node for each statement. Second, add a pair of edges between any two nodes N1 and N2, where N1 is a read from a state variable and N2 is a write into the same variable, to capture the notion that state should be internal to a codelet/atom. Third, create an edge (N1, N2) for every pair of nodes N1, N2 where N2 reads a variable written by N1. We only check read-after-write dependencies because we eliminate control dependencies⁶ through branch removal, and write-after-read and write-after-write dependencies don’t exist after SSA. Figure 9a shows the resulting dependency graph.
2. Generate strongly connected components (SCCs) of this dependency graph and condense them into a directed acyclic graph (DAG). This captures the notion that all operations on a state variable must be confined to one codelet/atom because state cannot be shared between atoms. Figure 9b shows the resulting DAG.
3. Schedule the resulting DAG using critical path scheduling [65] by creating a new pipeline stage when one operation needs to follow another. This results in the codelet pipeline shown in Figure 3b.⁷

The codelet pipeline implements the packet transaction on a switch pipeline with no computational or resource constraints. We handle these constraints next.

4.3 Code generation

To determine if the codelet pipeline can be compiled to a Banzai machine, we consider two constraints in any Banzai machine: resource limits, i.e., the pipeline width and depth, and computational limits on atoms within a pipeline stage, i.e., the atom templates provided by a Banzai machine.

Resource limits: To handle resource limits, we scan each pipeline stage in the codelet pipeline starting from the first to check for pipeline width violations. If we violate the pipeline width, we insert as many new stages as required and spread codelets evenly across these stages. We continue until the number of codelets in all stages is under the pipeline width and reject the program if we exceed the pipeline depth.

Computational limits: Next, we determine if codelets in the pipeline map one-to-one to atoms provided by the Banzai machine. In general, codelets have multiple three-address code statements that need to execute atomically. For

⁶An instruction A is control dependent on a preceding instruction B if the outcome of B determines whether A should be executed or not.

⁷We refer to this both as a codelet and an atom pipeline because codelets map one-to-one atoms (§4.3).

instance, updating the state variable `saved_hop` in Figure 3b requires a read followed by a conditional write. It is not apparent whether such codelets can be mapped to an available atom. We develop a new technique to determine the implementability of a codelet, given an atom template.

Each atom template has a set of configuration parameters, where the parameters determine the atom’s behavior. For instance, Figure 2a shows a hardware circuit that can perform stateful addition or subtraction, depending on the value of the constant and which output is selected from the multiplexer. Its atom template is shown in Figure 2b, where `choice` and `constant` represent configuration parameters. Each codelet can be viewed as a functional specification of the atom. With that in mind, the mapping problem is equivalent to searching for the value of the parameters to configure the atom such that it implements the provided specification.

We use the SKETCH program synthesizer [90] for this purpose, as the atom templates can be easily expressed using SKETCH, while SKETCH also provides efficient search algorithms and has been used for similar purposes in other domains [89, 38, 39, 78]. As an illustration, assume we want to map the codelet $x=x+1$ to the atom template shown in Figure 2b. SKETCH will search for possible parameter values so that the resulting atom is functionally identical to the codelet, for all possible input values of x . In this case, SKETCH finds the solution with `choice=0` and `constant=1`. In contrast, if the codelet $x=x*x$ was supplied as the specification, SKETCH will return an error as no parameters exist.

4.4 Related compiler techniques

The Domino compiler employs many techniques from the compiler literature, but adapts and simplifies them in new ways to suit the domain of line-rate switches (Table 2). The use of SCCs is inspired by software pipelining for VLIW architectures [68, 79]. The size of the largest SCC affects the *maximum throughput* of the pipelined loop in software pipelining. For Domino, it affects the *circuit area* of the atom required to run a program at line rate. Domino trades off an increase in space for line-rate performance.

Program synthesis was used for code generation in Chlorophyll [78]. Code generation for Domino shares similar goals as technology mapping [70, 41, 40] and instruction selection [73]. However, prior work maps a code sequence to *multiple* instructions/tiles, using heuristics to minimize instruction count. Domino’s problem is simpler: we map each codelet to a single atom using SKETCH. The simpler problem allows a non-heuristic solution: if there is any way to map the codelet to an atom, SKETCH will find it.

Branch removal resembles if-conversion [30], a technique used in vectorizing compilers. This procedure is easier in Domino because there is no backward control transfer (`goto`, `break`, `continue`). Domino’s SSA computation operates on straight-line code and doesn’t handle branches, which considerably complicate SSA algorithms [43].

```

if (pkt.arrival - last_time[pkt.id] > THRESHOLD) {
    saved_hop[pkt.id] = pkt.new_hop;
}

```

 \Rightarrow

```

pkt.tmp = pkt.arrival - last_time[pkt.id] > THRESHOLD;
saved_hop[pkt.id] = pkt.tmp
? pkt.new_hop
: saved_hop[pkt.id]; // Rewritten

```

Figure 5: Branch removal

```

pkt.id = hash2(pkt.sport,
              pkt.dport)
          % NUM_FLOWLETS;
...
last_time[pkt.id] = pkt.arrival;
...

```

 \Rightarrow

```

pkt.id = hash2(pkt.sport, // Read flank
              pkt.dport)
          % NUM_FLOWLETS;
pkt.last_time = last_time[pkt.id]; // Read flank
...
pkt.last_time = pkt.arrival; // Rewritten
...
last_time[pkt.id] = pkt.last_time; // Write flank

```

Figure 6: Rewriting state variable operations

```

pkt.id = hash2(pkt.sport,
              pkt.dport)
          % NUM_FLOWLETS;
pkt.last_time = last_time[pkt.id];
...
pkt.last_time = pkt.arrival;
last_time[pkt.id] = pkt.last_time;

```

 \Rightarrow

```

pkt.id0 = hash2(pkt.sport, // Rewritten
               pkt.dport)
             % NUM_FLOWLETS;
pkt.last_time0 = last_time[pkt.id0]; // Rewritten
...
pkt.last_time1 = pkt.arrival; // Rewritten
last_time[pkt.id0] = pkt.last_time1; // Rewritten

```

Figure 7: Converting to static single-assignment form

```

1 | pkt.id           = hash2(pkt.sport, pkt.dport) % NUM_FLOWLETS;
2 | pkt.saved_hop   = saved_hop[pkt.id];
3 | pkt.last_time   = last_time[pkt.id];
4 | pkt.new_hop     = hash3(pkt.sport, pkt.dport, pkt.arrival) % NUM_HOPS;
5 | pkt.tmp         = pkt.arrival - pkt.last_time;
6 | pkt.tmp2        = pkt.tmp > THRESHOLD;
7 | pkt.next_hop    = pkt.tmp2 ? pkt.new_hop : pkt.saved_hop;
8 | saved_hop[pkt.id] = pkt.tmp2 ? pkt.new_hop : pkt.saved_hop;
9 | last_time[pkt.id] = pkt.arrival;

```

Figure 8: Flowlet switching in three-address code. Lines 1 and 4 are flipped relative to Figure 3a because `pkt.id` is an array index expression and is moved into the read flank.

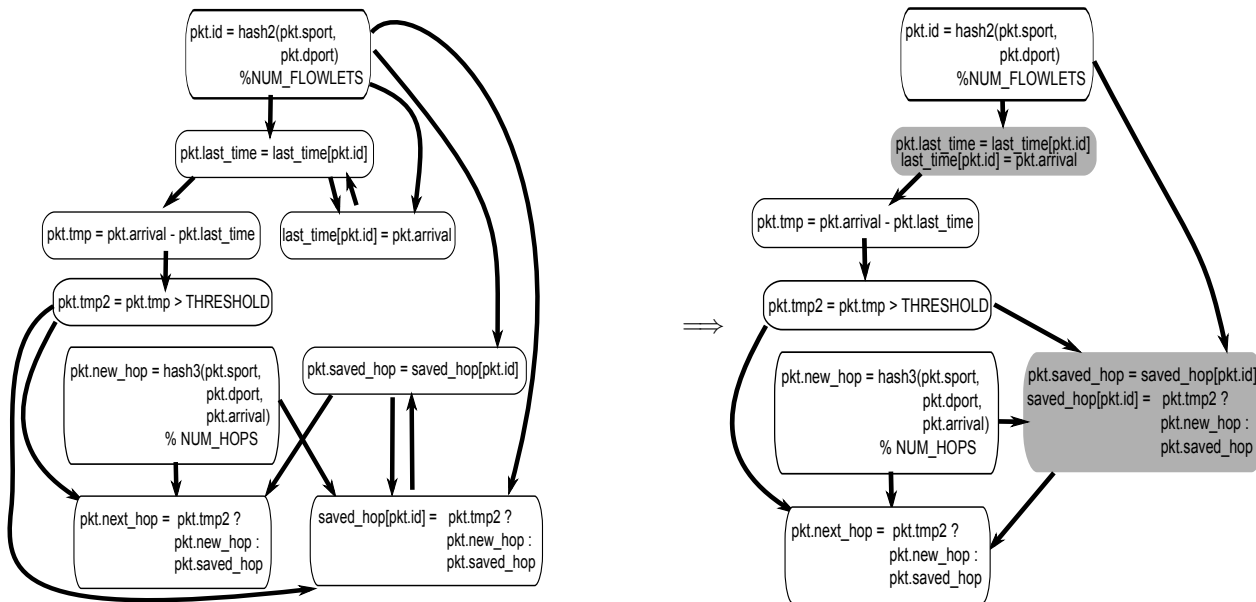


Figure 9: Code Pipelining

Technique	Prior Work	Differences
Conversion to straight-line code	If Conversion [30]	No backward control flow (gotos, break, continue)
SSA	Cytron et. al [43]	SSA runs on straight-line code with no branches
Strongly Connected Components	Lam [68], Rau and Glaeser [79]	Scheduling in space vs. time
Code generation using program synthesis	Chlorophyll [78], technology mapping [70, 41, 40], instruction selection [73]	Optimal vs. best-effort mapping; One-to-one mapping vs. tiling

Table 2: Domino’s compiler in relation to prior work

Atom	Description	Area (μm^2)
Stateless	Arithmetic, logic, relational, and conditional operations on packet/constant operands	1384
Read/Write	Read/Write packet field/constant into single state variable.	250
ReadAddWrite (RAW)	Add packet field/constant to state variable (OR) Write packet field/constant into state variable.	431
Predicated ReadAddWrite (PRAW)	Execute RAW on state variable only if a predicate is true, else leave unchanged.	791
IfElse ReadAddWrite (IfElseRAW)	Two separate RAWs: one each for when a predicate is true or false.	985
Subtract (Sub)	Same as IfElseRAW, but also allow subtracting a packet field/constant.	1522
Nested Ifs (Nested)	Same as Sub, but with an additional level of nesting that provides 4-way predication.	3597
Paired updates (Pairs)	Same as Nested, but allow updates to a pair of state variables, where predicates can use both state variables.	5997

Table 3: Atom areas in a 32 nm standard-cell library. All atoms meet timing at 1GHz. Each of the seven compiler targets contains one of the seven stateful atoms (Read/Write through Pairs) and the single stateless atom.

5. EVALUATION

We have performed a number of experiments to evaluate Domino. First, we evaluate Domino’s expressiveness by using it to program several data-plane algorithms (Table 4), and comparing it to writing them in P4 (§5.1). To validate that these algorithms can be implemented at line rate, we design a concrete set of Banzai machines that we use as compiler targets for Domino (§5.2). We estimate that these machines are feasible in hardware today because their atoms incur modest chip area overhead. Next, we use the Domino compiler to compile the algorithms in Table 4 to these targets (§5.3). We conclude by quantifying the tradeoff between a target’s programmability (the space of data-plane algorithms that it can run at line rate) and the target’s performance (the maximum line rate it can support) (§5.4).

5.1 Expressiveness

To evaluate Domino’s expressiveness, we express several data-plane algorithms (Table 4) using Domino. These algorithms encompass a variety of data-plane functionality including data-plane load balancing, in-network congestion control, active queue management, security, and measurement. In addition, we also used Domino to express the priority computation for programming scheduling using the push-

in first-out queue abstraction [88]. In all these cases, the algorithms are already available as blocks of imperative code from online sources; translating them to Domino syntax was straightforward.

In contrast, expressing any of these algorithms in P4 requires manually teasing out portions of the algorithm that can reside in independent match-action tables and then chaining these tables together. In essence, the programmer manually carries out the transformations in Domino’s compiler. Of the algorithms in Table 4, only flowlet switching has a publicly available P4 implementation [12] that we can compare against. This implementation requires 231 lines of uncommented P4, in comparison to the 37 lines of Domino code in Figure 3a. Not only that, using P4 also requires the programmer to manually specify tables, the actions within the tables, how tables are chained, and what headers are required—all to implement a single data-plane algorithm. As the Domino compiler shows, this process can be automated; to demonstrate this, we developed a backend for Domino that generates the equivalent P4 code (lines of code for these auto-generated P4 programs are listed in Table 4).

Lastly, data-plane algorithms on software platforms today (NPU’s, Click [66], the Linux qdisc subsystem [8]) are programmed in languages resembling Domino—hence we are confident that the Domino syntax is already familiar to network operators.

5.2 Compiler targets

We design a concrete set of compiler targets for Domino based on the Banzai machine model. First, we specify computational limits on atoms in each compiler target using atom templates. Using the Synopsys Design Compiler [10], we quantify each atom’s area in a 32 nm standard-cell library when running at 1 GHz. Second, using an individual atom’s area and a switching chip’s area [57], we determine the machine’s resource limits, i.e., the pipeline width for each atom and the pipeline depth.

Computational limits: Stateless atoms are easier to design because arbitrary stateless operations can be spread out across multiple pipeline stages without violating atomicity (§2.3). We design a stateless atom that can support simple arithmetic (add, subtract, left shift, right shift), logical (and, or, xor), relational (\geq , \leq , $==$, $!=$), or conditional operations (C’s “?” operator) on a set of packet fields. Any packet field can also be substituted with a constant operand.

Designing stateful atoms is more involved because it determines which algorithms the switch can support. A more complex stateful atom can support more data-plane algorithms, but occupies greater chip area. To illustrate this, we design a containment hierarchy of stateful atoms, where each atom can express all stateful operations that its predecessor can. When synthesized to a 32 nm standard-cell library, all of our designed atoms meet timing at 1 GHz and their area increases with the atom’s complexity (Table 3).

Resource limits: We design one compiler target for each

Algorithm	Description	Least expressive atom	# of stages, max. atom-/stage	Ingress or Egress Pipeline?	Domino LOC	P4 LOC
Bloom filter [37] (3 hash functions)	Set membership bit on every packet.	Write	4, 3	Either	29	104
Heavy Hitters [98] (3 hash functions)	Increment Count-Min Sketch [42] on every packet.	RAW	10, 9	Either	35	192
Flowlets [86]	Update saved next hop if flowlet threshold is exceeded.	PRAW	6, 2	Ingress	37	107
RCP [93]	Accumulate RTT sum if RTT is under maximum allowable RTT.	PRAW	3, 3	Egress	23	75
Sampled Net-Flow [24]	Sample a packet if packet count reaches N; Reset count to 0 when it reaches N.	IfElseRAW	4, 2	Either	18	70
HULL [29]	Update counter for virtual queue.	Sub	7, 1	Egress	26	95
Adaptive Virtual Queue [67]	Update virtual queue size and virtual capacity	Nested	7, 3	Ingress	36	147
Compute priorities for weighted fair queueing [88]	Compute packet's virtual start time using finish time of last packet in that flow.	Nested	4, 2	Ingress	29	87
DNS TTL change tracking [34]	Track number of changes in announced TTL for each domain	Nested	6,3	Ingress	27	119
CONGA [27]	Update best path's utilization/id if we see a better path. Update best path utilization alone if it changes.	Pairs	4, 2	Ingress	32	89
CoDel [74]	Update: Whether we are marking or not, Time for next mark, Number of marks so far, Time at which min. queueing delay will exceed target.	Doesn't map	15, 3	Egress	57	271

Table 4: Data-plane algorithms

combination of a stateful atom along with the single stateless atom in Table 3. We determine resource limits for stateful and stateless atoms separately. For the stateless atom, assuming a chip area of 200 mm² (the smallest area given by Gibb et al. [57]), and an acceptable overhead of 7% (the area overheads for actions in RMT [36]), we can support ~10000 stateless atoms, given the area of 1384 μm² per instance. If these 10000 atoms were spread across the same number of stages (32) as RMT, we could support up to ~300 stateless atoms per stage.

A similar analysis for the stateful atoms yields 70 stateful atoms per stage for the most complex stateful atom (Pairs) with an area of 5997 μm². However, stateful atoms access per-stage memory banks storing state. Providing 70 independent memory banks per stage supporting one read and write per clock is prohibitive. Furthermore, given an overall stage memory budget, slicing it into many small banks reduces the amount of memory accessible to each atom. This is problematic for hash-based algorithms that need to hash into a large memory space. Taking these into account, we limit the number of stateful atoms to around 10 per stage, which is still sufficient for the data-plane algorithms that we are interested in. The area overhead of these 10 state-

ful atoms is ~1%.

We next look at the multiplexers to route inputs to these atoms from specific packet fields and route outputs from these atoms to specific packet fields. For this, we rely on RMT [36], which estimates a crossbar area of 6 mm² for a 32-stage pipeline with 224 action units. Scaling this proportionally to 300 atoms, we estimate a crossbar area of 8 mm² with a 4% area overhead.

In summary, we assume 32 stages in total, 300 stateless atoms per stage and 10 stateful atoms per stage for all compiler targets with an area overhead of 12% (7% for stateless atoms, 1% for the stateful atoms, and 4% for the crossbars). By no means is this the only design. We only claim that this is feasible and show that it can be used to implement a variety of data-plane algorithms, which is far beyond a fixed-function switch today. We anticipate Banzai machines evolving as data-plane algorithms demand more of the hardware.

5.3 Compiling Domino programs to Banzai machines

We now consider every target from Table 3, and every data-plane algorithm from Table 4 to determine if the algo-

rithm can run at line rate on a particular Banzai machine. We say an algorithm can run at line rate on a Banzai machine if every codelet within the data-plane algorithm can be mapped (§4.3) to either the stateful or stateless atom provided by the Banzai machine. Because stateful atoms are arranged in a containment hierarchy, we list the *least expressive* stateful atom/target required for each data-plane algorithm in Table 4.

We note two lessons for designing programmable switches from Table 4. First, atoms supporting stateful operations on a single state variable are sufficient for several data-plane algorithms. For instance, the algorithms from Bloom Filter through DNS TTL Change Tracking in Table 4 can be run at line rate using the Nested Ifs atom that manipulates a single state variable. Second, there are algorithms that need to update a pair of state variables atomically. One example is CONGA, whose code we reproduce below:

```

if (p.util < best_path_util[p.src]) {
    best_path_util[p.src] = p.util;
    best_path[p.src] = p.path_id;
} else if (p.path_id == best_path[p.src]) {
    best_path_util[p.src] = p.util;
}

```

Here, `best_path` (the path id of the best path for a particular destination) is updated conditioned on `best_path_util` (the utilization of the best path to that destination)⁸ and vice versa. These two state variables cannot be separated into different stages and still guarantee a packet transaction’s semantics. The Pairs atom, where the update to a state variable is conditioned on a predicate of a pair of state variables, allows us to run CONGA at line rate.

While the targets in Table 3 are sufficient for several data-plane algorithms, there are algorithms that they can’t run at line rate. An example is CoDel, which cannot be implemented because it requires a square root operation that isn’t provided by any of our targets. One possibility is a look-up table abstraction that allows us to approximate such mathematical functions. We leave this exploration to future work.

Compilation time: Compilation time is dominated by SKETCH’s search procedure. To speed up the search, we limit SKETCH to search for constants (e.g., for addition) of size up to 5 bits, given that the constants seen within stateful codelets in our algorithms are small. Our longest compilation time is 10 seconds when CoDel doesn’t map to a Banzai machine with the Pairs atom because SKETCH has to rule out every configuration in its search space. This time will increase if we increase the bit width of constants that SKETCH has to search; however, because the data-plane algorithms themselves are small, we don’t expect compilation times to be a concern.

5.4 Performance vs. programmability

⁸`p.src` is the address of the host originating this message, and hence the destination for the host receiving it and executing CONGA.

Atom	Min. delay (picoseconds)	Programmability (# of algorithms implemented by atom)	Performance (Max. line rate in billion pkts/sec)
Write	176	1	5.68
ReadAddWrite (RAW)	316	2	3.16
Predicated ReadAddWrite (PRAW)	393	4	2.54
IfElse ReadAddWrite (IfElseRAW)	392	5	2.55
Subtract (Sub)	409	6	2.44
Nested Ifs (Nested)	580	9	1.72
Paired updates (Pairs)	609	10	1.64

Table 5: Programmability increases with more complex atoms, but performance decreases.

While powerful atoms like Pairs can implement more data-plane algorithms, they have a performance cost. A more expressive atom incurs longer signal propagation delays and implies a lower clock frequency or line rate (the inverse of propagation delay). To quantify this intuition, we consider each stateful atom from Table 3 and synthesize a circuit with the lowest possible delay. As we increase the complexity of the atom, the number of algorithms from Table 4 that it can implement increases (programmability), while at the same time, its achievable line rate (performance) decreases (Table 5).⁹ This decrease in line rate can be explained by looking at the simplified circuit diagrams for the first three atoms (Table 6), which show an increase in circuit depth with atom complexity.

6. RELATED WORK

Abstract machines for line-rate switches: NetASM [83] is an abstract machine and intermediate representation (IR) for programmable data planes that is portable across network devices—FPGAs, virtual switches, and line-rate switches. Banzai is a machine model for line-rate switches alone, and hence models practical constraints required for line-rate forwarding that NetASM doesn’t. For instance, Banzai machines don’t permit sharing state between atoms and use atom templates to limit computations that can happen at line rate. Further, while NetASM’s dataflow framework focuses only on target-independent middle-end optimizations such as dead-code elimination, the Domino compiler implements a compiler back-end for line-rate switches (§4.3).

Programmable data planes: Software data planes such as Click [66], RouteBricks [46], and Fastpass [77] are flexible but lack the performance required for large-scale deployments. Network Processors [19, 20] (NPU) were an attempt to bridge the gap. NPUs are faster than software routers; yet,

⁹The slightly non-monotonic behavior between PRAW and IfElseRAW is because the logic synthesis tool is not optimal and employs many heuristics.

Atom	Circuit	Min. delay in picoseconds
Write		176
ReadAddWrite (RAW)		316
Predicated ReadAddWrite (PRAW)		393

Table 6: Minimum delay of an atom increases with circuit depth. MUX stands for a multiplexer, RELOP stands for a relational operation between two operands.

they remain $\sim 10\times$ slower than switching chips [36].

Eden [33] provides a programmable data plane using commodity switches by programming end hosts alone. Domino targets programmable switches that increase the scope of programmable data planes relative to an end-host-only solution. For instance, Domino permits us to express in-network congestion control, AQM, and congestion-aware load balancing (CONGA), which are beyond Eden’s capabilities. Tiny Packet Programs (TPP) [61] allow end hosts to embed small programs in packet headers, which are then executed by the switch. TPPs are written in a restricted instruction set to facilitate switch execution; we show that switch instructions must and can be substantially richer (Table 3) to support stateful data-plane algorithms.

An alternative is to utilize hardware such as FPGAs; examples include NetFPGA [69], Switchblade [31], and Chimpp [81]. These designs are slower than switching ASICs, and are rarely used in production network equipment. The Arista 7124 FX [2] is a commercial switch with an on-board FPGA, but its capacity is limited to 160 Gbit/s/sec when using the on-board FPGA— $10\times$ less than the multi-terabit capacities of programmable switch chips [26].

Jose et al. [62] focus on compiling P4 programs to programmable data planes such as the RMT and FlexPipe architectures. Their work focuses on compiling stateless data-plane tasks such as forwarding and routing, while Domino focuses on stateful data-plane algorithms.

Packet-processing languages: Many programming lan-

guages target the network control plane. Examples include Frenetic [54], Pyretic [71], and Maple [95]. Domino focuses on the data plane instead, which requires different programming constructs and compilation techniques.

Several DSLs target the data-plane. Click [66] uses C++ for packet processing on software routers. NOVA [56], packetC [47], Intel’s auto-partitioning C compiler [44], PacLang [48, 49], and Microengine C [16, 18] target network processors [19, 20]. Domino’s C-like syntax and sequential semantics are inspired by these DSLs. However, by targeting line-rate switches, Domino is more constrained: e.g., it needs to ensure that the compiled programs can run at line-rate, hence the language forbids loops and includes no synchronization constructs as there is no shared state in Banzai machines.

The SNAP system [32] programs stateful data-plane algorithms using a network transaction: an atomic block of code that treats the entire network as one switch [63] and uses a compiler to translate network transactions into rules on each switch. SNAP doesn’t compile these switch-local rules into a switch’s pipeline. Domino can be used to compile SNAP’s switch-local rules to an atom pipeline and is an enabler for SNAP and other network-wide abstractions. FAST [72] is another system that provides switch support and software abstractions for state machines. Banzai’s atoms support more general stateful processing beyond state machines that enable a much wide class of data-plane algorithms to be implemented.

7. CONCLUSION

This paper presented Domino, a C-like imperative language that allows programmers to write packet-processing code using packet transactions, which are sequential code blocks that are atomic and isolated from other such code blocks. The Domino compiler compiles packet transactions to be executed on Banzai, which is a machine model based on programmable line-rate switch architectures [17, 26, 36]. Our results suggest that it is possible to have both a familiar programming model and line-rate performance, provided that the algorithm can indeed run at line rate. Packet-processing languages are still in their infancy; we hope these results will prompt further work on programming abstractions for packet-processing hardware.

8. REFERENCES

- [1] 100g data planes, dp 6440, dp 6430 | corsa technology. <http://www.corsa.com/products/dp6440/>.
- [2] 7124fx application switch. https://www.arista.com/assets/data/pdf/7124FX/7124FX_Data_Sheet.pdf.
- [3] Appendix: Codel pseudocode. <http://queue.acm.org/appendices/code1.html>.
- [4] Arista - arista 7050 series. <https://www.arista.com/en/products/7050-series>.

- [5] Cavium and XPliant introduce a fully programmable switch silicon family scaling to 3.2 terabits per second. <http://www.cavium.com/newsevents-Cavium-and-XPliant-Introduce-a-Fully-Programmable-Switch-Silicon-Family.html>.
- [6] Cavium XPliant switches and Microsoft azure networking achieve SAI routing interoperability. <http://www.cavium.com/newsevents-Cavium-XPliant-Switches-and-Microsoft-Azure-Networking-Achieve-SAI-Routing-Interoperability.html>.
- [7] Cisco nexus family. http://www.cisco.com/c/en/us/products/switches/cisco_nexus_family.html.
- [8] Components of Linux Traffic Control. <http://tldp.org/HOWTO/Traffic-Control-HOWTO/components.html>.
- [9] Dell force10. <http://www.force10networks.com/>.
- [10] Design compiler - synopsys. <http://www.synopsys.com/Tools/Implementation/RTLSynthesis/DesignCompiler/Pages/default.aspx>.
- [11] DPDK: Data plane development kit. <http://dpdk.org/>.
- [12] Flowlet switching in p4. https://github.com/p4lang/tutorials/tree/master/SIGCOMM_2015/flowlet_switching.
- [13] High Capacity StrataXGS@Trident II Ethernet Switch Series. <http://www.broadcom.com/products/Switching/Data-Center/BCM56850-Series>.
- [14] High-density 25/100 gigabit ethernet StrataXGS tomahawk ethernet switch series. <http://www.broadcom.com/products/Switching/Data-Center/BCM56960-Series>.
- [15] High performance gdn 100g top-of-rack (tor) switch for datacenter | algo-logic systems inc. <http://algo-logic.com/gdn-100g-tor-switch>.
- [16] Intel enhances network processor family with new software tools and expanded performance. <http://www.intel.com/pressroom/archive/releases/2001/20010220net.htm>.
- [17] Intel FlexPipe. <http://www.intel.com/content/dam/www/public/us/en/documents/product-briefs/ethernet-switch-fm6000-series-brief.pdf>.
- [18] Intel internet exchange architecture. <http://www.intel.com/design/network/papers/intelixa.pdf>.
- [19] Intel IXP2800 network processor. http://www.ic72.com/pdf_file/i/587106.pdf.
- [20] IXP4XX Product Line of Network Processors. <http://www.intel.com/content/www/us/en/intelligent-systems/previous-generation/intel-ixp4xx-intel-network-processor-product-line.html>.
- [21] Mellanox Products: SwitchX-2 Ethernet Optimized for SDN. http://www.mellanox.com/page/products_dyn?product_family=146&mtag=switchx_2_en.
- [22] New cisco asic has a programmable data plane. <http://searchnetworking.techtarget.com/news/2240177388/New-Cisco-ASIC-has-a-programmable-data-plane>.
- [23] P4 Specification. <http://p4.org/spec/p4-latest.pdf>.
- [24] Sampled netflow. http://www.cisco.com/c/en/us/td/docs/ios/12_0s/feature/guide/12s_sanf.html.
- [25] Three-address code. https://en.wikipedia.org/wiki/Three-address_code.
- [26] XPliant™ Ethernet Switch Product Family. <http://www.cavium.com/XPliant-Ethernet-Switch-Product-Family.html>.
- [27] ALIZADEH, M., EDSALL, T., DHARMAPURIKAR, S., VAIDYANATHAN, R., CHU, K., FINGERHUT, A., LAM, V. T., MATUS, F., PAN, R., YADAV, N., AND VARGHESE, G. CONGA: Distributed Congestion-aware Load Balancing for Datacenters. In *SIGCOMM* (2014).
- [28] ALIZADEH, M., GREENBERG, A., MALTZ, D. A., PADHYE, J., PATEL, P., PRABHAKAR, B., SENGUPTA, S., AND SRIDHARAN, M. Data Center TCP (DCTCP). In *SIGCOMM* (2010).
- [29] ALIZADEH, M., KABBANI, A., EDSALL, T., PRABHAKAR, B., VAHDAT, A., AND YASUDA, M. Less is more: Trading a little bandwidth for ultra-low latency in the data center. In *Proceedings of the 9th USENIX Symposium on Networked Systems Design and Implementation (NSDI 12)* (San Jose, CA, 2012), USENIX, pp. 253–266.
- [30] ALLEN, J. R., KENNEDY, K., PORTERFIELD, C., AND WARREN, J. Conversion of control dependence to data dependence. In *Proceedings of the 10th ACM SIGACT-SIGPLAN Symposium on Principles of Programming Languages* (New York, NY, USA, 1983), POPL '83, ACM, pp. 177–189.
- [31] ANWER, M. B., MOTIWALA, M., TARIQ, M. B., AND FEAMSTER, N. Switchblade: A platform for rapid deployment of network protocols on programmable hardware. In *SIGCOMM* (2011).
- [32] ARASHLOO, M. T., KAROL, Y., GREENBERG, M., REXFORD, J., AND WALKER, D. Snap: Stateful network-wide abstractions for packet processing. *arXiv:1512.00822*.
- [33] BALLANI, H., COSTA, P., GKANTSIDIS, C., GROSVENOR, M. P., KARAGIANNIS, T., KOROMILAS, L., AND O'SHEA, G. Enabling end-host network functions. In *Proceedings of the 2015 ACM Conference on Special Interest Group on Data Communication* (New York, NY, USA, 2015), SIGCOMM '15, ACM, pp. 493–507.

- [34] BILGE, L., KIRDA, E., KRUEGEL, C., AND BALDUZZI, M. EXPOSURE: finding malicious domains using passive DNS analysis. In *Proceedings of the Network and Distributed System Security Symposium, NDSS 2011, San Diego, California, USA, 6th February - 9th February 2011* (2011).
- [35] BOSSHART, P., DALY, D., GIBB, G., IZZARD, M., MCKEOWN, N., REXFORD, J., SCHLESINGER, C., TALAYCO, D., VAHDAT, A., VARGHESE, G., AND WALKER, D. P4: Programming Protocol-independent Packet Processors. *SIGCOMM Comput. Commun. Rev.* 44, 3 (July 2014), 87–95.
- [36] BOSSHART, P., GIBB, G., KIM, H.-S., VARGHESE, G., MCKEOWN, N., IZZARD, M., MUJICA, F., AND HOROWITZ, M. Forwarding Metamorphosis: Fast Programmable Match-action Processing in Hardware for SDN. In *SIGCOMM* (2013).
- [37] BRODER, A., MITZENMACHER, M., AND MITZENMACHER, A. B. I. M. Network applications of bloom filters: A survey. In *Internet Mathematics* (2002), pp. 636–646.
- [38] CHEUNG, A., SOLAR-LEZAMA, A., AND MADDEN, S. Using program synthesis for social recommendations. In *Proceedings of the 21st ACM International Conference on Information and Knowledge Management* (New York, NY, USA, 2012), CIKM '12, ACM, pp. 1732–1736.
- [39] CHEUNG, A., SOLAR-LEZAMA, A., AND MADDEN, S. Optimizing database-backed applications with query synthesis. In *Proceedings of the 34th ACM SIGPLAN Conference on Programming Language Design and Implementation* (New York, NY, USA, 2013), PLDI '13, ACM, pp. 3–14.
- [40] CLARKE, E. M., MCMILLAN, K. L., ZHAO, X., FUJITA, M., AND YANG, J. Spectral transforms for large boolean functions with applications to technology mapping. In *Design Automation, 1993. 30th Conference on* (1993), IEEE, pp. 54–60.
- [41] CONG, J., AND DING, Y. Flowmap: An optimal technology mapping algorithm for delay optimization in lookup-table based fpga designs. *Computer-Aided Design of Integrated Circuits and Systems, IEEE Transactions on* 13, 1 (1994), 1–12.
- [42] CORMODE, G., AND MUTHUKRISHNAN, S. An improved data stream summary: The count-min sketch and its applications. *J. Algorithms* 55, 1 (Apr. 2005), 58–75.
- [43] CYTRON, R., FERRANTE, J., ROSEN, B. K., WEGMAN, M. N., AND ZADECK, F. K. Efficiently computing static single assignment form and the control dependence graph. *ACM Transactions on Programming Language Systems* 13, 4 (1991), 451–490.
- [44] DAI, J., HUANG, B., LI, L., AND HARRISON, L. Automatically partitioning packet processing applications for pipelined architectures. In *Proceedings of the 2005 ACM SIGPLAN Conference on Programming Language Design and Implementation* (New York, NY, USA, 2005), PLDI '05, ACM, pp. 237–248.
- [45] DOBRESCU, M., ARGYRAKI, K., AND RATNASAMY, S. Toward predictable performance in software packet-processing platforms. In *Proceedings of the 9th USENIX Conference on Networked Systems Design and Implementation* (Berkeley, CA, USA, 2012), NSDI'12, USENIX Association, pp. 11–11.
- [46] DOBRESCU, M., EGI, N., ARGYRAKI, K., CHUN, B.-G., FALL, K., IANNACCONE, G., KNIES, A., MANESH, M., AND RATNASAMY, S. Routebricks: Exploiting parallelism to scale software routers. In *Proceedings of the ACM SIGOPS 22Nd Symposium on Operating Systems Principles* (New York, NY, USA, 2009), SOSP '09, ACM, pp. 15–28.
- [47] DUNCAN, R., AND JUNGCK, P. packetC Language for High Performance Packet Processing. In *11th IEEE International Conference on High Performance Computing and Communications* (2009).
- [48] ENNALS, R., SHARP, R., AND MYCROFT, A. Linear types for packet processing. In *Programming Languages and Systems*, D. Schmidt, Ed., vol. 2986 of *Lecture Notes in Computer Science*. Springer Berlin Heidelberg, 2004, pp. 204–218.
- [49] ENNALS, R., SHARP, R., AND MYCROFT, A. Task partitioning for multi-core network processors. In *Compiler Construction*, R. Bodik, Ed., vol. 3443 of *Lecture Notes in Computer Science*. Springer Berlin Heidelberg, 2005, pp. 76–90.
- [50] ESTAN, C., AND VARGHESE, G. New directions in traffic measurement and accounting: Focusing on the elephants, ignoring the mice. *ACM Trans. Comput. Syst.* 21, 3 (Aug. 2003), 270–313.
- [51] ESTAN, C., VARGHESE, G., AND FISK, M. Bitmap algorithms for counting active flows on high-speed links. *IEEE/ACM Trans. Netw.* 14, 5 (Oct. 2006), 925–937.
- [52] FENG, W.-C., SHIN, K. G., KANDLUR, D. D., AND SAHA, D. The blue active queue management algorithms. *IEEE/ACM Trans. Netw.* 10, 4 (Aug. 2002), 513–528.
- [53] FLOYD, S., AND JACOBSON, V. Random early detection gateways for congestion avoidance. *IEEE/ACM Trans. Netw.* 1, 4 (Aug. 1993), 397–413.
- [54] FOSTER, N., HARRISON, R., FREEDMAN, M. J., MONSANTO, C., REXFORD, J., STORY, A., AND WALKER, D. Frenetic: A Network Programming Language. In *ICFP* (2011).
- [55] GEMBER-JACOBSON, A., VISWANATHAN, R., PRAKASH, C., GRANDL, R., KHALID, J., DAS, S., AND AKELLA, A. Opennf: Enabling innovation in network function control. In *Proceedings of the 2014 ACM Conference on SIGCOMM* (New York, NY,

- USA, 2014), SIGCOMM '14, ACM, pp. 163–174.
- [56] GEORGE, L., AND BLUME, M. Taming the ixp network processor. In *Proceedings of the ACM SIGPLAN 2003 Conference on Programming Language Design and Implementation* (New York, NY, USA, 2003), PLDI '03, ACM, pp. 26–37.
- [57] GIBB, G., VARGHESE, G., HOROWITZ, M., AND MCKEOWN, N. Design principles for packet parsers. In *Architectures for Networking and Communications Systems (ANCS), 2013 ACM/IEEE Symposium on* (Oct 2013), pp. 13–24.
- [58] GREENBERG, A., HAMILTON, J. R., JAIN, N., KANDULA, S., KIM, C., LAHIRI, P., MALTZ, D. A., PATEL, P., AND SENGUPTA, S. VI2: A scalable and flexible data center network. In *SIGCOMM* (2009).
- [59] HERLIHY, M. Wait-free synchronization. *ACM Trans. Program. Lang. Syst.* 13, 1 (Jan. 1991), 124–149.
- [60] HONG, C.-Y., CAESAR, M., AND GODFREY, P. B. Finishing flows quickly with preemptive scheduling. In *SIGCOMM* (2012).
- [61] JEYAKUMAR, V., ALIZADEH, M., GENG, Y., KIM, C., AND MAZIÈRES, D. Millions of Little Minions: Using Packets for Low Latency Network Programming and Visibility. In *SIGCOMM* (2014).
- [62] JOSE, L., YAN, L., VARGHESE, G., AND MCKEOWN, N. Compiling Packet Programs to Reconfigurable Switches. In *NSDI* (2015).
- [63] KANG, N., LIU, Z., REXFORD, J., AND WALKER, D. Optimizing the "one big switch" abstraction in software-defined networks. In *Proceedings of the Ninth ACM Conference on Emerging Networking Experiments and Technologies* (New York, NY, USA, 2013), CoNEXT '13, ACM, pp. 13–24.
- [64] KATABI, D., HANDLEY, M., AND ROHRS, C. Congestion Control for High Bandwidth-Delay Product Networks. In *SIGCOMM* (2002).
- [65] KELLEY JR, J. E., AND WALKER, M. R. Critical-path planning and scheduling. In *Papers presented at the December 1-3, 1959, eastern joint IRE-AIEE-ACM computer conference* (1959), ACM, pp. 160–173.
- [66] KOHLER, E., MORRIS, R., CHEN, B., JANNOTTI, J., AND KAASHOEK, M. F. The Click Modular Router. *ACM Trans. Comput. Syst.* 18, 3 (Aug. 2000), 263–297.
- [67] KUNNIYUR, S. S., AND SRIKANT, R. An adaptive virtual queue (avq) algorithm for active queue management. *IEEE/ACM Trans. Netw.* 12, 2 (Apr. 2004), 286–299.
- [68] LAM, M. Software pipelining: An effective scheduling technique for vliw machines. In *Proceedings of the ACM SIGPLAN 1988 Conference on Programming Language Design and Implementation* (New York, NY, USA, 1988), PLDI '88, ACM, pp. 318–328.
- [69] LOCKWOOD, J. W., MCKEOWN, N., WATSON, G., GIBB, G., HARTKE, P., NAOUS, J., RAGHURAMAN, R., AND LUO, J. NetFPGA—An Open Platform for Gigabit-Rate Network Switching and Routing. In *IEEE International Conf. on Microelectronic Systems Education* (2007).
- [70] MICHELI, G. D. *Synthesis and Optimization of Digital Circuits*, 1st ed. McGraw-Hill Higher Education, 1994.
- [71] MONSANTO, C., REICH, J., FOSTER, N., REXFORD, J., AND WALKER, D. Composing Software-defined Networks. In *NSDI* (2013).
- [72] MOSHREF, M., BHARGAVA, A., GUPTA, A., YU, M., AND GOVINDAN, R. Flow-level state transition as a new switch primitive for sdn. In *Proceedings of the 2014 ACM Conference on SIGCOMM* (New York, NY, USA, 2014), SIGCOMM '14, ACM, pp. 377–378.
- [73] MUCHNICK, S. S. *Advanced Compiler Design and Implementation*. Morgan Kaufmann Publishers Inc., San Francisco, CA, USA, 1997.
- [74] NICHOLS, K., AND JACOBSON, V. Controlling Queue Delay. *ACM Queue* 10, 5 (May 2012).
- [75] PALKAR, S., LAN, C., HAN, S., JANG, K., PANDA, A., RATNASAMY, S., RIZZO, L., AND SHENKER, S. E2: A framework for nfv applications. In *Proceedings of the 25th Symposium on Operating Systems Principles* (New York, NY, USA, 2015), SOSP '15, ACM, pp. 121–136.
- [76] PAN, R., NATARAJAN, P., PIGLIONE, C., PRABHU, M., SUBRAMANIAN, V., BAKER, F., AND VERSTEEG, B. Pie: A lightweight control scheme to address the bufferbloat problem. In *High Performance Switching and Routing (HPSR), 2013 IEEE 14th International Conference on* (July 2013), pp. 148–155.
- [77] PERRY, J., OUSTERHOUT, A., BALAKRISHNAN, H., SHAH, D., AND FUGAL, H. Fastpass: A Centralized “Zero-queue” Datacenter Network. In *SIGCOMM* (2014).
- [78] POTHILIMTHANA, P. M., JELVIS, T., SHAH, R., TOTLA, N., CHASINS, S., AND BODIK, R. Chlorophyll: Synthesis-aided compiler for low-power spatial architectures. In *PLDI* (2014), pp. 396–407.
- [79] RAU, B. R., AND GLAESER, C. D. Some scheduling techniques and an easily schedulable horizontal architecture for high performance scientific computing. In *Proceedings of the 14th annual workshop on Microprogramming, MICRO 1981, Chatham (Cape Cod), Massachusetts, USA* (1981), pp. 183–198.
- [80] ROY, A., ZENG, H., BAGGA, J., PORTER, G., AND SNOEREN, A. C. Inside the social network’s (datacenter) network. In *Proceedings of the 2015 ACM Conference on Special Interest Group on Data Communication* (New York, NY, USA, 2015), SIGCOMM '15, ACM, pp. 123–137.
- [81] RUBOW, E., MCGEER, R., MOGUL, J., AND

- VAHDAT, A. Chimpp: A Click-based programming and simulation environment for reconfigurable networking hardware. In *ANCS* (2010).
- [82] SHAH, N. Understanding network processors.
- [83] SHAHBAZ, M., AND FEAMSTER, N. The case for an intermediate representation for programmable data planes. In *SOSR* (2015), pp. 3:1–3:6.
- [84] SHERRY, J., HASAN, S., SCOTT, C., KRISHNAMURTHY, A., RATNASAMY, S., AND SEKAR, V. Making middleboxes someone else’s problem: Network processing as a cloud service. In *Proceedings of the ACM SIGCOMM 2012 Conference on Applications, Technologies, Architectures, and Protocols for Computer Communication* (New York, NY, USA, 2012), SIGCOMM ’12, ACM, pp. 13–24.
- [85] SINGH, A., ONG, J., AGARWAL, A., ANDERSON, G., ARMISTEAD, A., BANNON, R., BOVING, S., DESAI, G., FELDERMAN, B., GERMANO, P., KANAGALA, A., PROVOST, J., SIMMONS, J., TANDA, E., WANDERER, J., HÖLZLE, U., STUART, S., AND VAHDAT, A. Jupiter rising: A decade of Clos topologies and centralized control in google’s datacenter network. In *Proceedings of the 2015 ACM Conference on Special Interest Group on Data Communication* (New York, NY, USA, 2015), SIGCOMM ’15, ACM, pp. 183–197.
- [86] SINHA, S., KANDULA, S., AND KATABI, D. Harnessing TCPs Burstiness using Flowlet Switching. In *3rd ACM SIGCOMM Workshop on Hot Topics in Networks (HotNets)* (San Diego, CA, November 2004).
- [87] SIVARAMAN, A., KIM, C., KRISHNAMOORTHY, R., DIXIT, A., AND BUDI, M. Dc.p4: Programming the forwarding plane of a data-center switch. In *Proceedings of the 1st ACM SIGCOMM Symposium on Software Defined Networking Research* (New York, NY, USA, 2015), SOSR ’15, ACM, pp. 2:1–2:8.
- [88] SIVARAMAN, A., SUBRAMANIAN, S., AGRAWAL, A., CHOLE, S., CHUANG, S.-T., EDSALL, T., ALIZADEH, M., KATTI, S., MCKEOWN, N., AND BALAKRISHNAN, H. Towards programmable packet scheduling. In *Proceedings of the 14th ACM Workshop on Hot Topics in Networks* (New York, NY, USA, 2015), HotNets-XIV, ACM, pp. 23:1–23:7.
- [89] SOLAR-LEZAMA, A., RABBAH, R., BODÍK, R., AND EBCIOĞLU, K. Programming by sketching for bit-streaming programs. In *Proceedings of the 2005 ACM SIGPLAN Conference on Programming Language Design and Implementation* (New York, NY, USA, 2005), PLDI ’05, ACM, pp. 281–294.
- [90] SOLAR-LEZAMA, A., TANCAU, L., BODÍK, R., SESHIA, S., AND SARASWAT, V. Combinatorial sketching for finite programs. In *Proceedings of the 12th International Conference on Architectural Support for Programming Languages and Operating Systems* (New York, NY, USA, 2006), ASPLOS XII, ACM, pp. 404–415.
- [91] STANLEY, S. Roving reporter: Reference platforms for sdn and nfv. <https://embedded.communities.intel.com/community/en/hardware/blog/2013/06/03/roving-reporter-reference-platforms-for-sdn-and-nfv>.
- [92] STOICA, I., SHENKER, S., AND ZHANG, H. Core-stateless fair queueing: A scalable architecture to approximate fair bandwidth allocations in high-speed networks. *IEEE/ACM Trans. Netw.* 11, 1 (Feb. 2003), 33–46.
- [93] TAI, C., ZHU, J., AND DUKKIPATI, N. Making Large Scale Deployment of RCP Practical for Real Networks. In *INFOCOM* (2008).
- [94] TENNENHOUSE, D. L., AND WETHERALL, D. J. Towards an active network architecture. In *DARPA Active Networks Conference and Exposition, 2002. Proceedings* (2002), IEEE, pp. 2–15.
- [95] VOELLMY, A., WANG, J., YANG, Y. R., FORD, B., AND HUDAK, P. Maple: Simplifying sdn programming using algorithmic policies. In *Proceedings of the ACM SIGCOMM 2013 Conference on SIGCOMM* (New York, NY, USA, 2013), SIGCOMM ’13, ACM, pp. 87–98.
- [96] WILSON, C., BALLANI, H., KARAGIANNIS, T., AND ROWTRON, A. Better never than late: Meeting deadlines in datacenter networks. In *SIGCOMM* (2011).
- [97] WU, W., HE, K., AND AKELLA, A. Perfsight: Performance diagnosis for software dataplanes. In *Proceedings of the 2015 ACM Conference on Internet Measurement Conference* (New York, NY, USA, 2015), IMC ’15, ACM, pp. 409–421.
- [98] YU, M., JOSE, L., AND MIAO, R. Software defined traffic measurement with opensketch. In *Proceedings of the 10th USENIX Symposium on Networked Systems Design and Implementation (NSDI 13)* (Lombard, IL, 2013), USENIX, pp. 29–42.
- [99] ZATS, D., DAS, T., MOHAN, P., BORTHAKUR, D., AND KATZ, R. Detail: Reducing the flow completion time tail in datacenter networks. In *SIGCOMM* (2012).