

Secure Estimation based Kalman Filter for Cyber-Physical Systems against Adversarial Attacks

Young Hwan Chang*, Qie Hu*, Claire J. Tomlin

Abstract—Cyber-physical systems are found in many applications such as power networks, manufacturing processes, and air and ground transportation systems. Maintaining security of these systems under cyber attacks is an important and challenging task, since these attacks can be erratic and thus difficult to model. Secure estimation problems study how to estimate the true system states when measurements are corrupted and/or control inputs are compromised by attackers. The authors in [1] proposed a secure estimation method when the set of attacked nodes (sensors, controllers) is fixed. In this paper, we extend these results to scenarios in which the set of attacked nodes can change over time. We formulate this secure estimation problem into the classical error correction problem [2] and we show that accurate decoding can be guaranteed under a certain condition. Furthermore, we propose a combined secure estimation method with our proposed secure estimator and the Kalman Filter for improved practical performance. Finally, we demonstrate the performance of our method through simulations of two scenarios where an unmanned aerial vehicle is under adversarial attack.

Index Terms—Cyber-physical systems, Error correction, Secure estimation

I. INTRODUCTION

Cyber-physical systems (CPS) consist of physical components such as actuators, sensors and controllers that communicate with each other over a network. For example, unmanned aerial vehicles (UAV) may obtain position measurements from a Global Positioning System (GPS) or communicate with remote control centers. Although communication networks are often protected by security measures, cyber attacks can still take place when a malicious attacker obtains unauthorized access, launching jamming attacks [3] or spoofing sensor readings and sending erroneous control signals to actuators [4]. For CPS, cyber attacks not only compromise information but can also cause damage in the physical process. This presents new challenges and thus demands new strategies and algorithms [5].

There has been extensive work on the security of CPS. Each of them relies on specific assumptions about attackers' strategies and it is rarely the case, if not impossible, that one estimator/detector can protect against all possible attacks. [6]–[9] studied optimal attack strategies for different control systems and applications. From the controller's point of view, researchers have studied how to detect attacks [10], [11] and

how to accurately estimate the states and control the system when it is under attack. One approach for the latter, which is adopted in robust control and filtering methods, is to model the attack signal as process or measurement noise, and assume that they are bounded [12] or follow a certain probabilistic distribution [13], [14]. An alternative approach uses game theory, where the controller and attacker are players with competing goals in a game [15]–[19]. Finally, the authors of [20] proposed a hybrid controller, where each constituent controller protects against a specific type of attack.

Recently, [1] studied secure estimation of a linear time invariant system where attack signals can be arbitrary and unbounded, thus protecting the system against more general cyber-attacks. Later, [21] and [22] extended this work by relaxing the assumption of having an exact system model and proposing an SMT-based observer that handles large systems with thousands of sensors, respectively. One limiting assumption of [1], [21], [22] is that the set of attacked nodes/sensors is fixed and can not change over time. If a malicious attacker is aware of this, then he or she can exploit this weakness and attack different sensors at different time steps so that such a decoder would fail.

In this paper, we are interested in the case in which the set of attacked nodes can change over time. By doing so, our proposed decoder can protect the system against more general attack scenarios than that presented in [1]. We believe this is a significant contribution, because it is difficult, if not impossible, to anticipate cyber attackers' strategies and behavior, thus a decoder that is able to handle more general attacks is an improvement. Furthermore, security studies on the current traffic infrastructure [23] demonstrated that once a cyber attacker gains access to the traffic network at a single point, the attacker can send commands to any traffic intersection in the network. In other words, the attacker can freely attack a different set of traffic signals (sensors) at any time. Indeed, an attacker who desires to travel through a set of roads as fast as possible would attack different traffic lights to always give him/herself green lights as he/she moves through the road network.

A. Contributions

There are four main contributions in this paper:

- 1) We propose a secure decoder for a linear time invariant system under sensor attack, where the attacked sensors can change with time, and attack signals can be unbounded and arbitrary. The proposed decoder is based on l_1 optimization and is computationally efficient.

Y. H. Chang is with the Department of Biomedical Engineering, Oregon Health and Science University, Portland, OR 97201 USA (e-mail: chanyo@ohsu.edu).

Q. Hu, C.J Tomlin are with the Department of Electrical Engineering and Computer Sciences, University of California, Berkeley, CA 94720 USA (e-mail: [qiehu, tomlin](mailto:{qiehu, tomlin}@eecs.berkeley.edu)).

*These authors contributed equally

- 2) We prove the maximum number of sensor attacks that can be corrected with our decoder, which turns out to be the same as that of the decoder proposed in [1]. This is a very nice result as it shows that, compared to [1], our decoder can protect the system against more general attacks, and at the same time, it does not compromise the number of attacks that can be corrected.
- 3) We propose a practical method for decoder design that guarantees accurate decoding. First, we formulate the secure estimation problem into the classical error correction (EC) problem [2]. In EC, accurate decoding can be guaranteed if the coding matrix satisfies the Restricted Isometric Properties (RIP), which unfortunately are very difficult to check, in addition, we cannot choose a random coding matrix *a priori* in our problem setting. Instead of using RIP, in Theorem 1, we provide a sufficient condition for perfect recovery of the system states against sensor attacks.
- 4) Finally, we propose to combine our decoder with a Kalman Filter (KF) to improve its practical performance. The KF filters out both occasional estimation errors by the secure decoder and noisy measurements. We demonstrate the effectiveness of our combined estimator using two examples of UAVs under adversarial attack.

B. Organization of the Paper

This paper is organized as follows. Section II gives an overview of secure estimation for CPS when attacked nodes are fixed, as well as compressive sensing and error correction. Section III formulates the problem of secure estimation when attacked nodes can change over time and compares it with the case when attacked nodes are fixed. In Section IV, we describe our decoder design method and assess the decoder's practical performance through extensive simulations. In addition, we describe how to combine it with a KF to improve its performance in practice. Finally we present two more realistic numerical examples of UAVs subject to adversarial attack in Section V. In this paper, we focus on estimation of states under sensor attack, hence the terms 'estimator' and 'decoder', 'sensor' and 'node', 'attack vector' and 'error vector' are used interchangeably.

C. Notation

- $|\text{supp}(x)|$ denotes the support of vector x , i.e., the number of nonzero components in x .
- $\|x\|_{l_1} := \sum_{i=1}^n |x_i|$ where $x \in \mathbb{R}^n$. Note that this is not the same as $|\text{rowsupp}(\cdot)|$ defined in [1].
- For a matrix $M \in \mathbb{R}^{m \times n}$, $\mathcal{N}(M) = \{x \in \mathbb{R}^n | Mx = 0\}$ represents the null space of M . $\mathcal{R}(M)$ denotes the range space of M , and is defined as the set of all possible linear combinations of its column vectors.

¹If f is any real-valued or vector-valued function on a topological space X , the support of f , denoted by $\text{supp}(f)$, is the closure of the set points where f is nonzero: $\text{supp}(f) = \{x \in X | f(x) \neq 0\}$.

II. OVERVIEW

A. Secure Estimation for Fixed Attacked Nodes [1]

Consider a linear dynamical system in the presence of attacks:

$$\begin{aligned} x^{(t+1)} &= Ax^{(t)} \\ y^{(t)} &= Cx^{(t)} + e^{(t)} \end{aligned} \quad (1)$$

where $x^{(t)} \in \mathbb{R}^n$ represents the state of the system at time $t \in \mathbb{N}$, $y^{(t)} \in \mathbb{R}^p$ is the output of the sensors at time t and $e^{(t)} \in \mathbb{R}^p$ represents attack signals injected by malicious agents at the sensors.

In [1], the authors proposed an elegant state estimation algorithm against adversarial attacks, where the attack signals can be unbounded and arbitrary, but they assumed that the set of attacked nodes K does not change over time. More precisely, if $K \subset \{1, \dots, p\}$ is the set of nodes that were attacked, then we have for all t , $\text{supp}(e^{(t)}) \subset K$. The problem of reconstructing the initial state $x^{(0)}$ of the plant from the corrupted observations $(y^{(t)})$ was formulated as follows:

Definition 1. ([1]) q errors are correctable after T steps by the decoder $\mathcal{D} : (\mathbb{R}^p)^T \rightarrow \mathbb{R}^n$ if for any $x^{(0)} \in \mathbb{R}^n$, any $K \subset \{1, \dots, p\}$ with $|K| \leq q$, and any sequence of vectors $e^{(0)}, \dots, e^{(T-1)}$ in \mathbb{R}^p such that $\text{supp}(e^{(t)}) \subset K$, we have $\mathcal{D}(y^{(0)}, \dots, y^{(T-1)}) = x^{(0)}$ where $y^{(t)} = CA^t x^{(0)} + e^{(t)}$ for $t = 0, \dots, T-1$.

Proposition 1. ([1]) Let $T \in \mathbb{N} \setminus \{0\}$. The following are equivalent:

- (i) There is a decoder that can correct q errors after T steps;
- (ii) For all $z \in \mathbb{R}^n \setminus \{0\}$, $|\text{supp}(Cz) \cup \text{supp}(CAz) \cup \dots \cup \text{supp}(CA^{T-1}z)| > 2q$.

The authors then proposed the optimal decoder:

$$x^{(0)} = \arg \min_x \|Y^{(T)} - \Phi^{(T)}(x)\|_{l_0} \quad (2)$$

where the l_0 "norm" of matrix M is the number of nonzero rows in M [1]:

$$\|M\|_{l_0} \triangleq |\text{rowsupp}(M)| = |\{i \in \{1, \dots, p\} | M_i \neq 0\}|$$

where M_i represents the i -th row of M . $Y^{(T)} = [y^{(0)} | y^{(1)} | \dots | y^{(T-1)}] \in \mathbb{R}^{p \times T}$ and $\Phi^{(T)}$ is a linear map such that $\Phi^{(T)}(x) = [Cx | CAx | \dots | CA^{T-1}x] \in \mathbb{R}^{p \times T}$. Therefore

$$Y^{(T)} - \Phi^{(T)}(x) = [e^{(0)} | e^{(1)} | \dots | e^{(T-1)}],$$

which we refer to as the error matrix in the sequel, and consists of horizontally stacked attack/error vectors from time $t = 0$ to $t = T-1$. In other words, the decoder finds the $x^{(0)}$ that minimizes the number of nonzero rows in the resulting error matrix. The foundation for this decoder to work is the assumption of fixed attacked nodes. As an illustration, consider a system with a single attacked node and construct the error matrix

$$[e^{(0)} | e^{(1)} | \dots | e^{(T-1)}] = \begin{bmatrix} 0 & 0 & \dots & 0 \\ * & * & \dots & * \\ 0 & 0 & \dots & 0 \\ 0 & 0 & \dots & 0 \end{bmatrix},$$

where $*$ denotes a nonzero component (i.e., attack or corruption). Observe that the set of nonzero rows corresponds to the set of attacked nodes, and furthermore, if a small number of nodes are attacked, then necessarily only a small number of rows are not identically zero and the error matrix has a small row support. The decoder in [1] works by leveraging this property of fixed attacked nodes.

What happens if the attacked nodes can change over time? To answer this, let's look at another example where the system has a single attacked node again, however the attacked node is cycled through all nodes such that the error matrix is as follows

$$[e^{(0)} \mid e^{(1)} \mid \dots \mid e^{(T-1)}] = \begin{bmatrix} * & 0 & \dots & 0 \\ 0 & * & \dots & 0 \\ 0 & 0 & \dots & 0 \\ 0 & 0 & \dots & * \end{bmatrix}.$$

Observe that although a single node is attacked at any time t , since the attacked node is changing over time, the error matrix has full row support. Therefore a decoder that attempts to find the optimal $x^{(0)}$ by minimizing the row support of the error matrix does not work here. One may argue that this decoder can be used with $T = 1$, to solve a secure estimation problem where the attacked nodes change over time. However, when $T = 1$, the number of correctable errors cannot be large. From Proposition 1 (i.e. Proposition 2 in [1]), “the decoder can correct q errors after $T = 1$ step if and only if for all $z \in \mathbb{R}^n \setminus \{0\}$, $|\text{supp}(Cz)| > 2q$ ”. As an example, for any $C \in \mathbb{R}^{p \times n}$ where $p < n$, C has a nontrivial null space, hence there exists $z \in \mathbb{R}^n \setminus \{0\}$ such that $|\text{supp}(Cz)| = 0$; in other words, zero errors are correctable. Therefore, the decoder for fixed attacked nodes cannot be easily extended to when the attacked nodes can change over time, and a new decoder is required for the latter.

In this paper, we propose such a new decoder, one that is suitable for when the set of attacked nodes can change over time. Our decoder is inspired by the error correction problem [2] and by observing that if we construct the error matrix by stacking the error vectors $e^{(0)}, \dots, e^{(T-1)}$ vertically, instead of horizontally, then even when the attacked nodes can change over time, as long as the number of attacked nodes at each time t is small, the error matrix (which is a large error vector in this case) is sparse. Before we dive into details of this method and its properties, we first give a brief overview about compressive sensing and error correction in the following section.

B. Overview: Compressive Sensing and the Error Correction Problem [2]

1) *Compressive Sensing*: Sparse solutions $x \in \mathbb{R}^n$, are sought to the following problem:

$$\min_x \|x\|_0 \text{ subject to } b = Ax \quad (3)$$

where $b \in \mathbb{R}^m$ are the measurements, $A \in \mathbb{R}^{m \times n}$ ($m \ll n$) is a sensing matrix and $\|x\|_0$ denotes the number of nonzero elements of x . The following lemma provides a sufficient condition for a unique solution to (3) [2]:

Lemma 1. ([24]) *If the sparsest solution to (3) has $\|x\|_0 = q$, $m \geq 2q$ and all subsets of $2q$ columns of A are full rank, then the solution is unique.*

Proof. Suppose the solution is not unique, hence there exists $x_a \neq x_b$ such that $Ax_1 = b$ and $Ax_2 = b$ where $\|x_1\|_0 = \|x_2\|_0 = q$. Then $A(x_1 - x_2) = 0$ and $x_1 - x_2 \neq 0$. Since $\|x_1 - x_2\|_0 \leq 2q$ and all $2q$ columns of A are full rank (i.e. linearly independent), it is impossible to have $x_1 - x_2 \neq 0$ that satisfies $A(x_1 - x_2) = 0$ (contradiction). \square

2) *The Error Correction Problem [2]*: Consider the classical error correction problem: $y = Cx + e$ where $C \in \mathbb{R}^{p \times n}$ is a coding matrix ($p > n$) and assumed to be full rank. We wish to recover the input vector $x \in \mathbb{R}^n$ from corrupted measurements y . Here, e is an arbitrary and unknown sparse error vector. To reconstruct x , note that it is obviously sufficient to reconstruct the vector e since knowledge of $Cx + e$ together with e gives Cx , and consequently x since C has full rank [2]. In [2], the authors construct a matrix F which annihilates C on the left, i.e. $FCx = 0$ for all x . Then, they apply F to the output y and obtain

$$\tilde{y} = F(Cx + e) = Fe \quad (4)$$

Thus, the decoding problem can be reduced to that of reconstructing a sparse vector e from the observations $\tilde{y} = Fe$. Therefore, by Lemma 1, if all subsets of $2q$ columns of F are full rank, then we can reconstruct any e whose $|\text{supp}(e)| \leq q$. We refer to a decoder that can correct q errors as a q -error-correcting decoder.

3) *Equivalence between the two programs l_0 and l_1* : In [2], the authors mentioned that the computational intractability of the l_0 -program led researchers to develop alternatives, and a frequently discussed approach considers a similar program in the l_1 norm which goes by the name of Basis Pursuit. Motivated by the problem of finding sparse decompositions of special signals in the field of mathematical signal processing, a series of beautiful and ground breaking works [25]–[28] showed exact equivalence between the two programs l_0 and l_1 when the RIP conditions are satisfied. Therefore, the l_0 norm in (3) can be approximated by an l_1 norm to give a convex decoder and is therefore computationally feasible. We will discuss in more detail the conditions required to ensure accurate decoding using an l_1 -optimization based decoder in Section IV.

III. SECURE ESTIMATION WHEN ATTACKED NODES CAN CHANGE WITH TIME

A. Problem Formulation

Consider the linear time invariant system as follows:

$$\begin{aligned} x^{(t+1)} &= A_o x^{(t)} + B u^{(t)} \\ y^{(t)} &= C x^{(t)} + e^{(t)} \end{aligned} \quad (5)$$

where $x^{(t)} \in \mathbb{R}^n$, $y^{(t)} \in \mathbb{R}^p$ and $u^{(t)} \in \mathbb{R}^m$ are the states, measurements and control inputs at time t . $e^{(t)} \in \mathbb{R}^p$ is the attack signal, and we assume that the attacked nodes can change over time. We define the number of correctable errors as follows:

Definition 2. When the set of attacked nodes can change over time, q errors are correctable after T steps by the decoder $\mathcal{D} : (\mathbb{R}^p)^T \rightarrow \mathbb{R}^n$ if for any $x^{(0)} \in \mathbb{R}^n$ and any sequence of vectors $e^{(0)}, \dots, e^{(T-1)}$ in \mathbb{R}^p such that $|\text{supp}(e^{(t)})| \leq q$, we have $\mathcal{D}(y^{(0)}, \dots, y^{(T-1)}) = x^{(0)}$ where $y^{(t)} = CA^t x^{(0)} + e^{(t)}$ for $t = 0, \dots, T-1$.

In addition, assume that a local control loop implements secure state feedback: $u^{(t)} = Gx^{(t)}$, i.e. the local control loop is not subject to attack. The resulting closed loop system matrix is $A (= A_o + BG)$. In practice, this represents the following scenario: a physical system possesses a local control loop that has direct access to the state of the plant and can control the evolution of the physical system. This is reasonable if the sensors are connected to the local controller through a wired link that is not subject to external attacks. Also, as part of the overall plant, a higher-level supervisory and monitoring system receives measurements from the sensors through wireless and vulnerable communication links that are subject to attacks [1]. A concrete example is a UAV that uses measurements from onboard, hardwired sensors such an Inertial Measurement Unit (IMU) for its autopilot and trajectory following (i.e. secure local control loop), and communicates wirelessly with a remote control center (i.e. vulnerable link subject to attack).

B. Reformulation into an Error Correction Problem

The problem that we want to solve is how to reconstruct the initial state $x^{(0)}$ of the system from the corrupted observations $(y^{(t)})$ where $t = 0, \dots, T-1$. Let $E_{q,T}$ denote the large vector with error vectors from time $t = 0$ to $t = T-1$ stacked vertically: $[e^{(0)}; \dots; e^{(T-1)}] \in \mathbb{R}^{p \cdot T}$, where each $e^{(t)}$ satisfies $|\text{supp}(e^{(t)})| \leq q \leq p$ as in Definition 2.

$$\begin{aligned} Y &\triangleq \begin{bmatrix} y^{(0)} \\ y^{(1)} \\ \vdots \\ y^{(T-1)} \end{bmatrix} = \begin{bmatrix} Cx^{(0)} + e^{(0)} \\ CAx^{(0)} + e^{(1)} \\ \vdots \\ CA^{T-1}x^{(0)} + e^{(T-1)} \end{bmatrix} \\ &= \begin{bmatrix} C \\ CA \\ \vdots \\ CA^{T-1} \end{bmatrix} x^{(0)} + E_{q,T} \triangleq \Phi x^{(0)} + E_{q,T} \end{aligned} \quad (6)$$

where $Y \in \mathbb{R}^{p \cdot T}$ is the set of vertically stacked corrupted measurements and $\Phi \in \mathbb{R}^{p \cdot T \times n}$ represents the observability matrix of the closed loop system. Assume $\text{rank}(\Phi) = n$, which is reasonable because otherwise, the system is unobservable and thus $x^{(0)}$ cannot be determined even if there is no attack ($E_{q,T} = 0$).

- Open-loop case ($B = 0$): A full column rank condition represents the pair (A_o, C) being observable. In other words, if not, one cannot reconstruct $x^{(0)}$ even if there are no errors in the measurements.
- State-feedback case: Since state-feedback may affect the observability of a system (even though the pair (A_o, C) is observable), we have to satisfy $\text{rank}(\Phi) = n$ for the closed-loop system with state-feedback.

Note that the closed-loop system with state-feedback is controllable if and only if the open-loop system is controllable. However, state-feedback may affect the observability of a system.

Proposition 2 below, gives two equivalent sufficient conditions for the existence of a unique solution $x^{(0)}$ to (6).

Proposition 2. Given $Y = \Phi x + E$, $\Phi \in \mathbb{R}^{p \cdot T \times n}$ is full rank and $2s = 2q \cdot T \leq p \cdot T - n$, then the following are equivalent: (i) all subsets of $2s$ columns of Q_2^\top are linearly independent, where $\Phi = [Q_1 \quad Q_2] \begin{bmatrix} R_1 \\ 0 \end{bmatrix}$ is the QR decomposition of Φ and $Q_2^\top \in \mathbb{R}^{(p \cdot T - n) \times p \cdot T}$; (ii) $|\text{supp}(\Phi z)| > 2s$ for all $z \in \mathbb{R}^n \setminus \{0\}$.

Proof. (ii) \implies (i) : Suppose there exist $2s$ columns of Q_2^\top that are linearly dependent. Then, there exists $E_0 \neq 0$ such that $Q_2^\top E_0 = 0$ where $|\text{supp}(E_0)| \leq 2s$. Observe that $\mathcal{N}(Q_2^\top) = \mathcal{R}(\Phi)$, therefore there exists z such that $E_0 = \Phi z$ (i.e., $E_0 \in \mathcal{R}(\Phi)$). Then, $|\text{supp}(\Phi z)| = |\text{supp}(E_0)| \leq 2s$ (contradiction).

(i) \implies (ii): We again resort to contradiction. Suppose that there exists $z \neq 0$ such that $|\text{supp}(\Phi z)| \leq 2s$. Let L_1 and L_2 be two disjoint subsets of $\{1, \dots, p \cdot T\}$ with $|L_1| \leq s$ and $|L_2| \leq s$ such that $L_1 \oplus L_2 = \text{supp}(\Phi z)$ (such L_1 and L_2 exist since $|\text{supp}(\Phi z)| \leq 2s < p \cdot T$). Let $E_1 = \Phi z|_{L_1}$ be the vector obtained from Φz by setting all the components outside of L_1 to 0, and similarly let $E_2 = -\Phi z|_{L_2}$ (i.e., $E_1 \neq E_2$). Then we have $\Phi z = E_1 - E_2$ with $\text{supp}(E_1) \subset L_1$ and $\text{supp}(E_2) \subset L_2$ with $|L_1| \leq s$ and $|L_2| \leq s$. Now, consider $Y = \Phi z + E$

$$\begin{aligned} \tilde{Y} &= Q_2^\top Y = Q_2^\top (\Phi z + E) = Q_2^\top (E_1 - E_2 + E) \\ &= Q_2^\top (E_1 - E_2) + Q_2^\top E = Q_2^\top E \\ &\implies Q_2^\top (E_1 - E_2) = 0 \end{aligned}$$

The last equality is due to $\mathcal{N}(Q_2^\top) = \mathcal{R}(\Phi)$ (i.e. $Q_2^\top \Phi = 0$). Since all subsets of $2s$ columns of Q_2^\top are linearly independent, $E_1 - E_2 = 0$ (contradiction). \square

Next, we present two methods, inspired by error correction techniques [2] [24], for estimating $x^{(0)}$. We show their equivalence and provide sufficient conditions for the existence of a unique solution.

Decoder 1: The first method determines the error vector $E_{q,T}$ first, and then solves for $x^{(0)}$. Consider the QR decomposition of $\Phi \in \mathbb{R}^{p \cdot T \times n}$,

$$\Phi = [Q_1 \quad Q_2] \begin{bmatrix} R_1 \\ 0 \end{bmatrix} = Q_1 R_1 \quad (7)$$

where $[Q_1 \quad Q_2] \in \mathbb{R}^{p \cdot T \times p \cdot T}$ is orthogonal, $Q_1 \in \mathbb{R}^{p \cdot T \times n}$, $Q_2 \in \mathbb{R}^{p \cdot T \times (p \cdot T - n)}$ and $R_1 \in \mathbb{R}^{n \times n}$ is a rank- n upper triangular matrix. Pre-multiply (6) by $[Q_1 \quad Q_2]^\top$:

$$\begin{bmatrix} Q_1^\top \\ Q_2^\top \end{bmatrix} Y = \begin{bmatrix} R_1 \\ 0 \end{bmatrix} x^{(0)} + \begin{bmatrix} Q_1^\top \\ Q_2^\top \end{bmatrix} E_{q,T}. \quad (8)$$

We can now solve for $E_{q,T}$ using the second block row:

$$\tilde{Y} \triangleq Q_2^\top Y = Q_2^\top E_{q,T} \quad (9)$$

where $Q_2^\top \in \mathbb{R}^{(p \cdot T - n) \times p \cdot T}$. From Lemma 1, Equation (9) has a unique, $s(\leq q \cdot T)$ -sparse solution if all subsets of $2s(\leq 2q \cdot T)$ columns of Q_2^\top are full rank (this is a reasonable assumption if $(p \cdot T - n) \geq 2s = 2q \cdot T$). Therefore, the secure decoder has two steps, we first solve the following l_1 -minimization problem

$$\hat{E}_{q,T} = \arg \min_E \|E\|_{l_1} \text{ subject to } \tilde{Y} = Q_2^\top E \quad (10)$$

Note that the l_0 norm in (3) was replaced with with the l_1 norm in (10) to give a convex program, which was proposed by Candes and Tao in [2]. In addition, in Section II-B3 we discussed the conditions for equivalence of these two programs.

With $\hat{E}_{q,T}$ in hand, we then solve for $x^{(0)}$ in the second step using the first block row of Equation (8):

$$x^{(0)} = R_1^{-1} Q_1^\top (Y - \hat{E}_{q,T}) \quad (11)$$

Decoder 2: The second method recovers $x^{(0)}$ from the corrupted data Y directly by solving the following l_1 -minimization problem [2]:

$$\min_x \|Y - \Phi x\|_{l_1} \quad (12)$$

Lemma 2. $x^{(0)}$ is the unique solution of (12) if and only if $\hat{E}_{q,T}$ is the unique solution of (10).

Proof. (By [2]) Observe that on one hand, since $Y = \Phi x^{(0)} + E_{q,T}$ and we may decompose $x = x^{(0)} + v$, hence

$$(12) \Leftrightarrow \min_v \|E_{q,T} - \Phi v\|_{l_1}$$

On the other hand, the constraint $Q_2^\top E = \tilde{Y} = Q_2^\top E_{q,T}$ means that $E = E_{q,T} - \Phi v$ for some $v \in \mathbb{R}^n$ and, therefore,

$$(10) \Leftrightarrow \min_v \|E\|_{l_1}, \quad E = E_{q,T} - \Phi v \\ \Leftrightarrow \min_v \|E_{q,T} - \Phi v\|_{l_1}$$

Thus, (10) and (12) are equivalent programs [2]. \square

Even though we are interested in the state $x^{(0)}$ and not necessarily the error vectors $E_{q,T}$, Lemma 2 states that if the attack vectors cannot be uniquely determined from (10), then we cannot estimate $x^{(0)}$ uniquely from (12). [1] also mentioned this notion: the existence of a decoder that can correct q errors is equivalent to saying that the map, $[\Phi \quad \mathbf{I}_{q \cdot T}] : \mathbb{R}^n \times E_{q,T} \rightarrow (\mathbb{R}^p)^T$ has an inverse for the first n components of its domain where $Y = [\Phi \quad \mathbf{I}_{q \cdot T}] \begin{bmatrix} x^{(0)} \\ E_{q,T} \end{bmatrix}$ since the attack vectors are uniquely determined by $x^{(0)}$ and the $y^{(t)}$'s, i.e., $e^{(t)} = y^{(t)} - CA^t x^{(0)}$.

C. Comparison with Secure Estimation for Fixed Attacked Nodes

We refer to a decoder that can correct q errors as a q -error-correcting decoder. It is interesting to compare the conditions for the existence of a q -error-correcting decoder for when the attacked nodes are fixed (Proposition 1) and when the

attacked nodes can change over time (Proposition 2) are : $\forall z \in \mathbb{R}^n \setminus \{0\}$,

$$(i) |\text{supp}(Cz) \cup \text{supp}(CAz) \cup \dots \cup \text{supp}(CA^{T-1}z)| > 2q \\ (\text{the set of attacked nodes is fixed})$$

$$(ii) |\text{supp}(\Phi z)| = \sum_{i=0}^{T-1} |\text{supp}(CA^i z)| > 2q \cdot T$$

$$(\text{the set of attacked nodes can change}) \quad (13)$$

It is easy to see that when $T = 1$, conditions (i) and (ii) are equivalent as both of them reduce to $|\text{supp}(Cz)| > 2q$ for all $z \in \mathbb{R}^n \setminus \{0\}$. When $T > 1$ (i.e., with dynamics), the comparison is not so straightforward. In [1], the authors proved an equivalent condition for (i):

Lemma 3. Assume A has n distinct positive eigenvalues ($0 < \lambda_1 < \lambda_2 < \dots < \lambda_n$) and $T \geq n$. Then, the following are equivalent:

$$(i) \forall z \in \mathbb{R}^n \setminus \{0\},$$

$$|\text{supp}(Cz) \cup \text{supp}(CAz) \cup \dots \cup \text{supp}(CA^{T-1}z)| > 2q$$

$$(ii) \forall v_i \in \mathbb{R}^n \text{ where } Av_i = \lambda_i v_i \text{ (i.e., eigenvector of } A),$$

$$|\text{supp}(Cv_i)| > 2q$$

Proof. Refer to the proof in [1]. \square

The significance of this lemma is that in order to check whether a decoder can guarantee accurate decoding of q errors when the attacked nodes are fixed, one no longer needs to check satisfiability of condition (i) which is stated for all $z \in \mathbb{R}^n \setminus \{0\}$ and hard to check, instead, one can simply check condition (ii) for the eigenvectors of A which is much simpler. Next, we derive a similar result for our decoder for when the attacked nodes can change with time.

Theorem 1. Let $A \in \mathbb{R}^{n \times n}$, $C \in \mathbb{R}^{p \times n}$. Assume that C is full rank, (A, C) is observable and A has n distinct positive eigenvalues such that $0 < \lambda_1 < \lambda_2 < \dots < \lambda_n$. Define:

- $s_i \triangleq |\text{supp}(Cv_i)|$, where v_i is an eigenvector of A ,
- $\mathcal{S} \triangleq \{s_1, s_2, \dots, s_n\}$,
- For every $m \in \{2, \dots, n\}$, let \mathcal{S}_m be any subset of \mathcal{S} with m elements, define $T_{\mathcal{S}_m} \triangleq \frac{(m-2) \cdot p + \min \mathcal{S}_m}{\max \mathcal{S}_m - 2q}$. Then T_m is such that $T_m > T_{\mathcal{S}_m}$ for all subsets \mathcal{S}_m , i.e. all subsets of m elements from the set \mathcal{S} .

Choose T such that $T \geq \max\{T_2, \dots, T_n\}$. Then, the following are equivalent:

$$(i) \forall v_i \in \mathbb{R}^n \text{ where } Av_i = \lambda_i v_i, |\text{supp}(Cv_i)| > 2q$$

$$(ii) \forall v_i \in \mathbb{R}^n \text{ where } Av_i = \lambda_i v_i, |\text{supp}(\Phi v_i)| > 2q \cdot T$$

$$(iii) \forall z \in \mathbb{R}^n \setminus \{0\}, |\text{supp}(\Phi z)| > 2q \cdot T$$

(i.e. condition (ii) in Equation (13))

In order to prove Theorem 1, we make use of Lemmas 5, 6 and Proposition 5 (see Appendix):

Proof. (Proof of Theorem 1)

First, it is simple to prove that (i) and (ii) are equivalent: $|\text{supp}(\Phi v_i)| = \sum_{k=0}^{T-1} |\text{supp}(CA^k v_i)| = \sum_{k=0}^{T-1} |\text{supp}(\lambda_i^k C v_i)| = T \cdot |\text{supp}(C v_i)|$.

Second, we want to show that (ii) and (iii) are equivalent. The direction (iii) \implies (ii) is trivial, since (ii) is a specific case of (iii) with $z = v_i$. The other direction is more complex. Note that A is diagonalizable, therefore its eigenvectors form a basis for \mathbb{R}^n . Now consider the decomposition of z in the eigenbasis of A , i.e. $z = \sum_{i=1}^n \alpha_i v_i$ with $\alpha_i \neq 0$ for at least one i .

- 1) $m = 1$: Suppose there exists $z \in \mathbb{R}^n \setminus \{0\}$ such that $|\text{supp}(\Phi z)| \leq 2q \cdot T$. Without loss of generality, let $\alpha_i \neq 0$ and $\alpha_j = 0$ for all $j \neq i$, then, $2q \cdot T \geq |\text{supp}(\Phi z)| = |\text{supp}(\alpha_i \Phi v_i)| = |\text{supp}(\Phi v_i)|$ for all T (contradiction, $\because \forall v_i, |\text{supp}(\Phi v_i)| > 2q \cdot T$).
- 2) $m = 2$: By Lemma 5, if we choose $T > T_2$.
- 3) $m \geq 3$: By Lemma 6 and Proposition 5, if we choose $T > T_m$ for each value of m , respectively.

We need to choose T to satisfy the worst case for any m such that $n \geq m \geq 2$. Thus, if $T \geq \max\{T_2, \dots, T_n\}$, then (ii) and (iii) are also equivalent. \square

Proposition 3. *Given C is full rank, the closed-loop matrix $A (= A_o + BG)$ has n distinct positive eigenvalues, the open-loop pair (A_o, B) is controllable, the closed-loop pair (A, C) is observable and T is chosen to satisfy Theorem 1. Then, the condition for secure estimation of q -errors when the set of attacked nodes is fixed ((i) in (13)) is the same as the condition for when the set of attacked nodes can change over time ((ii) in (13)), except the condition on T .*

Proof. Since the pair (A_o, B) is controllable, there exists a feedback matrix G such that the eigenvalues of the closed-loop matrix A , i.e., $\lambda_1, \dots, \lambda_n$ can be arbitrarily located on the complex plane. Then Proposition 3 directly follows from Proposition 2, Lemmas 3 and Theorem 1 \square

Theorem 1 and Proposition 3 state that if the feedback system and the secure decoder are designed such that the conditions in Proposition 3 are satisfied, then we can guarantee accurate correction of q errors using our proposed secure decoder for attacked nodes that can change over time, by checking the following very simple condition:

$$\forall v_i \in \mathbb{R}^n \text{ where } Av_i = \lambda_i v_i, |\text{supp}(Cv_i)| > 2q.$$

And interestingly, this is the exact same condition that one should check if one is designing the decoder from [1] for fixed attack nodes. In other words, it is equally easy to check satisfiability of the sufficient condition for q -error-correction for both types of decoders.

D. Discussion on Sufficient Condition of T

Unsurprisingly, the condition on T from Theorem 1, is different from that for a decoder designed for fixed attack nodes ($T \geq n$). In [1], since the set of attack nodes is fixed, one can leverage the property of fixed attacked nodes (i.e., the number of nonzero rows in (2)). However, in our setting, since the set of attack nodes can change over time, we cannot leverage this property and thus, we need more time steps T . In general, it is difficult to see what the value of T is, from the formula in Theorem 1. However it is

reasonable to assume that one would design the feedback matrix G and matrix C to maximize the number of errors that can be corrected, i.e. $q = \max q = \lceil p/2 - 1 \rceil$ (proved in Section III-E). To achieve this, we must design G and C such that $s_i = |\text{supp}(Cv_i)| = p$ for all eigenvectors of A . In other words, $\max \mathcal{S}_m = \min \mathcal{S}_m = p$ for all m and for all subsets \mathcal{S}_m . In this case, it is easy to see that according Theorem 1, for any p that is an even number, we must choose: $T \geq T_n > (n-1) \cdot p/2$. In most cases, this T is larger than n (the value of T required for the decoder for fixed attacked nodes).

At the first look, this may seem like an unsatisfying result, however there are two important points to note. First, a larger value of T merely translates to a longer initial delay from time $t = 0$ to $t = T - 1$ when the decoder collects enough (T) measurements. From time $t = T - 1$ onwards, the decoding is in real time and takes place at every time step t as the decoder uses a ‘‘sliding window’’ of observations. Second, extensive simulation results in this paper show that a value of $T = n$ is often sufficient for our proposed decoder to achieve good estimation, i.e. to perfectly recover the state under attacks where the attacked nodes change over time.

This is because we consider the worst case (conservative) scenario in Theorem 1. In the proof, we consider the case where A has n distinct positive eigenvalues. What if A has complex eigenvalues? For instance, assume that $A \in \mathbb{R}^{3 \times 3}$ ($n = 3$) and it has one pair of complex conjugate eigenvalues and one real eigenvalue, i.e., $\lambda_1, \lambda_2 (= \bar{\lambda}_1), \lambda_3$ where $\lambda_1, \lambda_2 \in \mathbb{C}$, $\lambda_3 \in \mathbb{R}$ and $\bar{\cdot}$ represents the complex conjugate. We denote $v_1 = x + iy$, $v_2 = \bar{v}_1 = x - iy$ and $v_3 = w$ where $x, y, w \in \mathbb{R}^n$ are linearly independent. Any $z \in \mathbb{R}^n$ can be represented by a linear combination of n independent vectors in \mathbb{R}^n , i.e., $z = \alpha v_1 + \bar{\alpha} v_2 + \beta w = 2\text{Re}(\alpha v_1) + \beta w = \alpha_1 x + \alpha_2 y + \beta w$ where $\alpha \in \mathbb{C}$, $\beta \in \mathbb{R}$ and $\alpha_1 = \text{Re}(\alpha) \in \mathbb{R}$ and $\alpha_2 = -\text{Im}(\alpha) \in \mathbb{R}$. Therefore, the same results for real eigenvalues applies. In other words, if $|\text{supp}(Cx)| = |\text{supp}(Cy)| = |\text{supp}(Cw)| = p$ and $T > \frac{\sum_{k=0}^{T-1} s_{r,123}^k}{p-2q}$, then $|\text{supp}(\Phi z)| > 2q \cdot T$ where $s_{r,123}^k$ represents the number of cancelled support of linear combinations of x, y and w at time step k .

E. Number of Correctable Errors

Given that the set of attacked nodes can change over time and $e^{(t)}$ satisfies $|\text{supp}(e^{(t)})| \leq q$ for all t , we prove in Proposition 4 (see below) that the maximum number of correctable errors (as defined in Definition 2) by our decoder is $\lceil p/2 - 1 \rceil$, where p is the number of measurements. This is in fact the same as the maximum number of correctable errors for the decoder proposed in [1] which is for fixed attacked nodes. This is a pleasing result, because it demonstrates that with our proposed decoder, we can relax the assumption of fixed attacked nodes and protect the system against more general attacks, without compromising the maximum number of correctable errors.

Proposition 4. *Let $A_0 \in \mathbb{R}^{n \times n}$, $B \in \mathbb{R}^{n \times m}$ and $C \in \mathbb{R}^{p \times n}$ and assume that the pair (A_0, B) is controllable, C is full rank and each row of C is not identically zero. Then there exists*

a finite set $F \subset \mathbb{C}$ such that for any choice of n numbers $\lambda_1, \dots, \lambda_n \in \mathbb{C} \setminus F$ such that $0 < \lambda_1 < \dots < \lambda_n$, there exists $G \in \mathbb{R}^{m \times n}$ such that:

- The eigenvalues of the closed-loop matrix $A (= A_0 + BG)$ are $\lambda_1, \dots, \lambda_n$.
- If the pair (A, C) is observable, then the number of correctable errors for the pair (A, C) is maximal after $T = \max\{n, T^*\}$ time steps and is equal to $\lceil p/2 - 1 \rceil$, where T^* is the value of T from Theorem 1.

Proof. The proof for Proposition 4 in [1] shows that if the chosen poles $\lambda_1, \dots, \lambda_n$ are distinct, positive and do not fall in some finite set F , then there is a choice of G such that the eigenvalues of $A (= A_0 + B)$ are exactly the $\lambda_1, \dots, \lambda_n$, and the corresponding eigenvectors v_i are such that $|\text{supp}(Cv_i)| = p$. Thus, by Proposition 3, the number of correctable errors for (A, C) is $\lceil p/2 - 1 \rceil$. \square

In addition, recall that $E_{q,T}$ consists of vertically stacked error vectors from $e^{(0)}, \dots, e^{(T-1)}$, and observe that our proofs for accurate decoding are independent of how the individual error (nonzero) terms are distributed in the vector $E_{q,T}$. Thus, if we remove the assumption: $|\text{supp}(e^{(t)})| \leq q$ for all t , and allow $e^{(t)}$ to appear in an arbitrary fashion, e.g. $|\text{supp}(e^{(0)})| = 0$ and $|\text{supp}(e^{(1)})| = 2q$, as long as $\sum_{t=0}^{T-1} |\text{supp}(e^{(t)})| \leq q \cdot T$, then our q -error-correcting decoder can still recover the true states. In other words, our proposed decoder can protect the system against more general attacks, where the number of attacked nodes is not necessarily less than or equal to q at every time.

IV. OPTIMAL DECODER DESIGN

In the classical error correction problem, to ensure accurate decoding, the coding matrix must satisfy the RIP conditions [2], which are extremely difficult to check in general. In practice, Theorem 1.4 from [2] is almost always used to design a coding matrix *a priori*. This theorem states that a coding matrix whose entries are sampled from independent and identical distributions satisfies the RIP condition with overwhelming probability. In secure estimation, however, it is impossible to choose such a coding matrix *a priori* because it is the observability matrix Φ , which is structurally constrained: as shown in (6), Φ consists of CA^i 's where $i = \{0, \dots, T-1\}$. In this Section, we use Lemma 3, the results from Proposition 4 in [1] and state feedback to design a matrix Φ for accurate decoding.

A. System and Decoder Design

Since conditions (i) and (iii) in Theorem 1 are equivalent, condition (i) can be used to design a state feedback controller such that the closed system can achieve accurate decoding. Therefore, given a controllable open-loop pair (A_0, B) , design C and choose an adequate feedback control law $u^{(t)} = Gx^{(t)}$ and construct a secure decoder such that:

- 1) Each row of C is not identically zero, and C is full rank;
- 2) The closed-loop matrix $A (= A_0 + BG)$ has n distinct positive eigenvalues: $0 < \lambda_1 < \lambda_2 < \dots < \lambda_n$;
- 3) (A, C) is observable;

- 4) The length of the sliding window of measurements T of the decoder satisfies Theorem 1²;
- 5) Maximize q subject to: $\forall v_i \in \mathbb{R}^n$ where $Av_i = \lambda v_i$, $|\text{supp}(Cv_i)| > 2q$.

Without loss of generality, the first condition holds. For example, if there exists a zero row in C , we can simply remove that row from C without changing the system's behavior. Conditions 2, 3 and 4 are required for equivalence in Theorem 1. The last condition is needed for accurate decoding and for maximizing the number of correctable attacks. From Proposition 4 the maximum number of correctable errors can be achieved when $|\text{supp}(Cv_i)| = p$ (i.e., the number of measurements) for all eigenvectors of A .

Conditions 2, 3 and 5 depend on the feedback controller. So how do we choose a controller that achieves good performance in both control and secure estimation? Below, we describe an approach that we have taken in all simulations in this paper, and has proved to work well. This is by no means the only method. First, we design a controller that achieves good control, for example, Linear Quadratic Regulators (LQR), which are optimal with respect to a certain quadratic cost function. However, these controllers may not have good secure estimation properties, meaning the value of q that satisfies $|\text{supp}(Cv_i)| > q$ for all eigenvectors of A may be small, i.e., the resulting decoder can only correct few errors. It is often easy to increase the value of q and make the decoder more resilient to attacks by slightly perturbing the closed-loop poles from those resulting from the LQR controller, such as placing the poles closer to the origin, and making the poles more spread out amongst themselves. We chose to keep the perturbations small as to not lose too much control performance. Although this is a heuristic method, it is relatively easy to carry out in order to satisfy the above conditions; whereas in the classical error correction method [2], checking whether a coding matrix satisfies RIP is extremely difficult.

To summarize, we start from some optimal controller which may not result in a good decoder, then we perturb the closed-loop poles slightly to improve the resulting decoder's secure estimation capability. Therefore there is a trade-off between a system's control and secure estimation performances, and the feedback controller can be designed to achieve a desired trade-off between them.

B. Practical Performance

In this Section, we show the performance of our proposed decoder using an arbitrary system with $n = 8$, $p = 10$ and $T = n$, where A is chosen arbitrarily (i.e., the entries of A are chosen as independent and identically distributed random variables) and C is chosen such that every row of C has only one nonzero component (i.e., each row of C is not identically zero) and is full rank. For each value of S (i.e. number of total attacked nodes during T steps), we test the decoder on 500 independent trials. For each trial, both the system matrices and initial conditions are re-generated. The initial

²We found that much smaller T 's are often sufficient for good secure estimation performance, i.e. to perfectly recover the attack signals. In all simulations in this paper, $T = n$ is used, where n is the number of states.

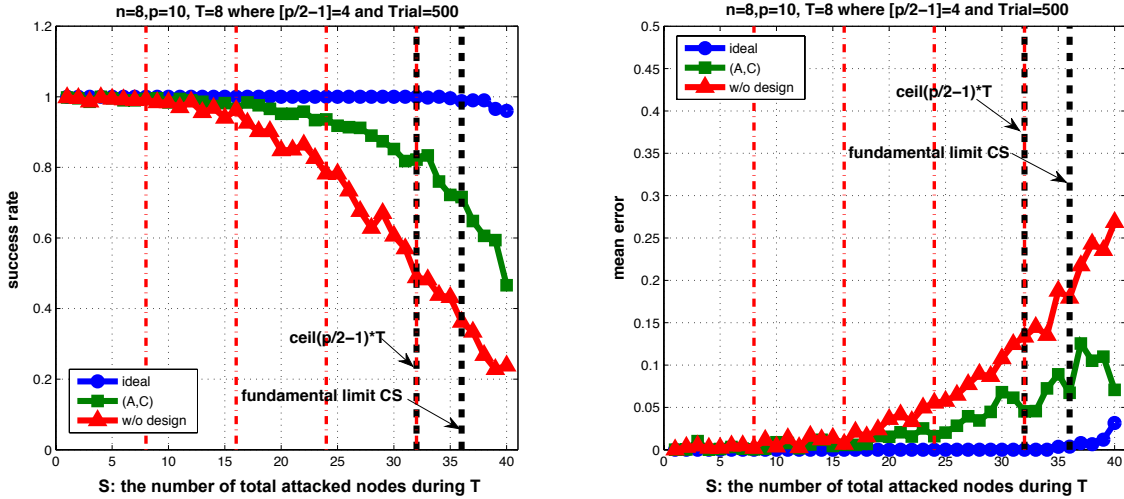


Fig. 1. Success rate and mean error of l_1 decoder on different systems (ideal coding matrix, designed state feedback and poorly designed system with $n = 8$, $p = 10$ and $T = n$, where black dot lines show the fundamental limit for dynamical systems and ideal coding matrix case respectively. We see that as the number of attacked nodes increase, success rate decreases. Also, by designing state feedback gain properly, we improve success rate and decrease mean error.

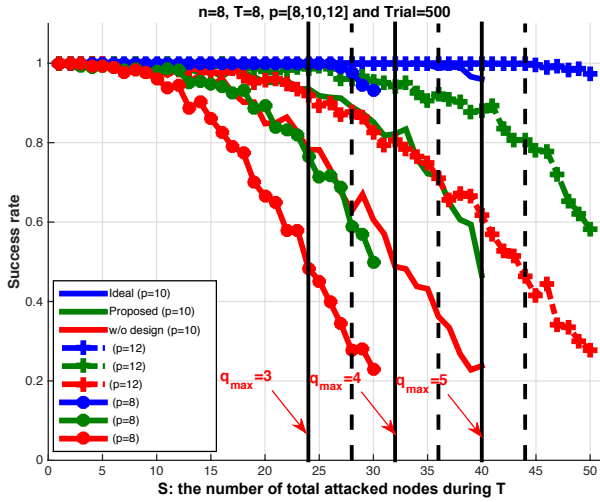


Fig. 2. Success rate and mean error of l_1 decoder on three different systems (ideal coding matrix, designed state feedback and poorly designed system with $n = 8$ and $T = n$) with different $p = [8, 10, 12]$. Black solid lines show the fundamental limit for dynamical systems and black dashed lines show the fundamental limit for the ideal coding matrix case. We see that as the number of attacked nodes increases, the success rate decreases. Also, by designing the state feedback gain properly, we improve success rate and decrease mean error.

conditions $x^{(0)}$ were randomly generated from the standard Gaussian distribution and the set of attacked nodes are chosen at random and can change over time. Since we increase S in steps of 1 as shown in Figure 1, we first distribute $q = \lfloor S/T \rfloor$ attacks arbitrary for each time step t and randomly distribute the remaining $(S - q \cdot T)$ attacks amongst $e^{(0)}, \dots, e^{(T-1)}$. For example, in Figure 1, for $S = 20$, we have at least 2 attacks for each $e^{(t)}$ where $t = \{0, \dots, 7\}$ and distribute the remaining 4 attacks arbitrary.

Figures 1 and 2 show the performance of our proposed decoder on three different systems: (1) an ideal random coding matrix (i.e., with i.i.d. Gaussian entries), (2) a LTI

system with a state feedback controller designed using the method in Section IV-A and (3) a LTI system with a poorly designed feedback controller. The performance metric used is the *success rate*, which is defined as the fraction of the total 500 trials that our decoder is able to perfectly recover the attack signals. System 1 acts as the baseline for the comparison because a random coding matrix has good RIP and represents the best achievable decoding performance. However it is not a realistic dynamical system. For a realistic LTI system, the coding matrix Φ is constructed by stacking CA^t 's as in (6) where $t = \{0, \dots, T-1\}$. This structural constraint can reduce the restricted isometry constant (i.e., a measure of how good the RIP is, larger restricted isometry constants correspond to better RIP), and indeed, the success rates for system 3 are lower than those for system 1. Figure 1 also shows that by designing the feedback controller, we can recover some of the lost RIP due to the structure in the system dynamics, and improve the success rate (system 2). Fundamental limits of the l_1 -optimization for both secure decoding and ideal coding are also shown in Figure 1.

Figure 2 shows that as S increases, more measurements (p) are needed to correctly recover the state of the system. In practice, this can be done by fusing different types of measurements and sensors together. For example, consider a simplified UAV dynamics where $x = [p_x, p_y, p_z, v_x, v_y, v_z]^T$ and $p_{(\cdot)}$'s and $v_{(\cdot)}$'s represent positions and velocities, respectively. The observation equations of the IMU and GPS are as follows:

$$C_{IMU} = [\mathbf{0}_{3 \times 3} \quad \mathbf{I}], C_{GPS} = [\mathbf{I} \quad \mathbf{0}_{3 \times 3}]$$

By combining measurements from both IMU and GPS, we can increase the types of measurements (p), $C = [C_{IMU}; C_{GPS}] \in \mathbb{R}^{6 \times n}$.

Finally, we want to point out that $T = n = 8$ in all these simulations, which is much smaller than that dictated by Theorem 1 ($T = 35$). Nevertheless, our decoder's success rates are quite high: in Figure 1, it achieves success rates of more than 0.8 for system 2 for all attacks where the number of

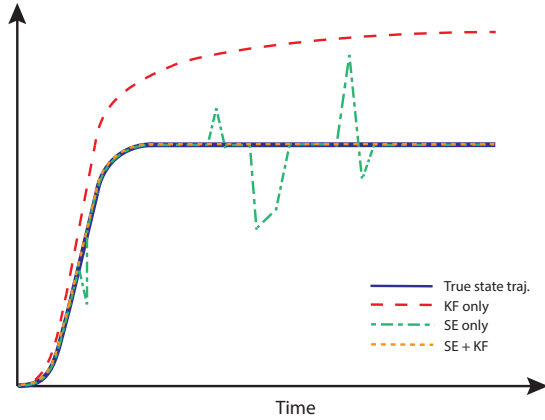


Fig. 3. Illustrative comparison of three schemes: KF only (KF), secure estimator only (SE), secure estimator with a KF (SE+KF). KF fails to estimate the true state as attack signal is non-Gaussian. SE correctly estimates the system state most of the time but has occasional large estimation errors. SE+KF tracks the true state trajectory perfectly.

attacked nodes is below the maximum number of correctable errors, in Figure 2, these success rates increase to above 0.9 when 12 measurements are available. These results suggest that the sufficient condition on T given in Theorem 1 is conservative, and can be relaxed in practice.

C. Combination of Secure Estimation and Kalman Filter

Consider the state estimation problem for the following LTI system under attack:

$$\begin{aligned} x^{(t+1)} &= Ax^{(t)} + Bu^{(t)} + w^{(t)} \\ y^{(t)} &= Cx^{(t)} + e^{(t)} + v^{(t)} \end{aligned} \quad (14)$$

where $x^{(t)}$, $y^{(t)}$, $u^{(t)}$ and $e^{(t)}$ are as defined in (5); w and v are zero mean i.i.d. Gaussian process noise and measurement noise, respectively.

We can model the attack signal as noise and use a KF to estimate the states. More specifically, one would define a new measurement noise vector $\tilde{v}^{(t)} = e^{(t)} + v^{(t)}$, so that the measurement equation becomes $y^{(t)} = Cx^{(t)} + \tilde{v}^{(t)}$. A KF can then estimate the states from the inputs $u^{(t)}$ and the corrupted measurements $y^{(t)}$ [7]. However, KFs are derived using the assumption that both process and measurement noises are zero mean i.i.d. white Gaussian processes, but attack signals are usually erratic and may be poorly modeled by Gaussian processes [7]. For example, in GPS spoofing attacks, attack signals are often structured to resemble normal GPS signals or can be genuine GPS signals captured elsewhere. When the system is subjected to attacks that are poorly modeled by Gaussian processes, a KF is expected to fail to recover the true states. Figure 3 gives an illustrative example where an attack signal that increases linearly with time is injected into the measurements of state x_i . The red dashed line shows a plausible estimated state trajectory from a KF.

On the other hand, our proposed secure decoder works for arbitrary and unbounded attacks. Nevertheless, Figures 1 and 2 show that when the number of attacked nodes are close to the theoretical maximum number of correctable errors, our

decoder occasionally fails to perfectly recover the states. The green dashed line in Figure 3 depicts a possible result from this decoder: the estimated state trajectory follows the true trajectory most of the time with occasional errors.

Therefore, to improve the performance, we propose to combine our secure decoder with a KF as follows:

Algorithm 1 Combined secure estimator with KF

- 1: Initialize the KF
 - 2: **for** each t **do**
 - 3: **if** $t \geq T$ **then**
 - 4: Estimate the attack signal at time t , $\hat{e}^{(t)}$, using secure estimator
 - 5: **else**
 - 6: Set $\hat{e}^{(t)} = 0$
 - 7: **end if**
 - 8: Form a new measurement equation: $\tilde{y}^{(t)} = Cx^{(t)} + \tilde{v}^{(t)}$, where $\tilde{y}^{(t)} = y^{(t)} - \hat{e}^{(t)}$ and $\tilde{v}^{(t)} = e^{(t)} - \hat{e}^{(t)} + v^{(t)}$
 - 9: Apply standard KF using u and \tilde{y}
 - 10: **end for**
-

The intuition is that the secure decoder acts as a pre-filter for the KF, so that $\tilde{v}^{(t)}$ is close to a zero mean i.i.d. Gaussian process even when the true attack signal $e^{(t)}$ is not. More specifically, the secure decoder usually perfectly recovers $e^{(t)}$, thus $e^{(t)} - \hat{e}^{(t)} = 0$ and $\tilde{v}^{(t)} = v^{(t)}$. What happens when the secure decoder fails? Equation (6) shows that the estimated state at time t , $\hat{x}^{(t)}$, does not directly depend on the estimated state at another time point $\hat{x}^{(\tau)}$ ($t \neq \tau$). As a result, when the secure decoder fails, its estimation error, $e^{(t)} - \hat{e}^{(t)}$, appears to be quite random. Putting these together: $\tilde{v}^{(t)} = e^{(t)} - \hat{e}^{(t)} + v^{(t)}$ is closer to a zero mean white Gaussian process than the original attack signal $e^{(t)}$, and this improves the KF's performance.

Finally, the *if* statement in Algorithm 1 ensures that the secure estimator always has access to T past measurements, as required by Theorem 1. A more realistic example illustrating these behaviors is shown in Figure 8.

V. NUMERICAL EXAMPLES

On February 15, 2015, the Federal Aviation Administration proposed to allow routine use of certain small, non-recreational UAVs in today's aviation system [29]. Thus in the near future, we may see thousands of UAVs such as Amazon Prime Air [30] and Google Project Wing vehicles [31] sharing the airspace simultaneously. To ensure safety of this immense UAV traffic, UAVs may periodically update their position and velocity measurements wirelessly to a Remote Control Center (RCC) for traffic management (Channel 1 in Figure 4). At the same time, UAVs may broadcast this information to other UAVs in its vicinity for collaborative collision avoidance (Channel 2 in Figure 4). Finally, autonomous UAVs may use GPS for their position measurements (Channel 3 in Figure 4). All these communication channels are subject to cyber attacks. If corrupted information are used in collision avoidance or path planning algorithm, they can lead to possible collisions or loss of UAVs, causing physical and financial damage and even injury to civilians. To help protect against these attacks and

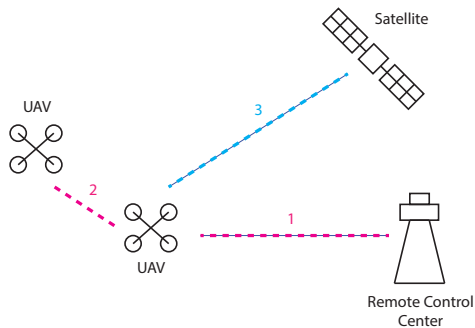


Fig. 4. Different communication channels that are subject to adversarial attacks.

consequences, participating entities such as the UAVs and the RCC can use secure estimation to estimate a target UAV's true position and velocity before using any received information for collision avoidance, for instance. In this section, we focus on 2 types of adversarial cyber attacks on UAVs and demonstrate the effectiveness of our secure estimator through simulations.

A. UAV Model

We consider a quadrotor with the following dynamics:

$$\begin{aligned} x^{(t+1)} &= A_0 x^{(t)} + B u^{(t)} + k + w^{(t)} \\ y^{(t)} &= C x^{(t)} + e^{(t)} + v^{(t)} \end{aligned} \quad (15)$$

where $x = [p_x, v_x, \theta_x, \dot{\theta}_x, p_y, v_y, \theta_y, \dot{\theta}_y, p_z, v_z]^T$ is the state vector. p_x, p_y and p_z represent the quadrotor's position along the x, y and z axis, respectively. v_x, v_y and v_z represent its velocities. θ_x and θ_y are the pitch and roll angles respectively, $\dot{\theta}_x$ and $\dot{\theta}_y$ are their corresponding angular velocities. $u = [\theta_{r,x}, \theta_{r,y}, F]^T$ is the input vector: $\theta_{r,i}$ is the reference pitch or roll angle, and F is the commanded thrust in the vertical direction. $y = [\tilde{p}_x, \tilde{p}_y, \tilde{p}_z]^T$ represents compromised position measurements from the GPS under attack signal e . w and v represent process and measurement noise respectively. k is a constant vector which represents gravitational effects, and can be dropped without loss of generality because we can always subtract it out in u . $A_\theta^{i,j}$ refers to the ij -th entry of the subsystem matrix of the discretized rotational dynamics A_θ ,

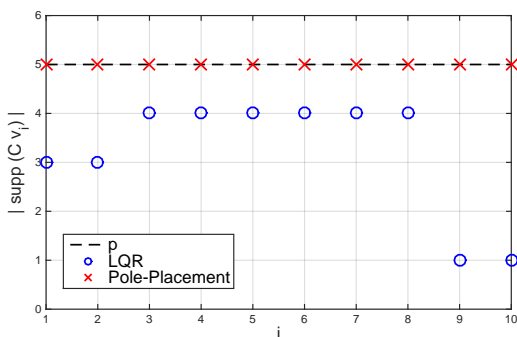


Fig. 5. $|\text{supp}(Cv_i)|$ for all eigenvectors v_i of closed-loop matrix A for 2 feedback controllers: a LQR and a controller designed by pole-placement. Black dashed line is at $p = 5$, i.e., the number of measurements.

and B_θ^i refers to the i -th entry of the input-to-state map B_θ for the discretized rotational dynamics. T_s is the discrete time step, g is the gravitational acceleration, m is the mass of the quadrotor and K_T is a thrust coefficient. Further details about this model and its derivation can be found in [32]. Finally, the matrix C depends on the particular measurements taken in each example.

B. Decoder Design via Pole-Placement

Assume that the UAV uses the state feedback control law $u^{(t)} = Gx^{(t)}$, where G is the feedback matrix which can be designed³. If the pair (A_0, B) is controllable, then we can choose G to place the closed loop poles anywhere in the complex plane. We first design a Linear Quadratic Regulator (LQR) and evaluate its secure estimation performance by checking whether the sufficient condition for q -error correction (i.e., $|\text{supp}(Cv_i)| > q$ for all i) holds. Figure 5 shows the results for a matrix $C \in \mathbb{R}^{5 \times 10}$ (i.e., 5 measurements) and observe that $|\text{supp}(Cv_i)| < p = 5$ for $i = 1, 2, 9$ and 10. Furthermore, $|\text{supp}(Cv_i)| = 1 > 0$ for $i = 9$ and 10, therefore the resulting secure decoder can correct zero errors! To improve the secure estimation performance, we perturb the closed-loop poles slightly until $|\text{supp}(Cv_i)| = p$ for all i , as shown in Figure 5. Therefore the resulting secure decoder can achieve the maximum number of correctable errors within the limits of p (i.e., the number of measurements). By keeping the perturbations on the poles small, our final controller achieves both good control and estimation performances (see Figure 6).

C. UAV under Adversarial Attack

1) *MITM Attack in Communication with a RCC or with other UAVs*: In this section, we consider MITM attacks targeted at Channels 1 and 2 in Figure 4, where a malicious agent spoofs the information being sent and/or received over these channels. The goal of the RCC or other UAVs is to accurately estimate the true flight path of a target UAV from corrupted measurements. Note that the true path of the target UAV is unaffected by the attack. Assume that the attacker spoofs the position measurements in order to deceive the receiver that the target UAV is deviating in the x -direction, i.e., he/she injects a continuous and increasing signal in the x -position measurement. To make the estimation task even harder for the receiver, the attacker also injects a random Gaussian noise to an additional measurement, and the choice of this measurement can change at each time step.

In this example, we first demonstrate the effectiveness of our proposed decoder design via pole-placement method by comparing the estimation performance of the decoder resulting from (1) a LQR controller and (2) a controller designed using pole-placement as described in the previous section. We then implement the latter feedback controller, and compare the performance of three different state estimation schemes: (1) KF only (KF), (2) secure estimator only (SE), and (3) secure estimator combined with KF (KF+SE).

³In the GPS spoofing example, direct uncorrupted state measurements are not available. Therefore a KF is used to give estimated states which are then used for state feedback control.

$$A_0 = \begin{bmatrix} 1 & T_s & g \cdot \frac{T_s^2}{2} & 0 & 0 & 0 & 0 & 0 & 0 & 0 \\ 0 & 1 & gT_s & 0 & 0 & 0 & 0 & 0 & 0 & 0 \\ 0 & 0 & A_\theta^{11} & A_\theta^{12} & 0 & 0 & 0 & 0 & 0 & 0 \\ 0 & 0 & A_\theta^{21} & A_\theta^{22} & 0 & 0 & 0 & 0 & 0 & 0 \\ 0 & 0 & 0 & 0 & 1 & T_s & g \cdot \frac{T_s^2}{2} & 0 & 0 & 0 \\ 0 & 0 & 0 & 0 & 0 & 1 & g \cdot T_s & 0 & 0 & 0 \\ 0 & 0 & 0 & 0 & 0 & 0 & A_\theta^{11} & A_\theta^{12} & 0 & 0 \\ 0 & 0 & 0 & 0 & 0 & 0 & A_\theta^{21} & A_\theta^{22} & 0 & 0 \\ 0 & 0 & 0 & 0 & 0 & 0 & 0 & 0 & 1 & T_s \\ 0 & 0 & 0 & 0 & 0 & 0 & 0 & 0 & 0 & 1 \end{bmatrix}, B = \begin{bmatrix} 0 & 0 & 0 \\ 0 & 0 & 0 \\ B_\theta^1 & 0 & 0 \\ B_\theta^2 & 0 & 0 \\ 0 & 0 & 0 \\ 0 & 0 & 0 \\ 0 & B_\theta^1 & 0 \\ 0 & B_\theta^2 & 0 \\ 0 & 0 & \frac{k_T \cdot T_s^2}{2m} \\ 0 & 0 & \frac{k_T \cdot T_s}{m} \end{bmatrix}, \quad (16)$$

Throughout this example, $y \in \mathbb{R}^5$, measurements include the x , y and z positions and 2 additional randomly selected states. The left plots in Figure 6 show the true attack signal on all 5 sensors (solid lines) and the estimated attack signals (dashed lines) by the secure decoder if the feedback controller is a LQ regulator (top) or one designed via pole-placement (bottom). It is obvious that the latter estimates the attack signal much more accurately. The right plots of this figure highlights this observation by explicitly showing the estimation error of the attack signal for each measurement.

The same information is shown in Figure 7, where each row corresponds to one sensor, and the first 3 rows are the x , y and z position measurements, respectively. This figure highlights three points: first, the attacked sensors change with time; second, the number of attacked sensors at each time t is less or equal to 2; third, only position measurements are corrupted.

Figure 8 shows the estimated flight paths by all three methods. The true path of the UAV (solid blue line) starts from the position marked by the blue triangle and ends at the position marked by the blue square. KF fails to filter out the attack signal in the x -position measurements as the attack is highly non-Gaussian, and the estimated trajectory (dashed red line) significantly differs from the true one. On the other hand, SE correctly estimates some portions of the trajectory and the final position of the vehicle, nevertheless it produces spontaneous errors in the x direction. Finally the combined method KF+SE perfectly recovers the true path of the target UAV.

2) *GPS Spoofing*: In this section, we focus on adversarial attacks in the GPS navigation system (Channel 3 in Figure 4). Consider the scenario where a UAV uses a Linear Quadratic Gaussian (LQG) controller to follow a desired path, $x_r^{(t)}$, designed by LQ control. In other words, a KF takes compromised and noisy measurements $y^{(t)}$ and outputs a state estimate $\hat{x}^{(t)}$, which is then used for state feedback control: $u^{(t)} = G(\hat{x}^{(t)} - x_r^{(t)})$, where G is the feedback matrix. Note that in the previous example (Section V-C1), the feedback controller had access to uncorrupted state measurements $x^{(t)}$, therefore the true path of the UAV is unaffected by attacks. On the other hand, in this example, the UAV uses estimated states $\hat{x}^{(t)}$ for feedback control and path following. Hence, if measurements are corrupted and the state estimates are poor, then the UAV may not be able to follow its desired path and may deviate away from it. The goal is to correctly estimate the

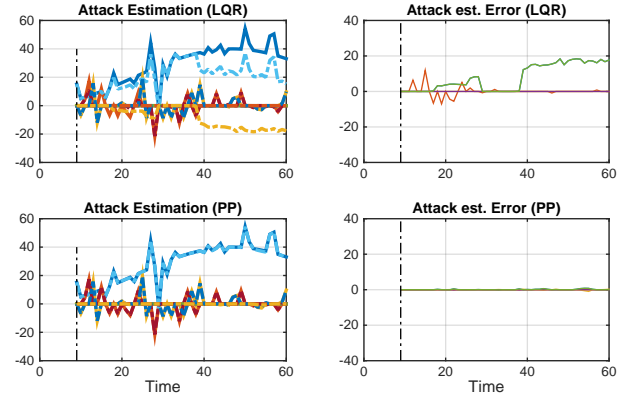


Fig. 6. True attack signal, estimated attack signal and estimation error in the attack signal of the estimator (SE) with 2 different feedback controllers: LQR, controller designed via pole-placement (PP); with 5 measurements. In the left plots, solid lines are true attack signals, dashed lines are estimated signals. The right plots show the estimation error in the attack signal.

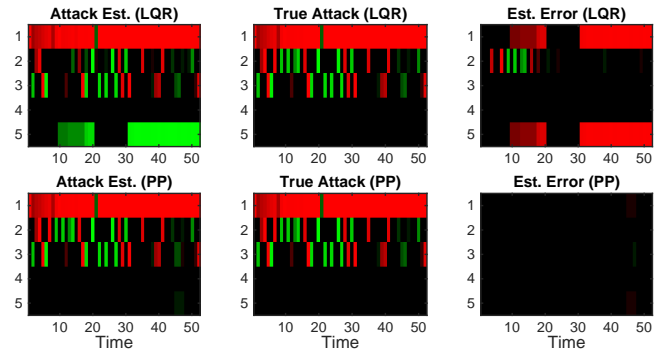


Fig. 7. Estimated attack signal, true attack signal and estimation error in the attack signal of the estimator (SE) with 2 different feedback controllers: LQR, controller designed via pole-placement (PP); with 5 measurements. Left column shows estimated attack signals. Middle column shows true attack signal. Right column shows estimation error. Each row corresponds to one type of measurement. Red pixels indicate positive values, green pixels indicate negative values and black indicates zero.

true states of the UAV and therefore, follow the desired path. Assume an attacker spoofs the GPS position measurements in order to deviate the UAV from its planned path. He/she injects a sinusoidal signal to x -position measurement, as well as a Gaussian noise to a randomly chosen position measurement at each time step.

In this example, we explore the effect of the number of

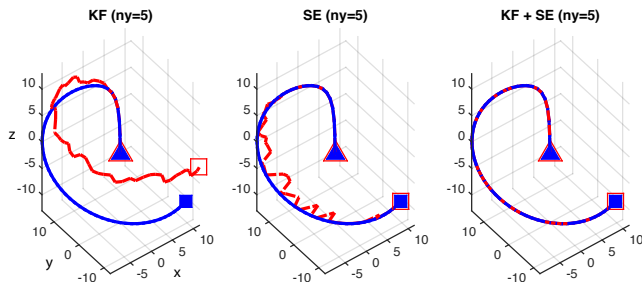


Fig. 8. Estimated UAV trajectory by three methods under MITM attack: KF only (KF), secure estimator only (SE), secure estimator with KF (KF+SE). Solid blue lines are the true UAV trajectories. They start from the blue triangle and end at the blue square. Red dotted lines represent estimated trajectories by each method, with 5 measurements.

sensor measurements on the secure estimation performance of two schemes: (a) KF only, (b) KF+SE. We first assume that the UAV only uses GPS for navigation, i.e., 3 positional measurements. Figure 9 shows that KF completely fails to estimate the attack signal (KF, $n_y = 3$, plots in Row 1), consequently the actual UAV trajectory (red dashed line) deviates significantly from its desired path (solid blue line) as shown in Figure 10, and deviations are largest along the x - and z -axis (Figure 11). On the other hand, Figures 9 (KF + SE, $n_y = 3$) shows that KF+SE's estimated attack signals are significantly more accurate with only a small estimation error in the x -position (plots in Row 2). Therefore the UAV can follow its planned path much more closely (Figures 10 and 11). Recall from Proposition 4 that the maximum number of correctable errors for a system with p measurements is $\lceil p/2 - 1 \rceil$, which equals 1 in this case. There are at most 2 attacked nodes at any time t in this example, which exceeds the above limit. This explains the estimation error in the x -position. Despite this small estimation error, the combined scheme KF+SE still outperforms the KF on its own.

We now show the effect of increasing the number of measurements (n_y , or equivalently p) through sensor fusion, on the estimation performance and consequently, the UAV's path following performance. Autonomous UAVs often use IMUs in addition to GPS for navigation, the former provides additional measurements such as the UAV's velocities, pitch and roll angles. Figure 9 shows that increasing the number of measurements has no effect on the KF's estimation accuracy (compare plots in Rows 1, 3 and 5). Even when 8 measurements are used the UAV equipped with a KF still fails to follow the desired path (Figures 10 and 11). On the other hand, increasing the number of measurements improves the estimation performance of the secure decoder SE and consequently the performance of the combined scheme KF+SE (compare plots in Rows 2, 4 and 6 in Figure 9). Observe that for both 3 and 5 measurements, the combined scheme KF+SE perfectly estimate the attack signals and therefore, can completely subtract them out from the corrupted measurements. As a result, the UAV can follow its original planned path perfectly (KF + SE $n_y = 5$, KF + SE $n_y = 8$ in Figures 10 and 11).

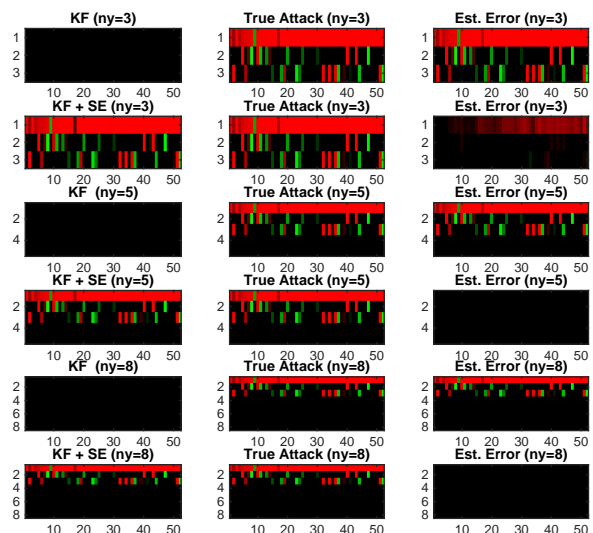


Fig. 9. Estimated attack signal, true attack signal and estimation error in different cases: KF and KF+SE, each using 3, 5 and 8 different measurements. Left column shows estimated attack signals. Middle column shows true attack signal. Right column shows estimation error. Each row corresponds to one sensor measurement and the first three rows in each plot are the x , y and z position measurements, respectively. Red pixels indicate positive values, green pixels are negative values and black indicates zero.

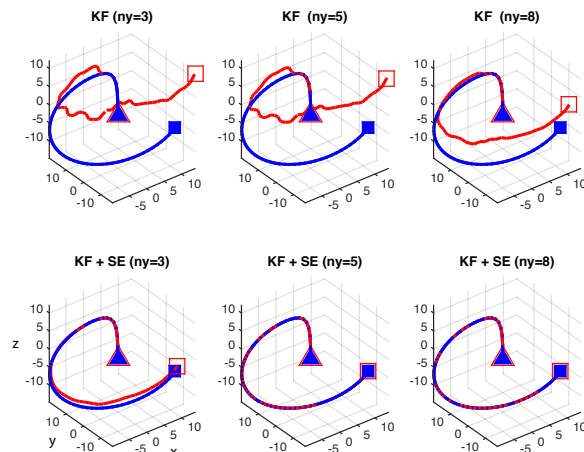


Fig. 10. Desired and actual UAV trajectory in different cases: KF and KF+SE, each using 3, 5 and 8 different measurements. Blue solid lines are the desired trajectory. Red dash lines are the actual UAV trajectory under adversarial attack.

VI. CONCLUSION

In this paper, we consider the problem of secure estimation for CPS under adversarial attacks. Unlike [1] where the attacked nodes are assumed to be fixed, we allow the set of attacked nodes to change over time, and propose a computationally efficient secure decoder for the latter scenario that works for arbitrary and unbounded attacks. In addition, we propose to combine the secure decoder with a KF for improved practical performance. We demonstrate through numerical examples, that our proposed secure estimator based KF outperforms standard KF. Furthermore, we illustrate practical

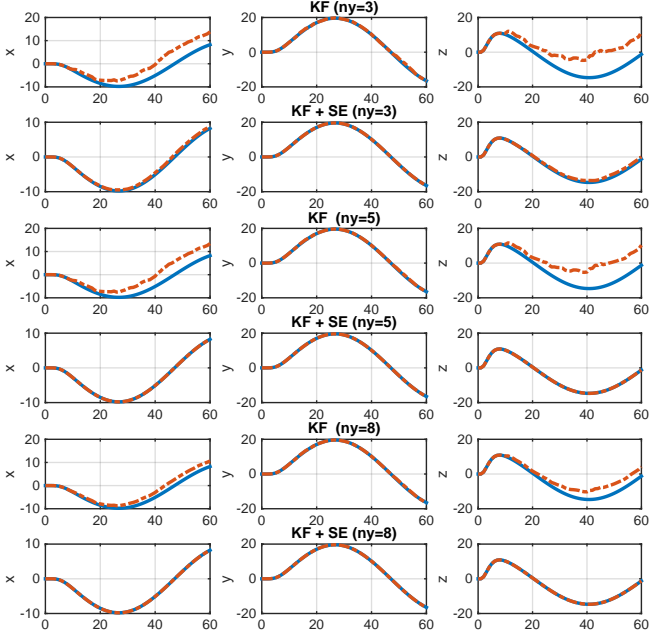


Fig. 11. Desired and actual UAV trajectory in different cases: KF and KF+SE, each using 3, 5 and 8 different measurements. Blue solid lines are the desired x , y and z trajectories. Red dashed lines are the actual UAV trajectories under adversarial attack.

applications of secure estimation in UAVs under adversarial cyber attacks. This is important not only for today's aviation system but also UAV delivery systems in the near future.

APPENDIX

(Proof of Theorem 1)

In the following lemmas and proposition, we assume the following:

- 1) $A \in \mathbb{R}^{n \times n}$ has n distinct positive eigenvalues such that $0 < \lambda_1 < \lambda_2 < \dots < \lambda_n$.
- 2) $C \in \mathbb{R}^{p \times n}$ is full rank.
- 3) The pair (A, C) is observable.
- 4) $\forall v_i \in \mathbb{R}^n$ where $Av_i = \lambda_i v_i$ (i.e., v_i is an eigenvector of A), $|\text{supp}(Cv_i)| > 2q$.

Recall that we want to show that $|\text{supp}(\Phi v_i)| > 2q \cdot T$ for all eigenvectors v_i of A , then $|\text{supp}(\Phi z)| > 2q \cdot T$ for all $z \in \mathbb{R}^n \setminus \{0\}$. Now, A has n distinct eigenvalues, hence the eigenvectors of A form a basis for \mathbb{R}^n , and any $z \in \mathbb{R}^n$ can be expressed in the eigenbasis of A , i.e., $z = \sum_{i=1}^n \alpha_i v_i$. Therefore, $\Phi z = \sum_{i=1}^n \alpha_i \Phi v_i$, and thus, the only way that the number of nonzero terms in Φz may be less than $2q \cdot T$ is if too many nonzero terms in Φv_i are cancelled during this summation. In other words, there are rows that are nonzero in the vectors Φv_i , however after the scaling by α_i 's and summation, these rows become zero in Φz . Therefore our goal is to prove upper bounds on the number of such cancellations, and use these upper bounds to derive a value of T such that even in the worst case (i.e., with most number of cancellations), the number of nonzero terms in Φz is greater than $2q \cdot T$ for all $z \in \mathbb{R}^n \setminus \{0\}$.

Before we present the proof, we define the following notations: c_i^\top is the i -th row of C , $\mathbf{v} \triangleq [v_1 \ v_2 \ \dots \ v_n] \in \mathbb{R}^{n \times n}$, $\Lambda \triangleq \text{diag}\{\lambda_1, \dots, \lambda_n\} \in \mathbb{R}^{n \times n}$. For all $z \in \mathbb{R}^n$, $z = \mathbf{v} \cdot \alpha$ where $\alpha = [\alpha_1, \alpha_2, \dots, \alpha_n]^\top$. In addition, with these notations, $\Phi z = [C\mathbf{v}\alpha; C\mathbf{v}\Lambda\alpha; \dots; C\mathbf{v}\Lambda^{T-1}\alpha]$.

We will first consider two simple cases where z is spanned by two and three eigenvectors ($m = 2$ and $m = 3$) respectively, and then generalize the results to $3 < m \leq n$. The proofs use the following result.

Lemma 4. For m real numbers $0 < \lambda_1 < \lambda_2 < \dots < \lambda_m$, and m positive integers $0 < x_1 < x_2 < \dots < x_m$, the Generalized Vandermonde matrix $GV(\lambda_1, \dots, \lambda_m; x_1, \dots, x_m)$ defined as

$$GV(\lambda_1, \dots, \lambda_m; x_1, \dots, x_m) = \begin{bmatrix} \lambda_1^{x_1} & \lambda_2^{x_1} & \dots & \lambda_m^{x_1} \\ \lambda_1^{x_2} & \lambda_2^{x_2} & \dots & \lambda_m^{x_2} \\ \vdots & \vdots & \ddots & \vdots \\ \lambda_1^{x_m} & \lambda_2^{x_m} & \dots & \lambda_m^{x_m} \end{bmatrix}, \quad (17)$$

is nonsingular.

Proof. $GV(\lambda_1, \dots, \lambda_m; x_1, \dots, x_m)$ is a submatrix of a Vandermonde matrix $V(\lambda_1, \dots, \lambda_{T-1})$ defined as

$$V(\lambda_1, \dots, \lambda_{T-1}) = \begin{bmatrix} 1 & 1 & \dots & 1 \\ \lambda_1 & \lambda_2 & \dots & \lambda_{T-1} \\ \lambda_1^2 & \lambda_2^2 & \dots & \lambda_{T-1}^2 \\ \vdots & \vdots & \ddots & \vdots \\ \lambda_1^{T-1} & \lambda_2^{T-1} & \dots & \lambda_{T-1}^{T-1} \end{bmatrix}. \quad (18)$$

where T is a positive integer, $0 < \lambda_1 < \lambda_2 < \dots < \lambda_{T-1}$, $\{x_1, x_2, \dots, x_m\} \subseteq \{0, 1, \dots, T-1\}$ and $\{\lambda_1, \dots, \lambda_m\} \subseteq \{\lambda_1, \dots, \lambda_{T-1}\}$.

$V(\lambda_1, \dots, \lambda_{T-1})$ is a Totally Positive (TP) matrix [33], and by definition of TP matrices, all minors of $V(\lambda_1, \dots, \lambda_{T-1})$, i.e., the determinant of all submatrices of $V(\lambda_1, \dots, \lambda_{T-1})$, are positive. Therefore $GV(\lambda_1, \dots, \lambda_m; x_1, \dots, x_m)$ is nonsingular. \square

Lemma 5. ($m = 2$) Consider $z = \sum_{i=1}^2 \alpha_i v_i$ (i.e., $\alpha_1 \neq 0$, $\alpha_2 \neq 0$, $\alpha_j = 0, \forall j \geq 3$):

- 1) If there exists $i \in \{1, 2, \dots, p\}$ such that $c_i^\top v_1 \neq 0$ and $c_i^\top v_2 \neq 0$ but the i -th row of $C\mathbf{v}\Lambda^k\alpha = 0$, i.e., there is a cancellation of the i -th row at time k , then the i -th row of $C\mathbf{v}\Lambda^l\alpha \neq 0$ for all $l \in \{0, \dots, T-1\}$ where $l \neq k$. In other words, there cannot be another cancellation of the i -th row at any other time step, or equivalently, there is a maximum of one cancellation of the i -th row over T time steps.
- 2) If we choose $T > \frac{\min\{s_1, s_2\}}{\max\{s_1, s_2\} - 2q}$, then $|\text{supp}(\Phi z)| > 2q \cdot T$.

Proof. (1) (Suppose not) There exist $l \neq k$ and $l \in \{0, \dots, T-1\}$ such that $c_i^\top \mathbf{v}\Lambda^l\alpha = c_i^\top \mathbf{v}\Lambda^k\alpha = 0$:

$$\begin{aligned} 0 &= c_i^\top [v_1 \ v_2] \begin{bmatrix} \alpha_1 & 0 \\ 0 & \alpha_2 \end{bmatrix} \begin{bmatrix} \lambda_1^l \\ \lambda_2^l \end{bmatrix} \\ &= c_i^\top [v_1 \ v_2] \begin{bmatrix} \alpha_1 & 0 \\ 0 & \alpha_2 \end{bmatrix} \begin{bmatrix} \lambda_1^k \\ \lambda_2^k \end{bmatrix} \end{aligned}$$

Without loss of generality, assume $l < k$. We can reformulate above equation as follows:

$$\begin{bmatrix} \lambda_1^l & \lambda_2^l \\ \lambda_1^k & \lambda_2^k \end{bmatrix} \begin{bmatrix} \alpha_1 & 0 \\ 0 & \alpha_2 \end{bmatrix} \begin{bmatrix} v_1^\top \\ v_2^\top \end{bmatrix} c_i = \begin{bmatrix} 0 \\ 0 \end{bmatrix}.$$

Now, the first matrix on the left hand side (LHS) is a Generalized Vandermonde matrix $GV(\lambda_1, \lambda_2; l, k)$ with $0 < \lambda_1 < \lambda_2$ and $0 < l < k$, thus by Lemma 4 it is nonsingular. The second matrix on the LHS is also nonsingular as $\alpha_1 \neq 0$ and $\alpha_2 \neq 0$. Therefore we must have $v_1^\top c_i = v_2^\top c_i = 0$ (contradiction, since $c_i^\top v_1 \neq 0$ and $c_i^\top v_2 \neq 0$ by assumption).

(2) Let L_1, L_2, L_{12} be three disjoint subsets of $\{1, \dots, p\}$ such that $L_1 = \text{supp}(Cv_1) \cap \text{supp}(Cv_2)^c$, $L_2 = \text{supp}(Cv_2) \cap \text{supp}(Cv_1)^c$, and $L_{12} = \text{supp}(Cv_1) \cap \text{supp}(Cv_2)$ where the superscript c represents the set complement. Then, $\text{supp}(Cv_1) = L_1 \oplus L_{12}$, $\text{supp}(Cv_2) = L_2 \oplus L_{12}$, $s_1 \triangleq |\text{supp}(Cv_1)| = |L_1 \oplus L_{12}| > 2q$, $s_2 \triangleq |\text{supp}(Cv_2)| = |L_2 \oplus L_{12}| > 2q$ and $s_{12} \triangleq |L_{12}| \leq \min\{s_1, s_2\}$. Also, possible cancellations only occur in the subset L_{12} by definition.

$$\begin{aligned} |\text{supp}(\Phi z)| &= |\text{supp}(\alpha_1 \Phi v_1 + \alpha_2 \Phi v_2)| \\ &= T \cdot (s_1 - s_{12}) + T \cdot (s_2 - s_{12}) \\ &\quad + \sum_{k=0}^{T-1} (s_{12} - s_{r,12}^k) \\ &= T \cdot (s_1 + s_2 - s_{12}) - \sum_{k=0}^{T-1} s_{r,12}^k \\ &\geq T \cdot (s_1 + s_2 - \min\{s_1, s_2\}) - \sum_{k=0}^{T-1} s_{r,12}^k \end{aligned}$$

where $s_{r,12}^k$ is the number of cancelled support in L_{12} at time step k . More specifically, $i \in s_{r,12}^k$ if $c_i^\top v_1 \neq 0$ and $c_i^\top v_2 \neq 0$, but $c_i^\top v \Lambda^k \alpha = 0$. From (1), we have the followings:

$$\begin{aligned} s_{r,12}^0 &\leq |L_{12}| \\ s_{r,12}^1 &\leq |L_{12}| - s_{r,12}^0 \\ s_{r,12}^2 &\leq |L_{12}| - s_{r,12}^0 - s_{r,12}^1 \\ &\vdots \\ s_{r,12}^{T-1} &\leq |L_{12}| - \sum_{k=0}^{T-2} s_{r,12}^k \end{aligned}$$

Thus, $\sum_{k=0}^{T-1} s_{r,12}^k \leq |L_{12}| \leq \min\{s_1, s_2\}$, and

$$|\text{supp}(\Phi z)| \geq T \cdot \max\{s_1, s_2\} - \min\{s_1, s_2\} > 2q \cdot T. \quad \square$$

Lemma 6. ($m = 3$) Consider $z = \sum_{i=1}^3 \alpha_i v_i$ where $\alpha_1 \neq 0$, $\alpha_2 \neq 0$, $\alpha_3 \neq 0$ and $\alpha_i = 0$ for $i = \{4, 5, \dots, n\}$.

- 1) $\sum_{k=0}^{T-1} s_{r,123}^k \leq 2 \cdot s_{123}$ where $s_{123} = |L_{123}| = |\text{supp}(Cv_1) \cap \text{supp}(Cv_2) \cap \text{supp}(Cv_3)|$.
- 2) If we choose $T > \frac{p + \min\{s_1, s_2, s_3\}}{\max\{s_1, s_2, s_3\} - 2q}$, then $|\text{supp}(\Phi z)| > 2q \cdot T$.

Proof. (1) Claim: the i -th row of $Cv \Lambda^k \alpha$ is cancelled at most 2 times over T time steps, i.e. for at most 2 distinct values of $k \in \{0, 1, \dots, T-1\}$.

(Suppose not) There exist 3 distinct time steps $d, e, f \in \{0, 1, \dots, T-1\}$ such that $c_i^\top v \Lambda^d \alpha = c_i^\top v \Lambda^e \alpha = c_i^\top v \Lambda^f \alpha = 0$. Without loss of generality, assume $d < e < f$:

$$\begin{bmatrix} \lambda_1^d & \lambda_2^d & \lambda_3^d \\ \lambda_1^e & \lambda_2^e & \lambda_3^e \\ \lambda_1^f & \lambda_2^f & \lambda_3^f \end{bmatrix} \begin{bmatrix} \alpha_1 & 0 & 0 \\ 0 & \alpha_2 & 0 \\ 0 & 0 & \alpha_3 \end{bmatrix} v^\top c_i = \begin{bmatrix} 0 \\ 0 \\ 0 \end{bmatrix}$$

Again, the first matrix on the LHS is a Generalized Vandermonde matrix satisfying the conditions of Lemma 4, hence it is nonsingular. The second matrix on the LHS is also nonsingular as $\alpha_1 \neq 0$, $\alpha_2 \neq 0$ and $\alpha_3 \neq 0$. Therefore we must have $v^\top c_i = 0$ (contradiction). A similar derivation as in Lemma 5 then shows $\sum_{k=0}^{T-1} s_{r,123}^k \leq 2 \cdot s_{123}$.

(2) Consider Cv_1, Cv_2, Cv_3 and Φz :

$\text{supp}(Cv_1)$	$\text{supp}(Cv_2)$	$\text{supp}(Cv_3)$
L_1	$\mathbf{0}$	$\mathbf{0}$
$\mathbf{0}$	L_2	$\mathbf{0}$
$\mathbf{0}$	$\mathbf{0}$	L_3
L_{12}	L_{12}	$\mathbf{0}$
$\mathbf{0}$	L_{23}	L_{23}
L_{13}	$\mathbf{0}$	L_{13}
L_{123}	L_{123}	L_{123}

Without loss of generality, assume $s_3 \geq s_2 \geq s_1$ (recall $s_1 = |L_1 \oplus L_{12} \oplus L_{13} \oplus L_{123}| = |L_1| + s_{12} + s_{13} + s_{123}$):

$$\begin{aligned} |\text{supp}(\Phi z)| &= T \cdot (s_1 - s_{12} - s_{13} - s_{123}) \\ &\quad + T \cdot (s_2 - s_{12} - s_{23} - s_{123}) \\ &\quad + T \cdot (s_3 - s_{23} - s_{13} - s_{123}) \\ &\quad + \sum_{k=0}^{T-1} \left((s_{12} - s_{r,12}^k) + (s_{23} - s_{r,23}^k) \right. \\ &\quad \left. + (s_{13} - s_{r,13}^k) + (s_{123} - s_{r,123}^k) \right) \\ &= T \cdot (s_3 + s_1 + s_2 - s_{12} - s_{13} - s_{23} - 2 \cdot s_{123}) \\ &\quad - \sum_{k=0}^{T-1} (s_{r,12}^k + s_{r,23}^k + s_{r,13}^k + s_{r,123}^k) \\ &\geq T \cdot s_3 - p - s_{123} \geq T \cdot s_3 - p - \min\{s_1, s_2, s_3\} \\ &> 2q \cdot T \end{aligned}$$

where $\sum_{k=0}^{T-1} (s_{r,12}^k + s_{r,23}^k + s_{r,13}^k) \leq s_{12} + s_{23} + s_{13} \leq p - s_{123}$, $\sum_{k=0}^{T-1} s_{r,123}^k \leq 2 \cdot s_{123}$ and $s_{123} \leq \min\{s_1, s_2, s_3\}$ and note that $T > \frac{p + \min\{s_1, s_2, s_3\}}{\max\{s_1, s_2, s_3\} - 2q}$. \square

Proposition 5. Consider m eigenvector combinations ($n \geq m \geq 2$). Then, the total number of cancellations over T time steps satisfies $\sum_{k=0}^{T-1} s_{r,12\dots m}^k \leq (m-1) \cdot s_{12\dots m}$ where $s_{12\dots m} = |\text{supp}(Cv_1) \cap \dots \cap \text{supp}(Cv_m)|$.

Proof. Claim: the i -th row of $Cv \Lambda^k \alpha$ is cancelled at most $(m-1)$ times over T time steps, i.e. for at most $(m-1)$ distinct values of $k \in \{0, 1, \dots, T-1\}$ (Suppose not)

$$\begin{bmatrix} \lambda_1^d & \lambda_2^d & \dots & \lambda_m^d \\ \lambda_1^e & \lambda_2^e & \dots & \lambda_m^e \\ \vdots & \vdots & \ddots & \vdots \\ \lambda_1^r & \lambda_2^r & \dots & \lambda_m^r \end{bmatrix} \begin{bmatrix} \alpha_1 & 0 & \dots & 0 \\ 0 & \alpha_2 & \dots & 0 \\ \vdots & \vdots & \ddots & \vdots \\ 0 & 0 & \dots & \alpha_m \end{bmatrix} v^\top c_i = \begin{bmatrix} 0 \\ \vdots \\ 0 \end{bmatrix}$$

Again, the first matrix on the LHS is a Generalized Vandermonde matrix satisfying the conditions of Lemma 4, hence it is nonsingular. The second matrix on the LHS is also nonsingular as $\alpha_i \neq 0$ for all $i \in \{1, 2, \dots, m\}$. Therefore we must have $\mathbf{v}^\top \mathbf{c}_i = 0$ (contradiction). A similar derivation as in Lemma 5 then shows $\sum_{k=0}^{T-1} s_{r,12\dots m}^k \leq (m-1) \cdot s_{12\dots m}$. \square

ACKNOWLEDGMENT

This work was supported by the NSF CPS project ActionWebs under grant number 0931843, NSF CPS project FORCES under grant number 1239166.

REFERENCES

- [1] H. Fawzi, P. Tabuada, and S. Diggavi, "Secure estimation and control for cyber-physical systems under adversarial attacks," *Automatic Control, IEEE Transactions on*, vol. 59, no. 6, pp. 1454–1467, June 2014.
- [2] E. Candes and T. Tao, "Decoding by linear programming," *Information Theory, IEEE Transactions on*, vol. 51, no. 12, pp. 4203–4215, Dec 2005.
- [3] V. D. Gligor, "A note on denial-of-service in operating systems," *IEEE Transactions on Software Engineering*, vol. 10, no. 3, pp. 320 – 324, May 1984.
- [4] Y. Mo and B. Sinopoli, "False data injection attacks in control systems," *Preprints of the 1st Workshop on Secure Control Systems*, 2010.
- [5] A. A. Cardenas, S. Amin, and S. Sastry, "Secure control: towards survivable cyber-physical systems," *28th international conference on distributed computing systems workshop*, pp. 495–500, June 2008.
- [6] O. Kosut, J. Liyan, R. J. Thomas, and L. Tong, "Malicious data attacks on the smart grid," *IEEE Trans. Smart Grid Special Issue on Cyber, Physical, and System Security for Smart Grid*, vol. 2, no. 4, pp. pp. 645–658, 2012.
- [7] C. Kwon, W. Liu, and I. Hwang, "Security analysis for cyber-physical systems against stealthy deception attacks," *American Control Conference*, 2013.
- [8] Y. Liu, P. Ning, and M. K. Reiter, "False data injection attacks against state estimation in electric power grids," *ACM Transactions on Information and System Security*, vol. 14, no. 13, May 2011.
- [9] A. Teixeira, S. Amin, H. Sandberg, K. H. Johansson, and S. Sastry, "Cyber security analysis of state estimators in electric power systems," *49th IEEE Conference on Decision and Control*, pp. 5991 – 5998, December 2010.
- [10] M. Blanke, M. Kinnaert, J. Lunze, and M. Staroswiecki, *Diagnosis and fault-tolerant control*, 2nd ed. Berlin, Germany: Springer, 2006.
- [11] M.-A. Massoumnia, G. C. Verghese, and A. S. Willsky, "Failure detection and identification," *IEEE Transactions on Automatic Control*, vol. 34, no. 3, pp. 316–321, March 1989.
- [12] K. Zhou and J. C. Doyle, *Essentials of Robust Control*. Englewood, Cliffs, NJ, USA: Prentice-Hall, 1998.
- [13] F. Pasqualetti, F. Dorfler, and F. Bullo, "Cyber-physical attacks in power networks: models, fundamental limitations and monitor design," *50th IEEE conference on decision and control and european control conference*, pp. 2195 – 2201, December 2011.
- [14] K. Manandhar, X. Cao, F. Hu, and Y. Liu, "Combating false data injection attacks in smart grid using kalman filter," *International Conference on Computing, Networking and Communications*, pp. 16–20, February 2014.
- [15] S. Roy, C. Ellis, S. Shiva, D. Dasgupta, V. Shandilya, and Q. Wu, "A survey of game theory as applied to network security," *43rd Hawaii International Conference on System Sciences*, 2010.
- [16] A. Gupta, C. Langbort, and T. Basar, "Optimal control in the presence of an intelligent jammer with limited actions," *49th IEEE Conference on Decision and Control*, pp. 1096 – 1101, December 2010.
- [17] M. H. Manshaei, Q. Zhu, T. Alpcan, T. Basar, and J.-P. Hubaux, "Game theory meets network security and privacy," *ACM Computing Surveys*, vol. 45, no. 3, June 2013.
- [18] A. Gueye, V. Marbukh, and J. C. Walrand, "Towards a metric for communication network vulnerability to attacks: A game theoretic approach," *3rd International ICST Conference on Game Theory for Networks*, May 2012.
- [19] M. Fei, M. Pajic, and G. J. Pappas, "Stochastic game approach for replay attack detection," *52nd IEEE Conference on Decision and Control*, pp. 1854 – 1859, December 2013.
- [20] C. Kwon and I. Hwang, "Hybrid robust controller design: Cyber attack attenuation for cyber-physical systems," *52nd IEEE Conference on Decision and Control*, 2013.
- [21] M. Pajic, J. Weimer, N. Bezzo, P. Tabuada, O. Sokolsky, I. Lee, and G. Pappas, "Robustness of attack-resilient state estimators," in *Cyber-Physical Systems (ICCP)*, *2014 ACM/IEEE International Conference on*, 2014, pp. 163–174.
- [22] Y. Shoukry, M. Chong, M. Wakaiki, P. Nuzzo, A. L. Sangiovanni-Vincentelli, S. A. Seshia, J. P. Hespanha, and P. Tabuada, "SMT-based observer design for cyber-physical systems under sensor attacks," *International Conference on Cyber-Physical Systems*, 2016.
- [23] B. Ghena, W. Beyer, A. Hillaker, J. Pevarnek, and A. J. Halderman, "Green lights forever: analyzing the security of traffic infrastructure," *Proceedings of the 8th USENIX workshop on offensive technologies*, August 2014.
- [24] D. Hayden, Y. H. Chang, J. Goncalves, and C. Tomlin, "Sparse network identifiability via compressed sensing," *Automatica*, vol. 52, 2016.
- [25] D. L. Donoho and M. Elad, "Optimally sparse representation in general (nonorthogonal) dictionaries via l_1 minimization," *Proc. Natl. Acad. Sci.*, pp. 2197–2202, 2003.
- [26] M. Elad and A. M. Bruckstein, "A generalized uncertainty principle and sparse representation in pairs of r^n bases," *Information Theory, IEEE Transactions on*, vol. 48, no. 9, pp. 2558–2567, 2002.
- [27] R. Gribonval and M. Nielsen, "Sparse representations in unions of bases," *Information Theory, IEEE Transactions on*, vol. 49, no. 12, pp. 3320–3325, 2003.
- [28] J. Tropp, "Greed is good: algorithmic results for sparse approximation," *Information Theory, IEEE Transactions on*, vol. 50, no. 10, pp. 2231–2242, 2004.
- [29] "Press release – DOT and FAA propose new rules for small unmanned aircraft systems," http://www.faa.gov/news/press_releases/news_story.cfm?newsId=18295, accessed: 2015-02-15.
- [30] "Amazon Prime Air," <http://www.amazon.com/b?node=8037720011>.
- [31] "Google project wing," http://www.theatlantic.com/technology/archive/2014/08/inside-googles-secret-drone-delivery-program/379306/?single_page=true, accessed: 2014-08-28.
- [32] P. Bouffard, "On-board model predictive control of a quadrotor helicopter: Design, implementation, and experiments," University of California Berkeley, <http://www.eecs.berkeley.edu/Pubs/TechRpts/2012/EECS-2012-241.html>, Technical Report UCB/EECS-2012-241, December 2012.
- [33] S. M. Fallat and C. R. Johnson, *Totally nonnegative matrices*. Princeton University Press, 2011.