

COMBINATORICS OF A FRACTAL TILING FAMILY

Hassan Douzi,
Université Ibn Zohr, Faculté des sciences, BP8106
Département de mathématiques, Agadir, Morocco.
Email: douzi_h@yahoo.fr

Abstract

In this paper, we propose to enumerate all different configurations belonging to a specific class of fractals: A binary initial tile is selected and a finite recursive tiling process is engaged to produce auto-similar binary patterns. For each initial tile choice the number of possible configurations is finite. This combinatorial problem recalls the famous Escher tiling problem [2]. By using the Burnside lemma we show that there are exactly 232 really different fractals when the initial tile is a particular 2×2 matrix. Partial results are also presented in the 3×3 case when the initial tile presents some symmetry properties.

1 Introduction

Very simple processes (IFS, L-Systems, Chaos ...etc.) are often used to generate complex fractal patterns, and make very rich the fractal world. In this paper we generate a family of fractals, designed by “fractal tiling”, by using a very simple algorithm: Each pattern is initially determined by the choice of an initial binary square matrix tile and the association of each matrix element to a transformation chosen in the planar symmetric group. Then a super-tile is constructed by replacing each element of the matrix by its associated transformation applied on the initial tile. Finally a recursive tiling repeats the same operation and reproduces larger super-tiles with auto-similar properties.

The interest of such fractal class resides in the fact that, for each initial tile, the number of possible configurations is always finite. So, by enumerating them, we can have a precise idea about all kinds of fractal patterns composing them. Also, with this method, we can construct every fractal with auto-similar matrix patterns. This is, for example, the case of a large part of IFS (Iterated Function System) fractals which use the same planar symmetry group transformations [1]. This enumeration problem recalls the famous Escher tiling problem where the first super-tile is simply repeated periodically in the plane [2] [6]. Many publications have treated combinatorial aspects of this tiling problem especially by using the Burnside lemma [3].

Here, we use the Burnside lemma to calculate the number of different fractal tiling patterns obtained when the initial tile is a 2×2 matrix with one zero element (this is the only interesting case for this size). The number of all possible patterns is 2048 but only 232 are really different (See Appendix for an illustration of all of them). After that we consider the case where the initial tile is a 3×3 matrix. The number of possible cases explodes to: 387420489. We limit our investigations to the case where the zero distribution in the initial tile respects a diagonal symmetry (for only one diagonal). This choice is motivated, besides its aesthetic symmetrical aspect, by the fact that it is a generalization of the 2×2 case. We calculate the number of different fractal patterns in the same manner, by using the Burnside Lemma, and we get exactly: 11043660.

2. A fractal tiling method

Firstly we consider a binary square matrix M_0 with size $n \times n$. we associate, to every nonzero element a transformation selected in the planar symmetry group G . This group is composed of transformations which act on plane patterns by rotation (with successive quarter turns) or mirror reflection. G is completely determined by the eight following transformations [4] [5]:

- $R_0=Id$, R_1 , R_2 and R_3 : respectively rotations, counterclockwise, with angles 0° , 90° , 180° and 270° .
- K_0 , K_1 , K_2 and K_3 : respectively the horizontal mirror reflections of previous rotations, i.e.: $M \circ R_0$, $M \circ R_1$, $M \circ R_2$ and $M \circ R_3$, where M is the horizontal mirror transformation.

Then we build a super-tile M_1 , composed of a binary square matrix of size $n^2 \times n^2$, as follows:

- Every zero element of M_0 is replaced by a null matrix of size M_0 .
- Every nonzero element of M_0 , associated to a transformation $T \in G$, is replaced by the matrix $T(M_0)$.

Finally we end the construction by a recursive tiling process which assembles bigger super-tiles in the same manner:

- We repeat, for a finite number of iterations, the following instructions:
 - We have a current square matrix M_k of size $n^{k+1} \times n^{k+1}$ (Initially $k=1$)
 - Every zero element of M_0 is replaced by a null matrix of size M_k
 - Every nonzero element of M_k associated to a transformation $T \in G$ is replaced by the matrix $T(M_k)$.
 - The new matrix of size $n^{k+2} \times n^{k+2}$ is designed by $M_{(k+1)}$

At the end we get a binary matrix with auto-similar patterns. By continuing the process to infinity, we can identify them to authentic fractals. For example to generate the famous Sierpinsky triangle

we consider $M_0 = \begin{pmatrix} 0 & 1 \\ 1 & 1 \end{pmatrix}$ and we associate all its nonzero elements to the identity transformation

($Id=R_0$) (*Figure 1*).

We note that when all elements in M_0 are nonzero we get monocolour matrix M_k without any discernable fractal pattern. But if we associate to each matrix element a value corresponding to its associated transformation we get an image with fractal textural patterns (*Figure 1*). But we won't consider this aspect now in this study.




Figure 1 : Panorama of fractal tiling : Upward three classical fractals: Sierpinsky triangle and square with respectively $M_0=(0 \text{ Id} ; \text{Id Id})$ and $M_0=(\text{Id Id Id} ; \text{Id } 0 \text{ Id} ; \text{Id Id Id})$, Von-Koch flakes with $M_0=(0 \text{ Id Id} ; \text{Id } 0 \text{ Id} ; \text{Id Id } 0)$. In the middle other less known fractals with (from left to right) $M_0=(0 \text{ Id} ; \text{Id R}_2)$ (maple leaf), $M_0=(0 \text{ Id} ; \text{R}_3 \text{ K}_2)$, $M_0=(0 \text{ } 0 \text{ Id} ; 0 \text{ } 0 \text{ R}_1 ; \text{Id R}_3 \text{ R}_2)$. Downward textural fractals generated when all element in M_0 are nonzero (from left to right): $M_0=(\text{Id Id} ; \text{K}_3 \text{ K}_1)$ $M_0=(\text{Id R}_1 ; \text{K}_2 \text{ K}_3)$ $M_0=(\text{Id Id} ; \text{K}_2 \text{ K}_1)$ binary matrix are replaced by multi-values matrix associated to symmetric group transformations.

3. The 2×2 fractal tiling

When M_0 is a (2×2) matrix we have only five different zeros distributions (up to a rotation):

$$\begin{pmatrix} 0 & 0 \\ 0 & 0 \end{pmatrix} \quad \begin{pmatrix} 0 & 0 \\ 0 & 1 \end{pmatrix} \quad \begin{pmatrix} 0 & 0 \\ 1 & 1 \end{pmatrix} \quad \begin{pmatrix} 0 & 1 \\ 1 & 1 \end{pmatrix} \quad \begin{pmatrix} 1 & 1 \\ 1 & 1 \end{pmatrix}$$

The first three distributions (from the left) are obviously not interesting because they lead either to empty patterns (with only zeros) or some dusty patterns which recalls Cantor sets. The last distribution, where all elements are nonzero, generates uniform matrixes (with only ones) but if we assign different values to transformations associated to M_0 elements we get fractal textures (*figure 1*). So we will focus our study on the fourth configuration with only one zero element.

Each nonzero element in this case may be associated with one of the 8 possible transformations in G and the zero has 4 possible positions in M_0 . Therefore the total number of possible configurations in this case is: $8^3 \times 4 = 2048$. We will denote every configuration by a quadruplet (a,b,c,d) which verify:

- Only one element in the quadruplet is zero.
- “a” is either the transformation associated to $M_0(1,1)$ or zero.
- “b” is either the transformation associated to $M_0(1,2)$ or zero.
- “c” is either the transformation associated to $M_0(2,1)$ or zero.
- “d” is either the transformation associated to $M_0(2,2)$ or zero.

In the next sections we will consider that all configurations obtained by plane rotation or mirror reflection, from the same initial one, are identical and we propose to enumerate all different configurations in this sense.

3-1. Redundancy elimination

When $M_0 = \begin{pmatrix} 0 & 1 \\ 1 & 1 \end{pmatrix}$ (up to quarter turns rotation) the distribution of nonzero elements presents a diagonal symmetry which involves the existence of many redundant configurations. So we must begin by enumerating repeated configurations and eliminate their recurrence in the set of possible configurations.

Let consider configurations associated to the quadruplets which have the form (0, b, c, d) (we don't lose in generality because we can get all the others configurations simply by rotation). An exhaustive browsing of the quadruplet set with this form, with a computer program, gives us eight classes containing each of them eight redundant configurations:

- **(0, R0 or K1, R0 or K1, R0 or K1)** : (0,R0,R0,R0) , (0,R0,K1,R0) , (0,K1,R0,R0) , (0,K1, K1,R0) , (0,R0,R0,K1) , (0,R0,K1,K1) , (0,K1,R0,K1) , (0,K1, K1,K1)
- **(0, R0 or K1, R0 or K1, R2 or K3)** : (0,R0,R0,R2) , (0,R0,K1,R2) , (0,K1,R0,R2) , (0,K1, K1,R2) , (0,R0,R0,K3) , (0,R0,K1,K3) , (0,K1,R0,K3) , (0,K1, K1,K3)
- **(0, R2 or K3, R2 or K3, R0 or K1)** : (0,R2,R2,R0) , (0,R2,K3,R0) , (0,K3,R2,R0) , (0,K3, K3,R0) , (0,R2,R2,K1) , (0,R2,K3,K1) , (0,K3,R2,K1) , (0,K3, K3,K1)
- **(0, R2 or K3, R2 or K3, R2 or K3)** : (0,R2,R2,R2) , (0,R2,K3,R2) , (0,K3,R2,R2) , (0,K3, K3,R2) , (0,R2,R2,K3) , (0,R2,K3,K3) , (0,K3,R2,K3) , (0,K3, K3,K3)
- **(0, R1 or K0, R3 or K2, R0 or K2)** : (0,R1,R3,R0) , (0,R1,K2,R0) , (0,K0,R3,R0) , (0,K0, K2,R0) , (0,R1,R3,K1) , (0,R1,K2,K1) , (0,K0,R3,K1) , (0,K0, K2,K1)
- **(0, R1 or K0, R3 or K2, R2 or K3)** : (0,R1,R3,R2) , (0,R1,K2,R2) , (0,K0,R3,R2) , (0,K0, K2,R2) , (0,R1,R3,K3) , (0,R1,K2,K3) , (0,K0,R3,K3) , (0,K0, K2,K3)
- **(0, R3 or K2, R1 or K0, R0 or K1)** : (0,R3,R1,R0) , (0,K2,R1,R0) , (0,R3,K0,R0) , (0,K2, K0,R0) , (0,R3,R1,K1) , (0,K2,R1,K1) , (0,R3,K0,K1) , (0,K2, K0,K1)

- **(0 , R3 or K2 , R1 or K0 , R2 or K3) :** (0,R3,R1,R2) , (0,K2,R1,R2) , (0,R3,K0,R2) , (0,K2, K0,R2) , (0,R3,R1,K3) , (0,K2,R1,K3) , (0,R3,K0,K3) , (0,K2, K0,K3)

We notice that all those redundant configurations are, in fact, characterized by the following properties:

Corollary 1

Redundant configurations of the form (0, b, c, d) are characterized by the three next conditions:

- 1) *For matrix $M_k (k \geq 0)$, associated to Redundant configurations, the action of all G transformations are two by two equivalent: $R0(M_k)=K1(M_k)$; $R1(M_k)=K0(M_k)$; $R2(M_k)=K3(M_k)$ and $R3(M_k)=K2(M_k)$. In other word, for redundant configurations, there are only four different transformations in the symmetry group G . This gives us eight configurations for each redundancy because we can change each transformation by its equivalent one.*
- 2) *Non diagonal elements ($M_0(1,2)$ and $M_0(2,1)$) are associated with transformations which are symmetrical each other with respect to the diagonal, in other words they are limited to the next 16 possibilities:*
 $((R0 \text{ or } K1) \text{ and } (R0 \text{ or } K1)) ; ((R2 \text{ or } K3) \text{ and } (R2 \text{ or } K3)) ;$
 $((R1 \text{ or } K0) \text{ and } (R3 \text{ or } K2)) ; ((R3 \text{ or } K2) \text{ and } (R1 \text{ or } K0))$
- 3) *The diagonal element $M_0(2,2)$ is only associated to transformations (R0 or K1) or (R2 or K3) i.e. to transformations which are their own symmetrical for the condition 2.*

A more formal proof of these properties will be given in the next section (*Proposition 2*).

The same arguments to identify redundant configurations stay true when we change the zero position in M_0 . Then we have a total number of $8 \times 4 = 32$ classes with each one containing 8 identical configurations. If we take only one representative for each class the configuration set without redundancy, noted by E_2 , contains: $2048 - 4 \times 64 + 32 = 1824$ configurations.

3-2. Enumeration of different configurations

The second step, in the enumeration of different configurations, consists in identifying all configurations obtained from the same one by rotation or by mirror reflection (or a combination of both of them). More formally we must enumerate all the equivalence classes associated with the group action of G on the set E_2 . The Burnside Lemma (called also Frobenius-Cauchy Lemma or Polya Theorem) is particularly useful for accomplishing this task [3]:

For every element $x \in E_2$, we define the x -Orbit as the set $O_x = \{T(x) / T \in G\}$. The set of all Orbits, denoted by (G / E_2) , forms a partition of E_2 which can be associated with an equivalence relation ($x \sim y \Leftrightarrow y \in O_x$), (G / E_2) is then the quotient set. The set of points fixed by a transformation $T \in G$ is denoted by $E_T = \{x \in E_2 / T(x) = x\}$. The Burnside Lemma can then be formulated as a relation between the number of E_2 -orbits and the number of all points fixed by a G transformation:

$$|E_2 / G| = \frac{\sum_{T \in G} |E_T|}{|G|}$$

Proposition1:

The number of different configurations for the group action of G on the configuration set E_2 is 232.

Proof

Among the eight transformations of the symmetry group G , only the sets E_{R0} , E_{K1} and E_{K3} are nonempty. Indeed the existence of one zero element in M_0 imply the existence of one null quadrant in every matrix M_k . We note then that transformations $R1$, $R2$, $R3$, $K0$ and $K2$ displace, in their action, the null quadrant position of M_k while $R0$, $K1$ and $K3$ let it in the same diagonal position.

The transformation $R0=Id$ let, of course, invariant all E_2 elements. For $K1$ and $K3$ we note that invariant configurations belong to redundant configuration classes studied before. Indeed the only invariant configurations for $K1$ (respectively $K3$) are those which are symmetrical (in the sense of condition 2 corollary 1) with respect to the principal diagonal (respectively the second diagonal). A more general proof will be presented in *Proposition 3*). Then $K1$ (respectively $K3$) let invariant 16 element of E_2 . Finally the Burnside formula can be applied as follows:

$$|E_2 / G| = \frac{|E_{R0}| + |E_{K1}| + |E_{K3}|}{|G|} = \frac{1824 + 16 + 16}{8} = 232 \blacksquare$$

A representative list of all those 232 different configurations is presented in the *Appendix*.

4. The 3×3 fractal tiling case

Now we consider M_0 as a binary square 3×3 matrix where every nonzero element is associated to a transformation belonging to the group G . The total number of possible configurations is given by

the next sum: $\sum_{k=0}^{k=9} \binom{k}{9} 8^k = 9^9 = 387420489$; where each term of the sum represents the number of possible configurations for a given number of nonzero elements in M_0 .

We have seen, in the 2×2 case, that the study of the zeros distribution and their symmetrical disposition in M_0 are essential to identify similar configurations (up to a rotation or mirror reflection). In the 3×3 case the difficulty comes from the high number of distributions to be

handled: to dispose k zeros in M_0 we have $\binom{k}{9}$ possible choices, so we have $\sum_{k=0}^{k=9} \binom{k}{9} = 2^9 = 512$ possible distribution.

4-1. Configurations with diagonal symmetry

We will limit our investigations to configurations which present, in M_0 , a symmetrical zero distribution with respect the one of the two M_0 diagonals and in the same time an asymmetrical zero distribution with respect to the other diagonal. We denote by DS the set of this class of configurations. This limitation is justified, beside the esthetical aspect of symmetry, by the fact that it reproduce and generalize the situation studied in the 2×2 case. We can then use, in the same manner, the Burnside Lemma. For those special configurations we have two separate situations:

- 1) The zero distribution is only symmetrical with respect to the principal diagonal (diagonal from up-left to down-right) and this subfamily is denoted by $DS1$
- 2) The zero distribution is only symmetrical with respect to the second diagonal and this subfamily is denoted by $DS2$

We can switch between the two situations by a simple 90° rotation so we can only study one of them. Let NI be the set of configurations which present symmetrical zero distributions with respect to the principal diagonal (we have $DS1 \subset NI$). Then the number of configurations in NI depends on the number of zero distributions in the principal diagonal of M_0 (among 3 elements) and the number of them situated upward the diagonal (also among 3 elements), the symmetry determine the position of the remaining zeros. Knowing that every nonzero element is associated to a transformation belonging to the group G , the NI cardinal is given by:

$$|NI| = \left(\sum_{k=0}^{k=3} \binom{k}{3} 8^k \right) \left(\sum_{l=0}^{l=3} \binom{l}{3} 8^{2 \cdot l} \right) = 9^3 * 65^3 = 200201625$$

$DS1$ is a subset of NI and we have: $NI = DS1 \cup DS12$ where $DS12$ denotes the set of configurations which present in M_0 a symmetrical zero distribution with respect to the two diagonals. $DS12$

contains 16 possible zeros distribution because we have 4 possibilities of symmetrical zeros distribution for diagonal elements and the same number of possibilities for non diagonal elements:

$$\begin{pmatrix} 0 & 0 & 0 \\ 0 & 0 & 0 \\ 0 & 0 & 0 \end{pmatrix} \begin{pmatrix} 0 & 0 & 1 \\ 0 & 0 & 0 \\ 1 & 0 & 0 \end{pmatrix} \begin{pmatrix} 0 & 1 & 0 \\ 1 & 0 & 1 \\ 0 & 1 & 0 \end{pmatrix} \begin{pmatrix} 0 & 1 & 1 \\ 1 & 0 & 1 \\ 1 & 1 & 0 \end{pmatrix} \begin{pmatrix} 0 & 0 & 0 \\ 0 & 1 & 0 \\ 0 & 0 & 0 \end{pmatrix} \begin{pmatrix} 0 & 0 & 1 \\ 0 & 1 & 0 \\ 1 & 0 & 0 \end{pmatrix} \begin{pmatrix} 0 & 1 & 0 \\ 1 & 1 & 1 \\ 0 & 1 & 0 \end{pmatrix} \begin{pmatrix} 0 & 1 & 1 \\ 1 & 1 & 1 \\ 1 & 1 & 0 \end{pmatrix} \\ \begin{pmatrix} 1 & 0 & 0 \\ 0 & 0 & 0 \\ 0 & 0 & 1 \end{pmatrix} \begin{pmatrix} 1 & 0 & 1 \\ 0 & 0 & 0 \\ 1 & 0 & 1 \end{pmatrix} \begin{pmatrix} 1 & 1 & 0 \\ 1 & 0 & 1 \\ 0 & 1 & 1 \end{pmatrix} \begin{pmatrix} 1 & 1 & 1 \\ 1 & 0 & 1 \\ 1 & 1 & 1 \end{pmatrix} \begin{pmatrix} 1 & 0 & 0 \\ 0 & 1 & 0 \\ 0 & 0 & 1 \end{pmatrix} \begin{pmatrix} 1 & 0 & 1 \\ 0 & 1 & 0 \\ 1 & 0 & 1 \end{pmatrix} \begin{pmatrix} 1 & 1 & 0 \\ 1 & 1 & 1 \\ 0 & 1 & 1 \end{pmatrix} \begin{pmatrix} 1 & 1 & 1 \\ 1 & 1 & 1 \\ 1 & 1 & 1 \end{pmatrix}$$

The number of $DS12$ configurations is then given by the next formula:

$$|DS12| = \left(\sum_{k=0}^{k=3} 8^k \right) \left(\sum_{l=0}^{l=3} 8^{2*l} \right) = \frac{8^4 - 1}{8 - 1} * \frac{64^4 - 1}{64 - 1} = 155788425$$

$DS1$ and $DS12$ are disjoint so the cardinal of $DS1$ (which is also the cardinal of $DS2$) is given by:

$$|DS1| = |DS2| = |N1| - |DS12| = \sum_{k=0}^{k=3} \sum_{l=0}^{l=3} \left(\binom{k}{3} \binom{l}{3} - 1 \right) * 8^{(k+2*l)} = 44413200$$

Where every term indexed by (k,l) represents the number of configurations with a distribution of $(k+2*l)$ nonzero elements in M_0 . Finally the number of configurations in DS is given by:

$$|DS| = |DS1| + |DS2| = 88826400$$

4-2. Redundancy elimination

Like the 2×2 case, the set DS contains many redundant configurations due to the symmetry of zero distribution in M_0 . In $DS1$ (and equivalently in $DS2$) the redundancy is characterized by the next result.

Proposition2

Redundant configurations in $DS1$ are characterized by the three following conditions:

- (1) G transformations are two by two equivalent for M_k ($k \geq 0$) matrix:
 $R0(M_k) = K1(M_k)$; $R1(M_k) = K0(M_k)$; $R2(M_k) = K3(M_k)$ and $R3(M_k) = K2(M_k)$
- (2) Diagonal elements ($M_0(i,j)$ with $1 \leq i=j \leq 3$) are associated uniquely to the four next transformations: $R0 \equiv K1$ or $R2 \equiv K3$.
- (3) If $M_0(i,j)$ with $1 \leq i < j \leq 3$ is associated to the transformation ($R0$ or $K1$) (respectively ($R1$ or $K0$), ($R2$ or $K3$), ($R3$ or $K2$)) then $M_0(j,i)$ is associated to the transformation ($R0$ or $K1$) (respectively ($R3$ or $K2$), ($R2$ or $K3$), ($R1$ or $K0$)).

Proof

Firstly a configuration is redundant if and only if we can substitute at least one transformation, associated to a given element of M_0 , without any changing in the obtained configuration. In other words M_0 and by recurrence M_k ($k \geq 0$) give the same results under the action of, at least, two different transformations in the group G . The $DS1$ configurations are characterized by a symmetry of zeros distribution only with respect to the principal diagonal so (exactly like in the case 2×2). The condition (1) gives the list of transformation couples susceptible to give the same result on a

DSI configuration. For example we can verify that for R_0 only K_1 can give the same result on a *DSI* configuration because it is the only one to preserve the same zero distribution (and the same symmetry direction)....etc.

Secondly, in a given *DSI* configuration, if $M_0(i,i)$ (for $i=1,2$ or 3) is associated to a transformation T which change the direction of the symmetry diagonal in M_0 (i.e. associated to $T=R_1, R_3, K_0$ or K_2) then the matrix M_1 won't presents anymore any diagonal symmetry in its zero distribution. Now if we replace T by an equivalent transformation (in the sense of condition (1)) then we will get the same matrix M_1 but a different matrix M_2 due to the loose of symmetry in M_1 . Thus the two configurations are not identical and this establishes the condition (2).

Finally, and in the same manner, if the condition (3) is not respected in M_0 we will have a matrix M_1 without any diagonal symmetry zero distribution, so when we replace a transformation associated to M_0 by its equivalent one (in the sense of condition (1)) we get the same matrix M_1 but not the same matrix M_2 and this implies that the considered configuration can't be redundant ■.

The family of redundant configurations in *DSI* (respectively in *DS2*) is denoted by *DSSI* (respectively *DSS2*). We note that *DSS2* can be obtained by rotating by 90° all *DSSI* configurations. The set of all redundant configurations in *DS* is denoted by *DSS* and we have $DSS = DSSI \cup DSS2$. From *Proposition2*, we can conclude that for a redundant configuration in *DSSI* and for every nonzero diagonal element we have the choice between 4 possible transformations to be associated with. For every upward non diagonal and nonzero element we have 8 possible choices and 2 choices for its symmetrical downward non diagonal element. Then the cardinal of *DSSI* is given by:

$$|DSSI| = \sum_{k=0}^3 \sum_{l=0}^3 \left(\binom{k}{3} \binom{l}{3} - 1 \right) * 4^k * 8^l * 2^l = 5^3 * 17^3 - \left(\frac{4^4 - 1}{4 - 1} \right) \left(\frac{16^4 - 1}{16 - 1} \right) = 242760$$

Every configuration in *DSSI*, with k nonzero diagonal element and $2 * l$ nonzero non diagonal element, belongs to a class of $2^{(k+2 * l)}$ identical configurations because every transformation associated to M_0 can be replaced by its equivalent one (condition (1)). Then the number of classes in *DSSI* is given by:

$$N2 = \sum_{k=0}^3 \sum_{l=0}^3 \left(\binom{k}{3} \binom{l}{3} - 1 \right) * \frac{4^k * 8^l * 2^l}{2^{k+2l}} = 3^3 * 5^3 - \left(\frac{2^4 - 1}{1} \right) \left(\frac{4^4 - 1}{3} \right) = 2100$$

In the same manner, the same numbers are obtained for the *DSS2* family. The cardinal of *DSS* is then given by $|DSS| = |DSSI| + |DSS2| = 485520$ and the number of identical configuration classes is $2 * N2 = 4200$. Finally by eliminating redundancy from *DS* we get a set of configurations denoted by *DSR* and its cardinal is given by : $|DSR| = |DS| - |DSS| + 2 * N2 = 88345080$.

4-3. Enumeration of different configurations

The second step consists, like in the 2×2 case, to identify in *DSR* all configuration pairs linked each other by a transformation of the group G . In other words enumerate all equivalence classes associated with the group action of G on the set *DSR*. To do it, by using the Burnside Lemma, we must calculate the fixed points for every transformation in G :

Proposition 3

The number of different configurations for the group action of G on the configuration set *DSR* is: 11043660.

Proof

As in the 2×2 case, the only transformations susceptible to have fixed points in DSR are R_0 , K_1 and K_3 . Indeed DSR configurations are characterized by a symmetrical zero distribution with respect to one diagonal and an asymmetrical distribution with respect the other diagonal and the action of the transformations R_1 , R_2 , R_3 , K_0 and K_2 changes the direction of the diagonal symmetry while the action of R_0 , K_1 and K_3 preserves the same symmetrical diagonal.

The transformation $R_0 = Id$ let, of course, invariant all DSR configurations. For transformations K_1 and K_3 we note firstly, according to (proposition2, condition 1), that redundant configurations in $DS1$ are invariant under the action of K_1 and, equivalently, those of $DS2$ are invariant under the action of K_3 . Secondly the only configurations susceptible to be invariant are those belonging to redundant configurations classes: indeed if not (exactly as explained in proposition2) the matrix M_1 will lose the diagonal symmetry of zero distribution (the symmetry is however present in M_0) and this imply that : $K_1(M_k) \neq M_k$ and $K_3(M_k) \neq M_k$ for $k \geq 2$. Finally K_1 and K_3 let invariant, each of them, 2100 element of DSR because every redundant configuration class in DS is represented by one configuration in DSR .

We can now apply the Burnside formula as follows:

$$|DSR/G| = \frac{|DSR_{R_0}| + |DSR_{K_1}| + |DSR_{K_3}|}{|G|} = \frac{88345080 + 2100 + 2100}{8} = 11043660$$

We use the same *Proposition1* notations: DSR_{R_0} , DSR_{K_1} , DSR_{K_3} are the fixed point sets of R_0 , K_1 et K_3 and DSR/G the quotient set of the G action on DSR .

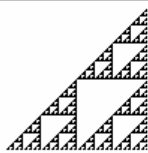
At last we observe that in fact the *proposition3*, independently from the size of M_0 , stay valid if we have the diagonal symmetrical zero distribution as stated in the 3×3 case. Therefore, similar results can also be established for the general case $n \times n$.

References

- [1] Michael Barnsley, *Fractals Everywhere*, Academic Press, New York, 1988.
- [2] Dan Davis, "On a Tiling Scheme from M. C. Escher," *The Electronic Journal of Combinatorics*, v. 4, no. 2, (1997) #R23.
- [3] Jean-Paul Delahaye, « Le miraculeux Lemme de Burnside », *Revue Pour La Science* N° 350 - Décembre 2006
- [4] *Transformation geometry: an Introduction to Symmetry*. Springer-Verlag New York 1982
- [5] Doris Schattschneider, "The plane symmetry groups: their recognition and notation," *American Mathematical Monthly*, 85 (1978) 439-450.
- [6] Doris. Schattschneider, *Escher's combinatorial patterns*, in *Electr. J. Comb.*, 4, 2, 1997.

Appendix


An exhaustive list of the 232 different ways to construct a fractal tiling, starting from an initial binary 2×2 tile with one zero element. All representative configurations have the quadruplet form (0,b,c,d) (denoted below by: motifbcd).




motif111



motif112



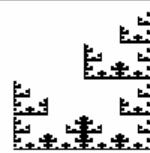
motif113




motif114



motif115



motif117



motif118



motif121



motif122



motif123



motif124



motif125



motif126



motif127




motif128



motif131



motif132



motif133



motif134



motif135



motif137



motif138



motif142



motif143



motif144



motif145



motif146



motif147



motif148



motif151



motif152



motif153



motif154



motif155



motif156



motif157




motif158



motif162



motif163




motif164



motif165



motif167



motif168



motif172



motif173



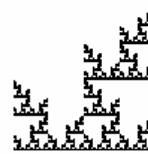
motif174



motif175



motif176



motif177



motif178



motif182



motif183



motif184



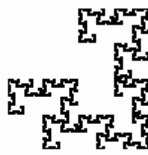
motif185



motif187



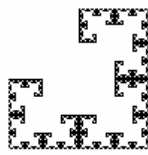
motif188



motif212



motif213



motif214



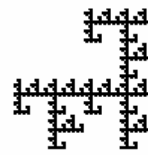
motif215



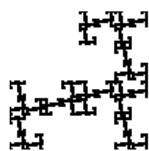
motif216




motif218




motif222



motif223



motif224




motif225



motif226



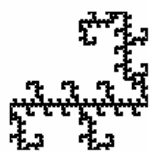
motif227




motif228




motif232



motif233



motif234



motif235



motif236



motif238



motif242



motif243



motif245




motif246



motif247



motif248



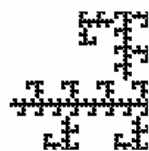
motif252



motif253




motif254



motif255



motif256



motif257



motif258



motif262



motif263



motif265



motif266



motif268



motif272




motif273



motif275



motif276



motif277



motif278



motif282



motif283



motif285




motif286




motif288



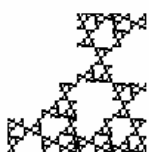
motif312



motif313



motif315



motif316



motif317



motif322



motif323



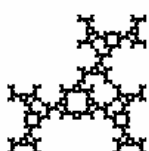
motif325




motif326




motif327




motif328



motif332



motif333




motif335




motif336



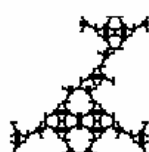
motif337



motif342



motif345



motif346




motif347




motif348



motif352



motif353




motif355




motif356




motif357



motif358



motif362



motif365



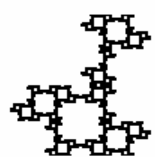
motif366



motif367




motif372



motif375




motif376




motif377



motif378



motif382




motif385



motif386



motif387




motif412



motif416




motif417



motif418



motif422



motif425




motif426



motif427



motif428




motif432



motif436



motif437



motif438



motif445




motif446



motif447



motif448



motif452



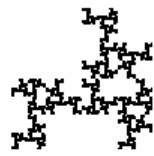
motif455



motif456



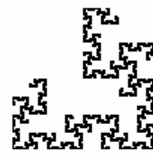
motif457




motif458




motif466



motif467



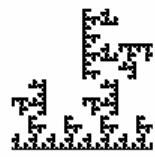
motif468



motif475



motif476



motif477




motif478



motif486



motif487



motif488



motif515




motif516



motif518



motif525




motif526



motif527



motif528



motif535



motif536



motif538



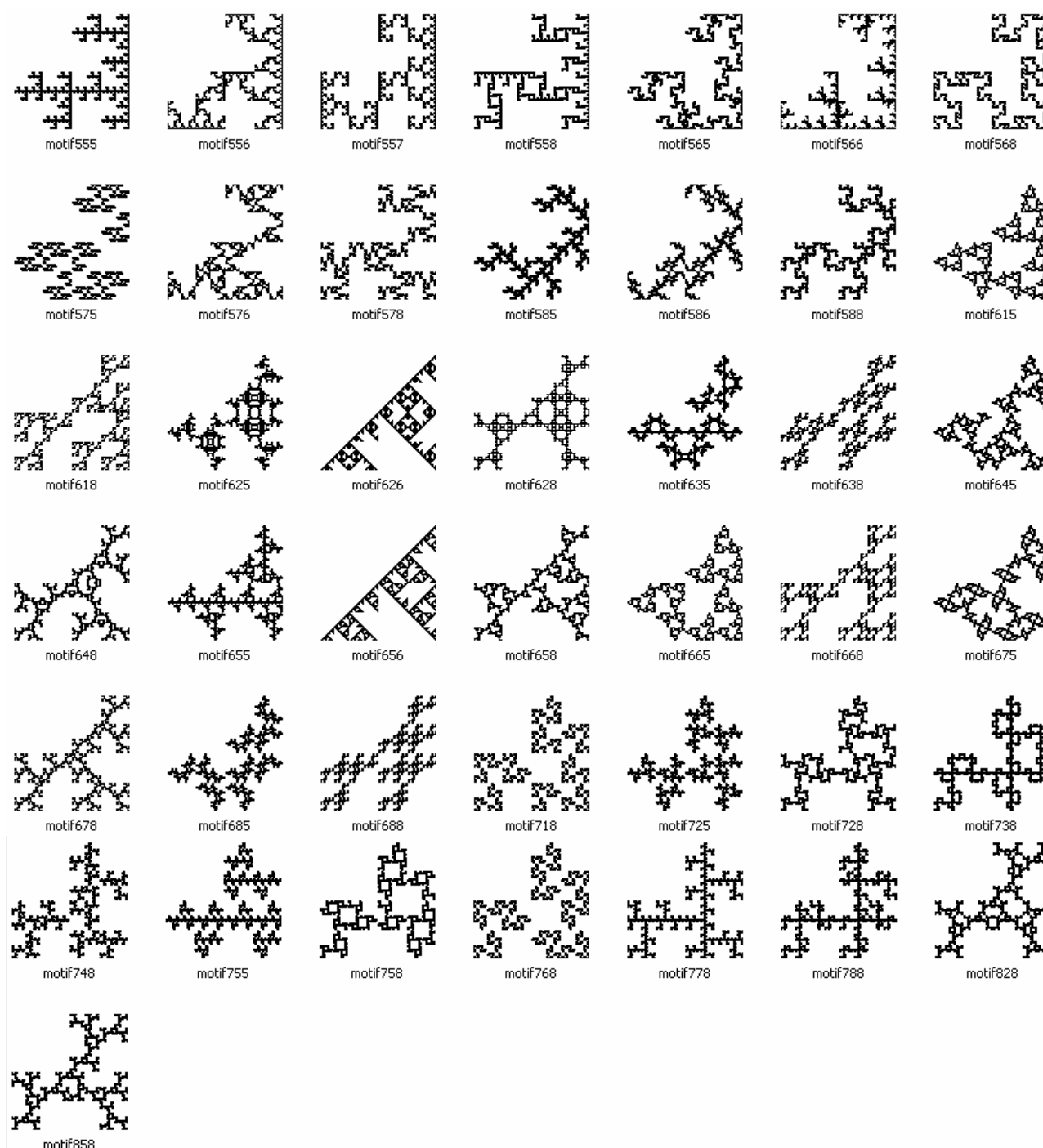
motif545



motif546



motif548



Hassan Douzi was born in Rabat, Morocco. He received the French PhD in applied mathematics from the University of Paris IX (Dauphine) in 1992. He is now a “Professeur Habilité” (research/teaching) at Ibn Zohr University in Agadir, Morocco. He has mainly worked on wavelets analysis and applications on image processing. His current research activities include also some recent fields in experimental and combinatorial mathematics.