

Unphysical states in staggered chiral perturbation theory

Christopher Aubin,^{*} Katrina Colletti,[†] and George Davila[‡]

Department of Physics & Engineering Physics, Fordham University, Bronx, New York, NY 10458, USA

We study the extended phase diagram for staggered quarks using chiral perturbation theory. Recent beyond-the-standard-model simulations have shown that broken phases occur for coarse enough lattice spacing, so long as the number of quark flavors in the simulation is large enough (greater than eight). One of the phases seen in these simulations can be studied in depth using chiral perturbation theory. We also show that there are only three broken phases for staggered quarks that can arise, at least for lattice spacings in the regime $a^2 \ll \Lambda_{\text{QCD}}^2$.

PACS numbers: 11.15.Ha, 11.30.Qc, 12.39.Fe

I. INTRODUCTION

The possibility of unphysical phases arising in lattice simulations for coarse lattice spacings has been known for some time [1–4]. Such phases arise when the squared mass of a meson becomes negative in a region of the relevant parameter space. When this occurs we must find the true minimum of the potential about which to expand so that we can study the states of the theory. Doing so for lattice simulations is important as the continuum limit cannot be properly taken unless one is in the unbroken, physical, phase.

For staggered quarks, the case of interest here, we have $ca^2 < -m$, where m is the light quark mass, for some parameter c (the specific form will be discussed in Sec. III) arising from the $\mathcal{O}(a^2)$ taste-symmetry breaking potential. This implies that these unphysical phases can be studied using rooted staggered chiral perturbation theory (rSXPT) [3, 4], which requires a^2 to be fine enough such that the low-energy effective theory is valid. Thus, we are interested in a region such that

$$\frac{m}{\Lambda_{\text{QCD}}} \lesssim a^2 \Lambda_{\text{QCD}}^2 \ll 1. \quad (1)$$

The first condition assumes the parameter $c < 0$ and that ca^2 is large enough so that we have entered our broken phase, while the second condition is necessary so that our low-energy effective theory is valid.

If simulations are performed in the broken phase, one cannot use the numerical results to describe physical systems. As such, understanding where these unphysical phases occur and how to detect them is essential in understanding the system being simulated. In Ref. [5], one unphysical phase for staggered quarks was studied and an analysis of the mass spectrum was performed, noting the possibility of additional broken phases in the system. However, it has been clear that the phase in Ref. [5] is not seen in 2+1-flavor simulations (see Refs. [6, 7] for example).

In recent work looking into beyond-the-Standard-Model (BSM) theories by Ref. [8] using 8 or 12 flavors of degenerate staggered quarks,¹ two broken phases were seen in addition to the standard physical phase. One of the phases seen shares several features as the phase studied in Ref. [5], as we discuss in this work.

In Ref. [8], the authors find three distinct phases appearing in the staggered theory for 12 flavors of staggered quarks. The first phase, seen at weaker coupling, is the unbroken phase, as it retains the discrete shift symmetry that is in the staggered theory, and has the expected mass spectrum, at least approximately. The intermediate phase, at slightly stronger coupling, we argue falls within the window in Eq. (1) so that rSXPT is applicable, and is the broken phase seen in Ref. [5]. Finally, the phase that arises at the strongest coupling in Ref. [8] is outside the chiral regime, and thus cannot be studied using the methods of this paper.

One can use the replica method for rSXPT [9] to see how the results of Ref. [5] would be updated for n_f number of degenerate flavors and n_t tastes-per-flavor. We define $n_q \equiv n_f n_t$ as the number of quarks in our resulting theory. The phase studied in Ref. [5], what we will refer to as the “A-phase,” has the requirement that the broken phase appears

^{*}Electronic address: caubin@fordham.edu

[†]Electronic address: kcolletti1@physics.tamu.edu

[‡]Electronic address: gdavila@fordham.edu

¹ These would then be 4+4-flavor or 4+4+4-flavor simulations.

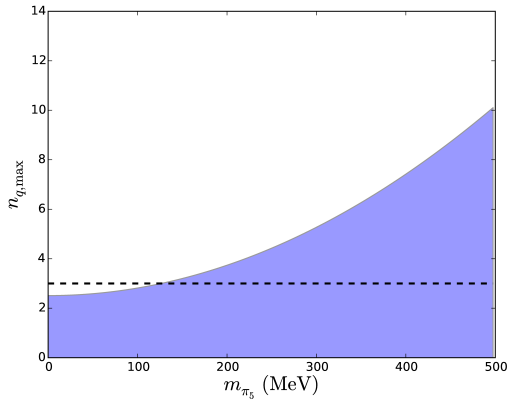


FIG. 1: The maximum allowed number of quarks as a function of pion mass to ensure simulating in the unbroken phase for the coarse asqtad MILC ensembles ($a \approx 0.125$ fm). The dashed line is $n_q = 3$ and the shaded region shows allowed values of n_q as a function of the pion mass.

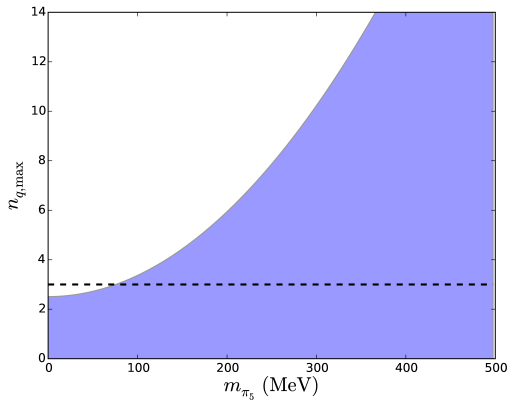


FIG. 2: The maximum allowed number of quarks as a function of pion mass to ensure simulating in the unbroken phase for the fine asqtad MILC ensembles ($a \approx 0.09$ fm). The dashed line is $n_q = 3$ and the shaded region shows allowed values of n_q as a function of the pion mass.

when

$$a^2 \delta'_{A-} < -\frac{4}{3}(2\mu m + a^2 \Delta_A), \quad (2)$$

where m is the light quark mass, and we are denoting the hairpin term of Refs. [4, 5] δ'_A as δ'_{A-} . This is assuming three flavors of degenerate rooted-staggered quarks, but if we generalize this using the replica method to n_f flavors and n_t tastes, we can rewrite the condition that we are in the broken phase as

$$n_f n_t = n_q > 4 \left(\frac{2\mu m + a^2 \Delta_A}{-a^2 \delta'_{A-}} \right). \quad (3)$$

Given a sample set of parameters in MILC simulations for the $a = 0.125$ fm and $a = 0.09$ fm asqtad ensembles for these values on the right-hand side [10], we show the maximum number of allowed quarks, $n_{q,\max}$, for the simulation to remain in the unbroken phase as a function of m_{π_5} (the Goldstone pion mass) in Figs. 1 and 2. The shaded region shows allowed values of n_q as a function of the pion mass. The dashed lines in these figures indicate $n_q = 3$, which except for $m_\pi \lesssim 128$ MeV for the coarse ensemble and $m_\pi \lesssim 90$ MeV for the fine ensemble, is well below the limit for

being in the unbroken phase.²

For the case of 8 or 12 quarks, then we are more likely to enter the A -phase than we are for fewer quarks. More specifically, if we had a (Goldstone) pion mass of around 500 MeV, the simulation would most likely be in the unbroken phase for 8 quarks (2 flavors, 4 tastes per flavor), while in the A -phase for 12 quarks. Figures 1 and 2 were generated using parameters from asqtad MILC ensembles for various lattice spacings. The quantitative picture of course will change with different staggered quarks such as nHYP staggered quarks [11, 12], as are used in Ref. [8], but qualitatively we would expect similar results.

In this paper we study the staggered phase diagram for all values of the rSXPT parameters that may arise in the simulation. We find that the additional phase other than the A -phase discussed in Ref. [5] (which we will refer to as the A' -phase) does not exist, and that there are three possible broken phases. In addition to the A -phase, the other two broken phases will be labeled the V -phase and the T -phase. We also show that one of the two broken phases seen in Ref. [8] is most likely the A -phase discussed in Ref. [5], and give other ways to check if indeed this is the case.

We organize this paper as follows. In Sec. II we define the staggered chiral Lagrangian for an arbitrary number of flavors, n_f , and summarize the results of previous work with the notation we will use in this paper. Then in Sec. III, we find all of the minima of the potential in the region we are interested in [see Eq. (1)]. We focus on the A -phase as that has the features seen in one of the broken phases in Ref. [8]. Finally we conclude in Sec. IV. We include two appendices where we list the masses in the A -phase and the T -phase in Appendix A and Appendix B, respectively.

II. THE STAGGERED CHIRAL LAGRANGIAN

The starting point of our analysis is the SXPT Lagrangian for n_f flavors of quarks [4]. The Lagrangian is written in terms of the field $\Sigma = \exp(i\Phi/f)$, a $4n_f \times 4n_f$ matrix, with Φ given by,

$$\Phi = \begin{pmatrix} U & \pi^+ & K^+ & \dots \\ \pi^- & D & K^0 & \dots \\ K^- & \bar{K}^0 & S & \dots \\ \vdots & \vdots & \vdots & \ddots \end{pmatrix}, \quad (4)$$

where the elements shown are each 4×4 matrices, linear combinations of the hermitian generators,

$$T_a = \{\xi_5, i\xi_{\mu 5}, i\xi_{\mu\nu}, \xi_\mu, \xi_I\}. \quad (5)$$

In other words, $U = \sum_a U_a T_a$, $K^0 = \sum_a K_a^0 T_a$, *etc.* In euclidean space, the gamma matrices ξ_μ are hermitian, and we use the notations $\xi_{\mu\nu} \equiv \xi_\mu \xi_\nu$ [$\mu < \nu$ in Eq. (5)], $\xi_{\mu 5} \equiv \xi_\mu \xi_5$ and $\xi_I \equiv I$ is the 4×4 identity matrix. Under the chiral $SU(4n_f)_L \times SU(4n_f)_R$ symmetry, $\Sigma \rightarrow L\Sigma R^\dagger$. The components of the diagonal (flavor-neutral) elements (U_a , D_a , S_a , *etc.*) are real; while the other (flavor-charged) fields are complex (π_a^\pm , K_a^0 , *etc.*), such that Φ is hermitian.

From Ref. [4], the Lagrangian is given by

$$\begin{aligned} \mathcal{L} = & \frac{f^2}{8} \text{Tr}(\partial_\mu \Sigma \partial_\mu \Sigma^\dagger) - \frac{1}{4} \mu f^2 \text{Tr}(\mathcal{M}\Sigma + \mathcal{M}\Sigma^\dagger) \\ & + \frac{2m_0^2}{3} (U_I + D_I + S_I + \dots)^2 + a^2 \mathcal{V}, \end{aligned} \quad (6)$$

where μ is a constant with dimensions of mass, f is the tree-level pion decay constant (normalized here so that $f_\pi \approx 131$ MeV), and the m_0^2 term includes the n_f flavor-neutral taste-singlet fields. Normally, in physical calculations, we would take $m_0 \rightarrow \infty$ at the end to decouple the taste-singlet η'_I , however in a broken phase we have no physical reason to assume a large value for m_0 , so we will retain that parameter in our calculations. Finally, $\mathcal{V} = \mathcal{U} + \mathcal{U}'$ is

² For the fine lattice spacing, or perhaps a more-improved discretization such as HISQ quarks, this would still be safe for even 2+1+1-flavor simulations (those including the charm quark).

the taste-symmetry breaking potential given by

$$\begin{aligned}
-\mathcal{U} = & C_1 \text{Tr}(\xi_5^{(n_f)} \Sigma \xi_5^{(n_f)} \Sigma^\dagger) \\
& + C_3 \frac{1}{2} \sum_\nu [\text{Tr}(\xi_\nu^{(n_f)} \Sigma \xi_\nu^{(n_f)} \Sigma) + h.c.] \\
& + C_4 \frac{1}{2} \sum_\nu [\text{Tr}(\xi_{\nu 5}^{(n_f)} \Sigma \xi_{5\nu}^{(n_f)} \Sigma) + h.c.] \\
& + C_6 \sum_{\mu < \nu} \text{Tr}(\xi_{\mu\nu}^{(n_f)} \Sigma \xi_{\nu\mu}^{(n_f)} \Sigma^\dagger), \tag{7}
\end{aligned}$$

$$\begin{aligned}
-\mathcal{U}' = & C_{2V} \frac{1}{4} \sum_\nu [\text{Tr}(\xi_\nu^{(n_f)} \Sigma) \text{Tr}(\xi_\nu^{(n_f)} \Sigma) + h.c.] \\
& + C_{2A} \frac{1}{4} \sum_\nu [\text{Tr}(\xi_{\nu 5}^{(n_f)} \Sigma) \text{Tr}(\xi_{5\nu}^{(n_f)} \Sigma) + h.c.] \\
& + C_{5V} \frac{1}{2} \sum_\nu [\text{Tr}(\xi_\nu^{(n_f)} \Sigma) \text{Tr}(\xi_\nu^{(n_f)} \Sigma^\dagger)] \\
& + C_{5A} \frac{1}{2} \sum_\nu [\text{Tr}(\xi_{\nu 5}^{(n_f)} \Sigma) \text{Tr}(\xi_{5\nu}^{(n_f)} \Sigma^\dagger)]. \tag{8}
\end{aligned}$$

The $\xi_B^{(n_f)}$ in \mathcal{V} are block-diagonal $4n_f \times 4n_f$ matrices

$$\xi_B^{(n_f)} = \begin{pmatrix} \xi_B & 0 & 0 & \cdots \\ 0 & \xi_B & 0 & \cdots \\ 0 & 0 & \xi_B & \cdots \\ \vdots & \vdots & \vdots & \ddots \end{pmatrix}, \tag{9}$$

with $B \in \{5, \mu 5, \mu\nu (\mu < \nu), \mu, I\}$. The mass matrix, \mathcal{M} , is the $4n_f \times 4n_f$ diagonal matrix $\mathcal{M} = mI_{4n_f \times 4n_f}$, where we are only interested in the degenerate case, as that is relevant for these BSM studies.

As is well known [3, 4], this potential, although breaking the taste symmetry at $\mathcal{O}(a^2)$, has an accidental $SO(4)$ symmetry. This implies a degeneracy in the masses among different tastes of a given flavor meson, which is seen in the tree-level masses of the pseudoscalar mesons. We can classify these mesons into irreducible representations of $SO(4)$. The mass for the meson M (composed of quarks a and b) with taste B , is given at tree-level by³

$$m_{M_B}^2 = \mu(m_a + m_b) + a^2 \Delta_B, \tag{10}$$

for mesons composed of different quarks, and

$$m_{M_B}^2 = 2\mu m_a + a^2 \Delta_B + \frac{n_f n_t}{4} a^2 \delta'_{B-}, \quad B = V, A, \tag{11}$$

for the flavor-neutral mesons. The Δ_B 's are given in Ref. [4] and are linear combinations of the coefficients in the potential \mathcal{U} and

$$\delta'_{V(A)\pm} \equiv \frac{16}{f^2} [C_{2V(A)} \pm C_{5V(A)}]. \tag{12}$$

The difference in Eq. (11) from previous works is that we have the factor $n_f n_t / 4$ in front of the hairpin parameter. This arises using the replica method [9] to write our expressions for general numbers of flavors and tastes. Of course, n_f is the number of (degenerate) staggered flavors in our calculation, while n_t is the number of tastes per flavor we wish to keep (hence the factor of $1/4$). Thus, the factor $n_f n_t \equiv n_q$ will be the number of degenerate fermions we have in our theory.⁴

³ Note we do not include the m_0 term here for simplicity. In the unbroken phase we send $m_0 \rightarrow \infty$ to decouple the η'_I from the theory.
⁴ We note that in our calculations, if $n_t = 4$, then we are not rooting the underlying theory, and as such the theory does not correspond to “rooted” staggered quarks.

Given that empirically the Δ_B 's are all positive in simulations, δ'_{V-} is consistent with zero, and $\delta'_{A-} < 0$ [6, 7, 10], focus has been on the possibility of a negative mass-squared arising with the η'_A meson. It was shown in Ref. [5] that it is very unlikely to enter this phase while performing 2 + 1-flavor simulations with current lattice spacings but there has been evidence of this phase appearing in BSM simulations [8], and it can easily be understood from Eq. (10). As discussed in the Introduction, and shown in Figs. 1 and 2, assuming that the actual value of δ'_{A-} is primarily dependent upon the specific fermion formulation and not the number of flavors (or tastes), then as n_q increases, the phase described in Ref. [5] is more likely to be found.⁵

As discussed in Ref. [5], in the A -phase, all of the squared meson masses will be positive given the relationships between the different parameters, except possibly for the tensor taste flavor singlet, η'_{ij} . Specifically, we have (rewriting this expression with our notation),

$$m_{\eta'_{ij}}^2 = -\frac{n_f n_t}{4} a^2 \delta'_{A-} - \frac{n_f n_t}{4} a^2 \delta'_{V+} + \frac{16m^2 \mu^2 (a^2 \Delta_T - a^2 \Delta_A + \frac{n_f n_t}{4} a^2 \delta'_{V+})}{(a^2 \Delta_A + \frac{n_f n_t}{4} a^2 \delta'_{A-})^2}. \quad (13)$$

Given the appearance of δ'_{V+} in this expression, $m_{\eta'_{ij}}^2$ has the possibility of going negative, signaling another phase, the A' -phase, that could in principle arise in the staggered phase diagram. In the next section we study the phase diagram in general and find that this is not the case, but there are phases other than the A' -phase.

III. GENERAL PHASE DIAGRAM

To find the vacuum state of the theory, we must minimize the potential,

$$\mathcal{W} = -\frac{1}{4} \mu m f^2 \text{Tr}(\Sigma + \Sigma^\dagger) + a^2 \mathcal{U} + a^2 \mathcal{U}', \quad (14)$$

where we have substituted $\mathcal{M} = m I_{4n_f \times 4n_f}$, with m the quark mass. This calculation is most simply done in the physical basis, where everything is written in terms of (for three flavors) π^0 , η , and η' instead of the flavor-basis mesons U , D , and S . For degenerate quarks, we define the singlet as

$$\eta'_B = \frac{1}{\sqrt{n_f}} (U_B + D_B + S_B + \dots), \quad (15)$$

for any number of flavors/tastes. As these are the mesons most likely to acquire a negative mass-squared, we focus solely on these. From here on we remark that in the degenerate quark mass limit, the octet meson masses of a given taste have equal masses which we denote with m_π , while the η' masses are distinct from these. We note that the number of flavors n_f (so long as it's greater than 1) will not affect our results; n_f will only indicate a greater likelihood of being in the broken phase at this point.

As generally δ'_{A-} and δ'_{V-} are the parameters likely to become negative, only arise in the η' masses, the symmetry breaking is expected to be in the η' direction (in flavor space). Therefore, we are going to keep only this meson in our expression for Φ when looking for the minima of the potential in Eq. (14). This will be valid right near the critical point, and since we are looking at this perturbatively, we are looking only at small fluctuations about the minimum. So long as no other squared mass goes negative in the phase, our results should give us the correct mass spectrum for the broken phase. If a squared mass does go negative, as in Eq. (13) for certain values of δ'_{V+} , we are not near a minimum of the potential, and thus such additional phases are not stable.

Keeping only the η'_B , Φ and Σ are block-diagonal in flavor space. We can write the condensate $\langle \Sigma \rangle$ in terms of the 16 real numbers $\sigma_I, \sigma_{\mu 5}, \sigma_{\mu\nu} (\mu < \nu), \sigma_\mu$, and σ_5 ,

$$\langle \Sigma \rangle = \sigma_I (I_{4n_f \times 4n_f}) + i\sigma_{\mu 5} \left(i\xi_{\mu 5}^{(n_f)} \right) + i\sigma_{\mu\nu} \left(i\xi_{\mu\nu}^{(n_f)} \right) + i\sigma_\mu \xi_\mu^{(n_f)} + i\sigma_5 \left(i\xi_5^{(n_f)} \right) \quad (16)$$

⁵ As these parameters are non-perturbative low-energy constants, they would have a dependence upon the number of quarks in the simulation, but without knowing that dependence *a priori*, treating them to be independent of n_q is a useful qualitative approximation.

with the condition that $\sum_B \sigma_B^2 = 1$. Upon substituting this into the potential, we find the potential (not surprisingly) is only dependent upon the *magnitudes* of these sets of coefficients, given by

$$\sigma_A = \left(\sum_{\mu} \sigma_{\mu 5}^2 \right)^{1/2}, \quad (17)$$

$$\sigma_T = \left(\sum_{\mu < \nu} \sigma_{\mu\nu}^2 \right)^{1/2}, \quad (18)$$

$$\sigma_V = \left(\sum_{\mu} \sigma_{\mu}^2 \right)^{1/2}, \quad (19)$$

so that we have, up to an unimportant constant and for arbitrary numbers of flavors/tastes,

$$\begin{aligned} \mathcal{W} = & -\frac{3f^2}{2} \left[4\mu m \sigma_I - \sigma_A^2 \left(a^2 \Delta_A + \frac{n_f n_t}{4} a^2 \delta'_{A-} \right) \right. \\ & \left. - \sigma_V^2 \left(a^2 \Delta_V + \frac{n_f n_t}{4} a^2 \delta'_{V-} \right) - \sigma_T^2 a^2 \Delta_T \right]. \end{aligned} \quad (20)$$

When minimizing this potential we find three distinct non-trivial phases:

$$A\text{-phase} : a^2 \Delta_A + \frac{n_f n_t}{4} a^2 \delta'_{A-} < -2\mu m, \quad (21)$$

$$V\text{-phase} : a^2 \Delta_V + \frac{n_f n_t}{4} a^2 \delta'_{V-} < -2\mu m, \quad (22)$$

$$T\text{-phase} : a^2 \Delta_T < -2\mu m. \quad (23)$$

The A -phase was discussed in detail in Ref. [5], and the results for the V -phase are identical as those for the A -phase with the replacement $A \leftrightarrow V$ in all of the relevant equations. The T -phase is distinct here, and is unlikely to be relevant as all simulations show that all of the parameters Δ_B are positive. Nevertheless, we discuss this phase briefly in the Appendix for completeness. We note that in principle, more than one of the conditions in Eqs. (21) through (23) may hold simultaneously, but in fact we only see these three phases. This implies that only one condition will point to the true minimum about which to expand. In the unlikely case that two of the left-hand sides are equal, for example,

$$a^2 \Delta_T = a^2 \Delta_A + \frac{n_f n_t}{4} a^2 \delta'_{A-}, \quad (24)$$

this would introduce a symmetry between (in this case) the axial- and tensor-tastes, but this does not introduce a distinct phase.

We note that none of these three broken phases correspond to the A' -phase discussed in the previous section. Approaching this phase from A -phase, we find a saddle point in the potential, and as such this is an unstable equilibrium point in the potential. Thus, we will not explore that case further.

We have for the A -phase,

$$\sigma_T = \sigma_V = 0, \quad \sigma_I \equiv \cos \theta_A = \frac{-2\mu m}{a^2 \Delta_A + \frac{n_f n_t}{4} a^2 \delta'_{A-}}, \quad \sigma_A = \sqrt{1 - \sigma_I^2}, \quad (25)$$

the V -phase,

$$\sigma_T = \sigma_A = 0, \quad \sigma_I \equiv \cos \theta_V = \frac{-2\mu m}{a^2 \Delta_V + \frac{n_f n_t}{4} a^2 \delta'_{V-}}, \quad \sigma_V = \sqrt{1 - \sigma_I^2}, \quad (26)$$

and for the T -phase,

$$\sigma_A = \sigma_V = 0, \quad \sigma_I \equiv \cos \theta_T = \frac{-2\mu m}{a^2 \Delta_T}, \quad \sigma_T = \sqrt{1 - \sigma_I^2}. \quad (27)$$

These break the remnant $SO(4)$ symmetry [to $SO(3)$ for the A and V phases, and to $SO(2) \times SO(2)$ for the T phase]. The direction of each of the vectors a_{μ} , $a_{\mu 5}$, and $a_{\mu\nu}$ is arbitrary, and we will choose a particular direction in Eqs. (28) and (29).

In each of these cases, we have the condensate of the form

$$\langle \Sigma \rangle = \begin{pmatrix} \exp[i\theta_B T_B] & 0 & 0 & \cdots \\ 0 & \exp[i\theta_B T_B] & 0 & \cdots \\ 0 & 0 & \exp[i\theta_B T_B] & \cdots \\ \vdots & \vdots & \vdots & \ddots \end{pmatrix}, \quad (28)$$

where $B = A, V, T$, and

$$T_B = \begin{cases} i\xi_{45} & A\text{-phase} \\ \xi_4 & V\text{-phase} \\ i\xi_{12} & T\text{-phase} \end{cases}. \quad (29)$$

In each of these cases, the shift-symmetry [3–5] that exists which has the form in the chiral theory,

$$\Sigma \rightarrow \xi_\mu^{(n_f)} \Sigma \xi_\mu^{(n_f)}, \quad (30)$$

is broken. Thus, as was seen in Ref. [8], the difference between neighboring plaquettes and the difference between neighboring links are sensitive to this broken symmetry and thus can help determine if we are in a broken phase. However, those parameters are sensitive to the breaking of the single-site shift symmetry, so they cannot distinguish between the A , V , or T -phase. Thus, for a complete understanding of the phase one is in, the mass spectrum should also be studied.

The key difference between the unbroken phase and the various broken phases is that the squared-meson masses in the broken phases have the generic form

$$m_M^2 = \mathcal{A} + \mathcal{B}m^2. \quad (31)$$

Here \mathcal{A} and \mathcal{B} are independent of the quark mass but are dependent upon a . Unlike the unbroken phase, the squared-meson masses are linear in m^2 as opposed to m , and for some mesons $\mathcal{B} = 0$ so that the mesons have a mass independent of the quark mass.

The left plot in Fig. 7 of Ref. [8] shows the masses for the pseudoscalar taste pion as well as the taste-45 pion for a fixed lattice spacing in one of the two broken phases seen as a function of the input quark mass for 12 quarks (in our notation we would set $n_f = 3, n_t = 4$). Of the two phase transitions discussed in that paper, the chiral effective theory seems useful for understanding the second here (that appears at smaller lattice spacing around $\beta \approx 2.7$ in Ref. [8]). The authors of Ref. [8] show that the single-site shift symmetry is broken in this phase, and we now argue that this is likely the A -phase.

The π_5 in that figure has an approximately constant mass as a function of the quark mass, which would be consistent with the calculation of Ref. [5]:

$$m_{\pi_5}^2 = -\frac{nf n_t}{4} a^2 \delta'_{A-}, \quad (32)$$

(recall $\delta'_{A-} < 0$ in this phase), and the taste-45 mass has the form,

$$m_{\pi_{45}}^2 = m_{\pi_5}^2 + a^2 \Delta_A \bar{\mu}^2 m^2, \quad (33)$$

where $\bar{\mu}$ is defined below in Eq. (A1). Were this the V -phase, the π_5 would still have a constant mass, but the π_4 would have the behavior of Eq. (33) (with $\Delta_A \rightarrow \Delta_V$). Similarly, were this the T -phase, as can be seen in Appendix B, the π_5 mass is dependent upon the quark mass while the π_{45} mass is constant.

We can see that as $m \rightarrow 0$, $m_{\pi_{45}} \rightarrow m_{\pi_5}$ as rSXPT predicts. This gives credence to the fact that the intermediate phase seen in Ref. [8] is in fact this A -phase, but a more detailed analysis would require several things. First, a fit to the forms above for the taste-45 and taste-5 pions, and more importantly, a measurement of all of the different taste meson masses to see the pattern as predicted in Ref. [5] (and shown in Appendix A). The right plot in Fig. 7 of Ref. [8] is on the other side of the transition (larger β , and thus a smaller lattice spacing), and immediately shows a different pattern: The four axial-taste pions are nearly degenerate and the difference $m_{\pi_{\mu 5}}^2 - m_{\pi_5}^2 \approx \text{constant}$ as a function of m . This is (roughly) the pattern seen in the physical regime of rSXPT [3, 4].

We show in Figs. 3 and 4 plots of m_π vs. m and m_η vs. m for the different tastes in the A -phase. The units in these plots are arbitrary just to get a general idea of the relative masses. In this system of units, the values $m > 2$ correspond to the unbroken phase. The solid red lines in Fig. 3 correspond to the π_5 and π_{45} masses, which are to be compared with the masses shown in the left-hand plot of Fig. 7 in Ref. [8].

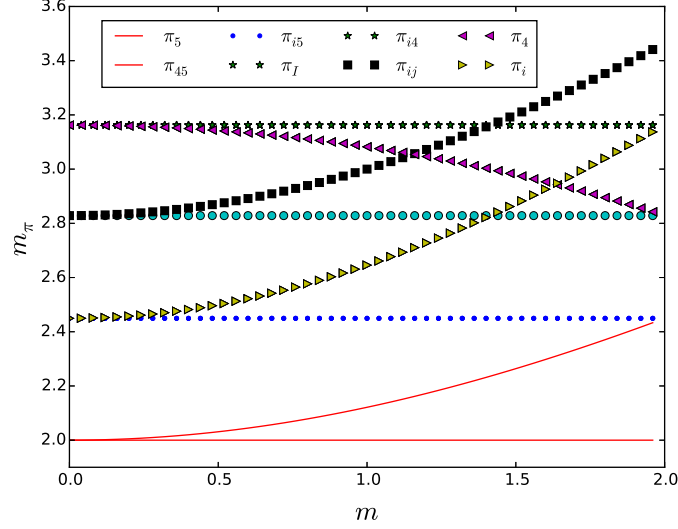


FIG. 3: m_π vs. the quark mass in the A -phase in arbitrary units. These units are such that when $m \geq 2$ the system is in the unbroken phase again. The two solid lines correspond to m_{π_5} and $m_{\pi_{45}}$.

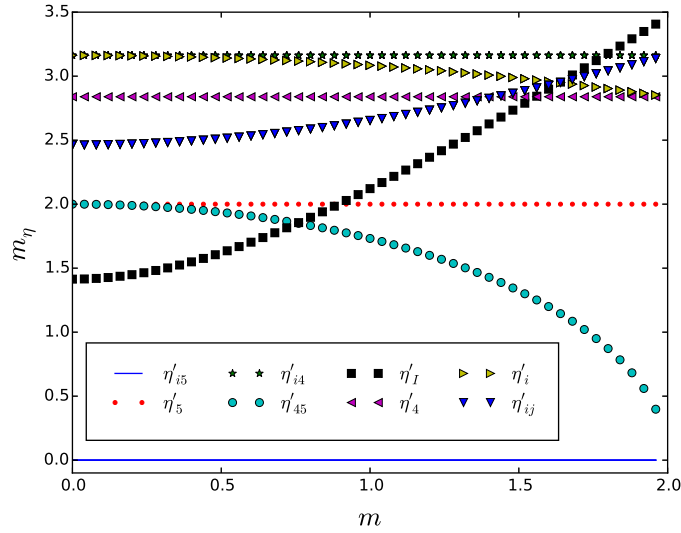


FIG. 4: m_η vs. the quark mass in the A -phase in arbitrary units. These units are such that when $m \geq 2$ the system is in the unbroken phase again. The solid line at $m_\eta = 0$ corresponds to the three Goldstone bosons in this phase.

As for the phase at stronger coupling, it is unlikely that rSXPT could explain this region. As we have seen in this work, rSXPT shows that there should be at most four phases: the unbroken phase as well as the A , T , and V phases. However, these all are within the regime governed by the constraint in Eq. (1), most importantly that $a^2 \Lambda_{\text{QCD}}^2 \ll 1$. The stronger coupling phase likely violates this constraint, and thus the chiral theory is not valid in this regime. Nevertheless, it would be instructive to understand more about the intermediate phase to be sure that rSXPT is in fact describing the region as we expect it is.

IV. CONCLUSION

We have studied the complete phase diagram for staggered quarks with an arbitrary number of degenerate flavors, at least within the window given in Eq. (1). In this regime, there are only four phases: one unbroken (physical) phase, as well as three phases where the (approximate) $\mathcal{O}(a^2)$ accidental $SO(4)$ symmetry is broken. Of these three phases, as seen previously [5], only one phase (the A -phase) is likely to be seen in simulations, but only if one looks at theories with 8 or 12 flavors of quarks [8]. The additional possible phase that was suggested to exist in Ref. [5] [when the squared mass of the η'_{ij} , Eq. (13), goes negative] does not correspond to a stable region.

While rSXPT cannot fully explain both broken phases seen in Ref. [8], it can give a picture of broken phases that are located close to the unbroken phase (as a function of the lattice spacing). Studying the plaquette & link differences as well as as the staggered meson mass spectrum would allow one to determine specifically which region of the phase diagram the simulation is in. For BSM studies this is essential as it is more likely to enter these unphysical regimes for additional quark flavors.

Appendix A: A -Phase

In this appendix we list the meson masses that appear in the A -phase [5]. Here we put them in terms of $n_f n_t$ as above, and we define

$$\bar{\mu} = \frac{-2\mu}{a^2\Delta_A + \frac{n_f n_t}{4}a^2\delta'_{A-}} . \quad (\text{A1})$$

The first masses we list are constant in the quark mass:

$$m_{\eta'_{i5}}^2 = 0 , \quad (\text{A2})$$

$$m_{\eta'_5}^2 = m_{\pi_5}^2 = -a^2\Delta_A - \frac{n_f n_t}{4}a^2\delta'_{A-} , \quad (\text{A3})$$

$$m_{\pi_{i5}}^2 = -\frac{n_f n_t}{4}a^2\delta'_{A-} , \quad (\text{A4})$$

$$m_{\pi_{i4}}^2 = m_{\eta'_{i4}}^2 = m_{\pi_5}^2 + a^2\Delta_T , \quad (\text{A5})$$

$$m_{\eta'_4}^2 = m_{\pi_5}^2 + a^2\Delta_V + \frac{n_f n_t}{4}a^2\delta'_{V-} , \quad (\text{A6})$$

$$m_{\pi_4}^2 = m_{\pi_5}^2 + a^2\Delta_V . \quad (\text{A7})$$

We note that Eq. (26) in Ref. [5] [corresponding to our Eq. (A6)] has a typo, as the final term in that expression should be $+\frac{3}{4}a^2\delta'_{V-}$ in that paper's notation, not $-\frac{3}{4}a^2\delta'_{V-}$. With the above, we can determine the constants,

$$\Delta_A, \quad \delta'_{A-}, \quad \Delta_T, \quad \Delta_V, \quad \delta'_{V-} .$$

Then

$$m_{\pi_{45}}^2 = m_{\pi_5}^2 + a^2\Delta_A\bar{\mu}^2m^2 \quad (\text{A8})$$

allows us to determine $\bar{\mu}$. With

$$m_{\pi_I}^2 = m_{\pi_5}^2 + \bar{\mu}^2m^2(a^2\Delta_I - a^2\Delta_V) + a^2\Delta_V \quad (\text{A9})$$

$$m_{\eta'_I}^2 = n_t m_0^2 + m_{\pi_5}^2 - \frac{n_f n_t}{4}a^2\delta'_{A+} + a^2\Delta_V + \bar{\mu}^2m^2\left(\frac{n_f n_t}{4}a^2\delta'_{A+} + a^2\Delta_I - a^2\Delta_V\right) \quad (\text{A10})$$

allows us to determine Δ_I and δ'_{A+} respectively,⁶ and finally

$$m_{\eta'_{ij}}^2 = \bar{\mu}^2m^2m_{\pi_{i4}}^2 - \frac{n_f n_t}{4}(1 - \bar{\mu}^2m^2)(a^2\delta'_{A-} + a^2\delta'_{V+}) \quad (\text{A11})$$

⁶ Note that if we take the $m_0 \rightarrow \infty$ limit seriously we would not examine the η'_I mass. However, given that we are in an unphysical phase, there is no reason to assume that this is the case and as such we keep this mass in our theory. This expression would allow us to obtain δ'_{A+} along with m_0 at the same time as they have different dependencies on the quark mass.

for δ'_{V+} .

The following four masses are then determined from those above results,

$$m_{\pi_i}^2 = m_{\pi_5}^2 + (m_{\pi_4}^2 - m_{\pi_5}^2)\bar{\mu}^2 m^2 + (m_{\eta'_{i4}}^2 - m_{\pi_5}^2)(1 - \bar{\mu}^2 m^2), \quad (\text{A12})$$

$$m_{\pi_{ij}}^2 = m_{\pi_{i5}}^2 + \bar{\mu}^2 m^2 (m_{\eta'_{i4}}^2 - m_{\pi_{i5}}^2), \quad (\text{A13})$$

$$m_{\eta'_{45}}^2 = m_{\pi_5}^2 (1 - \bar{\mu}^2 m^2), \quad (\text{A14})$$

$$m_{\eta'_i}^2 = m_{\eta'_{i4}}^2 - (m_{\eta'_{i4}}^2 - m_{\eta'_i}^2)\bar{\mu}^2 m^2. \quad (\text{A15})$$

This shows that we have non-trivial relationships between the various masses. Additionally, as seen in Figs. 3 and 4 we have several crossings of the meson masses for both the π and the η . While those figures are for a specific set of parameters, they are indicative of the qualitative features of the A -phase.

Appendix B: T -Phase

In this appendix we list the masses for the mesons in the T -phase, where just as before, the octet masses are equal. In this case we define

$$\bar{\mu} \equiv \frac{2\mu}{-a^2\Delta_T}. \quad (\text{B1})$$

Thus we have

$$m_{\pi_5}^2 = m_{\eta'_5}^2 = -a^2\Delta_T\bar{\mu}^2 m^2 \quad (\text{B2})$$

$$m_{\pi_I}^2 = \bar{\mu}^2 m^2 (a^2\Delta_I - a^2\Delta_T) \quad (\text{B3})$$

$$m_{\eta'_I}^2 = n_t m_0^2 + \bar{\mu}^2 m^2 (a^2\Delta_I - a^2\Delta_T) \quad (\text{B4})$$

$$m_{\pi_{12}}^2 = m_{\eta'_{12}}^2 = -a^2\Delta_T(1 - \bar{\mu}^2 m^2) \quad (\text{B5})$$

$$m_{\pi_{34}}^2 = m_{\eta'_{34}}^2 = (a^2\Delta_I - a^2\Delta_T)(1 - \bar{\mu}^2 m^2) \quad (\text{B6})$$

$$m_{\eta'_1}^2 = m_{\eta'_2}^2 = a^2\Delta_V - a^2\Delta_T + \frac{n_f n_t}{4} a^2 \delta'_{V-} \quad (\text{B7})$$

$$m_{\eta'_3}^2 = m_{\eta'_4}^2 = a^2\Delta_V - a^2\Delta_T - \frac{n_f n_t}{4} (1 - \bar{\mu}^2 m^2) a^2 \delta'_{A+} + \frac{n_f n_t}{4} \bar{\mu}^2 m^2 a^2 \delta'_{V-} \quad (\text{B8})$$

$$m_{\eta'_{15}}^2 = m_{\eta'_{25}}^2 = a^2\Delta_A - a^2\Delta_T + \frac{n_f n_t}{4} a^2 \delta'_{A-} \quad (\text{B9})$$

$$m_{\eta'_{35}}^2 = m_{\eta'_{45}}^2 = a^2\Delta_A - a^2\Delta_T - \frac{n_f n_t}{4} a^2 \delta'_{V+} + \frac{n_f n_t}{4} \bar{\mu}^2 m^2 (a^2 \delta'_{A-} + a^2 \delta'_{V+}) \quad (\text{B10})$$

$$m_{\pi_{\mu 5}}^2 = a^2\Delta_A - a^2\Delta_T \quad (\text{B11})$$

$$m_{\pi_\mu}^2 = a^2\Delta_V - a^2\Delta_T \quad (\text{B12})$$

$$m_{\eta'_{24}}^2 = m_{\eta'_{23}}^2 = m_{\eta'_{14}}^2 = m_{\eta'_{13}}^2 = 0 \quad (\text{B13})$$

$$m_{\pi_{24}}^2 = m_{\pi_{23}}^2 = m_{\pi_{14}}^2 = m_{\pi_{13}}^2 = 0 \quad (\text{B14})$$

With Δ_T “large and negative” these are all positive or zero with the exception of those with the δ'_{A+} or δ'_{V+} terms. As in the A or V phase, if those parameters are such that $m_{\eta'_{45}}^2 < 0$ (for example), this leads to a phase that would not give rise to a stable ground state.

The generic dependence $m_\pi^2 = \mathcal{A} + \mathcal{B}m^2$ persists in this phase, but for one we see a different pattern than in the A or V phases. Additionally, there are no mixings between different taste mesons. Nevertheless, it is unlikely, given the empirical evidence, that one would be able to run a simulation in this phase, and as such we will not discuss this phase further.

ACKNOWLEDGMENTS

We would like to thank Claude Bernard, Anna Hasenfratz, and Steve Sharpe for useful discussions. Additionally we would like to thank Claude Bernard for helpful comments on the manuscript.

- [1] S. Aoki, Phys. Rev. **D30**, 2653 (1984).
- [2] S. R. Sharpe and R. L. Singleton, Jr, Phys. Rev. **D58**, 074501 (1998), hep-lat/9804028.
- [3] W.-J. Lee and S. R. Sharpe, Phys. Rev. **D60**, 114503 (1999), hep-lat/9905023.
- [4] C. Aubin and C. Bernard, Phys. Rev. **D68**, 034014 (2003), hep-lat/0304014.
- [5] C. Aubin and Q.-h. Wang, Phys. Rev. **D70**, 114504 (2004), hep-lat/0410020.
- [6] C. Aubin, C. Bernard, C. E. DeTar, J. Osborn, S. Gottlieb, E. B. Gregory, D. Toussaint, U. M. Heller, J. E. Hetrick, and R. Sugar (MILC), Phys. Rev. **D70**, 114501 (2004), hep-lat/0407028.
- [7] A. Bazavov et al. (MILC), Rev. Mod. Phys. **82**, 1349 (2010), 0903.3598.
- [8] A. Cheng, A. Hasenfratz, and D. Schaich, Phys. Rev. **D85**, 094509 (2012), 1111.2317.
- [9] C. Bernard, Phys. Rev. **D73**, 114503 (2006), hep-lat/0603011.
- [10] C. Bernard, private communication.
- [11] A. Hasenfratz and F. Knechtli, Phys. Rev. **D64**, 034504 (2001), hep-lat/0103029.
- [12] A. Hasenfratz, R. Hoffmann, and S. Schaefer, JHEP **05**, 029 (2007), hep-lat/0702028.