

Sisyphus Thermalization of Photons in a Cavity-Coupled Double Quantum Dot

M. J. Gullans,^{1,2} J. Stehlik,³ Y.-Y. Liu,³ C. Eichler,³ J. R. Petta,³ and J. M. Taylor^{1,2}

¹*Joint Quantum Institute, National Institute of Standards and Technology, Gaithersburg, Maryland 20899, USA*

²*Joint Center for Quantum Information and Computer Science,
University of Maryland, College Park, Maryland 20742, USA*

³*Department of Physics, Princeton University, Princeton, New Jersey 08544, USA*

We investigate the non-classical states of light that emerge in a microwave resonator coupled to a periodically-driven electron in a nanowire double quantum dot (DQD). Under certain drive configurations, we find that the resonator approaches a thermal state at the temperature of the surrounding substrate with a chemical potential given by a harmonic of the drive frequency. Away from these thermal regions we find regions of gain and loss, where the system can lase, or regions where the DQD acts as a single-photon source. These effects are observable in current devices and have broad utility for quantum optics with microwave photons.

When a physical system is subject to periodic driving, the usual notions of equilibrium thermodynamics have to be revisited. For a closed system, the second law of thermodynamics suggests it approaches an infinite temperature state; however, there are dramatic exceptions to this behavior in integrable systems [1–7] and the recently discovered class of many-body localized phases [8–12]. For open systems, where the periodically driven system is coupled to a fixed temperature bath, the system naturally reaches a steady state that evolves with the same periodicity as the drive; however, unlike in thermal equilibrium, no general classification scheme is believed to exist for such states [13–19].

Solid-state qubits are a versatile platform to study strongly driven quantum systems [20–28]. In the case of gate-defined quantum dots and superconducting qubits, the typical energy splittings are small enough that the drive amplitude can be much larger than the qubit splitting [22–25]. When superconducting qubits are integrated in a circuit quantum electrodynamics (cQED) architecture and strongly driven, they can be used to generate non-classical states of light [29, 30], lasing [31], and thermal states of light with a chemical potential [32]. For cQED with quantum dots, theoretical and experimental work has focused on weak driving or incoherent tunneling through the leads [19, 33–37]; however, the effect of strong driving remains unexplored. For similar drive parameters, we expect qualitatively different behavior from superconducting qubits because of the strong electron-phonon coupling in quantum dots [38–40].

In this Letter, we investigate a microwave resonator interacting with a periodically driven electron in a double quantum dot (DQD). The DQD is coupled to a fixed temperature phonon bath. We investigate the non-classical states of light that emerge in the long time limit. For certain drive configurations, the resonator field approaches a thermal state at the phonon temperature with a chemical potential given by a harmonic of the drive frequency. Away from these thermal regions, we find regions where the system begins lasing or acts as a single-photon source.

We take the DQD to be configured near the charge

transition between the states $|L\rangle$ and $|R\rangle$ with one electron in either the left or right dot, respectively. This pair of states has a large electric dipole moment that couples to the electric field in a nearby microwave resonator, as well as acoustic phonons in the semiconductor host [see Fig. 1(a)] [33–35]. In this work, we focus on the case of an InAs nanowire DQD, as realized in recent experiments [34]; however, many of the results apply to other DQD-cQED systems under study [35, 37].

We consider periodic driving of the level detuning $\epsilon(t) = \epsilon_0 + A \cos \omega t$, where ϵ_0 is an offset detuning and A and ω are the amplitude and frequency of the drive. In a process reminiscent of Sisyphus from Greek mythology [31], the DQD is continually excited by the drive, only to relax to the ground state via phonon and photon emission [see Fig. 1(b)]. For low driving amplitudes, $A \ll \hbar\omega$ with a drive that is near resonant with the DQD, the photon dynamics are dominated by resonance fluorescence, where the DQD acts as a single-photon source [41, 42].

When $A \gtrsim \hbar\omega$, the situation changes dramatically because the two-level nature of the DQD leads to a series

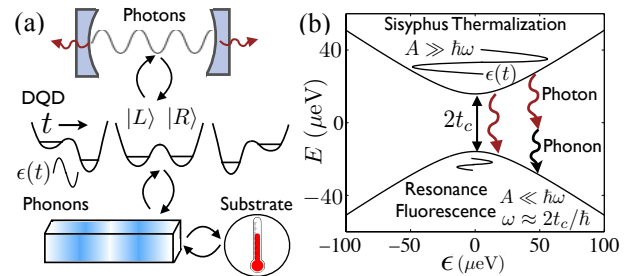


FIG. 1: (a) A microwave resonator is coupled to charge states in a DQD. The DQD is subject to periodic driving and strongly coupled to acoustic phonons, which are held at a fixed temperature. (b) Energy level diagram of the DQD with $t_c = 20 \mu\text{eV}$. For $A \ll \hbar\omega$ with $\omega \approx 2t_c/\hbar$, resonance fluorescence of the DQD dominates, leading to antibunched light. When $A \gg \hbar\omega$, the phonon sideband dominates, leading to thermalization.

of harmonics (denoted by index n) of the drive frequency up to $n_{\max} \approx A/\hbar\omega$ [43, 44]. These sidebands give rise to a parametric “time-varying” coupling between resonator photons and phonons mediated by the DQD. In the absence of other processes, such a parametric coupling of photons to a thermal bath can lead to thermal light with a chemical potential by equilibrating the photons with low frequency bath modes [32].

Solving for the long-time dynamics using Floquet analysis, we uncover several regimes where the resonator photons approach a thermal state in the strongly-driven limit. In the Floquet picture, where energy is only well-defined modulo $\hbar\omega$ [45], the resonator frequency ω_c is mapped onto $\delta = \omega_c - n_c\omega$, where n_c is the closest integer to ω_c/ω . Crucially, near the resonances $\delta = 0$, the photon dynamics become dominated by Raman scattering events in which the DQD absorbs n_c drive quanta while simultaneously annihilating or creating a resonator photon and a phonon at frequency $|\delta|$. In a process we refer to as “Sisyphus thermalization,” these scattering events thermalize the resonator to the substrate temperature with a chemical potential $\mu = \hbar n_c \omega$. This effect is enhanced in InAs nanowires because the phonon spectral density for piezoelectric coupling to the DQD $\mathcal{J}(\nu) \sim \nu$ for small ν , as compared to, e.g., GaAs DQDs where $\mathcal{J}(\nu) \sim \nu^3$ [46, 47]. Away from these thermal regions, we find regions of gain and loss, where the system can begin lasing [31], as well as regimes more consistent with resonance fluorescence, where the DQD acts as a single-photon source [41, 42].

Floquet Model.— The Hamiltonian for the periodically driven DQD takes the form

$$H_c(t) = \frac{1}{2}(\epsilon_0 + A \cos \omega t)\sigma_z + t_c \sigma_x \quad (1)$$

where σ_ν are Pauli matrices operating in the $\{|L\rangle, |R\rangle\}$ orbital subspace, and t_c is the tunnel coupling between the dots. Including the resonator and phonons

$$H = H_c(t) + \hbar\omega_c a^\dagger a + \sum_k \hbar\omega_k a_k^\dagger a_k + \hat{X}\sigma_z, \quad (2)$$

where ω_k is the frequency of the k th phonon mode, $a(a^\dagger)$ and $a_k(a_k^\dagger)$ are the bosonic photon and phonon annihilation (creation) operators, respectively, $\hat{X}/\hbar = g_c(a + a^\dagger) + \sum_k \lambda_k(a_k^\dagger + a_k)$ contains the coupling g_c between the resonator and DQD, as well as the coupling λ_k between the DQD and the phonons.

From Floquet theory [43, 45], we know that the evolution under such time-periodic Hamiltonians can be formally represented using an infinite dimensional basis $|m\rangle$ for integers m . In this representation, $H(t)$ is mapped to a time-independent Hamiltonian H_F by adding the term $\hbar\omega\hat{N} = \sum_m \hbar\omega m|m\rangle\langle m|$ and converting the functions $e^{-im\omega t}$ into operators which change the Floquet index by m , i.e., $\hat{F}_m = \sum_{m'} |m+m'\rangle\langle m'|$.

Before writing H_F , we apply three unitary transformations that map the problem to a convenient basis. First, we apply a polaron transformation that dresses the DQD with the ambient phonons and photons in the environment and gives to explicit interaction terms between photons and phonons [40, 46]

$$U_p = e^{[g_c(a - a^\dagger)/\omega_c + \sum_k \lambda_k(a_k - a_k^\dagger)/\tilde{\omega}_k] \sigma_z}, \quad (3)$$

where we have defined the renormalized $\tilde{\omega}_k = \sqrt{\omega_k^2 + \eta^2}$ to regularize the infrared divergences near $\omega_k = 0$. This regularization is consistent with our assumption that the phonon bath is coupled to a fixed temperature reservoir, where η is the thermalization rate of the phonons. In this treatment, the thermodynamic limit corresponds to taking $\eta \rightarrow 0$, while maintaining the nanowire phonons at a fixed temperature. The second transformation, motivated by the strong periodic driving, folds the resonator and phonon spectrum into a band between $\pm\hbar\omega/2$

$$U_{RW}(t) = e^{in_c\omega a^\dagger t} \prod_{n \geq 0} \prod_{k \in \Omega_n} e^{in\omega a_k^\dagger a_k t}, \quad (4)$$

where Ω_n is the set of k such that $(n-1/2)\omega < \omega_k < (n+1/2)\omega$. Finally, we apply a unitary U_F (found numerically) such that $U_F H_c^F U_F^\dagger$ is diagonal, where H_c^F is the Floquet Hamiltonian associated with H_c . This modifies the coupling between the DQD and the photons and phonons through the tensor $u_{\nu m}^{\mu m}$ defined by

$$U_F \sigma_\nu \hat{F}_n U_F^\dagger = \sum_{\mu \in \{x,y,z\}} \sum_{m=-\infty}^{\infty} u_{\nu n}^{\mu m} \sigma_\mu \hat{F}_m. \quad (5)$$

With these transformations the Floquet Hamiltonian, to lowest order in g_c/ω_c and λ_k/ω_k , is

$$\frac{H_F}{\hbar} = \frac{\Delta}{2} \sigma_z + \delta a^\dagger a + \sum_{n,k \in \Omega_n} (\omega_k - n\omega) a_k^\dagger a_k + \omega \hat{N}, \quad (6)$$

$$+ (\hat{V}_{cp} + \hat{V}_{cpp} + h.c.),$$

$$\hat{V}_{cp} = \sum_{n,\mu,m} u_{yn}^{\mu m} \left(\frac{2it_c g_c}{\hbar\omega_c} \delta_{nn_c} a + \hat{P}_n \right) \sigma_\mu \hat{F}_m \quad (7)$$

$$\hat{V}_{cpp} = \sum_{n,\mu,m} \frac{g_c \hat{P}_n}{\omega_c} (u_{xn+nc}^{\mu m} a + u_{xn-nc}^{\mu m} a^\dagger) \sigma_\mu \hat{F}_m, \quad (8)$$

where $\pm\hbar\Delta/2$ are the two quasi-energies of H_c^F , δ_{nn_c} is the Kronecker delta function, $\hat{P}_n = \sum_{k \in \Omega_n} \frac{2it_c \lambda_k}{\hbar\tilde{\omega}_k} a_k$, and the summation limits are the same as above. The term V_{cp} describes first order DQD-resonator and DQD-phonon interactions, while V_{cpp} describes simultaneous phonon-resonator-DQD interactions. When $A \gg t_c^2/\hbar\omega$, $\hbar\Delta \approx \sqrt{\epsilon_0^2 + 4t_c^2 J_0^2(A/\hbar\omega)}$, where J_n refers to the Bessel functions arising from the identity $e^{iA \sin \omega t/2\hbar\omega} = \sum_n J_n(A/\hbar\omega) e^{in\omega t}$ [22].

Steady State.— We have chosen a basis where the first four terms in H_F , given in Eq. (6), are diagonal; however,

V_{cp} and V_{cpp} are not diagonal and will lead to a slow time evolution in this basis. We now solve for this effective time-evolution in the Floquet basis using standard methods from the theory of open quantum systems. We use a basis ordering convention such that $\Delta < \omega/2$. In this basis, single-phonon processes can only resonantly couple states with the same Floquet index. As a result, the Floquet blocks evolve approximately independently from each other. The rate to spontaneously emit a phonon in the Ω_n band and make a transition from the upper (lower) to the lower (upper) state is

$$\gamma_{n\mp} = \frac{8\pi t_c^2/\hbar^2}{(n\omega \pm \Delta)^2} (|u_{yn}^{x0}|^2 + |u_{yn}^{y0}|^2) \mathcal{J}(n\omega \pm \Delta), \quad (9)$$

where $\mathcal{J}(\nu) = \sum_k |\lambda_k|^2 \delta(\nu - \omega_k)$ is the phonon spectral density. We assume the phonons are in thermal equilibrium with temperature T and distributed according to the Bose function $n_p(\nu) = (e^{\hbar\nu/k_B T} - 1)^{-1}$. In this case, there is also stimulated emission and absorption at the rates $\gamma_{n\mp}^s = \gamma_{n\mp} n_p(n\omega \pm \Delta)$. We find the DQD states within each Floquet block follow the master equation

$$\dot{\rho}_n = i\frac{\Delta}{2}[\sigma_z, \rho_n] + \gamma_- \mathcal{D}[\sigma_-]\rho_n + \gamma_+ \mathcal{D}[\sigma_+]\rho_n, \quad (10)$$

where $\gamma_{\mp} = \sum_n \gamma_{n\mp} + \gamma_{n\mp}^s + \gamma_{n\mp}^s$ is the total transition rate from the upper (lower) to the lower (upper) DQD states, $\mathcal{D}[c]\rho_n = -1/2\{c^\dagger c, \rho_n\} + c\rho_n c^\dagger$ and the total density matrix for the DQD is $\rho_d = \sum_n \rho_n |n\rangle\langle n|$. This master equation can be used to derive the steady state and all time-dependent correlation functions of the DQD [48]. When $t_c g_c/\hbar\omega_c \ll \Delta$, we can use these correlation functions to determine the evolution of the resonator because it has negligible back-action on the DQD.

Sisyphus Thermalization.— Based on the discussions above, for finite g_c , we expect three possible types of output light. When resonance fluorescence dominates, the DQD acts as a single photon source and produces anti-bunched light. When $\langle \sigma_\nu \rangle \neq 0$ for some ν , or when the system begins lasing [19], the DQD will drive the resonator into a coherent state. Finally, if the DQD mostly acts to thermalize the resonator, the light will exhibit thermal statistics.

Conveniently, the four-point correlation function

$$g^{(2)}(\tau) = \lim_{t \rightarrow \infty} \frac{\langle a^\dagger(t) a^\dagger(t+\tau) a(t+\tau) a(t) \rangle}{\langle a^\dagger(t) a(t) \rangle^2}, \quad (11)$$

can distinguish these three states because $g^{(2)}(0)$ equals zero for anti-bunched light, one for a coherent state, and two for thermal light. Figure 2(a) shows $g^{(2)}(0)$ for a nanowire DQD, calculated following the approach detailed in the supplementary material [48], over a large range of A and ω . The parameters defining $\mathcal{J}(\nu)$ are based on recent experiments in InAs nanowires [36]. We took a separation between the two dots of 120 nm, a longitudinal confinement of 25 nm for each dot, a phonon

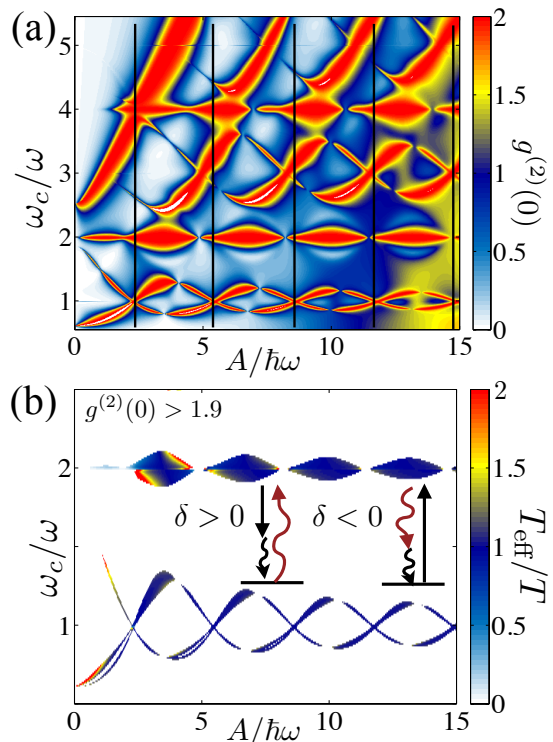


FIG. 2: (a) $g^{(2)}(0)$ as a function of A and ω . We took $\omega_c/2\pi = 16$ GHz, $t_c = 20$ μ eV, $\epsilon_0 = 0$, $g_c/2\pi = 70$ MHz, $\kappa/2\pi = 1.3$ MHz, $\eta = 0.5$ ns $^{-1}$, and $T = 200$ mK. Vertical lines correspond to zeros of $J_0(A/\hbar\omega)$. (b) Effective temperature of the photons in the thermal regions (defined by $g^{(2)}(0) > 1.9$), with cavity decay neglected. (Inset) Raman scattering processes leading to thermalization of photons when $\delta = \omega_c - n_c\omega$ is near zero. The red line is a photon, the solid line is the drive, and the curved black line is a phonon.

speed of sound of 4000 m/s, and the DQD relaxation rate at zero detuning to be 6 ns $^{-1}$ [39, 46, 47].

Although the behavior of $g^{(2)}(0)$ shown in Fig. 2(a) is a complex function of the drive parameters, we can identify several general features. First, the singular points in $g^{(2)}(0)$ are correlated with the zeros of the quasi-energy $\hbar\Delta$, which, for $\epsilon_0 = 0$, occurs roughly at the zeros of $J_0(A/\hbar\omega)$. Second, there are large regions where the light has mostly thermal correlations, which tend to occur when ω_c/ω is near an integer n_c . Away from these thermal resonances, the resonator is either strongly anti-bunched or in a complex, mixed state of thermal, anti-bunched, and coherent light.

To better understand how these thermal regions emerge note that, near these resonances, the photon dynamics are dominated by incoherent Raman scattering processes in which both a photon and phonon are absorbed or emitted without changing the state of the DQD (see Fig. 2(b) inset). This occurs because the spectral

density for these Raman processes near these resonances,

$$\mathcal{J}_R(\delta) = \sum_k \frac{4t_c^2 g_c^2 |\lambda_k|^2}{\hbar^2 \tilde{\omega}_k^2 \omega_c^2} \delta(\delta - \omega_k) = \frac{4t_c^2 g_c^2}{\hbar^2 \omega_c^2} \frac{\mathcal{J}(\delta)}{\delta^2 + \eta^2}, \quad (12)$$

diverges for small η for an InAs nanowire DQD (where $\mathcal{J}(\nu) \sim \nu$ [47]). As a result, the photons follow a simple master equation [48]

$$\dot{\rho}_c = i\delta[a^\dagger a, \rho_c] + (\kappa + R_a)\mathcal{D}[a]\rho_c + R_e\mathcal{D}[a^\dagger]\rho_c, \quad (13)$$

where κ is the resonator decay rate and $R_{a(e)}$ are the phonon-assisted, photon annihilation (creation) rates, respectively. When $R_e \neq 0$ and $R_e < \kappa + R_a$, this master equation always leads to a thermal distribution with $g^{(2)}(0) = 2$ [49].

To see how the chemical potential emerges, we have to consider the regimes $\omega > \omega_c/n_c$ and $\omega < \omega_c/n_c$ separately. When $\omega < \omega_c/n_c$ the dominant processes are ones in which a photon is created (annihilated) along with the annihilation (creation) of a phonon with frequency $\delta = \omega_c - n_c\omega$. In this case, $R_e \approx R n_p(\delta)$ and $R_a \approx R[n_p(\delta) + 1]$. From Eq. (8) and Fermi's Golden rule for Floquet systems, we can calculate [50]

$$R = 2\pi |u_{xn}^{z0}|^2 \mathcal{J}_R(\delta). \quad (14)$$

When $\omega > \omega_c/n_c$, a photon is created (annihilated) simultaneously with a phonon at frequency $-\delta > 0$. In this case, photon emission and absorption are reversed and $R_e = R[n_p(-\delta) + 1]$ and $R_a = R n_p(-\delta)$. As δ approaches zero from this side of the resonance and $\eta \rightarrow 0$, the gain rate of the resonator $R_e - R_a = R$ diverges and, at some point, will exceed κ and begin lasing. In this regime, the primary approximation in deriving $g^{(2)}(0)$, that there is no back-action of the resonator field on the DQD, breaks down; however, a full analysis of the saturation mechanisms for this laser (including non-Markovian effects in the phonon bath) is beyond the scope of the present work. Despite this instability, Eq. (13) still forces the resonator field to satisfy detailed balance until saturation effects take hold, in which case Eq. (13) is no longer valid. As a result, we can define an effective temperature on both sides of the resonance

$$\frac{R_e}{\kappa + R_a} = e^{-\hbar(\omega_c - n_c\omega)/k_B T_{\text{eff}}}. \quad (15)$$

Our analysis above predicts $T_{\text{eff}}/T = 1$ in these thermal regions. Figure 2(b) shows T_{eff}/T in the regions where $g^{(2)}(0) > 1.9$ with cavity decay neglected. These calculations include many additional photon creation (annihilation) processes in $R_{e(a)}$ [48], but we see that this ratio is still close to one over a large range of A and ω . In these thermal regions we also observe an even-odd effect with n_c , which arises from the σ_z form of the coupling between the resonator and DQD. When $\epsilon_0 = 0$, the DQD has to change states every time it exchanges a virtual

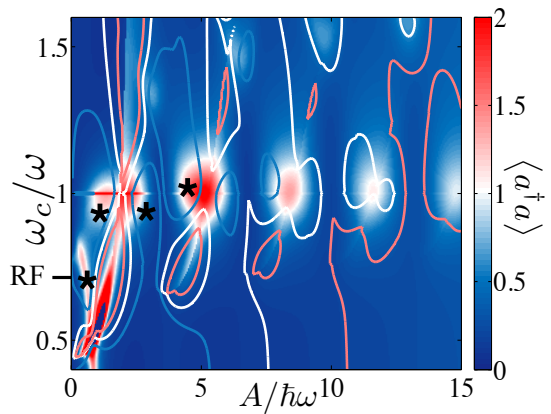


FIG. 3: Mean photon number $\langle a^\dagger a \rangle$ in resonator for varying A and ω for $\omega_c/2\pi = 7.5$ GHz, $\eta = 5$ ns $^{-1}$, and other parameters from Fig. 2. Contours indicate $g^{(2)}(0) = (1.5/1/0.5)$ (red/white/blue), asterisks denote single-photon source operating points with $\langle a^\dagger a \rangle \approx 1$ and $g^{(2)}(0) < 0.5$, and RF marks the point of conventional resonance fluorescence $\omega = 2t_c$.

quantum with the drive, resonator, or phonons. As a result, the thermalizing Raman processes (Fig. 2(b) inset) are suppressed for odd n_c because the total number of virtual processes is odd. For nonzero ϵ_0 , this constraint no longer applies and the even-odd effect is weaker.

The emergence of an effective temperature in a subsystem of a non-equilibrium system is a standard phenomena [3], what is surprising in this case is that this effective temperature is forced to equal the bath temperature. This indicates that, for small δ , the identification of $\hbar n_c \omega$ with a chemical potential is justified. The ability to engineer chemical potentials for light, with a temperature controlled by an external bath, has broad utility for quantum simulation with light [32, 51–54]

Lasing and Single-Photon Source.— As shown in Fig. 2(a), away from the thermal resonances, we observe a rich variety of steady state behavior. A general feature we observe is oscillations between gain and loss in the resonator transmission with varying drive parameters A , ω , and ϵ_0 [48]. In these regions, the gain is not phonon-assisted (as near the thermal resonances) and arises from resonant transitions between Floquet states.

Figure 2(a) also shows distinct regions where the light in the cavity is strongly antibunched, i.e., $g^{(2)}(0) \ll 1$. This indicates that the DQD-resonator system can act as a microwave single-photon source, similar to what has been achieved with superconducting qubits [29, 30]. Ideally one would like to achieve small $g^{(2)}(0)$ and $\langle a^\dagger a \rangle \approx 1$. As shown in Fig. 3, this is achieved near the conventional conditions for resonance fluorescence, where ω is near resonant with the bare two-level system [41, 42]. In addition, we find several other regions at large drive amplitudes where the system also achieves small $g^{(2)}(0)$ and

$\langle a^\dagger a \rangle \approx 1$. The dynamics in these regions can be understood in terms of resonance fluorescence in the Floquet basis, which has the strongest effect when the drive frequency and quasi-energy gap are near resonant with the cavity or (not shown) a sub-harmonic of the cavity.

Conclusions.— We showed that a strongly driven InAs nanowire DQD can equilibrate the photons in a nearby microwave resonator into a thermal state at the temperature of the surrounding substrate and a non-zero chemical potential. The highly nonlinear response of the DQD to the drive enables these chemical potentials to be induced at a harmonic of the drive frequency, allowing for efficient rejection of the drive field. Outside these thermal regions, we found regimes where the system begins lasing or acts as a microwave single-photon source. These latter two effects are broadly applicable to other DQD material systems. Furthermore, one can tune between these diverse regimes *in situ* simply by changing the drive parameters or DQD configuration. The DQD's broad utility to engineer quantum states of microwave photons suggests many applications to cQED.

Acknowledgements – MJG and JMT would like to thank the Kavli Institute for Theoretical Physics where some of this work was completed. This research was supported in part by the NSF and the NSF Physics Frontier at the JQI. Research at Princeton was supported by the Gordon and Betty Moore Foundation's EPiQS Initiative through Grant No. GBMF4535, with partial support from the Packard Foundation and the National Science Foundation (Grants No. DMR-1409556 and DMR-1420541).

-
- [1] P. L. Kapitza, *Dynamic Stability of a Pendulum when its Point of Suspension Vibrates*, Soviet Phys. JETP **21**, 588 (1951).
- [2] M. A. Lieberman, A. J. Lichtenberg, *Stochastic and Adiabatic Behavior of Particles Accelerated by Periodic Forces*, Phys. Rev. A **5**, 1852 (1972).
- [3] G. Casati and J. Ford, *Stochastic Behavior in Classical and Quantum Hamiltonian Systems*, vol. 93, (Springer, Berlin, Heidelberg, 1979).
- [4] D. R. Grempel, R. E. Prange, and S. Fishman, *Quantum Dynamics of a Nonintegrable System*, Phys. Rev. A **29**, 1639 (1984).
- [5] R. Graham, M. Schlautmann, and P. Zoller, *Dynamical Localization of Atomic-Beam Deflection by a Modulated Standing Light Wave*, Phys. Rev. A **45**, R19 (1992).
- [6] F. L. Moore, J. C. Robinson, C. Bharucha, P. E. Williams, and M. G. Raizen, *Observation of Dynamical Localization in Atomic Momentum Transfer: A New Testing Ground for Quantum Chaos*, Phys. Rev. Lett. **73**, 2974 (1994).
- [7] G. Lemarié, J. Chabé, P. Szriftgiser, J. C. Garreau, B. Grémaud, and D. Delande, *Observation of the Anderson Metal-Insulator Transition with Atomic Matter Waves: Theory and Experiment*, Phys. Rev. A **80**, 043626 (2009).
- [8] D. M. Basko, I. L. Aleiner, and B. L. Altshuler, *Metal-Insulator Transition in a Weakly Interacting Many-Electron System with Localized Single-Particle States*, Ann. Phys. **321**, 1126 (2006).
- [9] A. Pal, D. A. Huse, *Many-Body Localization Phase Transition*, Phys. Rev. B **82** 174411 (2010).
- [10] L. D'Alessio and A. Polkovnikov, *Many-Body Energy Localization Transition in Periodically Driven Systems*, Ann. Phys. **333**, 19 (2013).
- [11] A. Lazarides, A. Das, and R. Moessner, *Fate of many-body localization under periodic driving*, Phys. Rev. Lett. **115**, 030402 (2015).
- [12] P. Ponte, A. Chandran, Z. Papić, and D. A. Abanin, *Periodically Driven Ergodic and Many-Body Localized Quantum Systems*, Ann. Phys. **353**, 196 (2015).
- [13] W. Kohn, *Periodic Thermodynamics*, J. Stat. Phys. **103**, 417 (2001).
- [14] T. Kitagawa, T. Oka, A. Brataas, L. Fu, and E. Demler, *Transport Properties of Nonequilibrium Systems Under the Application of Light: Photoinduced Quantum Hall Insulators without Landau Levels*, Phys. Rev. B **84**, 235108 (2011).
- [15] N. H. Lindner, G. Refael, and V. Galitski, *Floquet Topological Insulator in Semiconductor Quantum Wells*, Nature Phys. **7**, 490 (2011).
- [16] Y. H. Wang, H. Steinberg, P. Jarillo-Herrero, and N. Gedik, *Observation of Floquet-Bloch States on the Surface of a Topological Insulator*, Science **342**, 453 (2013).
- [17] M. Langemeyer and M. Holthaus, *Energy Flow in Periodic Thermodynamics*, Phys. Rev. E **89**, 012101 (2014).
- [18] T. Shirai, T. Mori, and S. Miyashita, *Condition for Emergence of the Floquet-Gibbs State in Periodically Driven Open Systems*, Phys. Rev. E **91**, 030101 (2015).
- [19] Y. Y. Liu, J. Stehlik, C. Eichler, M. J. Gullans, J. M. Taylor, and J. R. Petta, *Semiconductor Double Quantum Dot Micromaser*, Science **347**, 285 (2015).
- [20] W. D. Oliver, Y. Yu, J. C. Lee, K. K. Berggren, L. S. Levitov, and T. P. Orlando, *Mach-Zehnder Interferometry in a Strongly Driven Superconducting Qubit*, Science **310**, 1653 (2005).
- [21] M. Sillanpää, T. Lehtinen, A. Paila, Y. Makhlin, and P. Hakonen, *Continuous-Time Monitoring of Landau-Zener Interference in a Cooper-Pair Box*, Phys. Rev. Lett. **96**, 187002 (2006).
- [22] S. Shevchenko, S. Ashhab, and F. Nori, *Landau-Zener-Stückelberg Interferometry*, Phys. Rep. **492**, 1 (2010).
- [23] J. R. Petta, H. Lu, and A. C. Gossard, *A Coherent Beam Splitter for Electronic Spin States*, Science **327**, 669 (2010).
- [24] L. Gaudreau, G. Granger, A. Kam, G. C. Aers, S. A. Studenikin, P. Zawadzki, M. Pioro-Ladrière, Z. R. Wasilewski, and A. S. Sachrajda, *Coherent Control of Three-Spin States in a Triple Quantum Dot*, Nature Phys. **8**, 54 (2012).
- [25] J. Stehlik, Y. Dovzhenko, J. R. Petta, J. R. Johanson, F. Nori, H. Lü, and A. C. Gossard, *Landau-Zener-Stückelberg interferometry of a Single Electron Charge Qubit*, Phys. Rev. B **86**, 121303 (2012).
- [26] C. Deng, J.-L. Orgiazzi, F. Shen, S. Ashhab, and A. Lupascu, *Observation of floquet states in a strongly driven artificial atom*, Phys. Rev. Lett. **115**, 133601 (2015).
- [27] L. Childress and J. McIntyre, *Multifrequency Spin Resonance in Diamond*, Phys. Rev. A **82**, 033839 (2010).
- [28] G. D. Fuchs, G. Burkard, P. V. Klimov, and D. D.

- Awschalom, *A Quantum Memory Intrinsic to Single Nitrogen-Vacancy Centres in Diamond*, *Nature Phys.* **7**, 789 (2011).
- [29] A. A. Houck, D. I. Schuster, J. M. Gambetta, J. A. Schreier, B. R. Johnson, J. M. Chow, L. Frunzio, J. Majer, M. H. Devoret, S. M. Girvin, et al., *Generating single microwave photons in a circuit*, *Nature* **449**, 328 (2007).
- [30] D. Bozyigit, C. Lang, L. Steffen, J. M. Fink, C. Eichler, M. Baur, R. Bianchetti, P. J. Leek, S. Filipp, M. P. da Silva, et al., *Antibunching of microwave-frequency photons observed in correlation measurements using linear detectors*, *Nature Phys.* **7**, 154 (2010).
- [31] M. Grajcar, S. H. W. van der Ploeg, A. Izmalkov, E. Il'ichev, H. G. Meyer, A. Fedorov, A. Shnirman, and G. Schön, *Sisyphus cooling and amplification by a superconducting qubit*, *Nature Phys.* **4**, 612 (2008).
- [32] M. Hafezi, P. Adhikari, and J. M. Taylor, *Chemical potential for light by parametric coupling*, *Phys. Rev. B* **92**, 174305 (2015).
- [33] L. Childress, A. S. Sorensen, and M. D. Lukin, *Mesoscopic Cavity Quantum Electrodynamics with Quantum Dots*, *Phys. Rev. A* **69**, 042302 (2004).
- [34] K. D. Petersson, L. W. McFaul, M. D. Schroer, M. Jung, J. M. Taylor, A. A. Houck, and J. R. Petta, *Circuit Quantum Electrodynamics with a Spin Qubit*, *Nature (London)* **490**, 380 (2012).
- [35] T. Frey, P. J. Leek, M. Beck, A. Blais, T. Ihn, K. Ensslin, and A. Wallraff, *Dipole Coupling of a Double Quantum Dot to a Microwave Resonator*, *Phys. Rev. Lett.* **108**, 046807 (2012).
- [36] Y.-Y. Liu, K. D. Petersson, J. Stehlik, J. M. Taylor, and J. R. Petta, *Photon emission from a cavity-coupled double quantum dot*, *Phys. Rev. Lett.* **113**, 036801 (2014).
- [37] A. Stockklauser, V. F. Maisi, J. Basset, K. Cujia, C. Reichl, W. Wegscheider, T. Ihn, A. Wallraff, and K. Ensslin, *Microwave Emission from Hybridized States in a Semiconductor Charge Qubit*, *Phys. Rev. Lett.* **115**, 046802 (2015).
- [38] T. Fujisawa, T. H. Oosterkamp, W. G. van der Wiel, B. W. Broer, R. Aguado, S. Tarucha, and L. P. Kouwenhoven, *Spontaneous Emission Spectrum in Double Quantum Dot Devices*, *Science* **282**, 932 (1998).
- [39] J. R. Petta, A. C. Johnson, C. M. Marcus, M. P. Hanson, and A. C. Gossard, *Manipulation of a single charge in a double quantum dot*, *Phys. Rev. Lett.* **93**, 186802 (2004).
- [40] M. J. Gullans, Y.-Y. Liu, J. Stehlik, J. R. Petta, and J. M. Taylor, *Phonon-assisted gain in a semiconductor double quantum dot maser*, *Phys. Rev. Lett.* **114**, 196802 (2015).
- [41] H. Kimble and L. Mandel, *Theory of resonance fluorescence*, *Phys. Rev. A* **13**, 2123 (1976).
- [42] H. Kimble, M. Dagenais, and L. Mandel, *Photon Antibunching in Resonance Fluorescence*, *Phys. Rev. Lett.* **39**, 691 (1977).
- [43] M. Grifoni and P. Hänggi, *Driven Quantum Tunneling*, *Phys. Rep.* **304**, 229 (1998).
- [44] T. H. Oosterkamp, T. Fujisawa, W. G. van der Wiel, K. Ishibashi, R. V. Hijman, S. Tarucha, and L. P. Kouwenhoven, *Microwave spectroscopy of a quantum-dot molecule*, *Nature (London)* **395**, 873 (1998).
- [45] H. Sambe, *Steady States and Quasienergies of a Quantum-Mechanical System in an Oscillating Field*, *Phys. Rev. A* **7**, 2203 (1973).
- [46] T. Brandes, *Coherent and collective quantum optical effects in mesoscopic systems*, *Phys. Rep.* **408**, 315 (2005).
- [47] C. Weber, A. Fuhrer, C. Fasth, G. Lindwall, L. Samuelson, and A. Wacker, *Probing Confined Phonon Modes by Transport through a Nanowire Double Quantum Dot*, *Phys. Rev. Lett.* **104**, 036801 (2010).
- [48] See supplemental material for details of photon correlation function calculations and discussion of gain oscillations away from thermal resonances.
- [49] M. O. Scully and S. Zubairy, *Quantum Optics* (Cambridge University Press, 1997).
- [50] This expression for $R_{e(a)}$ shows that the even-odd effect with n_c arises from the matrix element $u_{x n_c}^{z0}$ and, thus, can be considered as a type of selection rule when $\epsilon_0 = 0$.
- [51] J. Klaers, J. Schmitt, F. Vewinger, and M. Weitz, *Bose-Einstein Condensation of Photons in an Optical Microcavity*, *Nature (London)* **468**, 545 (2010).
- [52] T. Byrnes, N. Y. Kim, and Y. Yamamoto, *Exciton-Polariton Condensates*, *Nature Phys.* **10**, 803 (2014).
- [53] M. J. Hartmann, F. G. S. L. Brandao, and M. B. Plenio, *Strongly Interacting Polaritons in Coupled Arrays of Cavities*, *Nature Phys.* **2**, 849 (2006).
- [54] A. D. Greentree, C. Tahan, J. H. Cole, L. C. L. Hollenberg, *Quantum Phase Transitions of Light*, *Nature Phys.* **2**, 856 (2006).

Supplemental material to the manuscript: “Sisyphus Thermalization of Photons in a Cavity-Coupled Double Quantum Dot”

M. J. Gullans,^{1,2} J. Stehlik,³ Y.-Y. Liu,³ C. Eichler,³ J. R. Petta,³ and J. M. Taylor^{1,2}

¹*Joint Quantum Institute, National Institute of Standards and Technology, Gaithersburg, Maryland 20899, USA*

²*Joint Center for Quantum Information and Computer Science, University of Maryland, College Park, Maryland 20742, USA*

³*Department of Physics, Princeton University, Princeton, New Jersey 08544, USA*

PHOTON CORRELATION FUNCTIONS

The master equation for the DQD with $g_c = 0$ [Eq. (10) in the main text] can be used to evaluate all correlation functions of the form $\langle \prod_{i=1}^n \sigma_{\nu_i}(t_i) \rangle$ using the quantum regression theorem [S1]. In particular, the Liouvillian associated with this master equation can be written as a matrix operating on the vector of the density matrix components $\rho_n = (\rho_n^-, \rho_n^+, \rho_n^{+-}, \rho_n^{++})^T$ as

$$\mathcal{L} = \begin{pmatrix} -\gamma_+ & 0 & 0 & \gamma_- \\ 0 & -(\gamma - i\Delta) & 0 & 0 \\ 0 & 0 & -(\gamma + i\Delta) & 0 \\ \gamma_+ & 0 & 0 & -\gamma_- \end{pmatrix} \quad (\text{S1})$$

where $\gamma = (\gamma_+ + \gamma_-)/2$ is the dephasing rate. The steady state is

$$\rho_{ss} = \left(\frac{\gamma_+}{2\gamma}, 0, 0, \frac{\gamma_-}{2\gamma} \right)^T \quad (\text{S2})$$

A complete basis of operators acting on the two-level system is given by $\hat{\Lambda}_{\pm} = \sigma_{\pm}$ and $\hat{\Lambda}_z = \sigma_z - \langle \sigma_z \rangle$, which have the simple time evolution under \mathcal{L}

$$\langle \hat{\Lambda}_{\pm}(t) \rangle = \langle \hat{\Lambda}_{\pm}(0) \rangle e^{-(\gamma \pm i\Delta)t}, \quad (\text{S3})$$

$$\langle \hat{\Lambda}_z(t) \rangle = \langle \hat{\Lambda}_z(0) \rangle e^{-2\gamma t}. \quad (\text{S4})$$

We let τ be the permutation such that $t_{\tau(1)} > t_{\tau(2)} > \dots > t_{\tau(n)}$, then Eq. (S3) and Eq. (S4) imply

$$\left\langle \prod_i \hat{\Lambda}_{\nu_i}(t_i) \right\rangle = f_{\nu_1, \dots, \nu_n}(t_1, \dots, t_n) \left\langle \prod_i \hat{\Lambda}_{\nu_i}(0) \right\rangle, \quad (\text{S5})$$

$$f_{\nu_1, \dots, \nu_n}(t_1, \dots, t_n) = \prod_{i=1}^{n-1} e^{-\gamma_{\nu_{\tau(i)}} [t_{\tau(i)} - t_{\tau(i+1)}]}, \quad (\text{S6})$$

where $\gamma_{\pm} = \gamma \pm i\Delta$ and $\gamma_z = 2\gamma$.

To find the correlation functions for the cavity field we treat the phonons as a Markovian bath and derive the Heisenberg-Langevin equations of motion for a [S1]

$$\dot{a} = -\left(\frac{\kappa + \hat{R}_a - \hat{R}_e}{2} + i\delta \right) a + \sum_{m,\nu} \frac{2it_c g_c}{\hbar\omega_c} u_{y_n c}^{\nu m} \hat{\Lambda}_{\nu} \hat{F}_m \quad (\text{S7})$$

$$+ \sum_m \frac{2it_c g_c}{\hbar\omega_c} u_{y_n c}^{z m} \langle \sigma_z \rangle \hat{F}_m + \sum_{\nu} \sigma_{\nu} (\hat{\mathcal{F}}_{a\nu} + \hat{\mathcal{F}}_{e\nu}^{\dagger}) + \hat{\mathcal{F}}_c,$$

$$\hat{R}_a = \sum_{n \geq 0} \gamma_{a_z}^n + \gamma_{a_+}^n (1 - \sigma_z)/2 + \gamma_{a_-}^n (1 + \sigma_z)/2, \quad (\text{S8})$$

$$\hat{R}_e = \sum_{n \geq 0} \gamma_{e_z}^n + \gamma_{e_+}^n (1 - \sigma_z)/2 + \gamma_{e_-}^n (1 + \sigma_z)/2. \quad (\text{S9})$$

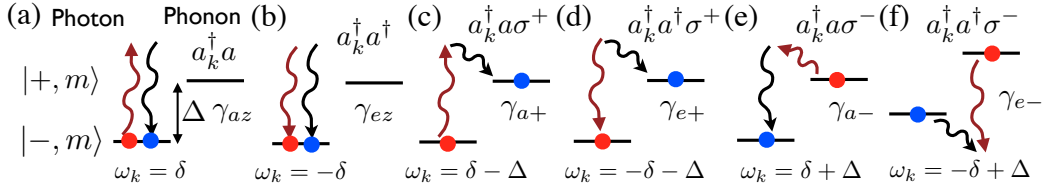


FIG. S1: Enumeration of phonon-assisted-photon processes starting from the state with the red circle and ending in the state with the blue circle. $|\pm, m\rangle$ are the Floquet states with quasi-energy $\pm\hbar\Delta$ and Floquet index m . All processes are drawn that *create* a phonon and either create or annihilate a photon. (a-b) Raman scattering process ending in the same state as the initial state with a phonon created at the frequency $\omega_k = \pm\delta = \pm(\omega_c - n_c\omega)$. (c-d) Processes starting in the lower Floquet state and ending in the upper state with a phonon created at frequency $\omega_k = \pm\delta - \Delta$. (e-f) Processes starting in the upper Floquet state and ending in the lower state with the creation of a photon at frequency $\omega_k = \pm\delta + \Delta$.

Each term in $\hat{R}_{e(a)}$ arises from the corresponding phonon-assisted, photon creation (annihilation) processes labeled in Fig. S1. They can be derived from Fermi's Golden rule for Floquet states as

$$\gamma_{az}^n = |u_{xn-n_c}^{z0}|^2 \mathcal{J}_R(\delta + n\omega), \quad (\text{S10})$$

$$\gamma_{ez}^n = |u_{xn+n_c}^{z0}|^2 \mathcal{J}_R(-\delta + n\omega), \quad (\text{S11})$$

$$\gamma_{a\pm}^n = |u_{xn-n_c}^{\pm m_{a\pm}}|^2 \mathcal{J}_R[\delta \pm \Delta + (n + m_{a\pm})\omega], \quad (\text{S12})$$

$$\gamma_{e\pm}^n = |u_{xn+n_c}^{\pm m_{e\pm}}|^2 \mathcal{J}_R[-\delta \pm \Delta + (n + m_{e\pm})\omega], \quad (\text{S13})$$

where \mathcal{J}_R is defined in Eq. (12) of the main text, $m_{e\pm}$ is the closest integer to $(\delta \mp \Delta)/\omega$, and $m_{a\pm}$ is the closest integer to $(-\delta \mp \Delta)/\omega$. They each have an associated noise operator $\hat{\mathcal{F}}_{e(a)\nu}$ which satisfy

$$\langle \hat{\mathcal{F}}_{az}^\dagger(t) \hat{\mathcal{F}}_{az}(t') \rangle = \sum_{n \geq 0} \gamma_{az}^n n_p(\delta + n\omega) \delta(t - t'), \quad (\text{S14})$$

$$[\hat{\mathcal{F}}_{az}(t), \hat{\mathcal{F}}_{az}^\dagger(t')] = \sum_{n \geq 0} \gamma_{az}^n \delta(t - t'), \quad (\text{S15})$$

and similarly for the other noise operators. $\hat{\mathcal{F}}_c$ is the noise operator associated with the cavity decay κ and satisfies

$$\langle \hat{\mathcal{F}}_c^\dagger(t) \hat{\mathcal{F}}_c(t') \rangle = \kappa n_p(\omega_c) \delta(t - t'), \quad (\text{S16})$$

$$[\hat{\mathcal{F}}_c(t), \hat{\mathcal{F}}_c^\dagger(t')] = \kappa \delta(t - t') \quad (\text{S17})$$

To calculate the correlation functions of a we first approximate $\hat{R}_{e(a)}$ by their expectation values and formally integrate the equation for a

$$a(t) = a_c(t) + a_d(t) + a_f(t),$$

$$a_c(t) = \sum_m \frac{2it_c g_c}{\hbar\omega_c} \frac{u_{yn_c}^{zm} \langle \sigma_z \rangle \hat{F}_m(t)}{(\kappa + R_a - R_e)/2 + i(\delta + m\omega)} \quad (\text{S18})$$

$$a_d(t) = \sum_{m,\nu} \frac{2it_c g_c}{\hbar\omega_c} u_{yn_c}^{\nu m} \hat{F}_m(t) \int_{-\infty}^t dt' e^{-[(\kappa + R_a - R_e)/2 + i\delta](t-t')} \hat{\Lambda}_\nu(t') e^{im\omega t'} \quad (\text{S19})$$

$$a_f(t) = \int_{-\infty}^t dt' e^{-[(\kappa + R_a - R_e)/2 + i\delta](t-t')} \left\{ \sum_\nu \sigma_\nu(t') [\hat{\mathcal{F}}_{a\nu}(t') + \hat{\mathcal{F}}_{e\nu}^\dagger(t')] + \hat{\mathcal{F}}_c(t') \right\}. \quad (\text{S20})$$

The resonator field has three distinct contributions: $a_c(t)$ describes coherent light arising from the strong driving of the DQD, $a_d(t)$ arises from the resonance fluorescence of the DQD and gives rise to anti-bunched light, and the $a_f(t)$ describes the thermal contributions to the light. a_f has the

property that it only gives a non-zero expectation value when it is paired with a_f^\dagger , this allows for the simplification

$$\langle a^\dagger a \rangle = \langle a_f^\dagger a_f \rangle + \langle a_c^\dagger a_c \rangle + \langle a_d^\dagger a_d \rangle, \quad (\text{S21})$$

$$g^{(2)}(0) = \frac{2[\langle a^\dagger a \rangle^2 - (\langle a_c^\dagger a_c \rangle - \langle a_d^\dagger a_d \rangle)^2] + \langle (a_c + a_d)^\dagger (a_c + a_d)^\dagger (a_c + a_d) (a_c + a_d) \rangle}{\langle a^\dagger a \rangle^2}, \quad (\text{S22})$$

$$\approx \frac{2[\langle a^\dagger a \rangle^2 - (\langle a_c^\dagger a_c \rangle - \langle a_d^\dagger a_d \rangle)^2] + \langle a_d^\dagger a_d^\dagger a_d a_d \rangle}{\langle a^\dagger a \rangle^2}, \quad (\text{S23})$$

where we use the fact that a_c is generally a small coherent field compared to a_d . From this formula, we see that antibunching will only occur when $\langle a_f^\dagger a_f \rangle \ll \langle a_d^\dagger a_d \rangle$ and $\langle a_d^\dagger a_d^\dagger a_d a_d \rangle \ll \langle a_d^\dagger a_d \rangle^2$. This second inequality always holds because of the strong phonon emission of the DQD. The large phonon decay rate implies that when the DQD emits a single photon it is unlikely that it will emit another photon the next time it is excited. This can be proved by looking at the scaling of the contributions of a_d to the numerator of $g^{(2)}(0)$

$$\begin{aligned} \langle a_d^\dagger a_d^\dagger a_d a_d \rangle &\sim \int_{-\infty}^t dt_1 \int_{-\infty}^{t_1} dt_2 \int_{-\infty}^{t_2} dt_3 \int_{-\infty}^{t_3} dt_4 \langle \hat{\Lambda}_z(t_1) \hat{\Lambda}_z(t_2) \hat{\Lambda}_z(t_3) \hat{\Lambda}_z(t_4) \rangle \\ &\times e^{-\frac{(\kappa + R_a - R_e)}{2}(4t - t_1 - t_2 - t_3 - t_4) + i(\delta + m\omega)(t_1 + t_2 - t_3 - t_4)} + \dots \\ &= \int_{-\infty}^t dt' \int_0^\infty d\tau_1 d\tau_2 d\tau_3 e^{2(\kappa + R_a - R_e)(t - t') - \kappa(3\tau_1 + 2\tau_2 + \tau_3) - i(\delta + m\omega)(\tau_1 + 2\tau_2 + \tau_3) - 2\gamma(\tau_1 + \tau_2 + \tau_3)} + \dots \\ &= \frac{1}{4(\kappa + R_a - R_e)(\gamma + i\delta)(2\gamma + i\delta)^2} + \dots \end{aligned} \quad (\text{S24})$$

Due to Eq. (S5), all the additional terms take the same form and are of the same order of magnitude as Eq. (S24). These contributions should be compared to the typical size of the contribution to the denominator of $g^{(2)}(0)$

$$\begin{aligned} \langle a_d^\dagger a_d \rangle &\sim \int_{-\infty}^t dt' \int_0^\infty d\tau e^{-(\kappa + R_a - R_e)(t - t') - \kappa\tau + i(\delta + m\omega)\tau} \langle \hat{\Lambda}_z(t') \hat{\Lambda}_z(t' - \tau) \rangle \\ &= \frac{1}{(\kappa + R_a - R_e)(2\gamma + i\delta)}. \end{aligned} \quad (\text{S25})$$

As a result, $\langle a_d^\dagger a_d^\dagger a_d a_d \rangle / \langle a_d^\dagger a_d \rangle^2 \lesssim \kappa / \gamma \approx 10^{-3}$ under typical experimental conditions [S2]. Because of this large suppression, we neglect the term $\langle a_d^\dagger a_d^\dagger a_d a_d \rangle$ when calculating $g^{(2)}(0)$.

GAIN OSCILLATIONS AWAY FROM THERMAL RESONANCES

As mentioned in the main text, away from the thermal resonances we generically observe strong oscillations between gain and loss. Unlike near the thermal resonances, the gain, in this case, is not phonon-assisted and instead arises from resonant transitions between Floquet quasi-energy states. Figure S2 shows the gain $G = \kappa^2 / (R_e - R_a - \kappa)^2$ as a function of A and ϵ_0 for a drive frequency $\omega_c / \omega = 0.75$ far away from the thermal resonances.

[S1] M. O. Scully and S. Zubairy, *Quantum Optics* (Cambridge University Press, 1997).

[S2] Y.-Y. Liu, K. D. Petersson, J. Stehlik, J. M. Taylor, and J. R. Petta, *Photon emission from a cavity-coupled double quantum dot*, Phys. Rev. Lett. **113**, 036801 (2014).

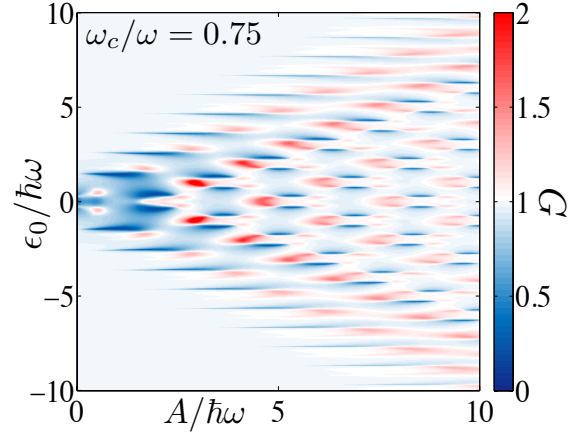


FIG. S2: (a) Normalized gain G for fixed $\omega_c/\omega = 0.75$ and varying A and ϵ_0 . We took $\omega_c/2\pi = 7.5$ GHz, $t_c = 20$ μ eV, $\epsilon_0 = 0$, $g_c/2\pi = 70$ MHz, $\kappa/2\pi = 1.3$ MHz, $\eta = 5$ ns $^{-1}$, and $T = 200$ mK.