

TWO-SAMPLE TESTS BASED ON GEOMETRIC GRAPHS: ASYMPTOTIC DISTRIBUTION AND DETECTION THRESHOLDS

BHASWAR B. BHATTACHARYA

ABSTRACT. In this paper we consider the problem of testing the equality of two multivariate distributions based on geometric graphs, constructed using the inter-point distances between the observations. These include the test based on the minimum spanning tree and the K -nearest neighbor (NN) graphs, among others. These tests are asymptotically distribution-free, universally consistent, and computationally efficient, making them particularly useful in modern applications. However, very little is known about the power properties of these tests. In this paper, using the theory of stabilizing geometric graphs, we derive the asymptotic distribution of these tests under general alternatives, in the Poissonized setting. Using this, the detection threshold and the limiting local power of the test based on the K -NN graph are obtained, where interesting exponents depending on dimension emerge. This provides a way to compare and justify the performance of these tests in different examples.

1. INTRODUCTION

Let F and G be two continuous distribution functions in \mathbb{R}^d with densities f and g with respect to Lebesgue measure, respectively. Given independent and identically distributed samples

$$\mathcal{X}_{N_1} = \{X_1, X_2, \dots, X_{N_1}\} \quad \text{and} \quad \mathcal{Y}_{N_2} = \{Y_1, Y_2, \dots, Y_{N_2}\} \quad (1.1)$$

from two unknown densities f and g , respectively, the two-sample problem is to distinguish the hypotheses

$$H_0 : f = g, \quad \text{versus} \quad H_1 : f \neq g. \quad (1.2)$$

In this paper, we will derive asymptotic properties of two-sample tests based on geometric graphs in the usual limiting regime where the dimension d is fixed and the sample size $N_1 + N_2 := N \rightarrow \infty$, such that

$$\frac{N_1}{N_1 + N_2} \rightarrow p \in (0, 1), \quad \frac{N_2}{N_1 + N_2} \rightarrow q := 1 - p. \quad (1.3)$$

For univariate data, there are several well-known nonparametric tests such as the Kolmogorov-Smirnov maximum deviation test [27], the Wald-Wolfowitz runs test [29], and the Mann-Whitney rank test [19].

The two-sample problem for multivariate data has been extensively studied, beginning with the work of Weiss [30] and Bickel [6]. Friedman and Rafsky [11] generalized the Wald-Wolfowitz runs test [29] to higher dimensions using the Euclidean minimal spanning tree (MST) of the pooled data. Thereafter, many other two-sample tests based on geometric graphs have been proposed. Schilling [26] and Henze [15] used tests based on the K -nearest neighbor (K -NN) graph of the pooled sample. Later, Rosenbaum [23] developed a test based on matchings, and, more recently, Biswas et al. [7] proposed a test based on the Hamiltonian cycle, both of which are exactly distribution-free under the null. Recently, Chen et al. [8, 9] proposed new modifications of these tests for high-dimensional and object data. Maa et al. [18] provided certain theoretical motivations for using tests based on inter-point distances.

Another class of multivariate two-sample tests is the Liu-Singh rank sum statistics [17], which generalize the Mann-Whitney rank test using the notion of data-depth [28, 17]. For other popular two-sample tests refer to [3, 4, 12, 14, 24] and the references therein.

1.1. Graph-Based Two-Sample Tests. Many of the tests mentioned above can be studied in the general framework of graph-based two-sample tests [5], which include the tests based on geometric graphs, as well as, those based on data-depth. To this end, we have the following definition: A *graph functional* \mathcal{G} in \mathbb{R}^d defines a graph for all finite subsets of \mathbb{R}^d , that is, given $S \subset \mathbb{R}^d$ finite, $\mathcal{G}(S)$ is a graph with vertex set S . A graph functional is said to be *undirected/directed* if the graph $\mathcal{G}(S)$ is an undirected/directed graph with vertex set S . We assume that $\mathcal{G}(S)$ has no self loops and multiple edges, that is, no edge is repeated more than once in the undirected case, and no edge in the same direction is repeated more than once in the directed case. The set of edges in the graph $\mathcal{G}(S)$ will be denoted by $E(\mathcal{G}(S))$.

Definition 1.1 (Bhattacharya [5]). Let \mathcal{X}_{N_1} and \mathcal{Y}_{N_2} be i.i.d. samples of size N_1 and N_2 from densities f and g , respectively, as in (1.1). The *2-sample test statistic based on the graph functional* \mathcal{G} is defined as

$$T(\mathcal{G}(\mathcal{X}_{N_1} \cup \mathcal{Y}_{N_2})) := \sum_{i=1}^{N_1} \sum_{j=1}^{N_2} \mathbf{1}\{(X_i, Y_j) \in E(\mathcal{G}(\mathcal{X}_{N_1} \cup \mathcal{Y}_{N_2}))\}. \quad (1.4)$$

If \mathcal{G} is an undirected graph functional, then the statistic (1.4) counts the number of edges in the graph $\mathcal{G}(\mathcal{X}_{N_1} \cup \mathcal{Y}_{N_2})$ with one end point in \mathcal{X}_{N_1} and the other in \mathcal{Y}_{N_2} . If \mathcal{G} is a directed graph functional, then (1.4) is the number of directed edges with the outward end in \mathcal{X}_{N_1} and the inward end in \mathcal{Y}_{N_2} . This includes the Friedman-Rafsky (FR) test [11] (based on the MST), the test based on the K -NN graph [15, 26], the cross match test [23] (based on minimum non-bipartite matching), among others. The tests are asymptotically distribution-free, universally consistent, and computationally efficient (both in sample size and in dimension), making them particularly attractive for modern statistical applications.

1.2. Poissonization. In the Poissonized setting, instead of taking N_1 samples from the F and N_2 from G , we have $\text{Pois}(N_1)$ from F and $\text{Pois}(N_2)$ samples from G .¹ To this end, suppose $\mathcal{X} = \{X_1, X_2, \dots\}$ and $\mathcal{Y} = \{Y_1, Y_2, \dots\}$ be i.i.d. samples from f and g , respectively, and

$$\mathcal{X}'_{N_1} = \{X_1, X_2, \dots, X_{L_{N_1}}\} \quad \text{and} \quad \mathcal{Y}'_{N_2} = \{Y_1, Y_2, \dots, X_{L_{N_2}}\}, \quad (1.5)$$

where $L_{N_1} \sim \text{Pois}(N_1)$ and $L_{N_2} \sim \text{Pois}(N_2)$ are independent of each other, and of \mathcal{X} and \mathcal{Y} . Given a graph function \mathcal{G} , the Poissonized the two-sample statistic is defined as:

$$T(\mathcal{G}(\mathcal{X}'_{N_1} \cup \mathcal{Y}'_{N_2})) := \sum_{i=1}^{L_{N_1}} \sum_{j=1}^{L_{N_2}} \mathbf{1}\{(X_i, Y_j) \in E(\mathcal{G}(\mathcal{X}'_{N_1} \cup \mathcal{Y}'_{N_2}))\}.$$

The distribution of this statistic can be described as follows: Let $\phi_N(x) := \frac{N_1}{N}f(x) + \frac{N_2}{N}g(x)$ and Z_1, Z_2, \dots , be independent random variables with common density $\phi_N(\cdot)$. Let L_N be an independent Poisson variable with mean $N_1 + N_2$. Then $\mathcal{Z}'_N = \{Z_1, Z_2, \dots, Z_{L_N}\}$ is a non-homogeneous

¹The spatial independence of the Poisson process simplifies calculations and yields cleaner formulas for the asymptotic variances (see Remark 3.3 for a discussion on de-Poissonization techniques).

Poisson process in \mathbb{R}^d with rate function $N\phi_N = N_1f + N_2g$. Label each point of $z_i \in \mathcal{Z}'_N$ independently with

$$c_i = \begin{cases} 1 & \text{with probability } \frac{N_1f(z_i)}{N_1f(z_i)+N_2g(z_i)}, \\ 2 & \text{with probability } \frac{N_2g(z_i)}{N_1f(z_i)+N_2g(z_i)}. \end{cases} \quad (1.6)$$

Then the sets of points assigned labels 1 and 2 have the same distribution as \mathcal{X}'_{N_1} and \mathcal{Y}'_{N_2} (as in (1.5)), respectively. This implies that for a directed graph functional \mathcal{G} ², the Poissonized 2-sample test statistic can be re-written as

$$T(\mathcal{G}(\mathcal{Z}'_N)) := \sum_{x,y \in \mathcal{Z}'_N} \psi(c_x, c_y) \mathbf{1}\{(x, y) \in E(\mathcal{G}(\mathcal{Z}'_N))\}, \quad (1.7)$$

where $\psi(c_x, c_y) = \mathbf{1}\{c_x = 1, c_y = 2\}$.

Denote by \mathbb{E}_{H_0} and \mathbb{E}_{H_1} the expectation under the null and the alternative, respectively. For a directed graph functional \mathcal{G} ,

$$\mathbb{E}_{H_0}(T(\mathcal{G}(\mathcal{Z}'_N))) = \frac{N_1N_2}{(N_1 + N_2)^2} \mathbb{E}_{H_0}(|E(\mathcal{G}(\mathcal{Z}'_N))|).$$

For example, for the MST functional, $\mathbb{E}_{H_0}(|E(\mathcal{T}(\mathcal{Z}'_N))|) = N-1$, and for the K -NN graph functional $\mathbb{E}_{H_0}(|E(\mathcal{N}_K(\mathcal{Z}'_N))|) = KN$, respectively. Thus, the level α -test based on \mathcal{G} rejects when

$$\frac{1}{\sqrt{N}} \left\{ T(\mathcal{G}(\mathcal{Z}'_N)) - \mathbb{E}_{H_0}(T(\mathcal{G}(\mathcal{Z}'_N))) \right\} \leq \sigma_{\mathcal{G}} z_{\alpha}, \quad (1.8)$$

where z_{α} is the standard normal quantile of level α , and $\sigma_{\mathcal{G}}^2$ is the limiting null variance of $\frac{1}{\sqrt{N}}T(\mathcal{G}(\mathcal{Z}'_N))$, which depends on the graph functional \mathcal{G} , but not on the unknown null distribution (because these tests are generally asymptotically distribution-free).

1.3. Stabilizing Graphs. Many geometric graphs such as the MST and the K -NN graph, have local dependence, that is, addition/deletion of a point only effects the edges incident on the neighborhood of that point. This was formalized by Penrose and Yukich [22] using stabilization. To describe the notion of stabilization, few definitions are needed: A subset $S \subset \mathbb{R}^d$ is *locally finite*, if $S \cap C$ is finite, for all compact subsets $C \subset \mathbb{R}^d$. A locally finite set $S \subset \mathbb{R}^d$ is *nice* if all the inter-point distances among elements of S are distinct. If S is a set of N i.i.d. points W_1, W_2, \dots, W_N from some continuous distribution function F , then the distribution of $\|W_1 - W_2\|$ does not have any point mass, and S is nice.

Let \mathcal{G} be a graph functional defined for all locally finite subsets of \mathbb{R}^d . For $S \subset \mathbb{R}^d$ nice and $x \in \mathbb{R}^d$, let $E(x, \mathcal{G}(S))$ be the set edges incident on x in $\mathcal{G}(S \cup \{x\})$. Note that $|E(x, \mathcal{G}(S))| := d(x, \mathcal{G}(S))$, the (total) degree of the vertex x in $\mathcal{G}(S \cup \{x\})$.

Definition 1.2. Given $S \subset \mathbb{R}^d$ and $y \in \mathbb{R}^d$ and $a \in \mathbb{R}$, denote by $y + S = \{y + z : z \in S\}$ and $aS = \{az : z \in S\}$. A graph functional \mathcal{G} is said to be *translation invariant* if the graphs $\mathcal{G}(x + S)$ and $\mathcal{G}(S)$ are isomorphic for all points $x \in \mathbb{R}^d$ and all locally finite $S \subset \mathbb{R}^d$. A graph functional \mathcal{G} is *scale invariant* if $\mathcal{G}(aS)$ and $\mathcal{G}(S)$ are isomorphic for all points $a \in \mathbb{R}$ and all locally finite $S \subset \mathbb{R}^d$.

²Note that every undirected graph functional \mathcal{G} can be modified to a directed graph functional \mathcal{G}_+ in a natural way: For $S \subset \mathbb{R}^d$ finite, $\mathcal{G}_+(S)$ is obtained by replacing every edge in $\mathcal{G}(S)$ with two directed edges, one in each direction. Thus, without loss of generality, it suffices to consider directed graph functionals.

Let \mathcal{P}_λ be the Poisson process of intensity $\lambda \geq 0$ in \mathbb{R}^d , and $\mathcal{P}_\lambda^x := \mathcal{P}_\lambda \cup \{x\}$, for $x \in \mathbb{R}^d$. Penrose and Yukich [22] defined stabilization of graph functionals over homogeneous Poisson processes as follows:

Definition 1.3 (Penrose and Yukich [22]). A translation and scale invariant graph functional \mathcal{G} stabilizes \mathcal{P}_λ if there exists a random but almost surely finite variable R such that

$$E(0, \mathcal{G}(\mathcal{P}_\lambda^0)) = E(0, \mathcal{G}(\mathcal{P}_\lambda^0 \cap B(0, R) \cup \mathcal{A})), \quad (1.9)$$

for all finite $\mathcal{A} \subset \mathbb{R}^d \setminus B(0, R)$, where $B(0, R)$ is the (Euclidean) ball of radius R centered at the origin $0 \in \mathbb{R}^d$.

Informally, a graph functional is stabilizing if addition of finitely many points outside a ball of finite radius centered at the origin, does not effect the set of edges incident at the origin. The K -NN graph and the minimum spanning tree are known to be stabilizing [22, Lemma 2.1]. We discuss the two-sample tests associated with these graphs below.

1.3.1. *Friedman-Rafsky (FR) Test.* Friedman and Rafsky [11] generalized the Wald and Wolfowitz runs test to higher dimensions by using the Euclidean minimal spanning tree of the pooled sample.

Definition 1.4. Given a nice finite set $S \subset \mathbb{R}^d$, a *spanning tree* of S is a connected graph \mathcal{T} with vertex-set S and no cycles. The *length* $w(\mathcal{T})$ of \mathcal{T} is the sum of the Euclidean lengths of the edges of \mathcal{T} . A *minimum spanning tree* (MST) of S , denoted by $\mathcal{T}(S)$, is a spanning tree with the smallest length, that is, $w(\mathcal{T}(S)) \leq w(\mathcal{T})$ for all spanning trees \mathcal{T} of S .

Thus, \mathcal{T} defines a graph functional in \mathbb{R}^d , and given \mathcal{X}'_{N_1} and \mathcal{Y}'_{N_2} as in (1.5), the FR-test rejects H_0 for small values of

$$\begin{aligned} T(\mathcal{T}(\mathcal{Z}'_N)) &= \sum_{x, y \in \mathcal{Z}'_N} \mathbf{1}\{c_x \neq c_y\} \mathbf{1}\{(x, y) \in E(\mathcal{T}(\mathcal{Z}'_N))\}, \\ &= \sum_{x, y \in \mathcal{Z}'_N} \psi(c_x, c_y) \mathbf{1}\{(x, y) \in E(\mathcal{T}_+(\mathcal{Z}'_N))\}, \end{aligned} \quad (1.10)$$

where $\mathcal{Z}'_N = \mathcal{X}'_{N_1} \cup \mathcal{Y}'_{N_2}$ and $\mathcal{T}_+(\mathcal{Z}'_N)$ is obtained by replacing every (undirected) edge in $\mathcal{T}(\mathcal{Z}'_N)$ with two directed edges, one in each direction. Note that this counts the number of edges in the MST of the pooled sample with one end-point in sample 1 and the other end-point in sample 2, which is expected small when the two distributions are different.³

Friedman and Rafsky [11] calibrated (1.10) as a permutation test, and showed that it has good power in finite sample simulations. Later, Henze and Penrose [16] proved that the statistic $T(\mathcal{T}(\mathcal{Z}'_N))$ is asymptotically normal under H_0 and is consistent under all fixed alternatives.

1.3.2. *Test Based on the K -Nearest Neighbor (K -NN) Graph.* As in (1.10), a multivariate two-sample test can be constructed using the K -nearest neighbor graph of \mathcal{Z}'_N . This was originally suggested by Friedman and Rafsky [11], and later studied by Schilling [26] and Henze [15].

Definition 1.5. Given a nice finite set $S \subset \mathbb{R}^d$, the (directed) K -nearest neighbor graph (K -NN) is a graph with vertex set S with a directed edge (a, b) , for $a, b \in S$, if the Euclidean distance between a and b is among the K -th smallest distances from a to any other point in S . Denote the directed K -NN of S by $\mathcal{N}_K(S)$.

³This reduces to the well-known Wald-Wolfowitz runs test when dimension $d = 1$, where the MST is the path through the data.

Given $\mathcal{Z}'_N = \mathcal{X}'_{N_1} \cup \mathcal{Y}'_{N_2}$ as in (1.5), the K -NN statistic is

$$T(\mathcal{N}_K(\mathcal{Z}'_N)) = \sum_{x,y \in \mathcal{Z}'_N} \psi(c_x, c_y) \mathbf{1}\{(x, y) \in E(\mathcal{N}_K(\mathcal{Z}'_N))\}. \quad (1.11)$$

As before, when the two distributions are different, the number of directed edges starting from sample 1 and ending in sample 2 will be small (see Figure 1), so the K -NN test rejects H_0 for small values of (1.11). This will be our main running example throughout the paper.

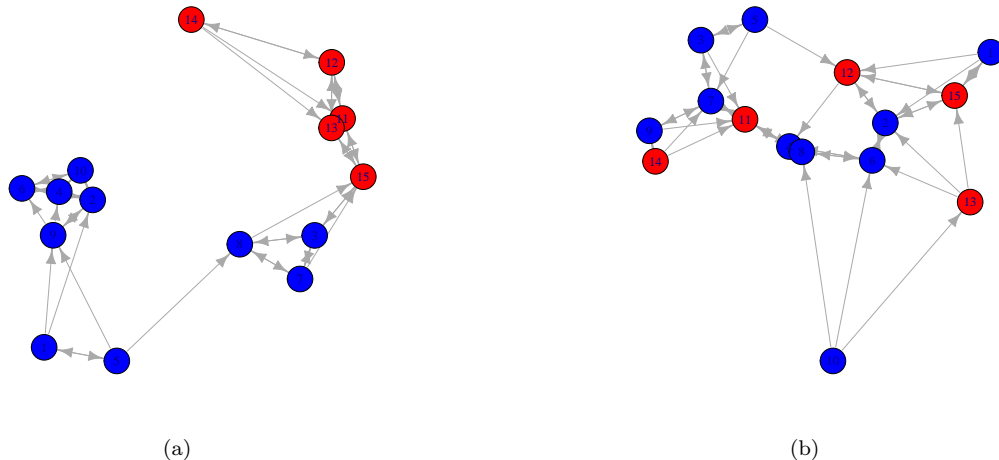


FIGURE 1. The directed 3-NN graph on a pooled sample of size 15 in \mathbb{R}^2 with 10 i.i.d. points from $N(0, I_2)$ (colored blue) and 5 i.i.d. points from $N(\Delta \cdot \mathbf{1}, I_2)$ (colored red). For (a) $\Delta = 2$, there are 3 directed edges starting from sample 1 and ending in sample 2, and for (b) $\Delta = 0.05$, there are 8 such edges.

Another variant is the *symmetrized K -NN test statistic* [26]:

$$T_S(\mathcal{N}_K(\mathcal{Z}'_N)) = \sum_{x,y \in \mathcal{Z}'_N} \psi_S(c_x, c_y) \mathbf{1}\{(x, y) \in E(\mathcal{N}_K(\mathcal{Z}'_N))\}, \quad (1.12)$$

where $\psi_S(c_x, c_y) = \mathbf{1}\{c_x \neq c_y\}$, which counts the number of (directed) edges with the end-points in the different samples. This can be re-written as a graph-based test (1.4) by considering the underlying undirected multi-graph, and our results can be easily extended to include this case.

1.4. Summary of Results. The asymptotic null distribution and consistency of the tests described above are well known (see [16] for the FR test and [15, 26] for the K -NN test). However, a mathematical treatment of the power properties of these tests, which requires understanding the limiting distribution of the test statistics under the alternative, remained open. In this paper, we settle this problem by deriving the asymptotic distribution of (1.7), for stabilizing geometric graph functionals, under general alternatives, in the Poissonized setting described above. As a consequence, the exact detection threshold and the limiting local power of these tests can be derived. The results obtained in this paper are summarized below:

1. The limiting distribution of graph-based two-sample tests under general alternatives is derived. This can be used to compute the approximate power of such tests, validates their various applications. The proof of this general result has two main steps: To begin

with we show that for tests based on stabilizing geometric graphs, such as the Friedman-Rafsky test (1.10) and the test based on the K -nearest-neighbor (K -NN) graph (1.11), the statistic (1.7) has a limiting normal distribution, after centering by the conditional mean and appropriately scaled (Theorem 3.1). This result is of independent interest, as it leads to a new conditional test, and can be used for approximate power calculations (Remark 3.2). Next, under the stronger assumption of *exponential stabilization* [21], the conditional CLT can be strengthened to obtain the (unconditional) central limit theorem (CLT) of (1.7) (Theorem 3.3).

2. The CLT proved above can be used to determine the detection threshold of the K -NN test, that is, the rate at which the alternatives shrink toward the null, such that the limiting power of the test transitions from 0 to 1. More precisely, suppose $\{\mathbb{P}_\theta\}_{\theta \in \Theta}$ be a parametric family of distributions in \mathbb{R}^d , indexed by $\Theta \subseteq \mathbb{R}^p$. Given samples \mathcal{X}'_{N_1} and \mathcal{Y}'_{N_2} from \mathbb{P}_{θ_1} and \mathbb{P}_{θ_2} , as in (1.5), respectively, consider the testing problem

$$H_0 : \theta_2 - \theta_1 = 0, \quad \text{versus} \quad H_1 : \theta_2 - \theta_1 = \varepsilon_N,$$

for a sequence $\{\varepsilon_N\}_{N \geq 1}$ in \mathbb{R}^p , such that $\|\varepsilon_N\| \rightarrow \infty$.⁴ The detection threshold for the K -NN test is the sequence ε_N below which the test has powerless and above which the test has power going to 1. The parametric rate of detection is $O(N^{-\frac{1}{2}})$, however results in [5] imply that tests based on geometric graphs, have no power in this scale, that is, they have zero Pitman efficiency, which makes the problem of determining the detection threshold of such tests particularly interesting. In Theorem 4.2 we determine the precise detection threshold of the K -NN test, which undergoes a remarkable phase transition at dimension $d \geq 9$, and compute the exact limiting power at the threshold. The result is pictorially represented in Figure 2 and summarized below:

- For dimension $d \leq 8$, the detection threshold of the test based on the K -NN graph (4.3) is at $\Theta(N^{-\frac{1}{4}})$,⁵ that is, the limiting power of the test undergoes a phase transition from α to 1, depending on whether $\|N^{\frac{1}{4}}\varepsilon_N\| \rightarrow 0$ or $\|N^{\frac{1}{4}}\varepsilon_N\| \rightarrow \infty$, respectively. Moreover, using the CLT above, we can derive the exact local power at the threshold $N^{\frac{1}{4}}\varepsilon_N \rightarrow h$. This can be thought of as the *second-order efficiency* of the test (4.3) (recall that it has zero first-order (Pitman) efficiency), which can be used to compare the performance of the tests across K and the dimension d .
- The detection threshold changes for dimension $d \geq 9$, where the situation becomes more delicate: Here, the K -NN test has power going to α or 1, depending on whether $\|N^{\frac{1}{2} - \frac{2}{d}}\varepsilon_N\| \rightarrow 0$ or $\|N^{\frac{2}{d}}\varepsilon_N\| \rightarrow \infty$, respectively. This shows that the detection threshold is somewhere between these two bounds, however, unlike in $d \leq 8$, the exact location of the detection threshold has no universality: it depends on the distribution of the data under the null and the direction along which ε_N goes to zero. Note that the exponent in the lower bound $\frac{1}{2} - \frac{2}{d}$ increases to $\frac{1}{2}$ (the parametric detection threshold), and the exponent in the upper bound decreases to the 0 (which gives consistent fixed alternatives). We show that both these thresholds are tight in the spherical normal problem, depending on the sign of the alternative. This is an example where the K -NN test exhibit a surprising *blessing of dimensionality*, that is, it becomes easier to detect local changes with increasing dimension in the spherical normal problem (see Section

⁴For a vector $x \in \mathbb{R}^p$, $\|x\|$ and $\|x\|_1$ will denote the L_2 and L_1 norms of x , respectively.

⁵For two non-negative sequences $(a_n)_{n \geq 1}$ and $(b_n)_{n \geq 1}$, $a_n = \Theta(b_n)$ means that there exist positive constants C_1, C_2 , such that $C_1 b_n \leq a_n \leq C_2 b_n$, for all n large enough.

4.2.2 for details). The reason behind the phase transition of the detection threshold at dimension 9 and higher is explained in Section 4.1.1, and the details of the proof are given in Appendix B.

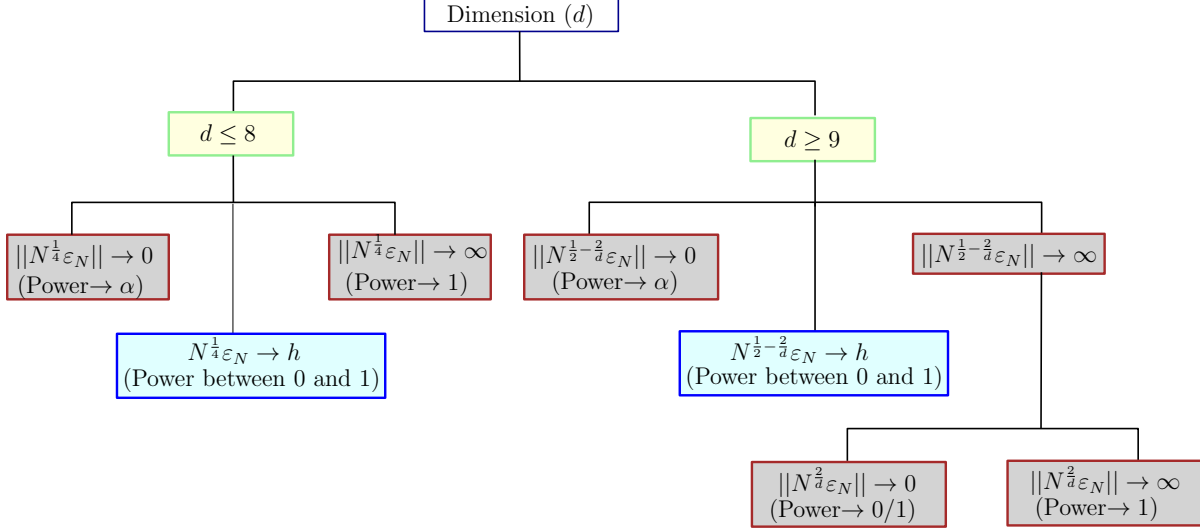


FIGURE 2. Detection threshold of the test based on the K -NN graph: Illustration of Theorem 4.2.

1.5. **Organization.** The rest of the paper is organized as follows: The general consistency result is stated in Section 2. The central limit theorems for the statistic (1.4) are described in Section 3. The detection threshold and local power of the K -NN test are given in Section 4.1, and the performance of the different tests are compared in simulations in Section 4.2. The proofs of the results are given in the appendix.

2. CONSISTENCY

In this section we prove the consistency against all alternatives of the test (1.8) for stabilizing graphs functions. This unifies the proof of consistency of the test based on the K -NN graph [26, 15], and the FR test [16], generalizing the result to any stabilizing graph. Begin by recalling that $d(x, \mathcal{G}(S))$, the degree of the vertex x in $\mathcal{G}(S \cup \{x\})$, for $S \subset \mathbb{R}^d$ nice and $x \in \mathbb{R}^d$.

Assumption 2.1. (Degree Moment Condition) A translation and scale invariant graph functional \mathcal{G} is said to satisfy the β -degree moment condition if it stabilizes \mathcal{P}_λ , for all $\lambda \in (0, \infty)$, and

$$\sup_{N \in \mathbb{N}} \sup_{z \in \mathbb{R}^d, \mathcal{A} \subset \mathbb{R}^d} \mathbb{E} \left\{ d(z, \mathcal{G}(\mathcal{P}_{N\phi_N} \cup \mathcal{A}))^\beta \right\} < \infty, \quad (2.1)$$

where \mathcal{A} ranges over all finite subsets of \mathbb{R}^d .

This condition ensures that the β -th moment of the degree function at a point z is uniformly bounded over z and over the addition of finitely many points to the data. Note that this is trivially satisfied for bounded degree graphs, such as the K -NN and the MST. Under this assumption, the weak limit of the statistic $\frac{1}{N} T(\mathcal{G}(\mathcal{Z}'_N))$ can be derived, which is given in terms of the Henze-Penrose dissimilarity measure between the two density functions:

Definition 2.1. Given $p \in (0, 1)$ and densities f and g in \mathbb{R}^d , the *Henze-Penrose dissimilarity* measure is defined as

$$\delta(f, g, p) = 1 - 2pq \int \frac{f(x)g(x)}{pf(x) + qg(x)} dx. \quad (2.2)$$

This belongs to a general class of separation measures between probability distributions [13].

The following proposition gives the weak-limit of $\frac{1}{N}T(\mathcal{G}(\mathcal{Z}'_N))$ for stabilizing graph functionals satisfying the degree moment condition. The proof of the proposition closely mimics [16, Theorem 2], and is detailed in Section A.3.

Proposition 2.1. *Let \mathcal{G} be a translation and scale invariant directed graph functional which stabilizes \mathcal{P}_λ for all $\lambda \in (0, \infty)$. If \mathcal{G} satisfies the β -degree moment condition for some $\beta > 4$, then*

$$\frac{1}{N}T(\mathcal{G}(\mathcal{Z}'_N)) \xrightarrow{P} \frac{\mathbb{E}\Delta_0^\uparrow}{2}(1 - \delta(f, g, p)), \quad (2.3)$$

where $\Delta_0^\uparrow = d^\uparrow(0, \mathcal{G}(\mathcal{P}_1))$ is the out-degree of the origin in the graph $\mathcal{G}(\mathcal{P}_1 \cup \{0\})$.

Using the asymptotic normality of $T(\mathcal{G}(\mathcal{Z}'_N))$ under the null and the above result, it follows that the level α -test with rejection region (1.8) is consistent for all fixed alternatives (1.2), since $\delta(f, g, p) \geq \delta(f, f, p) = p^2 + q^2$ and the inequality is strict for densities f and g differing on a set of positive measure (see [13, Theorem 1 and Corollary 1]). This generalizes the results in [16, 26] to stabilizing graph functionals.

Remark 2.1. Recently, Arias-Castro and Pelletier [2] showed that Rosenbaum's cross match test [23] based on non-bipartite matching (NBM), has the same limit as in (2.3), thus, it is also consistent for general alternatives. (This does not follow directly from Proposition 2.1, because it is unknown whether the NBM graph functional is stabilizing.) They show that the properties of stabilizing graphs required in the proof of consistency also hold for the NBM graph functional, therefore, a similar argument can be used to establish (2.3) for the cross match test.

3. DISTRIBUTION UNDER GENERAL ALTERNATIVES

This section describes the central limit theorems of the Poissonized two sample statistic $T(\mathcal{G}(\mathcal{Z}'_N))$ (recall (1.7)) for stabilizing graph functionals. Let \mathcal{X}'_{N_1} and \mathcal{Y}'_{N_2} be Poissonized samples from densities f and g in \mathbb{R}^d as in (1.5). Define

$$\phi_N(x) = \frac{N_1}{N}f(x) + \frac{N_2}{N}g(x) \quad \text{and} \quad \phi(x) = pf(x) + qg(x). \quad (3.1)$$

Recall from Section 1.2 that the joint distribution of \mathcal{X}'_{N_1} and \mathcal{Y}'_{N_2} can be described as follows: Let $\{Z_1, Z_2, \dots\}$ be independent random variables with common density ϕ_N . Then $\mathcal{Z}'_N = \{Z_1, Z_2, \dots, Z_{L_N}\}$, where $L_N \sim \text{Pois}(N)$ is independent of \mathcal{Z}' , where each point of \mathcal{Z}'_N is labelled 1 or 2 as in (1.6). Then the sets of points assigned labels 1 and 2 have the same distribution as \mathcal{X}'_{N_1} and \mathcal{Y}'_{N_2} . In this section, we derive the limiting distribution of the test statistic:

$$\mathcal{R}(\mathcal{G}(\mathcal{Z}'_N)) = \frac{1}{\sqrt{N}} \left\{ T(\mathcal{G}(\mathcal{Z}'_N)) - \mathbb{E}_{H_1}(T(\mathcal{G}(\mathcal{Z}'_N))) \right\} \quad (3.2)$$

for stabilizing graph functionals. This involves the following two steps:

- (1) The first step is to derive the CLT of the *test statistic centered by the conditional mean* $\mathbb{E}_{H_1}(T(\mathcal{G}(\mathcal{Z}'_N))|\mathcal{F})$, where $\mathcal{F} := \sigma(\mathcal{Z}', L_N)$ is the sigma-algebra generated by \mathcal{Z}' and the Poisson random variable L_N , that is,

$$\mathcal{R}_1(\mathcal{G}(\mathcal{Z}'_N)) = \frac{1}{\sqrt{N}} \left\{ T(\mathcal{G}(\mathcal{Z}'_N)) - \mathbb{E}_{H_1}(T(\mathcal{G}(\mathcal{Z}'_N))|\mathcal{F}) \right\}, \quad (3.3)$$

for a stabilizing graph functional \mathcal{G} . Note that conditional on \mathcal{F} , the randomness comes from the labelling (1.6). As the labeling is independent across the vertices of the graph, the dependence in (3.3) is local, and the CLT can be proved using Stein's method based on dependency graphs (Theorem 3.1). This can be used to devise and calibrate a conditional test (see Remark 3.2), which might be of independent interest.

- (2) The second step is to derive the CLT of the *conditional mean*:

$$\mathcal{R}_2(\mathcal{G}(\mathcal{Z}'_N)) = \frac{1}{\sqrt{N}} \left\{ \mathbb{E}_{H_1}(T(\mathcal{G}(\mathcal{Z}'_N))|\mathcal{F}) - \mathbb{E}_{H_1}(T(\mathcal{G}(\mathcal{Z}'_N))) \right\}. \quad (3.4)$$

This requires the additional assumption of exponential stabilization (Definition 3.2), and is proved in Proposition 3.2.

The above results can be combined to obtain the CLT of (3.2), since $\mathcal{R}(\mathcal{G}(\mathcal{Z}'_N)) = \mathcal{R}_1(\mathcal{G}(\mathcal{Z}'_N)) + \mathcal{R}_2(\mathcal{G}(\mathcal{Z}'_N))$ (see Theorem 3.3 below for details).

3.1. The Conditional CLT. For a directed graph functional \mathcal{G} , $S \subset \mathbb{R}^d$ finite and a point $x \in \mathbb{R}^d$, let $d^\downarrow(x, \mathcal{G}(S))$ be the *in-degree*, $d^\uparrow(x, \mathcal{G}(S))$ be the *out-degree*, and $d(x, \mathcal{G}(S)) = d^\downarrow(x, \mathcal{G}(S)) + d^\uparrow(x, \mathcal{G}(S))$ be the *total degree* of the vertex x in the graph $\mathcal{G}(S \cup \{x\})$. Also, let

$$T_2^\uparrow(x, \mathcal{G}(S)) = \binom{d^\uparrow(x, \mathcal{G}(S))}{2}, \quad T_2^\downarrow(x, \mathcal{G}(S)) = \binom{d^\downarrow(x, \mathcal{G}(S))}{2} \quad (3.5)$$

be the number of outward 2-stars and inward 2-stars incident on x in $\mathcal{G}(S)$, respectively. Finally, let $T_2^+(x, \mathcal{G}(S))$ be the number of 2-stars incident on x in $\mathcal{G}(S)$ with different directions on the two edges. For notational brevity, denote

$$\Delta_0^\uparrow = d^\uparrow(0, \mathcal{G}(\mathcal{P}_1)), \quad \Delta_0^\downarrow = d^\downarrow(0, \mathcal{G}(\mathcal{P}_1)), \quad (3.6)$$

and $\Delta_0^+ := |\{z \in \mathcal{P}_1 : (0, z), (z, 0) \in E(\mathcal{G}(\mathcal{P}_1^0))\}|$. Similarly, let

$$T_2^\uparrow = T_2^\uparrow(0, \mathcal{G}(\mathcal{P}_1)), \quad T_2^\downarrow = T_2^\downarrow(0, \mathcal{G}(\mathcal{P}_1)), \quad (3.7)$$

and $T_2^+ := T_2^+(0, \mathcal{G}(\mathcal{P}_1))$.

To derive the CLT of (3.3), we need some control on the maximum degree of the graph functional \mathcal{G} . The natural assumption of bounded maximum degree includes most of the natural graphs, such as the MST and the K -NN graph. The slightly weaker polynomial upper bound given below includes stabilizing geometric graphs with poly-logarithmic maximum degree, like the Delaunay graph [22].

Assumption 3.1. (Maximum Degree Condition) A graph functional \mathcal{G} is said to satisfy the *maximum degree condition* if

$$\sup_{z \in \mathcal{P}_{N\phi_N}} d(z, \mathcal{G}(\mathcal{P}_{N\phi_N})) = o_P(N^{\frac{1}{4\theta}}). \quad (3.8)$$

The following theorem gives the CLT of the test statistic centered by the conditional mean (3.3) for stabilizing graph functionals:

Theorem 3.1. *Let \mathcal{G} be a translation and scale invariant directed graph functional which stabilizes \mathcal{P}_λ , for all $\lambda \in (0, \infty)$. If \mathcal{G} satisfies the β -degree moment condition for $\beta > 4$ and the maximum degree condition (3.8), then*

$$\mathcal{R}_1(\mathcal{G}(\mathcal{Z}'_N)) \xrightarrow{D} N(0, \kappa_{\mathcal{G}}^2),$$

where $r := 2pq$, and

$$\kappa_{\mathcal{G}}^2 = \frac{r}{4} \int \frac{f(x)g(x)}{\phi^3(x)} \left\{ 2\mathbb{E}\Delta_0^\uparrow \phi^2(x) + 4\phi(x)(p\mathbb{E}T_2^\uparrow f(x) + q\mathbb{E}T_2^\downarrow g(x)) - 4pq\mathbb{E}\Gamma_0 f(x)g(x) \right\} dx, \quad (3.9)$$

with $\Gamma_0 := T_2^\uparrow + T_2^\downarrow + T_2^+ + \Delta_0^+ + \frac{\Delta_0^\uparrow}{2}$, and Δ_0^\uparrow , Δ_0^\downarrow , T_2^\uparrow , and T_2^\downarrow as defined in (3.6) and (3.7).

The proof of the theorem is given in Section A.4. The limit of the conditional variance (3.9) is derived using properties of stabilizing graphs (Lemma A.4), and the CLT is proved using Stein's method based on dependency graphs.

Remark 3.1. (Null Distribution) Given the graph functional \mathcal{G} , the limit of the conditional variance $\kappa_{\mathcal{G}}$ depends on the densities f and g and the limiting proportion p of the samples. Under the null ($f = g$) this simplifies to

$$\kappa_{\mathcal{G}, H_0}^2 = \frac{r}{4} \left\{ 2\mathbb{E}\Delta_0^\uparrow + 4 \left(p\mathbb{E}T_2^\uparrow + q\mathbb{E}T_2^\downarrow \right) - r\beta_0 \right\}. \quad (3.10)$$

- $\mathcal{G} = \mathcal{N}_K$ is the K -NN nearest neighbor graph functional: In this case, $\Delta_0^\uparrow = K$, $T_2^\uparrow = \frac{K(K-1)}{2}$, $T_2^+ = \Delta_0^\uparrow \Delta_0^\downarrow - \Delta_0^+ = K\Delta_0^\downarrow - \Delta_0^+$, $\mathbb{E}\Delta_0^\downarrow = K$, and (3.10) simplifies to

$$\begin{aligned} \kappa_{\mathcal{N}_K, H_0}^2 &= \frac{r}{2} \left\{ Kpq + p^2 K^2 + q^2 \mathbb{E}(\Delta_0^\downarrow)^2 - rK^2 \right\} \\ &= \frac{r}{2} \left\{ Kpq + (p-q)^2 K^2 + q^2 \text{Var}(\Delta_0^\downarrow) \right\}. \end{aligned} \quad (3.11)$$

- \mathcal{G} is an undirected graph functional. In this case (3.10) simplifies to

$$\kappa_{\mathcal{G}, H_0}^2 = \frac{r}{4} \left\{ r\mathbb{E}\Delta_0 + 2\mathbb{E}(\Delta_0^2)(1-2r) \right\}, \quad (3.12)$$

since $\mathbb{E}T_2^\uparrow = \mathbb{E}T_2^\downarrow = \mathbb{E}\frac{\Delta_0(\Delta_0-1)}{2}$, $\mathbb{E}T_2^+ = \mathbb{E}\Delta_0(\Delta_0-1)$, and $\mathbb{E}\Delta_0^+ = \mathbb{E}\Delta_0$. For example, when $\mathcal{G} = \mathcal{T}$ is the MST graph functional as in the Friedman-Rafsky test (1.10), $\Delta_0 = 2$ [1, Lemma 7], and (3.12) becomes $\kappa_{\mathcal{T}, H_0}^2 = \frac{r}{2} \left\{ r + \mathbb{E}(\Delta_0^2)(1-2r) \right\}$.

The above discussion suggests that the CLT in Theorem 3.1 can be used to devise a conditional for (1.2):

Remark 3.2. (A Conditional Test and its Power) For concreteness, suppose $\mathcal{G} = \mathcal{T}$ is the MST. Then under the null $\mathbb{E}_{H_0}(T(\mathcal{T}(\mathcal{Z}'_N))|\mathcal{F}) = \frac{N_1 N_2}{(N_1 + N_2)^2} |E(\mathcal{T}(\mathcal{Z}'_N))| = \frac{N_1 N_2}{(N_1 + N_2)^2} (L_N - 1)$, and given the data, we reject H_0 whenever

$$\frac{1}{\sqrt{N}} \left\{ T(\mathcal{T}(\mathcal{Z}'_N)) - \frac{N_1 N_2}{(N_1 + N_2)^2} L_N \right\} \leq \kappa_{\mathcal{G}, H_0} z_\alpha$$

By Theorem 3.1 is test is asymptotically level α . Moreover, it can be shown that (see Section A.3 for details) that

$$\mathbb{E}_{H_1}(T(\mathcal{G}(\mathcal{Z}'_N))|\mathcal{F}) = \sum_{1 \leq i \neq j \leq L_N} \frac{N_1 N_2 f(Z_i) g(Z_j) \mathbf{1}\{(Z_i, Z_j) \in E(\mathcal{G}(\mathcal{Z}'_N))\}}{(N_1 f(Z_i) + N_2 g(Z_j))(N_1 f(Z_i) + N_2 g(Z_j))}. \quad (3.13)$$

The proof of Proposition 2.1 reveals that this test is consistent against all fixed alternatives, and using Theorem 3.1 we can compute the approximate power of this test:

$$\mathbb{P}_{f \neq g} \left(\frac{1}{\sqrt{N}} \left\{ T(\mathcal{T}(\mathcal{Z}'_N)) - \frac{N_1 N_2}{(N_1 + N_2)^2} L_N \right\} \leq \kappa_{\mathcal{G}, H_0} z_\alpha \right) \approx \Phi \left(\frac{\kappa_{\mathcal{G}, H_0} z_\alpha - \Xi(\mathcal{Z}'_N)}{\kappa_{\mathcal{G}}} \right), \quad (3.14)$$

where $\Xi(\mathcal{Z}'_N) = \frac{1}{\sqrt{N}} (\mathbb{E}_{H_1}(T(\mathcal{G}(\mathcal{Z}'_N)) | \mathcal{F}) - \mathbb{E}_{H_0}(T(\mathcal{G}(\mathcal{Z}'_N)) | \mathcal{F}))$ is the difference of the conditional means under the alternative and the null, which can be calculated from the data using (3.13). Moreover, the approximation in (3.14) can be justified because Stein's method gives uniform control on the corresponding distribution functions (see Proposition A.2 in the Appendix A.4.2).

Note that the argument above holds for any stabilizing graph functional, as long as the number of edges $|E(\mathcal{G}(\mathcal{Z}'_N))|$ does not depend on the (unknown) null distribution, as is the case for the Friedman-Rafsky test and the test based on the K -NN graph.

3.2. CLT of the Test Statistic Under General Alternatives. In this section the (unconditional) CLT of the test statistic (3.2) is derived. This involves finding the CLT of the conditional mean (3.4), which requires the stronger notion of exponential stabilization [21]. For any locally finite point set $\mathcal{H} \subset \mathbb{R}^d$ and $x \in \mathbb{R}^d$, define the *out-degree measure* of a graph functional \mathcal{G} as follows: For all Borel sets $A \subset \mathbb{R}^d$

$$d_{\mathcal{G}}^\uparrow(x, \mathcal{H}, A) = \sum_{y \in \mathcal{H}^x \cap A} \mathbf{1}\{(x, y) \in E(\mathcal{G}(\mathcal{H}^x))\}, \quad (3.15)$$

where $\mathcal{H}^x = \mathcal{H} \cup \{x\}$. In other words, the out-degree measure of a set A , with respect to \mathcal{H} and x is the number of edges incident on x with the other end point in $\mathcal{H}^x \cap A$ in the graph $\mathcal{G}(\mathcal{H}^x)$. The following definition formalizes the notion of ‘radius of stabilization’ of a point, which is the smallest radius outside which addition of finitely many points does not affect the degree measure at the point.

Definition 3.1. Fix a locally finite point set \mathcal{H} , a point $x \in \mathbb{R}^d$, and a Borel set $A \subseteq \mathbb{R}^d$. The *radius of stabilization* of the degree measure (3.15) at x with respect to \mathcal{H} and A (to be denoted by $R(x, \mathcal{H}, A)$) is the smallest $R \geq 0$ such that

$$d_{\mathcal{G}}^\uparrow(x, x + \{\mathcal{H} \cap B(0, R) \cup \mathcal{Y}\}, x + B) = d_{\mathcal{G}}^\uparrow(x, x + \{\mathcal{H} \cap B(0, R)\}, x + B), \quad (3.16)$$

for all finite $\mathcal{Y} \subseteq A \setminus B(0, R)$ and all Borel subsets $B \subseteq A$, where $B(0, R)$ is the (Euclidean) ball of radius R with center at the point $0 \in \mathbb{R}^d$. If no such R exists, then set $R(x, \mathcal{H}, A) = \infty$.

Throughout this section, we will assume that f and g have a common support S , which is compact and convex, and $N \rightarrow \infty$ such that,

$$\sqrt{N} \left(\frac{N_1}{N_1 + N_2} - p \right) \rightarrow 0 \quad \text{and} \quad \sqrt{N} \left(\frac{N_1}{N_1 + N_2} - q \right) \rightarrow 0. \quad (3.17)$$

Then recalling ϕ_N from (3.1) define:

Definition 3.2. Let $R_N(x) := R(x, \mathcal{P}_{N\phi_N}, S)$ be the radius of stabilization of out-degree measure $d_{\mathcal{G}}^\uparrow$ at x with respect to the Poisson process $\mathcal{P}_{N\phi_N}$ and S . Define,

$$\tau(s) := \sup_{N \in \mathbb{N}} \sup_{x \in \mathbb{R}^d} \mathbb{P}(R_{N\phi_N}(x) > N^{-\frac{1}{d}} s). \quad (3.18)$$

The out-degree measure $d_{\mathcal{G}}^\uparrow$ is

- *power law stabilizing of order q* if $\sup_{s \geq 1} s^q \tau(s) < \infty$,

- *exponentially stabilizing* if $\limsup_{s \rightarrow \infty} \frac{1}{s} \log \tau(s) < 0$.⁶

Conditions on the decay of the tail of the radius of stabilization, similar to (3.18) above, is a standard requirement for proving limit theorems of functionals of random geometric graphs [21, 31]. Using this machinery, we prove the following theorem, which gives the CLT of the conditional mean (3.4) for exponentially stabilizing random geometric graphs.

Proposition 3.2. *Let \mathcal{G} be a translation and scale invariant directed graph functional in \mathbb{R}^d which satisfies the β -degree moment condition (2.1) for some $\beta > 2$. If the out-degree measure $d_{\mathcal{G}}^{\uparrow}$ is power law stabilizing of order $q > \frac{\beta}{\beta-2}$, then*

$$\lim_{N \rightarrow \infty} \text{Var}(\mathcal{R}_2(\mathcal{G}(\mathcal{Z}'_N))) = \tau_{\mathcal{G}}^2, \quad (3.19)$$

where

$$\tau_{\mathcal{G}}^2 = \frac{r^2}{4} \left\{ \int \left(\mathbb{E}\{d^{\uparrow}(0, \mathcal{G}(\mathcal{P}_1^z))d^{\uparrow}(z, \mathcal{G}(\mathcal{P}_1^0))\} - (\mathbb{E}\Delta_0^{\uparrow})^2 \right) dz + \mathbb{E}(\Delta_0^{\uparrow})^2 \right\} \int \frac{f^2(x)g^2(x)}{\phi^3(x)} dx. \quad (3.20)$$

Moreover, if $d_{\mathcal{G}}^{\uparrow}$ is exponentially stabilizing then $\mathcal{R}_2(\mathcal{G}(\mathcal{Z}'_N)) \xrightarrow{D} N(0, \tau_{\mathcal{G}}^2)$.

The proof of the theorem is given in Section A.5.1. Combining Theorem 3.1 and Proposition 3.2 the CLT of $\mathcal{R}(\mathcal{G}(\mathcal{Z}'_N))$ (defined in (3.2)) can be obtained. The proof is in Section A.5.2.

Theorem 3.3. *Let \mathcal{G} be a translation and scale invariant directed graph functional which satisfies the β -degree moment condition for some $\beta > 4$ and the maximum out-degree condition (3.8). If the degree measure $d_{\mathcal{G}}^{\uparrow}$ is exponentially stabilizing, then*

$$\mathcal{R}(\mathcal{G}(\mathcal{Z}'_N)) \xrightarrow{D} N(0, \sigma_{\mathcal{G}}^2), \quad (3.21)$$

where $\sigma_{\mathcal{G}}^2 = \kappa_{\mathcal{G}}^2 + \tau_{\mathcal{G}}^2$, with $\kappa_{\mathcal{G}}^2$ and $\tau_{\mathcal{G}}^2$ as defined in (3.9) and (3.20), respectively.

Many random geometric graphs, such as the K -NN graph and the Delaunay graph⁷ are exponentially stabilizing. This theorem gives the complete description asymptotic distribution of the two-sample tests based on such graphs, under general alternatives. This can be used to compute power of such tests as in Remark 3.2. Moreover, using this we can compare the asymptotic performances of the tests, by identifying testable local alternatives, as elaborated in the following section for the test based on the K -NN graph.

Remark 3.3. (Comments on de-Poissonization) Poissonization is a commonly used trick in geometric probability, where calculations become simpler because of the spatial independence of the Poisson process. De-Poissonization techniques are well-known [20, Section 2.5], using which one can expect to de-Poissonize the CLT in Theorem 3.3. However de-Poissonizing CLT of functionals of exponentially stabilizing graphs often require extra assumptions [22, Theorem 2.3], and, in order to avoid additional clutter in the (already complicated) variance formula (3.21), we have not pursued this direction. Note that de-Poissonization would only change the constant in the asymptotic variance (not the order), and we expect the rates in the detection thresholds obtained in the next

⁶This definition of exponential stabilization is slightly different from [21, Definition 2.4], because the density ϕ_N in the Poisson process $\mathcal{P}_{N\phi_N}$ depends on N . However, the proof in [21] can be trivially modified to show the exponential stabilization of the K -NN graph functional.

⁷Given a locally finite set $S \subset \mathbb{R}^d$ and $x \in S$, the locus of points closer to x than to any other point in S is called the *Voronoi cell* centered at x . The graph with vertex set S in which each pair of adjacent cell centers is connected by an edge is the *Delaunay graph* of S . The Delaunay graph is exponentially stabilizing [21, Section 6.3] (see also [22]).

section to remain unchanged, as well. In practice, when the sample sizes are large, since a Poisson random is tightly concentrated around its mean, we can pretend that the data comes from Poisson samples with a slightly smaller mean.

4. LOCAL POWER OF THE K -NN TEST

The test based on the K -NN graph is exponentially stabilizing, and, therefore, the results obtained in the previous section applies: Recall that f, g have a common support S which is compact and convex, and $N \rightarrow \infty$ such that (3.17) hold. Then we have the following corollary of Theorem 3.3:

Corollary 4.1. *For the K -NN graph functional \mathcal{N}_K and f and g as above:*

$$\mathcal{R}(\mathcal{N}_K(\mathcal{Z}'_N)) \xrightarrow{D} N(0, \sigma_{\mathcal{N}_K}^2), \quad (4.1)$$

where $\sigma_{\mathcal{N}_K}^2 = \kappa_{\mathcal{N}_K}^2 + \frac{r^2 K^2}{4} \int \frac{f^2(x)g^2(x)}{\phi^3(x)} dx$, with $\kappa_{\mathcal{N}_K}$ as defined in (3.9).

Proof. The \mathcal{N}_K graph functional is exponentially stabilizing and satisfies the degree moment condition for $\beta > 4$. Therefore, by Theorem 3.3, (4.1) holds with $\sigma_{\mathcal{N}_K}^2 = \kappa_{\mathcal{N}_K}^2 + \tau_{\mathcal{N}_K}^2$. The result follows by noting that $\tau_{\mathcal{N}_K}^2 = \frac{r^2 K^2}{4} \int \frac{f^2(x)g^2(x)}{\phi^3(x)} dx$ (recall (3.20)). \square

Remark 4.1. Under the null ($f = g$), $\tau_{\mathcal{N}_K, H_0}^2 = \frac{r^2 K^2}{4}$, and using (3.11), the asymptotic variance (4.1) simplifies to

$$\sigma_K^2 := \sigma_{\mathcal{N}_K, H_0}^2 = \kappa_{\mathcal{N}_K, H_0}^2 + \tau_{\mathcal{N}_K, H_0}^2 = \frac{r}{2} \left\{ K(K+1)pq + (p-q)^2 K^2 + q^2 \text{Var}(\Delta_0^\downarrow) \right\}. \quad (4.2)$$

(As this quantity arises several times throughout the rest of the paper, for notional brevity we abbreviate it as σ_K^2 .) Then recalling (1.8), the two-sample test based on \mathcal{N}_K rejects when

$$\frac{1}{\sqrt{N}} \left\{ T(\mathcal{N}_K(\mathcal{Z}'_N)) - \mathbb{E}_{H_0}(T(\mathcal{N}_K(\mathcal{Z}'_N))) \right\} \leq \sigma_K z_\alpha. \quad (4.3)$$

4.1. Power Against Local Alternatives. In this section we determine the power of the K -NN test against local alternatives, that is, the rate at which the alternatives shrink toward the null, such that the K -NN test have non-trivial (bounded by 0 and 1) limiting power. To this end, let $\Theta \subseteq \mathbb{R}^p$ be the parameter space and $\{\mathbb{P}_\theta\}_{\theta \in \Theta}$ be a parametric family of distributions in \mathbb{R}^d with density $f(\cdot|\theta)$. Let \mathcal{X}'_{N_1} and \mathcal{X}'_{N_2} be samples from \mathbb{P}_{θ_1} and \mathbb{P}_{θ_2} as in (1.5), respectively, and consider the testing problem

$$H_0 : \theta_2 - \theta_1 = 0, \quad \text{versus} \quad H_1 : \theta_2 - \theta_1 = \varepsilon_N, \quad (4.4)$$

for a sequence $\{\varepsilon_N\}_{N \geq 1}$ in \mathbb{R}^p , such that $\|\varepsilon_N\| \rightarrow \infty$. The *limiting power* of the two-sample test based on K -NN graph \mathcal{N}_K (4.3) is

$$\lim_{N \rightarrow \infty} \mathbb{P}_{\theta_2 = \theta_1 + \varepsilon_N} \left(N^{-\frac{1}{2}} \left\{ T(\mathcal{N}_K(\mathcal{Z}'_N)) - \mathbb{E}_{H_0}(T(\mathcal{N}_K(\mathcal{Z}'_N))) \right\} \leq \sigma_K z_\alpha \right), \quad (4.5)$$

where σ_K is the variance of the K -NN test under the null (recall (4.2)). Our goal is to find the threshold on ε_N where the K -NN test transitions from powerless to powerful. More precisely, we want to determine the sequence $a_N \rightarrow 0$, such that for $\|\varepsilon_N\| \ll a_N$, the limiting power is less than α , and for $\|\varepsilon_N\| \gg a_N$, the limiting power is 1.⁸ The sequence $\{a_N\}_{N \geq 1}$ is often known as the *detection-threshold* of the test.

⁸For two positive sequences $(a_n)_{n \geq 1}$ and $(b_n)_{n \geq 1}$, $a_n \ll b_n$ or $a_n \gg b_n$, if $a_n/b_n \rightarrow 0$ or $a_n/b_n \rightarrow \infty$, respectively.

The parametric rate of detection is $O(N^{-\frac{1}{2}})$, however results in [5] imply that the test based on the K -NN graph has no power in this scale, that is, $\varepsilon_N \gg N^{-\frac{1}{2}}$ in (4.4). As a result, the asymptotic performance of these tests cannot be compared using their Pitman efficiencies (limiting local power when $\varepsilon_N = hN^{-\frac{1}{2}}$, which happens to zero in this case), making the problem of determining the exact detection threshold particularly important. We answer this question in Theorem 4.2, where the exact detection threshold of the K -NN test is determined. Quite interestingly, the threshold depends on several things, such as the dimension d , the distribution of the data, and the direction of the alternative.

Assumption 4.1. Suppose the parameter space $\Theta \subseteq \mathbb{R}^p$ is convex, and the family of distributions $\{\mathbb{P}_\theta\}_{\theta \in \Theta}$ satisfy:

- (a) For all $\theta \in \Theta$, the density $f(\cdot|\theta)$ has a compact and convex support $S \subset \mathbb{R}^d$, with a non-empty interior, not depending on θ .⁹
- (b) $\int_{\partial S} f(z|\theta) dz = 0$, for all $\theta \in \Theta$, where ∂S denotes the boundary of S .
- (c) For all $\theta \in \Theta$, the functions $f(\cdot|\theta)$ and $\nabla_\theta f(\cdot|\theta)$ are three times continuously differentiable in the interior of S ,¹⁰ and the expected squared of the score function:

$$\mathbb{E}_{X \sim f(\cdot|\theta)} \left[\frac{h^\top \nabla_\theta f(X|\theta)}{f(X|\theta)} \right]^2 > 0,$$

for all $h \in \mathbb{R}^p \setminus \{0\}$.

- (d) For all $x \in S$, $f(x|\cdot)$ is three times continuously differentiable in the interior of Θ .

Under the above assumptions, the following theorem characterizes the detection threshold of the K -NN test and determines the exact limiting power at the threshold. To state the theorem, we need to introduce a few notations: Recall that the \mathcal{P}_1^0 denotes the Poisson process of rate 1 in \mathbb{R}^d with the origin 0 added to it. Define

$$C_{K,s} := \mathbb{E} \left\{ \sum_{x \in \mathcal{P}_1^0} \|x\|^s \mathbf{1}\{(0, x) \in E(\mathcal{N}_K(\mathcal{P}_1^0))\} \right\}, \quad (4.6)$$

which is the expectation of the sum of the s -th power of the lengths of the outward edges incident at the origin 0 in the graph $\mathcal{N}_K(\mathcal{P}_1^0)$. This can be computed explicitly in terms of Gamma functions (see (B.9) for details).

Theorem 4.2. Let $\{\mathbb{P}_\theta\}_{\theta \in \Theta}$ be a family of distributions satisfying Assumption 4.1, and \mathcal{X}'_{N_1} and \mathcal{Y}'_{N_2} be samples from \mathbb{P}_{θ_1} and \mathbb{P}_{θ_2} as in (1.5), respectively. Consider the two-sample test based on the K -NN graph functional \mathcal{N}_K with rejection region (4.3) for the testing problem (4.4).

(a) If the dimension $d \leq 8$, then the following hold:

- $\|N^{\frac{1}{4}} \varepsilon_N\| \rightarrow 0$: The limiting power of the test (4.3) is α .
- $N^{\frac{1}{4}} \varepsilon_N \rightarrow h$: Then if dimension $d \leq 7$, limiting power of the test (4.3) is

$$\Phi \left(z_\alpha + \frac{r^2 K}{2\sigma_K} \mathbb{E} \left[\frac{h^\top \nabla_{\theta_1} f(X|\theta_1)}{f(X|\theta_1)} \right]^2 \right), \quad (4.7)$$

⁹The compactness of the support is required for establishing the CLT for exponentially stabilizing graph functionals (recall Corollary 4.1). However, we expect the CLT and, hence our results, to hold even when the support is not compact, as long as, the distributions have ‘nice’ tails (see simulations in Section 4.2 below).

¹⁰For a function $g(z_1, z_2) : \mathbb{R}^d \times \mathbb{R}^p \rightarrow \mathbb{R}$, $\nabla_{z_1} g(z_1, z_2)$ denotes the $d \times 1$ gradient vector and $H_{z_1} g(z_1, z_2)$ the $d \times d$ Hessian matrix of g , with respect to z_1 (with z_2 held fixed). Similarly, $\nabla_{z_2} g(z_1, z_2)$ and $H_{z_2} g(z_1, z_2)$ is the $p \times 1$ gradient vector and the $p \times p$ Hessian matrix of g , with respect to z_2 , respectively.

where the expectation is with respect to $X \sim f(\cdot|\theta_1)$. Otherwise, dimension $d = 8$ and the limiting power is

$$\Phi \left(z_\alpha - \frac{rpC_{K,2}}{4d\sigma_K} \int_S h^\top \nabla_{\theta_1} \left(\frac{\text{tr}(\mathbf{H}_x f(x|\theta_1))}{f(x|\theta_1)} \right) f^{\frac{d-2}{d}}(x|\theta_1) dx + \frac{r^2 K}{2\sigma_K} \mathbb{E} \left[\frac{h^\top \nabla_{\theta_1} f(X|\theta_1)}{f(X|\theta_1)} \right]^2 \right), \quad (4.8)$$

where $C_{K,2}$ is defined above in (4.6).

- $\|N^{\frac{1}{4}}\varepsilon_N\| \rightarrow \infty$: The power of the limiting power of the test (4.3) is 1.
- (b) If the dimension $d \geq 9$, then the following hold:
 - $\|N^{\frac{1}{2}-\frac{2}{d}}\varepsilon_N\| \rightarrow 0$: The limiting power of the test (4.3) is α .
 - $N^{\frac{1}{2}-\frac{2}{d}}\varepsilon_N \rightarrow h$: The limiting power of the test (4.3) is

$$\Phi \left(z_\alpha - \frac{rpC_{K,2}}{4d\sigma_K} \int_S h^\top \nabla_{\theta_1} \left(\frac{\text{tr}(\mathbf{H}_x f(x|\theta_1))}{f(x|\theta_1)} \right) f^{\frac{d-2}{d}}(x|\theta_1) dx \right). \quad (4.9)$$

- $\|N^{\frac{1}{2}-\frac{2}{d}}\varepsilon_N\| \rightarrow \infty$ such that $\|N^{\frac{2}{d}}\varepsilon_N\| \rightarrow 0$: Then depending on whether

$$\int_S \varepsilon_N^\top \nabla_{\theta_1} \left(\frac{\text{tr}(\mathbf{H}_x f(x|\theta_1))}{f(x|\theta_1)} \right) f^{\frac{d-2}{d}}(x|\theta_1) dx \rightarrow \pm\infty,$$

the limiting power of the test (4.3) is 0 or 1, respectively.

- $\|N^{\frac{2}{d}}\varepsilon_N\| \rightarrow \infty$: The limiting power of the test (4.3) is 1.

The theorem is pictorially summarized in Figure 2, and the proof is given in the appendix. We elaborate on the implications of this result, and its several interesting consequences below:

- (a) Theorem 4.2 shows that for dimension $d \leq 8$, the detection threshold of the test based on the K -NN graph (4.3) is at $\Theta(N^{-\frac{1}{4}})$, that is, the limiting power of the test undergoes a phase transition from α to 1, depending on whether $\|\varepsilon_N\| \ll N^{-\frac{1}{4}}$ or $\|\varepsilon_N\| \gg N^{-\frac{1}{4}}$, respectively. Moreover, at the threshold $N^{\frac{1}{4}}\varepsilon_N \rightarrow h$ the test has non-trivial local power (between 0 and 1), which is given by (4.7) when $d \leq 7$, and (4.8) when $d = 8$. In this case, the limiting power is determined by the Hessian of the mean difference (see Section 4.1.1 below), and can be thought of as the *second-order efficiency* of the test (4.3) (compared to first-order (Pitman) efficiency, which arises from the gradient of the mean difference, which, in this case, is zero in the limit).
- (b) A surprising phenomenon happens for dimension $d \geq 9$: In this case, the power of the K -NN test goes to α or 1, depending on whether $\|\varepsilon_N\| \ll N^{-\frac{1}{2}+\frac{2}{d}}$ or $\|\varepsilon_N\| \gg N^{-\frac{2}{d}}$, respectively. This implies that the detection threshold is somewhere between $N^{-\frac{1}{2}+\frac{2}{d}} \ll \|\varepsilon_N\| \ll N^{-\frac{2}{d}}$. However, unlike for dimension 8 or smaller, the precise location of the detection threshold depends on the distribution of the data under the null $f(\cdot|\theta_1)$ and the direction along which ε_N goes to zero:

- If $\|N^{\frac{1}{2}-\frac{2}{d}}\varepsilon_N\| \rightarrow \infty$ such that

$$\int_S \varepsilon_N^\top \nabla_{\theta_1} \left(\frac{\text{tr}(\mathbf{H}_x f(x|\theta_1))}{f(x|\theta_1)} \right) f^{\frac{d-2}{d}}(x|\theta_1) dx \rightarrow -\infty,$$

then the detection threshold of the test based on the K -NN is at $\Theta(N^{-\frac{1}{2}+\frac{2}{d}})$: The limiting power of the test undergoes a phase transition from α to 1, depending on whether $\|\varepsilon_N\| \ll N^{-\frac{1}{2}+\frac{2}{d}}$ or $\|\varepsilon_N\| \gg N^{-\frac{1}{2}+\frac{2}{d}}$, respectively. Moreover, at the threshold $N^{\frac{1}{2}-\frac{2}{d}}\varepsilon_N \rightarrow h$

the test based non-trivial local power given by the formula (4.9).¹¹ An example where this is attained is the spherical normal problem (see Section 4.2.2 below). In this case, the detection threshold moves closer to $N^{-\frac{1}{2}}$ with dimension, exhibiting a *blessing of dimensionality*.

- If $\|N^{\frac{1}{2}-\frac{2}{d}}\varepsilon_N\| \rightarrow \infty$ such that

$$\int_S \varepsilon_N^\top \nabla_{\theta_1} \left(\frac{\text{tr}(\mathbf{H}_x f(x|\theta_1))}{f(x|\theta_1)} \right) f^{\frac{d-2}{d}}(x|\theta_1) dx \rightarrow \infty,$$

then the detection threshold of the test based on the K -NN is at $\Theta(N^{-\frac{2}{d}})$. Again, this is attained in spherical normal problem (see Section 4.2.2 below).

- Note that Theorem 4.2 does not tell us what the detection threshold is when

$$\int_S \nabla_{\theta_1} \left(\frac{\text{tr}(\mathbf{H}_x f(x|\theta_1))}{f(x|\theta_1)} \right) f^{\frac{d-2}{d}}(x|\theta_1) dx = 0.$$

In this case, the precise location of the detection threshold has to be determined on a case by case basis: For example, this happens in the normal location problem (see Section 4.2.1 below), where a direct calculation shows that the detection threshold is at $\Theta(N^{-\frac{1}{4}})$, for all dimensions.

- (c) The result in Theorem 4.2 can be summarized in terms of the *critical exponents*,

$$\beta_d = \begin{cases} \frac{1}{4} & \text{if } d \leq 8 \\ \frac{1}{2} - \frac{2}{d} & \text{if } d \geq 9, \end{cases} \quad \gamma_d = \begin{cases} \frac{1}{4} & \text{if } d \leq 8 \\ \frac{3}{4} & \text{if } d \geq 9. \end{cases} \quad (4.10)$$

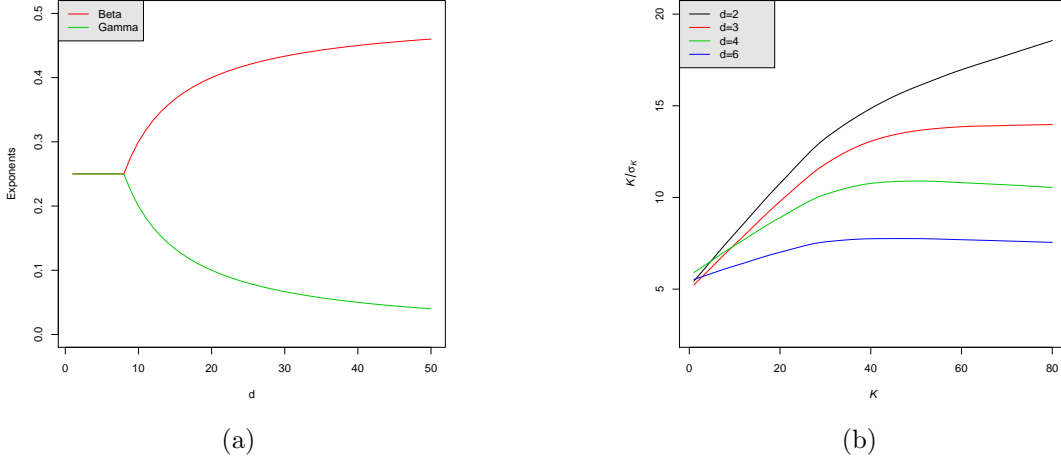
Theorem 4.2 says that (irrespective of the distribution of the data) for the testing problem (4.4): (1) if $\|N^{\beta_d}\varepsilon_N\| \rightarrow 0$, the limiting power of the test (4.3) is α ; and (2) if $\|N^{\gamma_d}\varepsilon_N\| \rightarrow \infty$, the limiting power of the test (4.3) is 1. The critical exponents are plotted in Figure 3. Note that they are equal up to dimension $d = 8$, after which β_d decreases with d to $\frac{1}{2}$ (recall the K -NN test has no power for $N^{-\frac{1}{2}}$ alternatives [5]), and γ_d increases with d to 1 (the K -NN test always has power against fixed alternatives).

Remark 4.2. (Dependence on K) The expressions in (4.7) and (4.9) shows how the limiting power of the K -NN test depends on K . For example, (4.7) shows that for dimension $d \leq 8$ the dependence on K is governed by the ratio K/σ_K . Recalling the formula of σ_K (4.2), it is easy to check that K/σ_K increases with K (for fixed d), showing that the limiting power of the test based on the K -NN graph increases with K . Moreover, $\lim_{K \rightarrow \infty} K/\sigma_K = \frac{r^2}{2} (1 - 3pq + q^2/\eta_d)$, where $\eta_d := \lim_{K \rightarrow \infty} \frac{1}{K^2} \text{Var}(\Delta_0^\downarrow)$. Figure 3(b) shows the plot of K/σ_K versus K , across dimensions.

4.1.1. *Proof Outline.* The proof of Theorem 4.2 is given in the Appendix B. Here, we give an outline of the proof. To find the limiting power of the K -NN test (1.8) it suffices to derive the asymptotic distribution of

$$\begin{aligned} & \frac{1}{\sqrt{N}} \left\{ T(\mathcal{N}_K(\mathcal{Z}'_N)) - \mathbb{E}_{H_0}(T(\mathcal{N}_K(\mathcal{Z}'_N))) \right\} \\ &= \frac{1}{\sqrt{N}} \left\{ T(\mathcal{N}_K(\mathcal{Z}'_N)) - \mathbb{E}_{H_1}(T(\mathcal{N}_K(\mathcal{Z}'_N))) \right\} + \frac{1}{\sqrt{N}} \left\{ \mathbb{E}_{H_1}(T(\mathcal{N}_K(\mathcal{Z}'_N))) - \mathbb{E}_{H_0}(T(\mathcal{N}_K(\mathcal{Z}'_N))) \right\}, \end{aligned}$$

¹¹Note that limiting power in (4.9) is greater or less than α , depending on whether $\int_S h^\top \nabla_{\theta_1} \left(\frac{\text{tr}(\mathbf{H}_x f(x|\theta_1))}{f(x|\theta_1)} \right) f^{\frac{d-2}{d}}(x|\theta_1) dx$ is negative or positive. This shows that in some case, the test (4.3) asymptotical biased, that is, the limiting power is less than the size α of the test.

FIGURE 3. (a) The critical exponents, and (b) the plot of K versus K/σ_K .

when $\theta_2 = \theta_1 + \varepsilon_N$. The proof of Corollary 4.1 shows that the first term converges in distribution to $N(0, \sigma_K^2)$. Therefore, determining the limiting power boils down to computing the limit of the *mean difference*

$$\frac{1}{\sqrt{N}} \left\{ \mathbb{E}_{H_1}(T(\mathcal{N}_K(\mathcal{Z}'_N))) - \mathbb{E}_{H_0}(T(\mathcal{N}_K(\mathcal{Z}'_N))) \right\}.$$

In the parametric setup of (4.4), $\mathbb{E}_{H_1}(T(\mathcal{N}_K(\mathcal{Z}'_N))) := \delta_N(\theta_1, \theta_2)$ for some function $\delta_N : \Theta^2 \rightarrow \mathbb{R}$.¹² Then by a Taylor series expansion in the second coordinate (and ignoring the error term) gives:

$$\begin{aligned} \mathbb{E}_{H_1}(T(\mathcal{N}_K(\mathcal{Z}'_N))) - \mathbb{E}_{H_0}(T(\mathcal{N}_K(\mathcal{Z}'_N))) &\approx \delta_N(\theta_1, \theta_1 + \varepsilon_N) - \delta_N(\theta_1, \theta_1) \\ &= \varepsilon_N^\top \nabla \delta_N(\theta_1, \theta_1) + \frac{1}{2} \varepsilon_N^\top \mathbf{H}[\delta_N(\theta_1, \theta_1)] \varepsilon_N, \end{aligned}$$

where $\nabla \delta_N(\theta_1, \theta_1) := \nabla_\theta \delta_N(\theta_1, \theta)|_{\theta=\theta_1} \in \mathbb{R}^p$ is the gradient vector (with respect to the second coordinate θ) of $\delta_N(\theta_1, \theta)$ evaluated at $\theta = \theta_1$, and $\mathbf{H}[\delta_N(\theta_1, \theta_1)] \in \mathbb{R}^{p \times p}$ is the Hessian matrix (with respect to θ) of $\delta_N(\theta_1, \theta)$. The proof of Theorem 4.2 involves showing the following steps:

- $\frac{1}{\sqrt{N}} \varepsilon_N^\top \nabla \delta_N(\theta_1, \theta_1)$ has finite limit when $\varepsilon_N = \frac{h}{N^{\frac{1}{2}-\frac{2}{d}}}$ (Lemma B.1 in Appendix B).
- $\frac{1}{\sqrt{N}} \varepsilon_N^\top \mathbf{H}[\delta_N(\theta_1, \theta_1)] \varepsilon_N$ has finite limit when $\varepsilon_N = \frac{h}{N^{\frac{1}{4}}}$ (Lemma B.2 in Appendix B).

This explains the shift in the location of the detection threshold at dimension 8: When $d \leq 7$, then $N^{-\frac{1}{2}+\frac{2}{d}} \ll N^{-\frac{1}{4}}$ and the Hessian term dominates the gradient term, giving the formula in (4.7). When $d = 8$, the rate of convergence of the gradient and the Hessian terms match, and, as a result the contribution of both the terms show up in (4.8). Finally, when $d \geq 9$, the gradient term dominates the Hessian term (since $N^{-\frac{1}{2}+\frac{2}{d}} \gg N^{-\frac{1}{4}}$), which gives the expression in (4.9).

4.2. Examples. In this section we discuss examples which attain the threshold obtained in Theorem 4.2. In order to meet compactness assumption in Theorem 4.2 (recall Assumption 4.1) we consider standard distributions truncated to a compact, convex set. However, as mentioned earlier,

¹²The expression of δ_N is given in (B.1) in Appendix B. Note that δ_N is related to the function μ_N as: $\delta_N(\theta_1, \theta_2) = \frac{N_1 N_2}{N^2} \mu_N(\theta_1, \theta_2)$.

we expect the results to hold for the un-truncated family (with ‘nice’ tails) as well, as described below.

4.2.1. *Example: Normal Location.* Let $A \in \mathbb{R}^d$ be a compact and convex set which is symmetric around the origin $\mathbf{0} \in \mathbb{R}^d$, that is $A = -A$. For $\theta \in \mathbb{R}^d$, define a family of densities $\phi_A(\cdot|\theta)$:

$$\phi_A(x|\theta) = \frac{1}{Z_A(\theta)} e^{-\frac{1}{2}\|x-\theta\|^2},$$

where $Z_A(\theta) := \int_A e^{-\frac{1}{2}\|x-\theta\|^2} dx$, is the normalizing constant. This is the d -dimensional multivariate normal $N(\theta, \mathbf{I}_d)$ truncated to the set A .

Now, consider the problem of testing (4.4) based on (4.3), given i.i.d. samples \mathcal{X}_{N_1} and \mathcal{Y}_{N_2} from $\phi_A(\cdot|\theta_1)$ and $\phi_A(\cdot|\theta_2)$, respectively. There are two cases depending whether the true θ_1 is zero or non-zero. Here, we discuss the case $\theta_1 = \mathbf{0}$: When $\theta_1 = \mathbf{0}$, it is easy to check that $\int_A \nabla_{\mathbf{0}} \left(\frac{\text{tr}(\mathbf{H}_x \phi_A(x|\mathbf{0}))}{\phi_A(x|\mathbf{0})} \right) \phi_A^{\frac{d-2}{d}}(x|\mathbf{0}) dx = 0$, which implies Theorem 4.2 cannot be directly applied to the case $d \geq 9$. However, in this case a direct calculation shows that the gradient term is exactly zero across all dimensions, which implies the following (calculations are given in Lemma C.1 in Appendix C): For any $d \geq 1$,

- If $\|N^{\frac{1}{4}}\varepsilon_N\| \rightarrow 0$, the limiting power of the test is α .
- If $\|N^{\frac{1}{4}}\varepsilon_N\| \rightarrow \infty$, the limiting power of the test is 1.
- If $N^{\frac{1}{4}}\varepsilon_N \rightarrow h$, for some $h \in \mathbb{R}^p \setminus \{\mathbf{0}\}$, the limiting power of the test is

$$\Phi \left(z_\alpha + \frac{r^2 K}{2\sigma_K} \mathbb{E}_{X \sim \phi_A(\cdot|\mathbf{0})} \left(h^\top X \right)^2 \right).$$

Details of the other case $\theta_1 \neq \mathbf{0}$ can be found in Appendix C. In this case, because of the asymmetry introduced by the truncation, $\int_A \nabla_{\theta_1} \left(\frac{\text{tr}(\mathbf{H}_x \phi_A(x|\theta_1))}{\phi_A(x|\theta_1)} \right) \phi_A^{\frac{d-2}{d}}(x|\theta_1) dx \neq 0$, and the detection threshold undergoes a phase-transition at dimension 8 as in Theorem 4.2. However, in the un-truncated normal family ($\{\mathbb{P}_\theta \sim N(\theta, \mathbf{I}_d) : \theta \in \mathbb{R}^d\}$)

$$\int_{\mathbb{R}^d} \nabla_{\theta_1} \left(\frac{\text{tr}(\mathbf{H}_x \phi_{\mathbb{R}^d}(x|\theta_1))}{\phi_{\mathbb{R}^d}(x|\theta_1)} \right) = 0,$$

for all $\theta_1 \in \mathbb{R}^d$, that is, for the (un-truncated) normal location problem we expect the detection threshold to be at $\Theta(N^{-\frac{1}{4}})$, in all dimensions, as seen in the simulations below.

To illustrate the results above we consider the following simulation: Consider the parametric family $\mathbb{P}_\theta \sim N(\theta, \mathbf{I}_d)$, for $\theta \in \mathbb{R}^d$. Figure 4 shows the empirical power (out of 100 repetitions) of the the tests based on the 2-NN and 6-NN graphs, the test based on the symmetrized 3-NN graph,¹³ and the Hotelling’s T^2 , with $N_1 = 2000$ samples from $\mathbb{P}_{2,1}$ and $N_2 = 1000$ samples from $\mathbb{P}_{2,1+\varepsilon_N}$, where $\varepsilon_N = \delta N^{-\frac{1}{4}} \mathbf{1}$, over a grid of 40 values of δ in $[-3, 3]$ (smoothed out using the `loess` function in `R`), in (a) dimension 6 and (b) dimension 10. The plots show that the tests based on the NN graphs have non-trivial local power as a function of δ , as predicted by the calculations above. Moreover, the power of the 6-NN test is more than the power of the 2-NN, however the improvement decreases with dimension, as expected from Figure 3(b). Note that, in this case, the most powerful test is the Hotelling’s T^2 -test, which has detection threshold at $N^{-\frac{1}{2}}$, and, therefore, at the $N^{-\frac{1}{4}}$ scale, it has power going to 1, as seen in the plots.

¹³Theorem 4.2 easily extends to the symmetrized test statistic (1.12) with the expressions for the limiting power appropriately modified (see Appendix E for details).

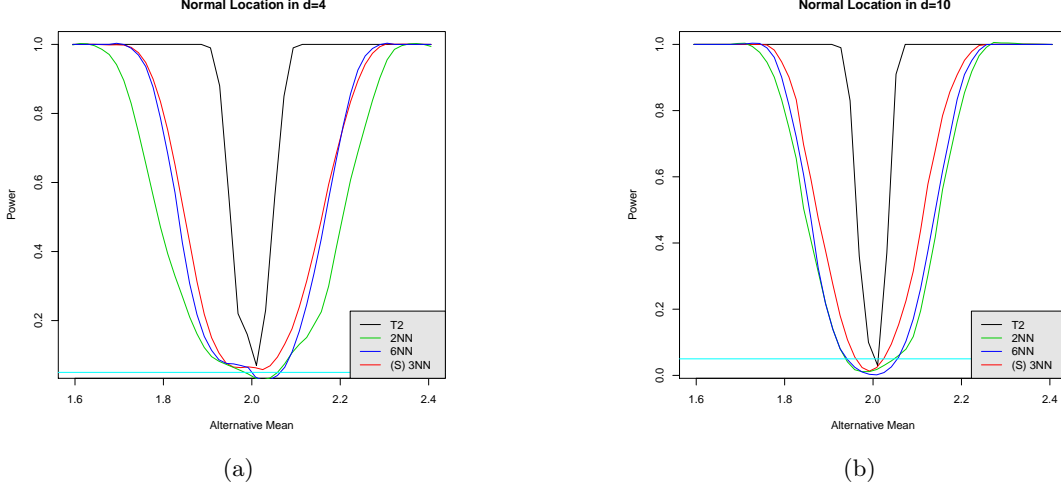


FIGURE 4. Empirical power for the normal location problem against $hN^{-\frac{1}{4}}$ alternatives, in dimension (a) $d = 4$ and (b) $d = 10$.

4.2.2. *Example: Spherical Normal.* For $\lambda > 0$, define a family of densities $\phi_M(\cdot|\lambda)$:

$$\phi_M(x|\lambda) = \frac{1}{Z_M(\lambda)} e^{-\frac{1}{2\lambda}\|x\|^2}, \quad \text{for } x \in [-M, M]^d,$$

where $Z_M(\lambda) := \int_M e^{-\frac{1}{2\lambda}\|x\|^2} dx$ is the normalizing constant. (Note that $Z_\infty(\lambda) = (2\pi\lambda)^{\frac{d}{2}}$.) This is the d -dimensional spherical normal distribution $N(0, \sigma^2 \mathbf{I}_d)$ truncated to the set $[-M, M]^d$. Now, consider the problem of testing (4.4) based on (4.3), given i.i.d. samples \mathcal{X}_{N_1} and \mathcal{Y}_{N_2} from $\phi_M(\cdot|\lambda_1)$ and $\phi_M(\cdot|\lambda_2)$, respectively. In this case, for $h \in \mathbb{R}$,

$$\int_{[M, M]^d} h \cdot \nabla_{\lambda_1} \left(\frac{\text{tr}(\mathbf{H}_x \phi_M(x|\lambda_1))}{\phi_M(x|\lambda_1)} \right) \phi_M^{\frac{d-2}{d}}(x|\lambda_1) = -\frac{Z_M(\frac{d\lambda_1}{d-2})}{Z_M(\lambda_1)^{\frac{d-2}{d}}} \frac{dh}{\lambda_1^3} (2\mathbb{E}W^2 - \lambda_1), \quad (4.11)$$

where $W \sim N_M(0, \frac{d\lambda_1}{d-2})$, where $N_M(0, \sigma^2)$ denotes the univariate normal $N(0, \sigma^2)$ truncated to the interval $[-M, M]$ (see Appendix D for details). Then by Theorem 4.2 we have the following cases:

- For dimension $d \leq 8$, depending on whether $N^{\frac{1}{4}}\varepsilon_N \rightarrow 0$ or $N^{\frac{1}{4}}\varepsilon_N \rightarrow \infty$, the limiting power of the test is 0 or 1, respectively. At the threshold, $N^{\frac{1}{4}}\varepsilon_N \rightarrow h$, the limiting power is given by (4.7) or (4.8).
- Next, suppose $d \geq 9$. Then the following cases arise:
 - $N^{\frac{1}{2}-\frac{2}{d}}\varepsilon_N \rightarrow 0$: The limiting power of the test (4.3) is α .
 - $N^{\frac{1}{2}-\frac{2}{d}}\varepsilon_N \rightarrow h$: The limiting power of the test (4.3) is

$$\Phi \left(z_\alpha + \frac{rpC_{K,2}}{4\sigma_K} \frac{Z_M(\frac{d\lambda_1}{d-2})}{Z_M(\lambda_1)^{\frac{d-2}{d}}} \frac{h}{\lambda_1^3} (2\mathbb{E}W^2 - \lambda_1) \right). \quad (4.12)$$

- $N^{\frac{1}{2}-\frac{2}{d}}\varepsilon_N \rightarrow \pm\infty$ such that $N^{\frac{2}{d}}\varepsilon_N \rightarrow 0$: Then the limiting power of the test (4.3) is 1 or 0, respectively.
- $N^{\frac{2}{d}}\varepsilon_N \rightarrow \infty$: The limiting power of the test (4.3) is 1.

This example shows that the phase transition in the detection threshold at dimension 8 proved in Theorem 4.2 is, in fact, attained. Note that the limiting power in (4.12) is greater than α , when $h > 0$, and goes to 1 whenever $N^{\frac{1}{2}-\frac{2}{d}}\varepsilon_N \rightarrow \infty$, exhibiting the phenomenon of blessing of dimensionality discussed above. However, on the negative side the problem exhibits the curse of dimensionality: The expression in (4.12) is less than α when $h < 0$ (that is, the test is *asymptotically biased*), and goes to 0 whenever $N^{\frac{1}{2}-\frac{2}{d}}\varepsilon_N \rightarrow -\infty$, such that $N^{\frac{2}{d}}\varepsilon_N \rightarrow 0$. However, the power transitions from 0 to 1 at the threshold $N^{\frac{2}{d}}$, showing the tightness of the critical exponent γ_d in (4.10).

Finally, note that by taking a limit as $M \rightarrow \infty$, the RHS in (4.12) simplifies to

$$\Phi \left(-z_\alpha + \frac{rpC_{K,2}}{4\sigma_K} \cdot \left(\frac{d}{d-2} \right)^{\frac{d+2}{2}} \frac{2\pi h(d+2)}{d\lambda_1} \right),$$

which is the limiting power at the threshold $N^{\frac{1}{2}-\frac{2}{d}}\varepsilon_N \rightarrow h$, for dimension $d \geq 9$, in the (un-truncated) spherical normal family $\{\mathbb{P}_\lambda \sim N(0, \lambda \mathbf{I}_d) : \lambda > 0\}$ (see Figure 5 and 6 below).

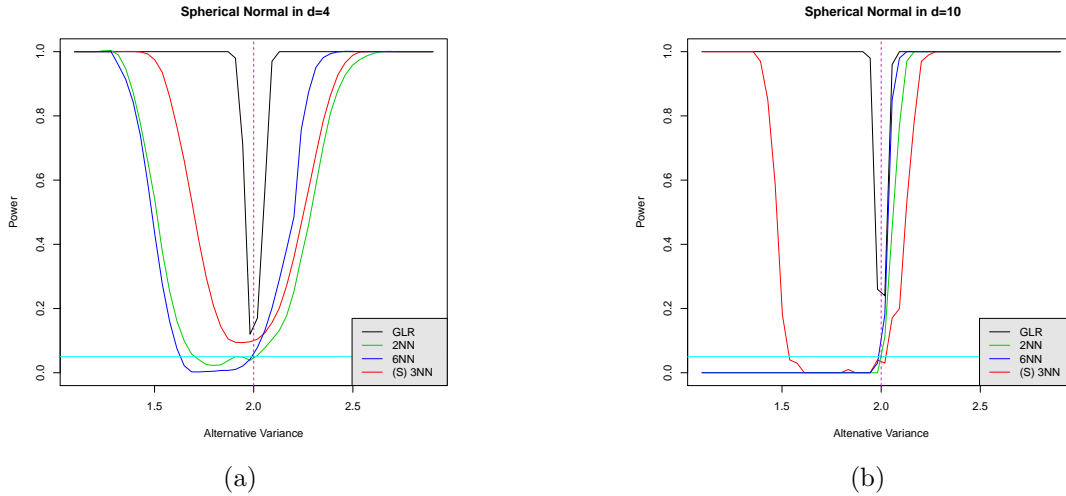


FIGURE 5. Empirical power for the spherical normal problem against $hN^{-\frac{1}{4}}$ alternatives, in dimension (a) $d = 4$ and (b) $d = 10$.

To illustrate this phenomenon we consider the following simulation: Let $\mathbb{P}_{\sigma^2} \sim N(0, \sigma^2 \mathbf{I}_d)$, for $\sigma > 0$. Figure 5 shows the empirical power (out of 100 repetitions) of the the tests based on the 2-NN and 6-NN graphs, the test based on the symmetrized 3-NN graph, and the GLR test,¹⁴ with $N_1 = 10000$ samples from \mathbb{P}_2 and $N_2 = 5000$ samples from $\mathbb{P}_{2+\varepsilon_N}$, where $\varepsilon_N = hN^{-\frac{1}{4}}$, over a grid of 50 values of h in $[-10, 10]$ in (a) dimension 6 and (b) dimension 10. As before, in both cases, the GLR test has the highest power (going to 1). In dimension 6 (which is less than the critical dimension 8), the tests based on the NN graphs have non-trivial limiting local power as a function of h . However, in dimension 10 (Figure 5(b)), there is a drastic change in the shape of the limiting power curve: The tests have non-trivial power (rapidly increasing to 1) when $h > 0$. On the other hand, there is region where $h < 0$ (alternative variance less than 2), for which the test have

¹⁴The generalized likelihood ratio (GLR) test for the spherical normal problem, rejects H_0 for large values of $N \log \left(\frac{1}{N} \sum_{i=1}^N Z_i^\top Z_i \right) - N_1 \log \left(\frac{1}{N_1} \sum_{i=1}^{N_1} X_i^\top X_i \right) - N_2 \log \left(\frac{1}{N_2} \sum_{i=1}^{N_2} Y_i^\top Y_i \right)$.

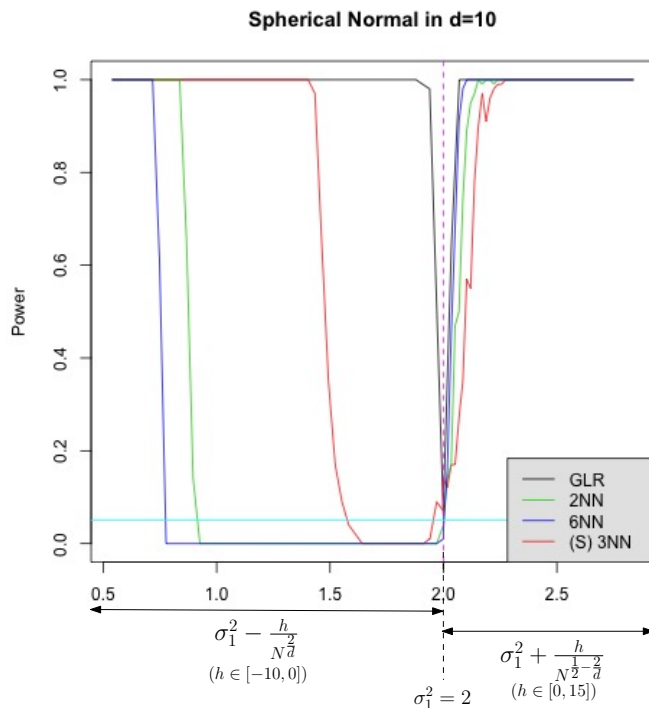


FIGURE 6. Empirical power for the spherical normal problem in dimension 10 against $hN^{-\frac{1}{5}}$ alternatives for $h < 0$, and $hN^{-\frac{3}{10}}$ alternatives for $h > 0$.

zero power, illustrating the phenomenon of asymptotic biasedness discussed above. The theorem predicts that for $d = 10$, the detection threshold for positive h is $N^{-\frac{1}{2} + \frac{2}{d}} = N^{-\frac{3}{10}} \ll N^{-\frac{1}{4}}$ (which explains the rapid increase of power to 1 for positive h), and the detection threshold for negative h is $N^{-\frac{2}{d}} = N^{-\frac{1}{5}} \gg N^{-\frac{1}{4}}$ (which explains the zero power for negative h). To see the emergence of these thresholds we zoom-in further in Figure 6(b). This shows the limiting power of the tests with $N_1 = 10000$ samples from \mathbb{P}_2 and $N_2 = 5000$ samples from $\mathbb{P}_{2+\varepsilon_N}$, where $\varepsilon_N = hN^{-\frac{3}{10}}$, over a grid of 50 values of h in $[0, 15]$ to the right of $\sigma_1^2 = 2$, and $\varepsilon_N = hN^{-\frac{1}{5}}$, over a grid of 50 values of h in $[-10, 0]$ to the left of $\sigma_1^2 = 2$. Now, we can see the power of the tests rapidly transitioning from 1 to 0, and then staying at 0, as h increases from -10 to 0 (left of $\sigma_1^2 = 2$), and then the power increases from α to 1, as h increases from 0 to 15 (right of $\sigma_1^2 = 2$), as predicted by the theorem.

ACKNOWLEDGEMENTS

The author is indebted to his advisor Persi Diaconis for introducing him to graph-based tests and for his constant encouragement and support. The author thanks Riddhipratim Basu, Sourav Chatterjee, Jerry Friedman, Shirshendu Ganguly, and Susan Holmes for illuminating discussions and helpful comments.

REFERENCES

- [1] D. Aldous, D. and J. M. Steele, Asymptotics for Euclidean minimal spanning trees on random points, *Probab. Theory Related Fields*, Vol. 92, 247–258, 1992.
- [2] E. Arias-Castro and B. Pelletier, On the consistency of the crossmatch test, *Journal of Statistical Planning and Inference*, 184–190, Vol. 171, 2016.

- [3] B. Aslan and G. Zech, New test for the multivariate two-sample problem based on the concept of minimum energy, *Journal of Statistical Computation and Simulation*, Vol. 75, 109–119, 2005.
- [4] L. Baringhaus, and C. Franz, On a new multivariate two-sample test, *Journal of Multivariate Analysis*, Vol. 88, 190–206, 2004.
- [5] B. B. Bhattacharya, A general asymptotic framework for distribution-free graph-based two-sample tests, arXiv:1508.07530, 2017.
- [6] P. J. Bickel, A distribution free version of the Smirnov two sample test in the p -variate case, *Annals of Mathematical Statistics*, Vol. 40, 1–23, 1969.
- [7] M. Biswas, M. Mukhopadhyay, A. K. Ghosh, A distribution-free two-sample run test applicable to high-dimensional data, *Biometrika*, Vol. 101(4), 913–926, 2014.
- [8] H. Chen and J. H. Friedman, A new graph-based two-sample test for multivariate and object data, *J. Amer. Statist. Assoc.* Vol. 112 (517), 397–409, 2017.
- [9] H. Chen, X. Chen, X. and Y. Su, A weighted edge-count two sample test for multivariate and object data, *JASA, Theory and Methods*, to appear.
- [10] L. H. Y. Chen and Q.-M. Shao, Normal approximation under local dependence, *Ann. Probab.*, Vol. 32 (3), 1985–2028, 2004.
- [11] J. H. Friedman, and L. C. Rafsky, Multivariate generalizations of the Wolfowitz and Smirnov two-sample tests, *Ann. Statist.*, Vol. 7, 697–717, 1979.
- [12] A. Gretton, K. Borgwardt, M. Rasch, B. Scholkopf, and A. Smola, A kernel two-sample test, *Journal of Machine Learning Research*, Vol. 16, 723–773, 2012.
- [13] L. Györfi, and T. Nemetz, f -dissimilarity: A general class of separation measures of several probability measures, *In Topics in Information Theory. Colloq. Math. Soc. János Bolyai*, Vol. 16, 309–321, 1975.
- [14] P. Hall and N. Tajvidi, Permutation tests for equality of distributions in high-dimensional settings, *Biometrika*, Vol. 89, 359–374, 2002.
- [15] N. Henze, A multivariate two-sample test based on the number of nearest neighbor type coincidences, *Ann. Statist.*, Vol. 16, 772–783, 1988.
- [16] N. Henze and M. D. Penrose, On the multivariate runs test, *The Annals of Statistics*, Vol. 27 (1), 290–298, 1999.
- [17] R. Y. Liu and K. Singh, A quality index based on data-depth and multivariate rank tests, *J. Amer. Statist. Assoc.*, Vol. 88, 252–260, 1993.
- [18] J.-F. Maa, D. K. Pearl, and R. Bartoszyński, Reducing multidimensional two-sample data to one-dimensional interpoint comparisons, *The Annals of Statistics*, Vol. 24 (3), 1069–1074, 1996.
- [19] H. B. Mann and D. R. Whitney, On a test of whether one of two random variables is stochastically larger than the other, *Annals of Mathematical Statistics*, Vol. 18(1), 50–60, 1947.
- [20] M. D. Penrose, *Random Geometric Graphs*, Oxford University Press, 2003.
- [21] M. D. Penrose, Gaussian limits for random geometric measures, *Electronic Journal of Probability*, Vol. 12, 989–1035, 2007.
- [22] M. D. Penrose and J. E. Yukich, Weak laws of large numbers in geometric probability, *Ann. Appl. Probab.* Vol. 13, 277–303, 2003.
- [23] P. R. Rosenbaum, An exact distribution-free test comparing two multivariate distributions based on adjacency, *Journal of the Royal Statistical Society: Series B (Statistical Methodology)*, Vol. 67 (4), 515–530, 2005.
- [24] V. Rousson, On distribution-free tests for the multivariate two-sample location-scale model, *J. Mult. Anal.*, Vol. 80, 43–57, 2002.
- [25] W. Rudin, *Real and Complex Analysis*, 3rd ed. McGraw-Hill, New York, 1987.
- [26] M. F. Schilling, Multivariate two-sample tests based on nearest neighbors, *J. Amer. Statist. Assoc.*, Vol. 81, 799–806, 1986.
- [27] N. Smirnov, On the estimation of the discrepancy between empirical curves of distribution for two independent samples, *Bulletin de Universite de Moscow, Serie internationale (Mathematiques)*, Vol. 2, 3–14, 1939.
- [28] J. W. Tukey, Mathematics and picturing data, *In Proc. Intern. Congr. Math. Vancouver 1974*, Vol. 2, 523–531, 1975.
- [29] A. Wald and J. Wolfowitz, On a test whether two samples are from the same distribution, *Ann. Math. Statist.*, Vol. 11, 147–162, 1940.
- [30] L. Weiss, Two-sample tests for multivariate distributions, *The Annals of Mathematical Statistics*, Vol. 31, 159–164, 1960.
- [31] J. Yukich, Limit theorems in discrete stochastic geometry, *Stochastic geometry, spatial statistics and random fields*, Lecture Notes in Mathematics, 2068, 239–275, 2013.

APPENDIX A. PROOF OF CLT UNDER GENERAL ALTERNATIVES

In this section the asymptotic distribution of the two-sample test based on stabilizing geometric graphs in the Poissonized setting is derived. The section is organized as follows: Begin by recalling preliminaries about geometric graphs in Section A.1. In Section A.2 a few technical lemmas are proved, which will be required to derive the asymptotic variance of the statistic (3.3). The consistency of these tests under general alternatives (Proposition 2.1) is given in Section A.3. The proof of the conditionally centered CLT of the test statistic (Theorem 3.1) is described in Section 3.2. The CLT of the conditional mean and the proofs of Proposition 3.2 and Theorem 3.3 are given in Section A.5.

A.1. Preliminaries on Stabilizing Graphs. Given a graph functional \mathcal{G} , $\varphi(z, \mathcal{G}(\mathcal{Z}))$ is a measurable \mathbb{R}^+ valued function defined for all locally finite set $\mathcal{Z} \subset \mathbb{R}^d$ and $z \in \mathcal{Z}$. If $z \notin \mathcal{Z}$, then $\varphi(z, \mathcal{G}(\mathcal{Z})) := \varphi(z, \mathcal{G}(\mathcal{Z} \cup \{z\}))$. The function φ is *translation invariant* if $\varphi(y+z, \mathcal{G}(y+\mathcal{Z})) = \varphi(z, \mathcal{G}(\mathcal{Z}))$, and *scale invariant* if $\varphi(az, \mathcal{G}(a\mathcal{Z})) = \varphi(z, \mathcal{G}(\mathcal{Z}))$, for all $y \in \mathbb{R}^d$ and $a \in \mathbb{R}^+$. Similar to stabilizing graph functionals, Penrose and Yukich [22] defined stabilizing functions of graph functionals as follows:

Definition A.1. (Penrose and Yukich [22]) For any locally finite point set $\mathcal{Z} \subset \mathbb{R}^d$ and any integer $m \in \mathbb{N}$

$$\bar{\varphi}(\mathcal{G}(\mathcal{Z}), M) := \sup_{N \in \mathbb{N}} \left(\operatorname{ess\,sup}_{\substack{\mathcal{A} \subset \mathbb{R}^d \setminus B(0, M) \\ |\mathcal{A}| = N}} \{\varphi(0, \mathcal{G}(\mathcal{Z} \cap B(0, M) \cup \mathcal{A}))\} \right)$$

and

$$\underline{\varphi}(\mathcal{G}(\mathcal{Z}), M) := \inf_{N \in \mathbb{N}} \left(\operatorname{ess\,inf}_{\substack{\mathcal{A} \subset \mathbb{R}^d \setminus B(0, M) \\ |\mathcal{A}| = N}} \{\varphi(0, \mathcal{G}(\mathcal{Z} \cap B(0, M) \cup \mathcal{A}))\} \right),$$

where the essential supremum/infimum is taken with respect to the Lebesgue measure on \mathbb{R}^{dN} . The functional φ is said to *stabilize* $\mathcal{G}(\mathcal{Z})$ if

$$\liminf_{M \rightarrow \infty} \underline{\varphi}(\mathcal{G}(\mathcal{Z}), M) = \limsup_{M \rightarrow \infty} \bar{\varphi}(\mathcal{G}(\mathcal{Z}), M) = \varphi(0, \mathcal{G}(\mathcal{Z})).$$

Remark A.1. It is important to distinguish the difference between translation/scale invariance of graph functional \mathcal{G} and the translation/scale invariance a functional $\varphi(\cdot, \mathcal{G}(S))$ defined on the graph, and how it fits into the notation defined above. Throughout the paper, all graphs considered will be translation and scale invariant. However, at times we will consider functionals on these graphs which might not be scale invariant, in which case $\varphi(x, \mathcal{G}(aS)) \neq \varphi(x, \mathcal{G}(S))$ (even though $\mathcal{G}(aS) = \mathcal{G}(S)$). For example, if $\varphi(0, \mathcal{P}_\lambda) = \sum_{y \in \mathcal{P}_\lambda} \|y\|^r \mathbf{1}\{(0, y) \in E(\mathcal{G}(\mathcal{P}_\lambda))\} = (\frac{1}{\lambda})^{\frac{r}{d}} \sum_{y \in \mathcal{P}_1} \|y\|^r \mathbf{1}\{(0, y) \in E(\mathcal{G}(\mathcal{P}_1))\} = (\frac{1}{\lambda})^{\frac{r}{d}} \varphi(0, \mathcal{P}_1)$, using $\mathcal{P}_\lambda = \lambda^{-1/d} \mathcal{P}_1$.

Hereafter, for a stabilizing function φ , define the rescaled functional

$$\varphi_N(x, \mathcal{G}(S)) = \varphi(0, \mathcal{G}(N^{\frac{1}{d}}(S - x))).$$

It follows from [22, Lemma 3.2] that, given a density κ in \mathbb{R}^d , under appropriate moment conditions, $\varphi_N(z, \mathcal{G}(\mathcal{P}_{N\kappa}))$ ¹⁵ converges to $\varphi(0, \mathcal{G}(\mathcal{P}_{\kappa(z)}))$. The proof of [22, Lemma 3.2] can be easily modified

¹⁵Recall that for a density κ in \mathbb{R}^d , $\mathcal{P}_{N\kappa}$ denotes the inhomogeneous Poisson process in \mathbb{R}^d of rate $N\kappa(\cdot)$.

to show that the same holds for any sequence of densities $\kappa_N \rightarrow \kappa$ uniformly, which is summarized below:

Lemma A.1. *Let \mathcal{G} be a translation and scale invariant graph functional in \mathbb{R}^d , and ϕ_N, ϕ as in (3.1). Suppose φ is translation invariant and almost surely stabilizing on $\mathcal{G}(\mathcal{P}_\lambda)$, with limit $\varphi(0, \mathcal{G}(\mathcal{P}_\lambda))$ for all $\lambda \in (0, \infty)$, and for some $\beta > 1$*

$$\sup_{N \in \mathbb{N}} \sup_{\substack{z \in \mathbb{R}^d, \\ \mathcal{A} \subset \mathbb{R}^d}} \mathbb{E} \left\{ \varphi_N(z, \mathcal{G}(\mathcal{P}_{N\phi_N} \cup \mathcal{A}))^\beta \right\} < \infty, \quad (\text{A.1})$$

where the set \mathcal{A} ranges over all finite subsets of \mathbb{R}^d .

(a) Then as $N \rightarrow \infty$,

$$\varphi_N(z, \mathcal{G}(\mathcal{P}_{N\phi_N})) \rightarrow \varphi(0, \mathcal{G}(\mathcal{P}_{\phi(z)})), \quad (\text{A.2})$$

in expectation and in distribution.

(b) For any $y \in \mathbb{R}^d$, as $N \rightarrow \infty$,

$$\varphi_N(z + N^{-\frac{1}{d}}y, \mathcal{G}(\mathcal{P}_{N\phi_N})) \rightarrow \varphi(0, \mathcal{G}(\mathcal{P}_{\phi(z)})), \quad (\text{A.3})$$

in expectation and in distribution. \square

A.2. Technical Lemmas. In this section a few technical lemmas required for deriving the limit of the conditional variance in Theorem 3.1 are proved. Begin with a few definitions: For $A \subset \mathbb{R}^d$, denote by $|A|$ the Lebesgue measure of the set A .¹⁶ A point $x \in \mathbb{R}^d$ is a *Lebesgue point* of ϕ if

$$\lim_{\varepsilon \rightarrow 0} \frac{1}{|B(x, \varepsilon)|} \int_{B(x, \varepsilon)} |\phi(y) - \phi(x)| dy = 0,$$

where $B(x, \varepsilon)$ is the Euclidean ball in \mathbb{R}^d with center at x and radius ε . Almost every point $x \in \mathbb{R}^d$ is a Lebesgue point of ϕ [25, Theorem 7.7].

Let ϕ_N, ϕ as in (3.1), and $h : \mathbb{R}^d \times \mathbb{R}^d \rightarrow [0, 1]$ a symmetric and jointly measurable function, such that for almost every $x \in \mathbb{R}^d$, $h(x, \cdot)$ is measurable and x a Lebesgue point of the function $\phi(\cdot)h(x, \cdot)$. Define

$$\kappa_N(z) = \sum_{w \in \mathcal{P}_{N\phi_N}} h(z, w) \mathbf{1}\{(z, w) \in E(\mathcal{G}(\mathcal{P}_{N\phi_N}))\}. \quad (\text{A.4})$$

Lemma A.2. *Let \mathcal{G} be a translation and scale invariant graph functional in \mathbb{R}^d which satisfies the β -degree moment condition (2.1) for some $\beta > 2$. Then for $h : \mathbb{R}^d \times \mathbb{R}^d \rightarrow [0, 1]$ as above*

$$\lim_{N \rightarrow \infty} \mathbb{E} \kappa_N(z) = h(z, z) \mathbb{E} \Delta_0^\uparrow, \quad (\text{A.5})$$

if z is a Lebesgue point of ϕ and $h(z, \cdot)\phi$, and where Δ_0^\uparrow is defined in (3.6). Moreover, as $N \rightarrow \infty$,

$$\frac{1}{N} \sum_{z \in \mathcal{P}_{N\phi_N}} \kappa_N(z) \xrightarrow{L^2} \mathbb{E} \Delta_0^\uparrow \int_{\mathbb{R}^d} h(z, z) \phi(z) dz. \quad (\text{A.6})$$

The lemma is proved below in Section A.2.1. The same proof shows that

$$\frac{1}{N} \sum_{z \in \mathcal{P}_{N\phi_N}} \kappa_N^\dagger(z) \xrightarrow{L^2} \mathbb{E} \Delta_0^+ \int_{\mathbb{R}^d} h(z, z) \phi(z) dz, \quad (\text{A.7})$$

¹⁶The notation $|S|$ is also used to denote the cardinality of a finite set S , depending on the context.

where $\kappa_N^\dagger(z) = \sum_{w \in \mathcal{P}_{N\phi_N}} h(z, w) \mathbf{1}\{(z, w), (z, w) \in E(\mathcal{G}(\mathcal{P}_{N\phi_N}))\}$ and Δ_0^+ is as defined in (3.6).

Next, define $\omega^\uparrow, \omega^\downarrow : \mathbb{R}^d \times \mathbb{R}^d \times \mathbb{R}^d \rightarrow [0, 1]$ as follows:

$$\omega^\uparrow(x, y, z) = \frac{pq^2 f(x)g(y)g(z)}{(pf(x) + qg(x))(pf(y) + qg(y))(pf(z) + qg(z))}, \quad (\text{A.8})$$

and

$$\omega^\downarrow(x, y, z) = \frac{p^2 qg(x)f(y)f(z)}{(pf(x) + qg(x))(pf(y) + qg(y))(pf(z) + qg(z))}. \quad (\text{A.9})$$

Let

$$\tau_N^\uparrow(z) := \frac{1}{2} \sum_{w_1 \neq w_2 \in \mathcal{P}_{N\phi_N}} \omega^\uparrow(z, w_1, w_2) \mathbf{1}\{(z, w_1), (z, w_2) \in E(\mathcal{G}(\mathcal{P}_{N\phi_N}))\},$$

and

$$\tau_N^\downarrow(z) := \frac{1}{2} \sum_{w_1 \neq w_2 \in \mathcal{P}_{N\phi_N}} \omega^\downarrow(z, w_1, w_2) \mathbf{1}\{(w_1, z), (w_2, z) \in E(\mathcal{G}(\mathcal{P}_{N\phi_N}))\}.$$

where ϕ_N is defined in (3.1).

Lemma A.3. *Let \mathcal{G} be an translation and scale invariant graph functional in \mathbb{R}^d which satisfies the β -degree moment condition (2.1) for some $\beta > 4$. Then*

$$\frac{1}{N} \sum_{z \in \mathcal{P}_{N\phi_N}} \tau_N^\uparrow(h, z) \xrightarrow{L^2} \mathbb{E}T_2^\uparrow \int_{\mathbb{R}^d} \omega^\uparrow(z, z, z) \phi(z) dz, \quad (\text{A.10})$$

for ω^\uparrow as in (A.8). The same result holds for $\tau_N^\downarrow(h, z)$, with $\mathbb{E}T_2^\uparrow$ replaced by $\mathbb{E}T_2^\downarrow$, and ω^\uparrow replaced by ω^\downarrow .

The proof of Lemma A.2 is given in Section A.2.1. The proof of Lemma A.3 is described in Section A.2.2.

A.2.1. *Proof of Lemma A.2.* The proof of Lemma A.2 is organized as follows: Begin with the proof of (A.5) below. This together with uniform integrability, which follows from the degree moment condition (2.1), implies the convergence in expectation in (A.6). Following this the convergence of (A.6) in L^2 is shown, by computing the limit of the second moment.

Proof of (A.5) and Convergence in Expectation: Fix $K > 0$. By the Palm theory of Poisson processes [20, Theorem 1.6],

$$\begin{aligned} & \mathbb{E} \sum_{w \in \mathcal{P}_{N\phi_N}} |h(z, w) - h(z, z)| \mathbf{1}\{w \in B(z, KN^{-\frac{1}{d}})\} \\ &= N \int_{B(z, KN^{-\frac{1}{d}})} |h(z, w) - h(z, z)| \phi_N(w) dw, \end{aligned} \quad (\text{A.11})$$

which tends to zero as $N \rightarrow \infty$, if z is a Lebesgue point of both ϕ and $h(z, \cdot)\phi(\cdot)$ (using $\phi_N \rightarrow \phi$ uniformly and $|h| \leq 1$). Since h has range $[0, 1]$, this implies that

$$\begin{aligned} & \limsup_{N \rightarrow \infty} \mathbb{E} \sum_{w \in \mathcal{P}_{N\phi_N}} |h(z, w) - h(z, z)| \mathbf{1}\{(z, w) \in \mathcal{G}(\mathcal{P}_{N\phi_N})\} \\ & \leq \limsup_{N \rightarrow \infty} \mathbb{E} d_K^\uparrow(z, \mathcal{G}(\mathcal{P}_{N\phi_N})), \end{aligned} \quad (\text{A.12})$$

where $d_K^\uparrow(z, \mathcal{G}(\mathcal{P}_{N\phi_N}))$ is the number of edges $(z, w) \in E(\mathcal{G}(\mathcal{P}_{N\phi_N}))$ incident on z such that $w \notin B(z, KN^{-\frac{1}{d}})$.

Since \mathcal{G} stabilizes \mathcal{P}_λ for all $\lambda \in (0, \infty)$ (as in Definition 1.3), the functions d^\uparrow and d_K^\uparrow defined on \mathcal{G} stabilizes \mathcal{P}_λ , for all $\lambda \in (0, \infty)$ (as in Definition A.1). Therefore, by Lemma A.1,

$$\limsup_{K \rightarrow \infty} \limsup_{N \rightarrow \infty} \mathbb{E} d_K^\uparrow(z, \mathcal{G}(\mathcal{P}_{N\phi_N})) = \limsup_{K \rightarrow \infty} \mathbb{E} d_K^\uparrow(0, \mathcal{G}(\mathcal{P}_{\phi(z)})) = 0. \quad (\text{A.13})$$

Now, recall the definition of $\kappa_N(\cdot)$ from (A.4). Then from (A.12) and (A.13), it follows that for every z which is a Lebesgue point of ϕ and $h(z, \cdot)\phi$,

$$\begin{aligned} \lim_{N \rightarrow \infty} \mathbb{E} \kappa_N(z) &= h(z, z) \lim_{N \rightarrow \infty} \mathbb{E} d^\uparrow(z, \mathcal{G}(\mathcal{P}_{N\phi_N})) \\ &= h(z, z) \mathbb{E} d^\uparrow(0, \mathcal{G}(\mathcal{P}_{\phi(z)})) && \text{(by Lemma A.1)} \\ &= h(z, z) \mathbb{E} d^\uparrow(0, \mathcal{G}(\mathcal{P}_1)), && (\text{A.14}) \end{aligned}$$

where the last equality uses \mathcal{G} is scale invariant. Therefore, as $N \rightarrow \infty$

$$\begin{aligned} \mathbb{E} \left(\frac{1}{N} \sum_{z \in \mathcal{P}_{N\phi_N}} \kappa_N(z) \right) &= \int \phi_N(z) \mathbb{E} \kappa_N(z) \rightarrow \mathbb{E} \Delta_0^\uparrow \int \phi(z) h(z, z) dz \\ &:= \mu(\mathcal{G}, h), \end{aligned} \quad (\text{A.15})$$

by (A.14) and the Dominated Convergence Theorem.

Proof of (A.6) (Convergence in L^2): By the Palm theory of Poisson processes,

$$\begin{aligned} &\mathbb{E} \left(\frac{1}{N} \sum_{z \in \mathcal{P}_{N\phi_N}} \kappa_N(z) \right)^2 \\ &= \frac{1}{N} \int \phi_N(z) \mathbb{E} \kappa_N^2(z) dz + \int \phi_N(z_1) \phi_N(z_2) \mathbb{E} \kappa_N(z_1) \kappa_N(z_2) dz_1 dz_2. \end{aligned} \quad (\text{A.16})$$

Now, since h is bounded in $[0, 1]$, $\mathbb{E} \kappa_N(z)^2 \leq \mathbb{E} (d^\uparrow(z, \mathcal{P}_{N\phi_N}))^2 \rightarrow \mathbb{E} (d^\uparrow(z, \mathcal{P}_{\phi(z)}))^2$, as (2.1) holds for $\beta > 2$. Thus, $\int \phi_N(z) \mathbb{E} \kappa_N^2(z) dz = O(1)$, and the first term in (A.16) goes to 0 as $N \rightarrow \infty$. Therefore, it suffices to consider the second term. Fix $K > 0$ and let z_1 and z_2 be Lebesgue points of ϕ . Define $A(z_1, z_2) := B(z_1, KN^{-\frac{1}{d}}) \times B(z_2, KN^{-\frac{1}{d}}) \subset \mathbb{R}^d \times \mathbb{R}^d$. Then by triangle inequality, for almost all z_1, z_2

$$N^2 \int_{A(z_1, z_2)} |\phi(w_1)\phi(w_2) - \phi(z_1)\phi(z_2)| dw_1 dw_2 \rightarrow 0, \quad (\text{A.17})$$

as $N \rightarrow \infty$.

Similarly, if z_1, z_2 are Lebesgue points of $h(z_1, \cdot)\phi(\cdot)$ and $h(z_2, \cdot)\phi(\cdot)$, respectively, then as $N \rightarrow \infty$

$$\begin{aligned} &N^2 \int_{A(z_1, z_2)} |h(z_1, w_1)h(z_2, w_2)\phi(w_1)\phi(w_2) - h(z_1, z_1)h(z_2, z_2)\phi(z_1)\phi(z_2)| dw_1 dw_2 \\ &\leq N^2 \int_{A(z_1, z_2)} \phi(w_2)h(z_2, w_2) |h(z_1, w_1)\phi(w_1) - h(z_1, z_1)\phi(z_1)| dw_1 dw_2 \\ &+ N^2 \int_{A(z_1, z_2)} h(z_1, z_1)\phi(z_1) |h(z_2, w_2)\phi(w_2) - h(z_2, z_2)\phi(z_2)| dw_1 dw_2 \end{aligned}$$

$$\rightarrow 0. \quad (\text{A.18})$$

Now, let $S_{w_1, w_2} = \{w_1, w_2 \in \mathcal{P}_{N\phi_N} : (z_1, w_1), (z_2, w_2) \in E(\mathcal{G}(\mathcal{P}_{N\phi_N}))\}$. Then, since h has range $[0, 1]$, (A.17) and (A.18) gives

$$\begin{aligned} & \limsup_{N \rightarrow \infty} \mathbb{E} \sum_{S_{w_1, w_2}} |h(z_1, w_1)h(z_2, w_2) - h(z_1, z_1)h(z_2, z_2)| \\ & \lesssim \limsup_{N \rightarrow \infty} T_{N, K}(z_1) + \limsup_{N \rightarrow \infty} T_{N, K}(z_2). \end{aligned} \quad (\text{A.19})$$

where

$$\begin{aligned} \limsup_{N \rightarrow \infty} T_{N, K}(z_1) &= \lim_{N \rightarrow \infty} \mathbb{E} d_K^\uparrow(z_1, \mathcal{G}(\mathcal{P}_{N\phi_N})) d_K^\uparrow(z_2, \mathcal{G}(\mathcal{P}_{N\phi_N})) \\ &\leq \left(\mathbb{E} \{d_K^\uparrow(0, \mathcal{G}(\mathcal{P}_{\phi(z_1)}))\}^2 \mathbb{E} \{d_K^\uparrow(0, \mathcal{G}(\mathcal{P}_{\phi(z_2)}))\}^2 \right)^{\frac{1}{2}}, \end{aligned} \quad (\text{A.20})$$

by Lemma A.1, since (2.1) holds for $\beta > 2$.

Similarly,

$$\begin{aligned} \limsup_{N \rightarrow \infty} T_{N, K}(z_2) &= \lim_{N \rightarrow \infty} \mathbb{E} d_K^\uparrow(z_1, \mathcal{G}(\mathcal{P}_{N\phi_N})) d_K^\uparrow(z_2, \mathcal{G}(\mathcal{P}_{N\phi_N})) \\ &\leq \left(\mathbb{E} \{d_K^\uparrow(0, \mathcal{G}(\mathcal{P}_{\phi(z_1)}))\}^2 \mathbb{E} \{d_K^\uparrow(0, \mathcal{G}(\mathcal{P}_{\phi(z_2)}))\}^2 \right)^{\frac{1}{2}}. \end{aligned} \quad (\text{A.21})$$

Combining (A.20) and (A.21) and taking $K \rightarrow \infty$ it follows that the LHS of (A.19) goes to zero. Therefore,

$$\begin{aligned} & \lim_{N \rightarrow \infty} \mathbb{E} \kappa_N(z_1) \kappa_N(z_2) \\ &= \lim_{N \rightarrow \infty} \sum_{w_1, w_2 \in \mathcal{P}_{N\phi_N}} h(z_1, w_1) h(z_2, w_2) \mathbf{1}\{(z_1, w_1), (z_2, w_2) \in E(\mathcal{G}(\mathcal{P}_{N\phi_N}))\} \\ &= h(z_1, z_1) h(z_2, z_2) \lim_{N \rightarrow \infty} \mathbb{E} d^\uparrow(z_1, \mathcal{G}(\mathcal{P}_{N\phi_N})) d^\uparrow(z_2, \mathcal{G}(\mathcal{P}_{N\phi_N})) \end{aligned} \quad (\text{A.22})$$

for z_1, z_2 Lebesgue points of ϕ and $h(z_1, \cdot)\phi$ and $h(z_2, \cdot)\phi$, respectively. Now, by a modification of the coupling argument used in Lemma A.1, similar to the proof of [22, Lemma 3.1], it can be shown that

$$\begin{aligned} \lim_{N \rightarrow \infty} \mathbb{E} d^\uparrow(z_1, \mathcal{G}(\mathcal{P}_{N\phi_N})) d^\uparrow(z_2, \mathcal{G}(\mathcal{P}_{N\phi_N})) &= \mathbb{E} d^\uparrow(0, \mathcal{G}(\mathcal{P}_{\phi(z_1)})) \mathbb{E} d^\uparrow(0, \mathcal{G}(\mathcal{P}_{\phi(z_2)})) \\ &= \{\mathbb{E} d^\uparrow(0, \mathcal{G}(\mathcal{P}_1))\}^2, \end{aligned} \quad (\text{A.23})$$

where the last step uses \mathcal{G} is scale invariant. Combining (A.23) with (A.22) gives

$$\lim_{N \rightarrow \infty} \mathbb{E} \kappa_N(z_1) \kappa_N(z_2) = \{\mathbb{E} d^\uparrow(0, \mathcal{G}(\mathcal{P}_1))\}^2 h(z_1, z_1) h(z_2, z_2).$$

Thus, taking limit as $N \rightarrow \infty$ in (A.16) gives

$$\lim_{N \rightarrow \infty} \mathbb{E} \left(\frac{1}{N} \sum_{z \in \mathcal{P}_{N\phi_N}} \kappa_N(z) \right)^2 = \mu(\mathcal{G}, h)^2, \quad (\text{A.24})$$

where $\mu(\mathcal{G}, h)$ is defined in (A.15). Combining (A.15) and (A.24) gives the L^2 convergence in (A.6).

Proof of (A.7): It follows from (A.11), (A.12), and (A.13) that if z is a Lebesgue point of both ϕ and $h(z, \cdot)\phi(\cdot)$, then

$$\mathbb{E} \sum_{w \in \mathcal{P}_{N\phi_N}} |h(z, w) - h(z, z)| \mathbf{1}\{(z, w), (w, z) \in \mathcal{G}(\mathcal{P}_{N\phi_N})\} \rightarrow 0.$$

Lemma A.1 then implies that $\mathbb{E}\kappa_N^+(z) \rightarrow \mathbb{E}\Delta_0^+ h(z, z)$, where Δ_0^+ is as defined in (3.6). This shows convergence in expectation. The L^2 convergence is similar to the proof of (A.6).

A.2.2. *Proof of Lemma A.3.* The proof is very similar to Lemma A.2. Without loss of generality consider the function ω^\uparrow defined in (A.8) (the proof for ω^\downarrow is identical).

Fix $K > 0$. Define $B^2(z) := B(z, KN^{-\frac{1}{d}}) \times B(z, KN^{-\frac{1}{d}})$, then by Palm theory,

$$\begin{aligned} & \mathbb{E} \sum_{w_1 \neq w_2 \in \mathcal{P}_{N\phi_N}} \left| \omega^\uparrow(z, w_1, w_2) - \omega^\uparrow(z, z, z) \right| \mathbf{1}\{w_1, w_2 \in B(z, KN^{-\frac{1}{d}})\} \\ &= N^2 \int_{B^2(z)} \left| \omega^\uparrow(z, w_1, w_2) - \omega^\uparrow(z, z, z) \right| \phi(w_1)\phi(w_2) dw_1 dw_2 + o(1), \end{aligned} \quad (\text{A.25})$$

since $\phi_N \rightarrow \phi$ uniformly.

Note that

$$\omega^\uparrow(z, w_1, w_2)\phi(w_1)\phi(w_2) = \frac{pq^2 f(z)g(w_1)g(w_2)}{pf(z) + qg(z)}.$$

Therefore, if z is a Lebesgue point of both f and g , then (z, z) is the Lebesgue point of $\omega^\uparrow(z, \cdot, \cdot)\phi(\cdot)\phi(\cdot)$, and as $N \rightarrow \infty$,

$$N^2 \int_{B^2(z)} |\omega^\uparrow(z, w_1, w_2)\phi(w_1)\phi(w_2) - \omega^\uparrow(z, z, z)\phi^2(z)| dw_1 dw_2 \rightarrow 0. \quad (\text{A.26})$$

Moreover,

$$\phi(z) \lim_{N \rightarrow \infty} N^2 \int_{B^2(z)} |\phi(w_2) - \phi(z)| dw_1 dw_2 = 0. \quad (\text{A.27})$$

and by the Lebesgue differentiation theorem

$$\lim_{N \rightarrow \infty} N^2 \int_{B(z, KN^{-\frac{1}{d}})} |\phi(w_1) - \phi(z)| dy_1 \int_{B(z, KN^{-\frac{1}{d}})} \phi(w_2) dw_2 = 0. \quad (\text{A.28})$$

Combining (A.27) and (A.28) gives

$$\lim_{N \rightarrow \infty} N^2 \int_{B^2(z)} \omega^\uparrow(z, z, z) |\phi_N(w_1)\phi(w_2) - \phi^2(z)| dw_1 dw_2 \rightarrow 0. \quad (\text{A.29})$$

The triangle inequality combined with (A.26) and (A.29) implies that the RHS of (A.25) goes to 0 as $N \rightarrow \infty$. This implies that

$$\begin{aligned} & \mathbb{E} \sum_{w_1 \neq w_2 \in \mathcal{P}_{N\phi_N}} \left| \omega^\uparrow(z, w_1, w_2) - \omega^\uparrow(z, z, z) \right| \mathbf{1}\{(z, w_1), (z, w_1) \in E(\mathcal{G}(\mathcal{P}_{N\phi_N}))\} \\ & \leq 2\mathbb{E}T_{2,K}^\uparrow(z, \mathcal{G}(\mathcal{P}_{N\phi_N})) + o(1), \end{aligned} \quad (\text{A.30})$$

where

$$T_{2,K}^\uparrow(z, \mathcal{G}(\mathcal{P}_{N\phi_N}))$$

$$= \sum_{w \in \mathcal{P}_{N\phi_N}} \mathbf{1}\{(z, w_1), (z, w_2) \in E(\mathcal{G}(\mathcal{P}_{N\phi_N}))\} \mathbf{1}\{w_1 \text{ or } w_2 \notin B(z, KN^{-\frac{1}{d}})\}.$$

Now, since \mathcal{G} stabilizes \mathcal{P}_λ for all $\lambda \in (0, \infty)$, the function T_2^\uparrow and hence $T_{2,K}^\uparrow$ stabilizes \mathcal{P}_λ , for all $\lambda \in (0, \infty)$. Moreover, $T_{2,K}^\uparrow(z, \mathcal{G}(\mathcal{P}_{N\phi_N}))$ satisfies the bounded moment condition (A.1) for $\beta > 1$, since $d^\uparrow(z, \mathcal{G}(\mathcal{P}_{N\phi_N}))$ satisfies (2.1) for some $\beta > 2$. Therefore, by Lemma A.1,

$$\limsup_{K \rightarrow \infty} \limsup_{N \rightarrow \infty} \mathbb{E}T_{2,K}^\uparrow(z, \mathcal{G}(\mathcal{P}_{N\phi_N})) = 0. \quad (\text{A.31})$$

From (A.30) and (A.31) it follows that for every z which is a Lebesgue point of both f and g ,

$$\begin{aligned} \lim_{N \rightarrow \infty} \mathbb{E}\tau_N^\uparrow(z) &= \omega^\uparrow(z, z, z) \lim_{N \rightarrow \infty} \mathbb{E}2T_2^\uparrow(z, \mathcal{G}(\mathcal{P}_{N\phi_N})) \\ &= 2\omega^\uparrow(z, z, z) \mathbb{E}T_2^\uparrow(0, \mathcal{G}(\mathcal{P}_{\phi(z)})) \end{aligned} \quad (\text{A.32})$$

$$= 2\omega^\uparrow(z, z, z) \mathbb{E}T_2^\uparrow, \quad (\text{A.33})$$

where (A.32) uses Lemma A.1 and (A.33) uses \mathcal{G} is scale invariant. Therefore, by the Dominated Convergence Theorem,

$$\begin{aligned} \lim_{N \rightarrow \infty} \mathbb{E} \left(\frac{1}{N} \sum_{z \in \mathcal{P}_{N\phi_N}} \tau_N^\uparrow(z) \right) &= \lim_{N \rightarrow \infty} \int \phi_N(z) \mathbb{E}\tau_N^\uparrow(z) \\ &\rightarrow \mathbb{E}T_2^\uparrow \int \phi(z) \omega^\uparrow(z, z, z) dz. \end{aligned} \quad (\text{A.34})$$

Now, as in Lemma A.2, it can be shown that the second moment of the quantity $\frac{1}{N} \sum_{z \in \mathcal{P}_{N\phi_N}} \tau_N^\uparrow(z)$ converges to $\left(\mathbb{E}T_2^\uparrow \int \phi(z) \omega^\uparrow(z, z, z) dz \right)^2$. This proves the L^2 convergence of (A.10).

A.3. Proof of Proposition 2.1. Recall from (1.7) the definition of $T(\mathcal{G}(\mathcal{Z}'_N))$. Define

$$h_N(x, y) = \frac{N_1 N_2 f(x) g(y)}{(N_1 f(x) + N_2 g(x))(N_1 f(y) + N_2 g(y))}.$$

Note that $h_N(x, y) \rightarrow h(x, y) = \frac{pqf(x)g(y)}{(pf(x)+qg(x))(pf(y)+qg(y))}$, uniformly in $x, y \in \mathbb{R}^d$ as $N \rightarrow \infty$. Then, with ϕ_N and ϕ as in (3.1),

$$\begin{aligned} \frac{1}{N} \mathbb{E}(T(\mathcal{G}(\mathcal{Z}'_N)) | \mathcal{F}) &= \frac{1}{N} \sum_{1 \leq i \neq j \leq L_N} h_N(Z_i, Z_j) \mathbf{1}\{(Z_i, Z_j) \in E(\mathcal{G}(\mathcal{Z}'_N))\} \quad (\text{by (1.6)}) \\ &= \frac{1}{N} \sum_{1 \leq i \neq j \leq L_N} h(Z_i, Z_j) \mathbf{1}\{(Z_i, Z_j) \in E(\mathcal{G}(\mathcal{Z}'_N))\} + o(1) \\ &\stackrel{D}{=} \frac{1}{N} \sum_{z, w \in \mathcal{P}_{N\phi_N}} h(z, w) \mathbf{1}\{(z, w) \in E(\mathcal{G}(\mathcal{Z}'_N))\} + o(1) \\ &\stackrel{L^2}{\rightarrow} \mathbb{E}\Delta_0^\uparrow \int h(z, z) \phi(z) dz = \frac{\mathbb{E}\Delta_0^\uparrow}{2} (1 - \delta(f, g, p)), \end{aligned} \quad (\text{A.35})$$

where the last step uses Lemma A.6 (recall that $\Delta_0^\uparrow = d(0, \mathcal{G}(\mathcal{P}_1))$, and $\delta(f, g, p)$ is defined in (2.2)).

The limit in (A.35) shows convergence in expectation. To show convergence in probability, compute

$$\text{Var}(T(\mathcal{G}(\mathcal{Z}'_N))) = \mathbb{E}(\text{Var}(T(\mathcal{G}(\mathcal{Z}'_N))|\mathcal{F})) + \text{Var}(\mathbb{E}(T(\mathcal{G}(\mathcal{Z}'_N))|\mathcal{F})).$$

From (A.35) it follows that $\text{Var}(\frac{1}{N}\mathbb{E}(T(\mathcal{G}(\mathcal{Z}'_N))|\mathcal{F})) \rightarrow 0$. Moreover, by Lemma A.4 below,

$$\frac{1}{N}\mathbb{E}(\text{Var}(T(\mathcal{G}(\mathcal{Z}'_N))|\mathcal{F})) = \mathbb{E}(\text{Var}(\mathcal{R}_1(\mathcal{G}(\mathcal{Z}'_N))|\mathcal{F})) = \kappa_{\mathcal{G}}^2.$$

This implies $\frac{1}{N^2}\text{Var}(T(\mathcal{G}(\mathcal{Z}'_N))) \rightarrow 0$, completing the proof of (2.3).

A.4. Proof of Theorem 3.1. This section is organized as follows: Section A.4.1 below derives the limit of the conditional variance (3.9), using results proved in Section A.2. The proof of the CLT is given in Section A.4.2.

A.4.1. Limiting Conditional Variance. The limit of the conditional variance $\text{Var}(\mathcal{R}_1(\mathcal{G}(\mathcal{Z}'_N))|\mathcal{F})$ can be computed in terms of the graph functional \mathcal{G} and the unknown densities f and g .

Lemma A.4. *Let \mathcal{G} as in Theorem 3.1 and $\mathcal{R}_1(\mathcal{G}(\mathcal{Z}'_N))$ as in (3.3). Then,*

$$\text{Var}(\mathcal{R}_1(\mathcal{G}(\mathcal{Z}'_N))|\mathcal{F}) \xrightarrow{L^2} \kappa_{\mathcal{G}}^2, \quad (\text{A.36})$$

where $\kappa_{\mathcal{G}}$ is defined in (3.9).

Proof. Define the function $h_N : \mathbb{R}^d \times \mathbb{R}^d \rightarrow [0, 1]$ as

$$h_N(x, y) = \frac{N_1 N_2 f(x) g(y)}{(N_1 f(x) + N_2 g(x))(N_1 f(y) + N_2 g(y))}. \quad (\text{A.37})$$

By construction \mathcal{Z}'_N is a Poisson process in \mathbb{R}^d with intensity function $N\phi_N$, where $\phi_N \rightarrow \phi$ uniformly as $N \rightarrow \infty$ (as defined in (3.1)). Recall that $\psi(c_x, c_y) = \mathbf{1}\{c_x = 1, c_y = 2\}$, which implies $\mathbb{P}(\psi(c_x, c_y)|\mathcal{F}) = h_N(x, y)$. Moreover,

$$h_N(x, y) \rightarrow h(x, y) = \frac{pqf(x)g(y)}{(pf(x) + qg(x))(pf(y) + qg(y))},$$

uniformly in $x, y \in \mathbb{R}^d$ as $N \rightarrow \infty$.

Now, let

$$V_{x,y} := (\psi(c_x, c_y) - h_N(x, y))\mathbf{1}\{(x, y) \in E(\mathcal{G}(\mathcal{Z}'_N))\}. \quad (\text{A.38})$$

Then by (3.3), $\mathcal{R}_1(\mathcal{G}(\mathcal{Z}'_N)) := \frac{1}{\sqrt{N}} \sum_{x,y \in \mathcal{Z}'_N} V_{x,y}$. Therefore,

$$\begin{aligned} & \text{Var}(\mathcal{R}_1(\mathcal{G}(\mathcal{Z}'_N))|\mathcal{F}) \\ &= \frac{1}{N} \sum_{x \neq y \in \mathcal{Z}'_N} \text{Var}(V_{x,y}|\mathcal{F}) + \frac{2}{N} \left\{ \sum_{x \in \mathcal{Z}'_N} \sum_{\substack{y, z \in \mathcal{Z}'_N \\ y < z}} \text{Cov}(V_{x,y}, V_{x,z}|\mathcal{F}) + \sum_{x \in \mathcal{Z}'_N} \sum_{\substack{y, z \in \mathcal{Z}'_N \\ y < z}} \text{Cov}(V_{y,x}, V_{z,x}|\mathcal{F}) \right\} \\ & \quad + \frac{2}{N} \left\{ \sum_{x \in \mathcal{Z}'_N} \sum_{\substack{y, z \in \mathcal{Z}'_N \\ y < z}} \text{Cov}(V_{x,y}, V_{z,x}|\mathcal{F}) + \sum_{x \neq y \in \mathcal{Z}'_N} \text{Cov}(V_{x,y}, V_{y,x}|\mathcal{F}) \right\}. \quad (\text{A.39}) \end{aligned}$$

By Lemma A.2, as $N \rightarrow \infty$,

$$\begin{aligned} & \frac{1}{N} \sum_{x,y \in \mathcal{Z}'_N} \text{Var}(V_{x,y} | \mathcal{F}) \\ &= \frac{1}{N} \sum_{x,y \in \mathcal{Z}'_N} \left\{ h_N(x,y)(1-h_N(x,y)) \right\} \mathbf{1}\{(x,y) \in E(\mathcal{G}(\mathcal{Z}'_N))\} \\ & \xrightarrow{P} \mathbb{E} \Delta_0^\uparrow \int \left\{ h(x,x)(1-h(x,x)) \right\} \phi(x) dx. \end{aligned}$$

It remains to compute the limit of the covariance term in (A.39). To this end, observe that

$$\begin{aligned} & \text{Cov}(V_{x,y}, V_{x,z} | \mathcal{F}) \\ &= \left\{ \omega_N(x,y,z) - h_N(x,y)h_N(x,z) \right\} \mathbf{1}\{(x,y), (x,z) \in E(\mathcal{G}(\mathcal{Z}'_N))\}, \end{aligned}$$

where

$$\begin{aligned} \omega_N^\uparrow(x,y,z) &:= \frac{N_1 N_2^2 f(x)g(y)g(z)}{(N_1 f(x) + N_2 g(x))(N_1 f(y) + N_2 g(y))(N_1 f(z) + N_2 g(z))} \\ &\rightarrow \omega^\uparrow(x,y,z), \end{aligned}$$

where $\omega^\uparrow(\cdot, \cdot, \cdot)$ is defined in (A.8). The convergence above is uniformly in $x, y, z \in \mathbb{R}^d$, as $N \rightarrow \infty$. Therefore, by Lemma A.3,

$$\begin{aligned} & \frac{1}{N} \sum_{x \in \mathcal{Z}'_N} \sum_{\substack{y, z \in \mathcal{Z}'_N \\ y < z}} \text{Cov}(V_{x,y}, V_{x,z} | \mathcal{F}) \\ & \xrightarrow{P} \mathbb{E} T_2^\uparrow \int \left\{ \omega^\uparrow(x,x,x) - h^2(x,x) \right\} \phi(x) dx, \end{aligned} \tag{A.40}$$

where $T_2^\uparrow = T_2^\uparrow(0, \mathcal{G}(\mathcal{P}_1))$ is as defined in (3.7). Similarly, define

$$\begin{aligned} \omega_N^\downarrow(x,y,z) &:= \frac{N_1^2 N_2 g(x)f(y)f(z)}{(N_1 f(x) + N_2 g(x))(N_1 f(y) + N_2 g(y))(N_1 f(z) + N_2 g(z))} \\ &\rightarrow \omega^\downarrow(x,y,z), \end{aligned}$$

where $\omega^\downarrow(\cdot, \cdot, \cdot)$ is defined in (A.9). Then, by Lemma A.3,

$$\begin{aligned} & \frac{1}{N} \sum_{x \in \mathcal{Z}'_N} \sum_{\substack{y, z \in \mathcal{Z}'_N \\ y < z}} \text{Cov}(V_{y,x}, V_{z,x} | \mathcal{F}) \\ & \xrightarrow{P} \mathbb{E} T_2^\downarrow \int \left\{ \omega^\downarrow(x,x,x) - h^2(x,x) \right\} \phi(x) dx, \end{aligned} \tag{A.41}$$

where $T_2^\downarrow = T_2^\downarrow(0, \mathcal{G}(\mathcal{P}_1))$ is as defined in (3.7).

Similarly, it can be shown that

$$\frac{1}{N} \sum_{x \in \mathcal{Z}'_N} \sum_{\substack{y, z \in \mathcal{Z}'_N \\ y < z}} \text{Cov}(V_{x,y}, V_{z,x} | \mathcal{F}) \xrightarrow{P} -\mathbb{E} T_2^+ \int h^2(x,x) \phi(x) dx, \tag{A.42}$$

where T_2^+ is as defined in (3.7).

Also, from (A.7)

$$\begin{aligned} \text{Cov}(V_{x,y}, V_{y,x} | \mathcal{F}) &= -\frac{1}{N} \sum_{x \neq y \in \mathcal{Z}'_N} h_N(x,y) h_N(y,x) \mathbf{1}\{(x,y), (y,z) \in E(\mathcal{G}(\mathcal{Z}'_N))\} \\ &\xrightarrow{P} -\mathbb{E} \Delta_0^+ \int h(x,x)^2 \phi(x) dx, \end{aligned} \quad (\text{A.43})$$

where Δ_0^+ is as defined in (3.6).

Finally, observe $h(x,x) = \frac{pqf(x)g(x)}{\phi^2(x)}$ and $\omega^\uparrow(x,x,x) = \frac{p^2qf(x)^2g(x)}{\phi^3(x)}$ and $\omega^\downarrow(x,x,x) = \frac{pq^2f(x)g(x)^2}{\phi^3(x)}$. Using this, and combining together (A.40), (A.41), (A.42), (A.43) with (A.39), the limit in (A.36) follows. \square

A.4.2. Completing the Proof of Theorem 3.1. The CLT of $\mathcal{R}_1(\mathcal{G}(\mathcal{Z}'_N))$ will be proved using Stein's method based on dependency graphs given below:

Theorem A.1 (Chen and Shao [10]). *Let $\{W_i, i \in \mathcal{V}\}$ be random variables indexed by the vertices of a dependency graph $H = (\mathcal{V}, \mathcal{E})$ with maximum degree D . If $W = \sum_{i \in \mathcal{V}} W_i$ with $\mathbb{E}(W_i) = 0$, $\mathbb{E}W^2 = 1$ and $\mathbb{E}|W_i|^3 \leq \theta^3$ for all $i \in \mathcal{V}$ and for some $\theta > 0$, then*

$$\sup_{z \in \mathbb{R}} |\mathbb{P}(W \leq z) - \Phi(z)| \lesssim D^{10} |\mathcal{V}| \theta^3. \quad (\text{A.44})$$

Using this, the proposition below shows that the statistic $T(\mathcal{G}(\mathcal{Z}'_N))$, centered by the conditional mean and scaled by the conditional variance converges to $N(0,1)$. This, along with Lemma A.4, completes the proof of Theorem 3.1.

Proposition A.2. *Let $T(\mathcal{G}(\mathcal{Z}'_N))$ be as defined in (3.3) and Φ the standard normal distribution function. Then*

$$\sup_{x \in \mathbb{R}} \left| \mathbb{P} \left(\frac{T(\mathcal{G}(\mathcal{Z}'_N)) - \mathbb{E}(T(\mathcal{G}(\mathcal{Z}'_N)) | \mathcal{F})}{\sqrt{\text{Var}(T(\mathcal{G}(\mathcal{Z}'_N)) | \mathcal{F})}} \leq x \middle| \mathcal{F} \right) - \Phi(x) \right| \xrightarrow{P} 0, \quad (\text{A.45})$$

Proof. Let $W := \frac{T(\mathcal{G}(\mathcal{Z}'_N)) - \mathbb{E}(T(\mathcal{G}(\mathcal{Z}'_N)) | \mathcal{F})}{\sqrt{\text{Var}(T(\mathcal{G}(\mathcal{Z}'_N)) | \mathcal{F})}}$. Recall the definition of $V_{x,y}$ from (A.38) and let

$$U_{x,y} = \frac{V_{x,y}}{\sqrt{\text{Var}(T(\mathcal{G}(\mathcal{Z}'_N)) | \mathcal{F})}}.$$

Note that $W = \sum_{x,y \in \mathcal{Z}'_N} U_{x,y}$, and $\mathbb{E}(U_{x,y} | \mathcal{F}) = 0$ and $\mathbb{E}W^2 = 1$. Construct a dependency graph $H = (V(H), E(H))$ of the random variables $\{U_{x,y}, (x,y) \in E(\mathcal{G}(\mathcal{Z}'_N))\}$ as follows: $V(H) = \{1, 2, \dots, L_N\}$ and $(i, j) \in E(H)$ whenever the graph distance between Z_i and Z_j in $\mathcal{G}(\mathcal{Z}'_N)$ is at most 2. Let D be the maximum degree of this dependency graph. It is easy to see that $D \leq 2\Delta(\mathcal{G}(\mathcal{Z}'_N))^2 = o_P(N^{\frac{1}{20}})$, by Assumption 3.1. Moreover, for $(x,y) \in E(\mathcal{G}(\mathcal{Z}'_N))$

$$|U_{x,y}|^3 \leq \frac{1}{(\text{Var}(T(\mathcal{G}(\mathcal{Z}'_N)) | \mathcal{F}))^{\frac{3}{2}}}.$$

Therefore, by Theorem A.1 above, conditional on \mathcal{F} ,

$$\begin{aligned} |\mathbb{P}(W \leq x | \mathcal{F}) - \Phi(x)| &\lesssim D^{10} \frac{|\mathcal{Z}'_N|}{(\text{Var}(T(\mathcal{G}(\mathcal{Z}'_N)) | \mathcal{F}))^{\frac{3}{2}}} \\ &= \frac{D^{10}}{\sqrt{N}} \frac{\frac{|\mathcal{Z}'_N|}{N}}{(\text{Var}(\mathcal{R}_1(\mathcal{G}(\mathcal{Z}'_N)) | \mathcal{F}))^{\frac{3}{2}}}. \end{aligned} \quad (\text{A.46})$$

Note that $\frac{|\mathcal{Z}'_N|}{N} \xrightarrow{P} 1$, as $|\mathcal{Z}'_N| = L_N$ is a Poisson random variable with mean N , and by Lemma A.4, $\text{Var}(\mathcal{R}_1(\mathcal{G}(\mathcal{Z}'_N))|\mathcal{F}) \xrightarrow{P} \kappa_{\mathcal{G}}^2$. Therefore, (A.46) goes to zero in probability, since $D^{10} = o_P(N^{\frac{1}{2}})$, by Assumption 3.1. This completes the proof of (A.45). \square

A.5. Proofs of Proposition 3.2 and Theorem 3.3. The proof of Proposition 3.2 is given in Section A.5.1 below. Theorems 3.1 and 3.2 can be easily combined to complete the proof of Theorem 3.3 (see Section A.5.2).

A.5.1. Proof of Proposition 3.2. Recall the definition of $h_N(x, y)$ from (A.37). Note that $h_N(x, y) \rightarrow h(x, y) = \frac{pqf(x)g(y)}{(pf(x)+qg(x))(pf(y)+qg(y))}$, uniformly in $x, y \in \mathbb{R}^d$ as $N \rightarrow \infty$. It is easy to see that

$$\lim_{N \rightarrow \infty} \sup_{x, y \in \mathbb{R}^d} N^{\frac{1}{2}} \left| \frac{h_N(x, y)}{h(x, y)} - 1 \right| = 0,$$

since $\sqrt{N}(\frac{N_1}{N_1+N_2} - p) \rightarrow 0$ and $\sqrt{N}(\frac{N_1}{N_1+N_2} - q) \rightarrow 0$ (recall (3.17)). Therefore, for any $\varepsilon > 0$

$$\begin{aligned} & \frac{1}{\sqrt{N}} \sum_{x, y \in \mathcal{Z}'_N} |h_N(x, y) - h(x, y)| \mathbf{1}\{(x, y) \in E(\mathcal{G}(\mathcal{Z}'_N))\} \\ & \leq \frac{\varepsilon}{N} \sum_{x, y \in \mathcal{Z}'_N} |h(x, y)| \mathbf{1}\{(x, y) \in E(\mathcal{G}(\mathcal{Z}'_N))\} \leq \varepsilon \frac{|E(\mathcal{G}(\mathcal{Z}'_N))|}{N} \end{aligned}$$

for N large enough. By stabilization, $\frac{|E(\mathcal{G}(\mathcal{Z}'_N))|}{N} \xrightarrow{P} \mathbb{E}\Delta_0^\uparrow$, as $N \rightarrow \infty$. Therefore, the RHS above is arbitrarily small as $N \rightarrow \infty$, and

$$\mathcal{R}_2(\mathcal{G}(\mathcal{Z}'_N)) = \frac{1}{\sqrt{N}} \sum_{x, y \in \mathcal{Z}'_N} (J_{x, y} - \mathbb{E}(J_{x, y})) + o(1), \quad (\text{A.47})$$

where $J_{x, y} = h(x, y) \mathbf{1}\{(x, y) \in E(\mathcal{G}(\mathcal{Z}'_N))\}$.

Let $w(x) = \frac{pf(x)}{pf(x)+qg(x)}$. For $x \in \mathbb{R}^d$, a locally finite point set \mathcal{H} and any Borel set $A \subseteq \mathbb{R}^d$, define

$$\begin{aligned} \zeta_{\mathcal{H}}^x(A) &:= \zeta(x, \mathcal{H}, A) := w(x) \sum_{y \in \mathcal{H}^x \cap A} \mathbf{1}\{(x, y) \in E(\mathcal{G}(\mathcal{H}^x))\}, \\ &= w(x) d_{\mathcal{G}}^\uparrow(x, \mathcal{H}, A), \end{aligned} \quad (\text{A.48})$$

where $d_{\mathcal{G}}^\uparrow(\cdot, \cdot, \cdot)$ is the out-degree measure defined in (3.15).

Let

$$\mu_N := \sum_{x \in \mathcal{P}_{N\phi_N}} \zeta_{\mathcal{P}_{\phi_N}}^x$$

and $v(y) = \frac{qg(y)}{pf(y)+qg(y)}$. Therefore,

$$\langle v, \zeta_{\mathcal{P}_{\phi_N}}^x \rangle = \int v(y) \zeta_{\mathcal{P}_{\phi_N}}^x(dy) = w(x) \sum_{y \in \mathcal{P}_{N\phi_N}^x} v(y) \mathbf{1}\{(x, y) \in E(\mathcal{G}(\mathcal{P}_{N\phi_N}^x))\}$$

and

$$\langle v, \mu_N \rangle = \sum_{x, y \in \mathcal{P}_{N\phi_N}} h(x, y) \mathbf{1}\{(x, y) \in E(\mathcal{G}(\mathcal{P}_{N\phi_N}))\}.$$

Thus, from (A.47)

$$\mathcal{R}_2(\mathcal{G}(\mathcal{Z}'_N)) = \frac{1}{\sqrt{N}} (\langle v, \mu_N \rangle - \mathbb{E}\langle v, \mu_N \rangle) + o(1). \quad (\text{A.49})$$

Proof of (3.19): By [21, Lemma 4.1]

$$\frac{1}{N} \text{Var} \mathbb{E}(\mathcal{R}(\mathcal{G}(\mathcal{Z}'_N)) | \mathcal{F}) = \frac{1}{N} \text{Var}(\langle v, \mu_N \rangle) := a_N + b_N, \quad (\text{A.50})$$

where $a_N = \int \mathbb{E}\{\langle v, \zeta_{\mathcal{P}_{\phi_N}}^x \rangle\}^2 \phi_N(x) dx$, and

$$\begin{aligned} b_N = \int_{\mathbb{R}^2} & \left(\mathbb{E}\{\langle v, \zeta_{\mathcal{P}_{N\phi_N}^{x_N(z)}}^x \rangle \langle v, \zeta_{\mathcal{P}_{N\phi_N}^{x_N(z)}}^{x_N(z)} \rangle\} \right. \\ & \left. - \mathbb{E}\{\langle v, \zeta_{\mathcal{P}_{\phi_N}}^x \rangle\} \mathbb{E}\{\langle v, \zeta_{\mathcal{P}_{\phi_N}}^{x_N(z)} \rangle\} \right) \phi_N(x) \phi_N(x_N(z)) dz dx, \end{aligned} \quad (\text{A.51})$$

where $x_N(z) := x + N^{-1/d}z$.

From Lemma A.6 and the assumption that \mathcal{G} is β -degree bounded for $\beta > 4$, we get

$$a_N \rightarrow \mathbb{E}(\Delta_0^\uparrow)^2 \int h^2(x, x) \phi(x) dx. \quad (\text{A.52})$$

Therefore, to compute of (A.50), it suffices to derive the limit of the b_N . To this end, we have the following lemma, which is proved similarly to Lemma A.6.

Lemma A.5. *Let \mathcal{G} be as in Proposition 3.2. For x a Lebesgue point of ϕ and $v(\cdot)\phi(\cdot)$,*

$$\lim_{N \rightarrow \infty} \mathbb{E}\{\langle v, \zeta_{\mathcal{P}_{\phi_N}}^x \rangle\} = h(x, x) \mathbb{E} \Delta_0^\uparrow. \quad (\text{A.53})$$

Moreover, any $z \in \mathbb{R}^d$ and $x_N(z) := x + N^{-1/d}z$,

$$\lim_{N \rightarrow \infty} \mathbb{E}\{\langle v, \zeta_{\mathcal{P}_{\phi_N}^{x_N(z)}}^{x_N(z)} \rangle\} = h(x, x) \mathbb{E} \Delta_0^\uparrow. \quad (\text{A.54})$$

Proof. The limit in (A.53) follows from (A.5) in Lemma A.6, since $h(x, y) = w(x)v(y)$.

It remains to show (A.54). By the Palm theory of Poisson processes

$$\begin{aligned} & \mathbb{E} \sum_{w \in \mathcal{P}_{N\phi_N}} |v(w) - v(x)| \mathbf{1}\{w \in B(x_N(z), KN^{-\frac{1}{d}})\} \\ &= N \int_{B(x_N(z), KN^{-\frac{1}{d}})} |v(w) - v(x)| \phi_N(w) dw \\ &\leq N \int_{B(x_N(z), KN^{-\frac{1}{d}})} (|v(w)\phi_N(w) - v(x)\phi_N(x)| + v(x)|\phi_N(w) - \phi_N(x)|) dw, \end{aligned}$$

which tends to zero as $N \rightarrow \infty$, if z is a Lebesgue point of both ϕ and $v(\cdot)\phi(\cdot)$.

Since v has range $[0, 1]$, this implies that

$$\begin{aligned} & \limsup_{N \rightarrow \infty} \mathbb{E} \sum_{w \in \mathcal{P}_{N\phi_N}} |v(w) - v(x)| \mathbf{1}\{(x_N(z), w) \in \mathcal{G}(\mathcal{P}_{N\phi_N})\} \\ & \leq \limsup_{N \rightarrow \infty} \mathbb{E} d_K^\uparrow(x_N(z), \mathcal{G}(\mathcal{P}_{N\phi_N})) \end{aligned} \quad (\text{A.55})$$

where

$$d_K^\uparrow(x_N(z), \mathcal{G}(\mathcal{P}_{N\phi_N}))$$

$$= \sum_{w \in \mathcal{P}_{N\phi_N}} \mathbf{1}\{(x_N(z), w) \in E(\mathcal{G}(\mathcal{P}_{N\phi_N}))\} \mathbf{1}\{w \notin B(x_N(z), KN^{-\frac{1}{d}})\}.$$

Therefore, by Lemma A.1(b),

$$\begin{aligned} & \limsup_{K \rightarrow \infty} \limsup_{N \rightarrow \infty} \mathbb{E} d_K^\uparrow(x_N(z), \mathcal{G}(\mathcal{P}_{N\phi_N})) \\ &= \limsup_{K \rightarrow \infty} \mathbb{E} d_K^\uparrow(0, \mathcal{G}(\mathcal{P}_{\phi(z)})) = 0. \end{aligned} \quad (\text{A.56})$$

From (A.55) and (A.56), for every x which is a Lebesgue point of ϕ and $v(\cdot)\phi(\cdot)$,

$$\begin{aligned} \lim_{N \rightarrow \infty} \mathbb{E}\{\langle v, \zeta_{\phi_N}^{x_N(z)} \rangle\} &= \lim_{N \rightarrow \infty} w(x_N(z))v(x)\mathbb{E}d^\uparrow(x_N(z), \mathcal{G}(\mathcal{P}_{N\phi_N})) \\ &= \mathbb{E}\Delta_0^\uparrow h(z, z), \end{aligned} \quad (\text{A.57})$$

completing the proof of (A.54). \square

By [21, Lemma 3.6] it follows that

$$\langle v, \zeta_{\mathcal{P}_{N\phi_N}^{x_N(z)}}^x \rangle \langle v, \zeta_{\mathcal{P}_{N\phi_N}^{x_N(z)}}^{x_N(z)} \rangle \xrightarrow{D} h^2(x, x)\mathbb{E}\{d^\uparrow(0, \mathcal{G}(\mathcal{P}_1^z))d^\uparrow(z, \mathcal{G}(\mathcal{P}_1^0))\}.$$

Moreover, since \mathcal{G} is β -degree moment bounded for $\beta > 4$ by assumption, the LHS above is uniformly integrable, which implies the convergence in expectation. This is summarized in the following lemma:

Lemma A.6 (Penrose [21, Lemma 3.6]). *Let \mathcal{G} be as in Proposition 3.2. For every Lebesgue point x of ϕ and any $z \in \mathbb{R}^d$,*

$$\begin{aligned} \lim_{N \rightarrow \infty} \mathbb{E}\{\langle v, \zeta_{\mathcal{P}_{N\phi_N}^{x_N(z)}}^x \rangle \langle v, \zeta_{\mathcal{P}_{N\phi_N}^{x_N(z)}}^{x_N(z)} \rangle\} \\ = h^2(x, x)\mathbb{E}\{d^\uparrow(0, \mathcal{G}(\mathcal{P}_{\phi(x)}^z))d^\uparrow(z, \mathcal{G}(\mathcal{P}_{\phi(x)}^0))\}. \end{aligned} \quad (\text{A.58})$$

Using this the limit of b_N (defined in (A.51)) can be derived. The limit in (3.19) then follows from (A.52) and the following lemma.

Lemma A.7. *Let \mathcal{G} be as in Proposition 3.2 and b_N as in (A.51). Then as $N \rightarrow \infty$*

$$b_N \rightarrow r^2 \int \left(\mathbb{E}\{d^\uparrow(0, \mathcal{G}(\mathcal{P}_1^z))d^\uparrow(z, \mathcal{G}(\mathcal{P}_1^0))\} - (\mathbb{E}\Delta_0^\uparrow)^2 \right) dz \int \frac{f(y)^2 g^2(y)}{\phi^3(y)} dy.$$

Proof. Let $u(x) = \frac{f^2(x)g^2(x)}{\phi^2(x)}$. Since \mathcal{G} is power-law stabilizing (recall Definition 3.2), by [21, Theorem 2.1] and Lemma A.6 it follows that

$$b_N \rightarrow r^2 \int_{\mathbb{R}^2} \left(\mathbb{E}\{d^\uparrow(0, \mathcal{G}(\mathcal{P}_{\phi(x)}^z))d^\uparrow(z, \mathcal{G}(\mathcal{P}_{\phi(x)}^0))\} - (\mathbb{E}\Delta_0^\uparrow)^2 \right) u(x) dx dz. \quad (\text{A.59})$$

Note that

$$\mathbb{E}\{d^\uparrow(0, \mathcal{G}(\mathcal{P}_{\phi(x)}^z))d^\uparrow(z, \mathcal{G}(\mathcal{P}_{\phi(x)}^0))\} = \mathbb{E}\{d^\uparrow(0, \mathcal{G}(\mathcal{P}_1^{\phi(x)^{-\frac{1}{d}}z}))d^\uparrow(\phi(x)^{-\frac{1}{d}}z, \mathcal{G}(\mathcal{P}_1^0))\},$$

by the scale invariance of the degree function. Now, substituting $y = \phi(x)^{-\frac{1}{d}}z$ in (A.59), the result follows. \square

The proof of the limiting normal distribution in Proposition 3.2 now follows from [21, Theorem 2.2] (the slight modification required to adapt the result in our setup is straightforward and the details are omitted).

A.5.2. *Proof of Theorem 3.3.* Recall from (3.3) and (3.4) that $\mathcal{R}(\mathcal{G}(\mathcal{Z}'_N)) = \mathcal{R}_1(\mathcal{G}(\mathcal{Z}'_N)) + \mathcal{R}_2(\mathcal{G}(\mathcal{Z}'_N))$. Let $\kappa_{\mathcal{G}}$ and $\tau_{\mathcal{G}}$ be as defined in Theorems 3.1 and 3.2. Using $\mathcal{R}_2(\mathcal{G}(\mathcal{Z}'_N)) \xrightarrow{D} V \sim N(0, \tau_{\mathcal{G}}^2)$ (Proposition 3.2), Proposition A.2, and the continuous mapping theorem, for every $t \in \mathbb{R}$,

$$\mathbb{E}(e^{it\mathcal{R}(\mathcal{G}(\mathcal{Z}'_N))} | \mathcal{F}) = e^{it\mathcal{R}_2(\mathcal{G}(\mathcal{Z}'_N))} \mathbb{E}(e^{it\mathcal{R}_1(\mathcal{G}(\mathcal{Z}'_N))} | \mathcal{F}) \xrightarrow{D} e^{itV + \frac{1}{2}\kappa_{\mathcal{G}}^2 t^2}.$$

Now, by the Dominated Convergence Theorem

$$\mathbb{E}(e^{it\mathcal{R}(\mathcal{G}(\mathcal{Z}'_N))}) = \mathbb{E}\mathbb{E}(e^{it\mathcal{R}(\mathcal{G}(\mathcal{Z}'_N))} | \mathcal{F}) \rightarrow e^{\frac{1}{2}(\kappa_{\mathcal{G}}^2 + \tau_{\mathcal{G}}^2)t^2},$$

which is the characteristic function of $N(0, \kappa_{\mathcal{G}}^2 + \tau_{\mathcal{G}}^2)$, as required.

APPENDIX B. PROOF OF THEOREM 4.2

Let \mathcal{X}'_{N_1} and \mathcal{Y}'_{N_2} be samples from \mathbb{P}_{θ_1} and \mathbb{P}_{θ_2} as in (4.4), respectively. Let $\phi_N^{\theta_1, \theta_2}(x) = \frac{N_1}{N} f(x|\theta_1) + \frac{N_2}{N} f(x|\theta_2)$, and define

$$h_N^{\theta_1, \theta_2}(x, y) = \frac{N_1 N_2 f(x|\theta_1) f(y|\theta_2)}{(N_1 f(x|\theta_1) + N_2 f(x|\theta_2))(N_1 f(y|\theta_1) + N_2 f(y|\theta_2))}.$$

Moreover, denote by $\rho_K^{\theta_1, \theta_2}(x, y) = \mathbb{P}((x, y) \in E(\mathcal{N}_K(\mathcal{P}_{N\phi_N}^{x,y})))$, the probability there is an edge from x to y in the K -NN graph on $\mathcal{P}_{N\phi_N}^{x,y}$. Then, as in (A.35),

$$\begin{aligned} \mathbb{E}_{H_1}(T(\mathcal{G}(\mathcal{Z}'_N))) &= N^2 \int_{S \times S} h_N^{\theta_1, \theta_2}(x, y) \mathbb{P}((x, y) \in E(\mathcal{N}_K(\mathcal{P}_{N\phi_N}^{x,y}))) \phi_N^{\theta_1, \theta_2}(x) \phi_N^{\theta_1, \theta_2}(y) dx dy \\ &= N_1 N_2 \int_{S \times S} f(x|\theta_1) f(y|\theta_2) \rho_K^{\theta_1, \theta_2}(x, y) dx dy \\ &:= \frac{N_1 N_2}{N^2} \mu_N(\theta_1, \theta_2), \end{aligned} \tag{B.1}$$

where $\mu_N(\theta_1, \theta_2) = N^2 \int_{S \times S} f(x|\theta_1) f(y|\theta_2) \rho_K^{\theta_1, \theta_2}(x, y) dx dy$. (Note that μ_N is related to the function δ_N in Section 4.1.1 as: $\delta_N(\theta_1, \theta_2) = \frac{N_1 N_2}{N^2} \mu_N(\theta_1, \theta_2)$.)

Under the null, $\mathbb{E}_{H_0}(T(\mathcal{G}(\mathcal{Z}'_N))) = \frac{N_1 N_2}{N^2} \mu_N(\theta_1, \theta_1) = \frac{N_1 N_2}{N^2} \mathbb{E}(|E(\mathcal{N}_K(\mathcal{P}_{N\phi_N}))|) = \frac{KN_1 N_2}{N}$, that is, $\mu_N(\theta_1, \theta_1) = KN$. To derive power against local alternatives (4.4), we need to understand the distribution of

$$W_N := \frac{1}{\sqrt{N}} \left\{ T(\mathcal{G}(\mathcal{Z}'_N)) - \frac{N_1 N_2}{N^2} \mu_N(\theta_1, \theta_1) \right\},$$

when $\theta_2 - \theta_1 = \varepsilon_N$ such that $\|\varepsilon_N\| \rightarrow 0$. Note that

$$W_N = W_N^{(1)} + \frac{N_1 N_2}{N^2} \cdot \frac{1}{\sqrt{N}} \left\{ \mu_N(\theta_1, \theta_2) - \mu_N(\theta_1, \theta_1) \right\}, \tag{B.2}$$

where

$$W_N^{(1)} = \frac{1}{\sqrt{N}} \left\{ T(\mathcal{G}(\mathcal{Z}'_N)) - \frac{N_1 N_2}{N^2} \mu_N(\theta_2, \theta_1) \right\}.$$

It follows from the proof of Theorem 3.3, that under $\theta_2 = \theta_1 + \varepsilon_N$, with $\|\varepsilon_N\| \rightarrow 0$, $W_N^{(1)} \xrightarrow{D} N(0, \sigma_K^2)$, where σ_K^2 is the variance of the test statistic under the null, as defined in (4.2). Therefore, to derive the limiting distribution of (B.2), it suffices to derive the limit of

$$\frac{1}{\sqrt{N}} \left\{ \mu_N(\theta_1, \theta_2) - \mu_N(\theta_1, \theta_1) \right\} = \frac{\varepsilon_N^\top \nabla \mu_N(\theta_1, \theta_1)}{\sqrt{N}} + \frac{1}{2} \frac{\varepsilon_N^\top \mathbf{H} \mu_N(\theta_1, \theta_1) \varepsilon_N}{\sqrt{N}} + \mathcal{R}_N, \tag{B.3}$$

where $\nabla\mu_N(\theta_1, \theta_1) := \nabla_\theta\mu_N(\theta_1, \theta)|_{\theta=\theta_1} \in \mathbb{R}^p$ is the gradient vector (with respect to the second coordinate θ) of $\mu_N(\theta_1, \theta)$ evaluated at $\theta = \theta_1$, and $\mathbf{H}\mu_N(\theta_1, \theta_1) \in \mathbb{R}^{p \times p}$ is the Hessian matrix (with respect to the second coordinate θ) of $\mu_N(\theta_1, \theta)$, at $\theta = \theta_1$, and the remainder term

$$\mathcal{R}_N = \frac{1}{6\sqrt{N}} \sum_{1 \leq a, b, c \leq p} \varepsilon_{N_a} \varepsilon_{N_b} \varepsilon_{N_c} \frac{\partial^3 \mu_N(\theta_1, \theta)}{\partial \theta_a \partial \theta_b \partial \theta_c} \Big|_{\theta=c\theta_1+(1-c)\theta_2}, \quad (\text{B.4})$$

for some $c \in (0, 1)$, where $\theta = (\theta_1, \theta_2, \dots, \theta_p)'$ and $\varepsilon_N = (\varepsilon_{N_1}, \varepsilon_{N_2}, \dots, \varepsilon_{N_p})'$.

The limits and orders of the gradient term, the Hessian term, and the remainder term are given in the following lemmas:

Lemma B.1 (Limit of the Gradient Term). *Let $\varepsilon_N = \frac{h}{N^{\frac{1}{2}-\frac{\delta_d}{4}}}$, for some $h \in \mathbb{R}^p \setminus \{\mathbf{0}\}$. Then, under the assumptions in Theorem 4.2,*

$$\frac{\varepsilon_N^\top \nabla \mu_N(\theta_1, \theta_1)}{\sqrt{N}} \rightarrow \frac{pC_{K,2}}{2d} \int_S h^\top \nabla_{\theta_1} \left(\frac{\text{tr}(\mathbf{H}_x f(x|\theta_1))}{f(x|\theta_1)} \right) f^{\frac{d-2}{d}}(x|\theta_1) dx,$$

where $C_{K,2}$ is as defined in (4.6).

Lemma B.2 (Limit of the Hessian Term). *Let $\varepsilon_N = hN^{-\frac{1}{4}}$, for some $h \in \mathbb{R}^p \setminus \{\mathbf{0}\}$. Then, under the assumptions in Theorem 4.2,*

$$\frac{\varepsilon_N^\top \mathbf{H}\mu_N(\theta_1, \theta_1) \varepsilon_N}{\sqrt{N}} \rightarrow -rK \cdot \mathbb{E} \left(\frac{h^\top \nabla_{\theta_1} f(X|\theta_1)}{f(X|\theta_1)} \right)^2, \quad (\text{B.5})$$

where the expectation is taken over $X \sim f(\cdot|\theta_1)$.

Lemma B.3 (Controlling the Remainder Term). *Let $\varepsilon_N = hN^{-\delta_d}$, for some $h \in \mathbb{R}^p \setminus \{\mathbf{0}\}$. Then, under the assumptions in Theorem 4.2,*

$$|\mathcal{R}_N| = O(\|h\|^3 N^{\frac{1}{2}-3\delta_d}).$$

The proof of these lemmas are given below. From the proofs of Lemmas B.1 and B.2 it follows that for $\varepsilon_N = hN^{-\delta_d}$, where $h \in \mathbb{R}^p \setminus \{\mathbf{0}\}$,

$$\frac{|\varepsilon_N^\top \nabla \mu_N(\theta_1, \theta_1)|}{\sqrt{N}} = O(\|h\| N^{\frac{1}{2}-\frac{\delta_d}{2}-\delta_d}) \quad \text{and} \quad \frac{\varepsilon_N^\top \mathbf{H}\mu_N(\theta_1, \theta_1) \varepsilon_N}{\sqrt{N}} = \Theta(\|h\|^2 N^{\frac{1}{2}-2\delta_d}), \quad (\text{B.6})$$

where the lower bound on the Hessian uses Assumption 4.1(c). Before describing the proofs of these lemmas, we show how they can be used to complete the proof of Theorem 4.2. There are two cases depending on the whether dimension is 8 or higher.

1. *Suppose the dimension $d \leq 8$: There are three cases depending how ε_N decays with N .*

(a) *Suppose $N^{\frac{1}{4}}\varepsilon_N = h_N$ such that $\|h_N\| \rightarrow 0$: Taking $\delta_d = \frac{1}{4}$ in Lemma B.3 it follows that $|\mathcal{R}_N| \rightarrow 0$. Moreover, by (B.6) it follows that*

$$\frac{1}{\sqrt{N}} \varepsilon_N^\top \nabla \mu_N(\theta_1, \theta_1) = O(N^{\frac{1}{4}-\frac{\delta_d}{2}} \|h_N\|), \quad \frac{1}{\sqrt{N}} \varepsilon_N^\top \mathbf{H}\mu_N(\theta_1, \theta_1) \varepsilon_N = \Theta(\|h_N\|^2), \quad (\text{B.7})$$

respectively. Then by (B.3),

$$\frac{1}{\sqrt{N}} \left\{ \mu_N(\theta_1, \theta_2) - \mu_N(\theta_1, \theta_1) \right\} \rightarrow 0,$$

which implies $W_N \xrightarrow{D} N(0, \sigma_K^2)$ under H_1 as well, where σ_K^2 is the variance under the null H_0 , as defined in (4.2). Therefore, in this regime, the limiting power of the test (1.8) is α .

- (b) Suppose $N^{\frac{1}{4}}\varepsilon_N \rightarrow h$. As before, by Lemma B.1 and B.2, combined with (B.2) and (B.3), it follows that the limiting power of the test (1.8) is (4.7) for dimension $d \leq 7$, and (4.8) when dimension $d = 8$.
- (c) Suppose $N^{\frac{1}{4}}\varepsilon_N = h_N$ such that $\|h_N\| \rightarrow \infty$ (and $\varepsilon_N \rightarrow 0$). In this case, $|\mathcal{R}_N| = O(\|h_N\|^3 N^{-\frac{1}{4}})$. Note that $\|h_N\|^2 \gg N^{-\frac{1}{4}}\|h_N\|^3$, whenever $\|\varepsilon_N\| \rightarrow 0$, which implies, by (B.7)

$$\frac{1}{\sqrt{N}} \left\{ \mu_N(\theta_1, \theta_2) - \mu_N(\theta_1, \theta_1) \right\} \rightarrow \infty,$$

and the limiting power of the test (1.8) is 1.

2. Suppose the dimension $d \geq 9$: There are four cases depending how ε_N decays with N .

- (a) Suppose $N^{\frac{1}{2}-\frac{2}{d}}\varepsilon_N = h_N$ such that $\|h_N\| \rightarrow 0$: In this case, by (B.6),

$$\frac{1}{\sqrt{N}} |\varepsilon_N^\top \nabla \mu_N(\theta_1, \theta_1)| = O(\|h_N\|) \rightarrow 0.$$

Again, by (B.6) and noting that $d \geq 9$,

$$\frac{1}{\sqrt{N}} \varepsilon_N^\top \mathbf{H} \mu_N(\theta_1, \theta_1) \varepsilon_N = O(\|h_N\|^2 N^{-\frac{1}{2}+\frac{4}{d}}) \rightarrow 0,$$

and $|\mathcal{R}_N| = O(\|h_N\|^3 N^{-1+\frac{6}{d}}) \rightarrow 0$ (taking $\delta_d = \frac{1}{2} - \frac{2}{d}$ in Lemma B.3). Then, by (B.2) and (B.3), the limiting power of the test (1.8) is α .

- (b) Suppose $N^{\frac{1}{2}-\frac{2}{d}}\varepsilon_N \rightarrow h$. As before, $\frac{1}{\sqrt{N}} \varepsilon_N^\top \mathbf{H} \mu_N(\theta_1, \theta_1) \varepsilon_N = O(\|h\|^2 N^{-\frac{1}{2}+\frac{4}{d}}) \rightarrow 0$ and $|\mathcal{R}_N| = O(\|h_N\|^3 N^{-1+\frac{6}{d}}) \rightarrow 0$. Therefore, by Lemma B.1 combined (B.2) and (B.3), it follows that the limiting power of the test (1.8) is

$$\Phi \left(z_\alpha + \frac{rpC_{K,2}}{4d\sigma_K} \int_S h^\top \nabla_{\theta_1} \left(\frac{\text{tr}(\mathbf{H}_x f(x|\theta_1))}{f(x|\theta_1)} \right) f^{\frac{d-2}{d}}(x|\theta_1) dx \right),$$

as required.

- (c) Suppose $N^{\frac{1}{2}-\frac{2}{d}}\varepsilon_N = h_N$ such that $\|h_N\| \rightarrow \infty$ and $\|N^{\frac{2}{d}}\varepsilon_N\| \rightarrow 0$. In this case, using the assumption $\left| \int_S h_N^\top \nabla_{\theta_1} \left(\frac{\text{tr}(\mathbf{H}_x f(x|\theta_1))}{f(x|\theta_1)} \right) f^{\frac{d-2}{d}}(x|\theta_1) dx \right| \rightarrow \infty$ and the proof of Lemma B.1, it can be shown that

$$\frac{1}{\sqrt{N}} |\varepsilon_N^\top \nabla \mu_N(\theta_1, \theta_1)| = \Theta(\|h_N\|).$$

Then, from (B.6),

$$\begin{aligned} \frac{1}{\sqrt{N}} \varepsilon_N^\top \mathbf{H} \mu_N(\theta_1, \theta_1) \varepsilon_N &= O(\|h_N\|^2 N^{-\frac{1}{2}+\frac{4}{d}}) \\ &\ll \|h_N\| && \text{(since } \|N^{-\frac{1}{2}+\frac{4}{d}} h_N\| = \|N^{\frac{2}{d}} \varepsilon_N\| \ll 1) \\ &\lesssim \frac{1}{\sqrt{N}} |\varepsilon_N^\top \nabla \mu_N(\theta_1, \theta_1)| \\ &\lesssim \|h_N\|. \end{aligned}$$

Moreover, $|\mathcal{R}_N| = O(\|h_N\|^3 N^{-1+\frac{6}{d}}) \ll \|h_N\|$, since $\|h_N\| \ll N^{\frac{1}{2}-\frac{4}{d}}$ by assumption. This implies, by (B.3), that

$$\frac{1}{\sqrt{N}} \left\{ \mu_N(\theta_1, \theta_2) - \mu_N(\theta_1, \theta_1) \right\}$$

converges to $-\infty$ or ∞ depending on whether $\int_S h_N^\top \nabla_{\theta_1} \left(\frac{\text{tr}(\mathbf{H}_x f(x|\theta_1))}{f(x|\theta_1)} \right) f^{\frac{d-2}{d}}(x|\theta_1) dx$ converges to $-\infty$ or ∞ , and the power of the test (1.8) converges to 0 or 1, respectively.

(d) Suppose $N^{\frac{2}{d}} \varepsilon_N = h_N$ such that $\|h_N\| \rightarrow \infty$ (and $\|\varepsilon_N\| \rightarrow 0$). Then by (B.6),

$$\begin{aligned} \frac{1}{\sqrt{N}} |\varepsilon_N^\top \nabla \mu_N(\theta_1, \theta_1)| &= O(N^{\frac{1}{2} - \frac{4}{d}} \|h_N\|) \\ &\ll N^{\frac{1}{2} - \frac{4}{d}} \|h_N\|^2 \\ &\lesssim \frac{1}{\sqrt{N}} \varepsilon_N^\top \mathbf{H} \mu_N(\theta_1, \theta_1) \varepsilon_N \\ &\lesssim N^{\frac{1}{2} - \frac{4}{d}} \|h_N\|^2. \end{aligned}$$

Moreover, from Lemma B.3,

$$|\mathcal{R}_N| = O(\|h_N\|^3 N^{\frac{1}{2} - \frac{6}{d}}) \ll N^{\frac{1}{2} - \frac{4}{d}} \|h_N\|^2 \lesssim \frac{1}{\sqrt{N}} \varepsilon_N^\top \mathbf{H} \mu_N(\theta_1, \theta_1) \varepsilon_N.$$

Therefore, (B.3) implies

$$\frac{1}{\sqrt{N}} \left\{ \mu_N(\theta_1, \theta_2) - \mu_N(\theta_1, \theta_1) \right\} \rightarrow \infty,$$

and the power of the test (1.8) converges 1.

This completes the proof of Theorem 4.2, assuming Lemma B.1, B.2, and B.3. The rest of this section is organized as follows: We begin by with some general preparations in Section B.1. Then proofs of Lemma B.1, Lemma B.2, and Lemma B.3, are then given in Sections B.2, B.3, and B.4, respectively.

B.1. Preparations. Recall that \mathcal{P}_1^0 is the Poisson process with rate 1 in \mathbb{R}^d with origin 0 added to it. Fix $s \geq 0$, and applying (A.2) to the function $\varphi^{(s)}(x, \mathcal{N}_K(S)) = \sum_{y \in S} \|x - y\|^s \mathbf{1}\{(x, y) \in E(\mathcal{N}_K(S))\}$, gives

$$\begin{aligned} \varphi^{(s)}(0, \mathcal{N}_K(N^{\frac{1}{d}}(\mathcal{P}_{Nf(\cdot|\theta_1)} - x))) &= N^{\frac{s}{d}} \sum_{y \in \mathcal{P}_{Nf(\cdot|\theta_1)}} \|x - y\|^s \mathbf{1}\{(x, y) \in E(\mathcal{N}_K(\mathcal{P}_{Nf(\cdot|\theta_1)}))\} \\ &\rightarrow \varphi^{(s)}(0, \mathcal{N}_K(\mathcal{P}_1)), \end{aligned}$$

in distribution and in expectation. This implies

$$\begin{aligned} \mathbb{E} \varphi^{(s)}(0, \mathcal{N}_K(N^{\frac{1}{d}}(\mathcal{P}_{Nf(\cdot|\theta_1)} - x))) &= N^{\frac{s+d}{d}} \int_S \|x - y\|^s \mathbb{P}((x, y) \in E(\mathcal{N}_K(\mathcal{P}_{Nf(x|\theta_1)}))) f(y|\theta_1) dy \\ &\rightarrow \mathbb{E} \varphi^{(s)}(0, \mathcal{N}_K(\mathcal{P}_{f(x|\theta_1)})) \\ &= \frac{1}{f(x|\theta_1)^{\frac{s}{d}}} \mathbb{E} \varphi^{(s)}(0, \mathcal{N}_K(\mathcal{P}_1)). \end{aligned} \tag{B.8}$$

Moreover, since the support of $f(\cdot|\theta_1)$ is compact, this convergence is uniformly in $x \in S$. Recalling (4.6) it is easy to see that $C_{K,s} = \mathbb{E} \varphi^{(s)}(0, \mathcal{N}_K(\mathcal{P}_1))$. By the Palm formula,

$$C_{K,s} = \sum_{b=0}^{K-1} \int_{\mathbb{R}^d} \|x\|^s e^{-V_d \|x\|^d} \frac{V_d^b \|x\|^{db}}{b!} dx \quad (V_d \text{ is the volume of the unit ball in } \mathbb{R}^d)$$

$$\begin{aligned}
&= S_d \sum_{b=0}^{K-1} \frac{V_d^b}{b!} \int_0^\infty r^{s+bd+d-1} e^{-V_d r^d} dr \quad (S_d \text{ is the surface area of the unit ball in } \mathbb{R}^d) \\
&= \left(\frac{1}{V_d}\right)^{\frac{s}{d}} \sum_{b=0}^{K-1} \frac{1}{b!} \int_0^\infty t^{\frac{s}{d}+b} e^{-t} dt \quad (\text{substituting } t = V_d r^d) \\
&= \left(\frac{1}{V_d}\right)^{\frac{s}{d}} \sum_{b=0}^{K-1} \frac{1}{b!} \Gamma\left(\frac{s+bd+d}{d}\right). \tag{B.9}
\end{aligned}$$

This formula will be required in calculating the leading constants in the asymptotics of the gradient and the Hessian terms. In particular, for $K = 1$, the following useful identity is easy to derive from (B.9):

$$C_{1,s+d} = \frac{s+d}{dV_d} C_{1,s}. \tag{B.10}$$

The gradient and Hessian terms in (B.3) involve integrals of $f(\cdot|\theta)$ or $h^\top \nabla_\theta f(\cdot|\theta)$ over small balls. To deal with such terms, the following result will be useful:

Proposition B.1. *Let $S \subset \mathbb{R}^d$ be a compact and convex set, and $h : S \rightarrow \mathbb{R}$ be a three times continuously differentiable function, with gradient vector $\nabla_x h(x) \in \mathbb{R}^d$ and Hessian matrix $\mathbf{H}_x h(x) \in \mathbb{R}^{d \times d}$, at the point x . For x in the interior of S and $r > 0$, define*

$$v_x(r) = \int_{B_S(x,r)} h(z) dz,$$

where $B_S(x,r) = B(x,r) \cap S$. Then, for every fixed $x \in S$, the derivatives $v_x^{(s)}(r) = \frac{\partial^s}{\partial r^s} v_x(r)$ satisfy:

- (a) $v_x^{(s)}(0) = 0$, for $1 \leq s \leq d-1$.
- (b) $v_x^{(d)}(0) = d! V_d h(x)$, where V_d is the volume of the unit ball in \mathbb{R}^d .
- (c) $v_x^{(d+1)}(0) = 0$,
- (d) $v_x^{(d+2)}(0) = \frac{1}{2}(d+1)! V_d \text{tr}(\mathbf{H}_x h(x))$.
- (e) $\sup_{r \geq 0} |v_x^{(d+3)}(r)| < \infty$, uniformly in $x \in S$.

Proof. Note that

$$v_x(r) = \int_0^r \int_{\partial B_S(x,t)} h(z) dz dt = \int_0^r H_x(t) dt,$$

where $H_x(t) = \int_{\partial B_S(x,t)} h(z) dz$. (For any set $A \subset \mathbb{R}^d$, ∂A will denote the boundary of the set A .) By the Taylor series expansion of $h(z)$ around x ,

$$\begin{aligned}
&H_x(t) \\
&= h(x) t^{d-1} S_d + \int_{\partial B(x,t)} \left(\langle x-z, \nabla_x h(x) \rangle + \frac{1}{2} (x-z)^\top \mathbf{H}_x h(x) (x-z) + R_x(z) \right) dz, \tag{B.11}
\end{aligned}$$

where $S_d = |\partial B(0,1)|$ is the surface area of the unit ball in \mathbb{R}^d , and

$$R_x(z) = \frac{1}{6} \sum_{1 \leq a,b,c \leq d} (x_a - z_a)(x_b - z_b)(x_c - z_c) \frac{\partial^3 h(s)}{\partial s_a \partial s_b \partial s_c} \Big|_{s=\zeta_x(z)},$$

where $\zeta_x(z) = cx + (1 - c)z$, for some $c \in (0, 1)$. Since, by assumption, $h(\cdot)$ is a three times continuously differentiable function on a compact set S , $\sup_{a,b,c} \sup_{x \in S} \left| \frac{\partial^3 h(s)}{\partial s_a \partial s_b \partial s_c} \right| := M < \infty$. Then defining $e_x(r) := \int_{B_S(x,r)} R_x(z) dz$,

$$\begin{aligned}
|e_x(r)| &\leq \frac{M}{6} \int_{B(x,r)} \sum_{1 \leq a,b,c \leq d} |x_a - z_a| |x_b - z_b| |x_c - z_c| dz \\
&\leq \frac{M}{6} \int_{B(x,r)} \|x - z\|_1^3 dz \\
&\leq \frac{Md^{\frac{3}{2}}}{6} \int_{B(x,r)} \|x - z\|^3 dz && \text{(using } \|x\|_1 \leq \sqrt{d}\|x\|) \\
&\leq \frac{Md^{\frac{3}{2}}}{6} \int_{B(0,r)} \|z\|^3 dz \\
&= \frac{Md^{\frac{3}{2}}}{6} S_{d-1} \int_0^r a^{d+2} da = \frac{Md^{\frac{3}{2}}}{6(d+3)} r^{d+3}. \tag{B.12}
\end{aligned}$$

This implies that, for every $x \in S$, the s -th derivative $e_x^{(s)}(0) = 0$, for all $1 \leq s \leq d+2$ and $\sup_{r \geq 0} |e^{(d+3)}(r)| < \infty$, uniformly in $x \in S$.

Now, let $r > 0$ be such that $B(x, r) \subset S$ (which exists because x is in the interior of S). Note that, for all $x \in \mathbb{R}^d$ and $0 \leq t \leq r$,

$$\int_{\partial B(x,t)} \langle x - z, \nabla_x h(x) \rangle dz = 0,$$

by symmetry. Next, consider the spectral decomposition $H_x h(x) = P_x^\perp \Lambda(x) P_x$, where

$$\Lambda(x) = \text{diag}(\lambda_1(x), \lambda_2(x), \dots, \lambda_d(x))$$

is the diagonal matrix of eigenvalues of the Hessian matrix $H_x h(x)$. Under orthogonal the transformation $z \mapsto P_x(z - x)$,

$$\begin{aligned}
&\int_{\partial B(x,t)} (x - z)^\top H_x h(x) (x - z) dz \\
&= \int_{\partial B(0,t)} \sum_{i=1}^d \lambda_i(x) z_i^2 dz \\
&= \frac{S_d}{d} \text{tr}(H_x h(x)) t^{d+1} && \text{(using } \int_{\partial B(0,t)} z_i^2 dz = \frac{1}{d} \int_{\partial B(0,t)} \|z\|^2 dz = \frac{t^{d+1}}{d} S_{d-1}) \\
&= V_d \text{tr}(H_x h(x)) t^{d+1}, \tag{B.13}
\end{aligned}$$

since $V_d = \frac{S_d}{d}$.

Therefore, for r small enough (B.11) and (B.13), gives $H_x(t) = h(x)t^{d-1} S_d + \frac{1}{2} V_d \text{tr}(H_x h(x)) t^{d+1} + \int_{\partial B(x,t)} R_x(z) dz$, which implies

$$v_x(r) = h(x)r^d V_d + \frac{1}{2(d+2)} V_d \text{tr}(H_x h(x)) r^{d+2} + e_x(r).$$

Then from the discussion following (B.12), the result follows. \square

The following simple observation will also be useful in the proofs. To this end, note that $A \lesssim_{\square} B$ means $A \leq C(\square)B$, where $C := C(\square) > 0$ is a constant that depends only on the subscripted quantities.

Observation B.1. *Let $A \subseteq \mathbb{R}^d$ be compact and convex with non-empty interior, and $z \in S^{d-1}$ be a fixed unit vector. Then for non-negative integers $r, s > 0$, and N large enough,*

$$\int_{\mathbb{R}^d \setminus N^{\frac{1}{d}}A} \|t\|^r |\langle t, z \rangle|^s e^{-\|t\|^d} dt \lesssim_d e^{-\frac{1}{2}N^{\frac{1}{2}}}.$$

Proof. Choose N large enough, such that $B(0, \frac{1}{2}) \subset N^{\frac{1}{2d}}A$. Then $B(0, \frac{N^{\frac{1}{2d}}}{2}) \subset N^{\frac{1}{d}}A$, and by the Cauchy-Schwarz inequality

$$\begin{aligned} \int_{\mathbb{R}^d \setminus N^{\frac{1}{d}}A} \|t\|^r |\langle t, z \rangle|^s e^{-\|t\|^d} dt &\leq \int_{\mathbb{R}^d \setminus B(0, \frac{N^{\frac{1}{2d}}}{2})} \|t\|^{r+s+1} e^{-\|t\|^d} dt \\ &\lesssim_d \int_{\frac{N^{\frac{1}{2d}}}{2}}^{\infty} z^{r+s+d} e^{-z^d} dz \\ &\lesssim_d \int_{N^{\frac{1}{2}}}^{\infty} y^{\frac{r+s+1}{d}} e^{-y} dy \\ &\lesssim_d \int_{N^{\frac{1}{2}}}^{\infty} e^{-\frac{1}{2}y} dy \lesssim_d e^{-\frac{1}{2}N^{\frac{1}{2}}}, \end{aligned}$$

using $y \leq e^{\frac{d}{2(r+s+1)}y}$ for y large enough. \square

B.2. Proof of Proposition B.1: Limit of the Gradient Term. Recall the definition of $\mu_N(\theta_1, \theta_2)$ from (B.1). Note that for x, y in the interior of S ,

$$\rho_K^{\theta_1, \theta_2}(x, y) = \mathbb{P}((x, y) \in E(\mathcal{N}_K(\mathcal{P}_{N\phi_N}^{x, y}))) = e^{-\lambda_{\theta_1, \theta_2}(x, y)} \sum_{b=0}^{K-1} \frac{\lambda_{\theta_1, \theta_2}(x, y)^b}{b!},$$

where $\lambda_{\theta_1, \theta_2}(x, y) = \int_{B_S(x, \|x-y\|)} \{N_1 f(z|\theta_1) + N_2 f(z|\theta_2)\} dz$. (This is the probability that there are at most $K-1$ points in the region $B_S(x, \|x-y\|)$ in the Poisson process $\mathcal{P}_{N\phi_N}$.) Then differentiating with respect to θ_2 under the integral sign gives,

$$\nabla \rho_K^{\theta_1, \theta_2}(x, y) = -N_2 \left(\int_{B_S(x, \|x-y\|)} \nabla_{\theta_2} f(z|\theta_2) dz \right) \left\{ \rho_K^{\theta_1, \theta_2}(x, y) - \rho_{K-1}^{\theta_1, \theta_2}(x, y) \right\}. \quad (\text{B.14})$$

Then by the chain rule and differentiating under the integral sign gives,

$$\nabla \mu_N(\theta_1, \theta_2) = N^2 \int_{S \times S} \left(f(x|\theta_1) \nabla_{\theta_2} f(y|\theta_2) \rho_K^{\theta_1, \theta_2}(x, y) + f(x|\theta_1) f(y|\theta_2) \nabla_{\theta_2} \rho_K^{\theta_1, \theta_2}(x, y) \right) dx dy.$$

This and (B.14) implies that

$$\varepsilon_N^{\top} \nabla \mu_N(\theta_1, \theta_1) = T_1 - N_2 T_2, \quad (\text{B.15})$$

where

$$\begin{aligned} T_1 &:= N^2 \int_{S \times S} f(x|\theta_1) \varepsilon_N^{\top} \nabla_{\theta_1} f(y|\theta_1) \rho_K^{\theta_1, \theta_1}(x, y) dx dy \\ T_2 &:= N^2 \int_{S \times S} f(x|\theta_1) f(y|\theta_1) \left(\int_{B_S(x, \|x-y\|)} \varepsilon_N^{\top} \nabla_{\theta_1} f(z|\theta_1) dz \right) \left\{ \rho_K^{\theta_1, \theta_1}(x, y) - \rho_{K-1}^{\theta_1, \theta_1}(x, y) \right\} dx dy. \end{aligned}$$

The exact asymptotics of T_1 and T_2 are obtained in the following two lemmas.

Lemma B.4. *Let $\varepsilon_N = \frac{h}{N^{\frac{1}{2}-\frac{2}{d}}}$, for some $h \in \mathbb{R}^p \setminus \{\mathbf{0}\}$. Then*

$$\frac{T_1}{\sqrt{N}} \rightarrow \frac{V_d^K C_{1,Kd+2}}{2(d+2)(K-1)!} \int_S h^\top \nabla_{\theta_1} \left(\frac{\text{tr}(H_x f(x|\theta_1))}{f(x|\theta_1)} \right) f^{\frac{d-2}{d}}(x|\theta_1) dx.$$

Lemma B.5. *Let $\varepsilon_N = \frac{h}{N^{\frac{1}{2}-\frac{2}{d}}}$, for some $h \in \mathbb{R}^p \setminus \{\mathbf{0}\}$. Then*

$$\frac{N_2 T_2}{\sqrt{N}} = \frac{q C_{K,2}}{2d} \int_S h^\top \nabla_{\theta_1} \left(\frac{\text{tr}(H_x f(x|\theta_1))}{f(x|\theta_1)} \right) f^{\frac{d-2}{d}}(x|\theta_1) dx.$$

Proposition B.1 is a direct consequence of the above lemmas, (B.15), and the following observation:

Observation B.2. $\frac{V_d^K C_{1,Kd+2}}{(d+2)(K-1)!} = \frac{C_{K,2}}{d}$.

Proof. By (B.9)

$$C_{K,2} = \left(\frac{1}{V_d} \right)^{\frac{2}{d}} \sum_{b=0}^{K-1} \frac{1}{b!} \Gamma \left(\frac{2+bd+d}{d} \right) = \left(\frac{1}{V_d} \right)^{\frac{2}{d}} \sum_{b=1}^K \frac{1}{(b-1)!} \Gamma \left(\frac{2+bd}{d} \right),$$

and $\frac{V_d^K C_{1,Kd+2}}{(d+2)(K-1)!} = \left(\frac{1}{V_d} \right)^{\frac{2}{d}} \frac{1}{(d+2)(K-1)!} \Gamma \left(\frac{(K+1)d+2}{d} \right)$. Therefore, to prove the result it suffices to show that

$$\sum_{b=1}^K \frac{1}{(b-1)!} \Gamma \left(\frac{2+bd}{d} \right) = \frac{d}{(d+2)(K-1)!} \Gamma \left(\frac{(K+1)d+2}{d} \right). \quad (\text{B.16})$$

Note that the result holds for $K=1$. Assuming the result holds for all $K' \leq K$, we have

$$\begin{aligned} \sum_{b=1}^{K+1} \frac{1}{(b-1)!} \Gamma \left(\frac{2+bd}{d} \right) &= \frac{d}{(d+2)(K-1)!} \Gamma \left(\frac{(K+1)d+2}{d} \right) + \frac{1}{K!} \Gamma \left(\frac{2+(K+1)d}{d} \right) \\ &= \frac{d}{(d+2)K!} \Gamma \left(\frac{(K+1)d+2}{d} \right) \left(\frac{Kd+(d+2)}{d} \right) \\ &= \frac{d}{(d+2)K!} \Gamma \left(\frac{(K+2)d+2}{d} \right), \quad (\text{using } \Gamma(x+1) = x\Gamma(x)) \end{aligned}$$

as required. This shows that (B.16) holds for all $K \geq 1$, completing the proof of the observation. \square

It remains to prove the above lemmas, which is given below in Section B.2.2 and Section B.2.1, respectively.

B.2.1. Proof of Lemma B.5. It follows from (B.8), (4.6) and the dominated convergence theorem that,

$$N^{\frac{r+d}{d}} \int_{S \times S} w(x) \|x-y\|^r \rho_K^{\theta_1, \theta_1}(x, y) f(x|\theta_1) f(y|\theta_1) dx dy \rightarrow C_{K,r} \int_S w(x) f(x|\theta_1)^{1-\frac{r}{d}} dx. \quad (\text{B.17})$$

Now, the RHS above is zero if $w(\cdot)$ is such that $\int_S w(x) f(x|\theta_1)^{1-\frac{r}{d}} = 0$. This exactly what we encounter in the analysis of the term T_2 . In this case, in order to determine the correct order and exact asymptotics of the LHS in (B.17), the higher orders terms have to be analyzed. To this end, we have the following proposition, which gives the exact asymptotics of such ‘degenerate’ functionals, a result which could be of independent interest.

Proposition B.2. *Let $w : S \rightarrow \mathbb{R}$ be a continuously differentiable function such that $\int_S w(x) f(x|\theta_1)^{1-\frac{r}{d}} dx = 0$, for some integer $r \geq 0$. Then,*

$$\begin{aligned} N^{\frac{r+d+2}{d}} \int_{S \times S} w(x) \|x - y\|^r \rho_K^{\theta_1, \theta_1}(x, y) f(x|\theta_1) f(y|\theta_1) dx dy \\ \rightarrow -\frac{r C_{K, r+2}}{2d(d+2)} \int_S w(x) \operatorname{tr}(\mathbb{H}_x f(x|\theta_1)) f^{-\frac{r+2}{d}}(x|\theta_1) dx. \end{aligned}$$

The proof of Proposition B.2 is given below. Here, we show how it can be used to complete the proof of Lemma B.5: Recall from (B.15) that

$$T_2 = T_2^{(K)} - T_2^{(K-1)}, \quad (\text{B.18})$$

where

$$T_2^{(K)} = \frac{1}{N^{\frac{1}{2}-\frac{2}{d}}} \mathbb{E} \sum_{x, y \in \mathcal{P}_{Nf(\cdot|\theta_1)}} v_{x, \theta_1}(\|x - y\|, h) \mathbf{1}\{(x, y) \in E(\mathcal{N}_K(\mathcal{P}_{Nf(\cdot|\theta_1)}))\}, \quad (\text{B.19})$$

with $v_{x, \theta_1}(r, b) = \int_{B_S(x, r)} b^\top \nabla_{\theta_1} f(z|\theta_1) dz$, for $b \in \mathbb{R}^p$, $\theta_1 \in \Theta$ and $r \geq 0$.

Let $v_{x, \theta_1}^{(s)}(r, b) = \frac{\partial^s}{\partial r^s} v_{x, \theta_1}(r, b)$. Then it is easy to see from Proposition B.1, that $v_{x, \theta_1}(0, b) = 0$, $v_{x, \theta_1}^{(s)}(0, b) = 0$, for all $1 \leq s \leq d-1$, and $w_{x, \theta_1}^{(d+1)}(0, b) = 0$. Therefore, by a Taylor series expansion of $v_{x, \theta_1}(\|x - y\|, h)$ around 0,

$$T_2^{(K)} = T_{21}^{(K)} + T_{22}^{(K)} + T_{23}^{(K)},$$

where

$$\begin{aligned} T_{21}^{(K)} &= \frac{1}{d!} \cdot \frac{1}{N^{\frac{1}{2}-\frac{2}{d}}} \mathbb{E} \sum_{x, y \in \mathcal{P}_{Nf(\cdot|\theta_1)}} v_{x, \theta_1}^{(d)}(0, h) \|x - y\|^d \mathbf{1}\{(x, y) \in E(\mathcal{N}_K(\mathcal{P}_{Nf(\cdot|\theta_1)}))\} \\ T_{22}^{(K)} &= \frac{1}{(d+2)!} \cdot \frac{1}{N^{\frac{1}{2}-\frac{2}{d}}} \mathbb{E} \sum_{x, y \in \mathcal{P}_{Nf(\cdot|\theta_1)}} v_{x, \theta_1}^{(d+2)}(0, h) \cdot \|x - y\|^{d+2} \mathbf{1}\{(x, y) \in E(\mathcal{N}_K(\mathcal{P}_{Nf(\cdot|\theta_1)}))\} \\ T_{23}^{(K)} &= \frac{1}{(d+3)!} \cdot \frac{1}{N^{\frac{1}{2}-\frac{2}{d}}} \mathbb{E} \sum_{x, y \in \mathcal{P}_{Nf(\cdot|\theta_1)}} v_{x, \theta_1}^{(d+3)}(\zeta_{x, y}, h) \cdot \|x - y\|^{d+3} \mathbf{1}\{(x, y) \in E(\mathcal{N}_K(\mathcal{P}_{Nf(\cdot|\theta_1)}))\}, \end{aligned}$$

for some $\zeta_{x, y} \in (0, \|x - y\|)$.

Now, using $w_{x, \theta_1}^{(d)}(0, h) = d! V_d h^\top \nabla_{\theta_1} f(x|\theta_1)$ (by Proposition B.1) and Proposition B.2 (with $r = d$ and $w(x) = h^\top \nabla_{\theta_1} f(x|\theta_1)$) gives

$$\begin{aligned} N^{\frac{1}{2}} T_{21}^{(K)} &= V_d N^{\frac{2}{d}} \mathbb{E} \sum_{x, y \in \mathcal{P}_{Nf(\cdot|\theta_1)}} h^\top \nabla_{\theta_1} f(x|\theta_1) \|x - y\|^d \mathbf{1}\{(x, y) \in E(\mathcal{N}_K(\mathcal{P}_{Nf(\cdot|\theta_1)}))\} \\ &= -\sum_{b=0}^{K-1} \frac{V_d^{b+1} C_{1, d+bd+2}}{2(d+2)b!} \int_S h^\top \nabla_{\theta_1} f(x|\theta_1) \operatorname{tr}(\mathbb{H}_x f(x|\theta_1)) f^{-\frac{d+2}{d}}(x|\theta_1), \end{aligned}$$

using $C_{K, d+2} = \sum_{b=0}^{K-1} \frac{V_d^b}{b!} C_{1, d+bd+2}$. Therefore,

$$N^{\frac{1}{2}} \left(T_{21}^{(K)} - T_{21}^{(K-1)} \right) \rightarrow -\frac{V_d^K C_{1, Kd+2}}{2(d+2)(K-1)!} \int_S h^\top \nabla_{\theta_1} f(x|\theta_1) \operatorname{tr}(\mathbb{H}_x f(x|\theta_1)) f^{-\frac{d+2}{d}}(x|\theta_1). \quad (\text{B.20})$$

Next, using and $v_{x,\theta_1}^{(d+2)}(0, h) = \frac{1}{2}(d+1)!V_d \text{tr}(\mathbf{H}_x[h^\top \nabla_{\theta_1} f(x|\theta_1)])$ and (A.2), it follows that,

$$\begin{aligned} N^{\frac{1}{2}}T_{22} &= \frac{V_d}{2(d+2)} N^{\frac{2}{d}} \mathbb{E} \sum_{x,y \in \mathcal{P}_{Nf(\cdot|\theta_1)}} \text{tr}(\mathbf{H}_x[h^\top \nabla_{\theta_1} f(x|\theta_1)]) \|x-y\|^{d+2} \mathbf{1}\{(x,y) \in E(\mathcal{N}_K(\mathcal{P}_{Nf(\cdot|\theta_1)}))\} \\ &\rightarrow \frac{C_{K,d+2}V_d}{2(d+2)} \int_S \text{tr}(\mathbf{H}_x[h^\top \nabla_{\theta_1} f(x|\theta_1)]) f(x|\theta_1)^{-\frac{2}{d}} dx. \end{aligned}$$

Therefore,

$$N^{\frac{1}{2}} \left(T_{22}^{(K)} - T_{22}^{(K-1)} \right) \rightarrow \frac{V_d^K C_{1,Kd+2}}{2(d+2)(K-1)!} \int_S \text{tr}(\mathbf{H}_x[h^\top \nabla_{\theta_1} f(x|\theta_1)]) f(x|\theta_1)^{-\frac{2}{d}} dx. \quad (\text{B.21})$$

where the last step uses $C_{K,d+2} = \sum_{b=0}^{K-1} \frac{V_d^b C_{1,d+bd+2}}{b!}$.

Finally, note that by Assumption 4.1, $\sup_{x,z \in S} |v_{x,\theta_1}^{(d+3)}(z, h)| < \infty$, and using

$$\mathbb{E} \sum_{x,y \in \mathcal{P}_{Nf(\cdot|\theta_1)}} \|x-y\|^{d+3} \mathbf{1}\{(x,y) \in E(\mathcal{N}_K(\mathcal{P}_{Nf(\cdot|\theta_1)}))\} = O(N^{-\frac{3}{d}}),$$

(by (A.2)), it follows that $N^{\frac{1}{2}}T_{23}^{(K)} = O(N^{-\frac{1}{d}})$. Therefore, combining (B.20) and (B.21), with (B.18) gives

$$N^{\frac{1}{2}}T_2 \rightarrow \frac{V_d^K C_{1,Kd+2}}{2(d+2)(K-1)!} \int_S h^\top \nabla_{\theta_1} \left(\frac{\text{tr}(\mathbf{H}_x f(x|\theta_1))}{f(x|\theta_1)} \right) f^{\frac{d-2}{d}}(x|\theta_1) dx, \quad (\text{B.22})$$

using the the chain-rule of differentiation,

$$\begin{aligned} &\int_S \left(\frac{\text{tr}(\mathbf{H}_x h^\top \nabla_{\theta_1} f(x|\theta_1)) f(x|\theta_1) - h^\top \nabla_{\theta_1} f(x|\theta_1) \text{tr}(\mathbf{H}_x f(x|\theta_1))}{f^2(x|\theta_1)} \right) f^{\frac{d-2}{d}}(x|\theta_1) dx \\ &= \int_S h^\top \nabla_{\theta_1} \left(\frac{\text{tr}(\mathbf{H}_x f(x|\theta_1))}{f(x|\theta_1)} \right) f^{\frac{d-2}{d}}(x|\theta_1) dx. \end{aligned}$$

This completes the proof of Lemma B.5.

Proof of Proposition B.2: Define, for $x \in S$,

$$T(x) := \int_S \|x-y\|^r \rho_K^{\theta_1, \theta_1}(x, y) f(y|\theta_1) dy. \quad (\text{B.23})$$

Note that we need to find the limit of

$$N^{\frac{r+d+2}{d}} \int_{S \times S} w(x) \|x-y\|^r \rho_K^{\theta_1, \theta_1}(x, y) f(x|\theta_1) f(y|\theta_1) dx dy = \int_S w(x) T(x) f(x|\theta_1) dx. \quad (\text{B.24})$$

Rewrite, $T(x) = \sum_{b=0}^{K-1} \frac{N^b}{b!} T_{r,b}(x)$, where

$$T_{r,b}(x) := \int_S \|x-y\|^r f(y|\theta_1) e^{-N \int_{B_S(x, \|x-y\|)} f(z|\theta_1) dz} \left(\int_{B_S(x, \|x-y\|)} f(z|\theta_1) dz \right)^b dy. \quad (\text{B.25})$$

Lemma B.6. *Let $w(\cdot)$ be as in the statement of Proposition B.2. Then*

$$\limsup_{N \rightarrow \infty} N^{\frac{r+d+2}{d}} \int_S w(x) \left| T(x) - \sum_{b=0}^{K-1} \frac{N^b}{b!} V_d^b f(x|\theta_1)^b \{T_{r+bd,0} + b\eta_{\theta_1}(x) T_{r+bd+2,0}\} \right| f(x|\theta_1) dx = 0,$$

where $\eta_{\theta_1}(x) = \frac{\text{tr}(\mathbf{H}_x f(x|\theta_1))}{2(d+2)f(x|\theta_1)}$.

Proof. Let $v_{x,f(\cdot|\theta_1)}(\|x-y\|) = \int_{B_S(x,\|x-y\|)} f(z|\theta_1) dz$. Then by Proposition B.1

$$\begin{aligned} v_{x,f(\cdot|\theta_1)}(\|x-y\|) &= V_d f(x|\theta_1) \|x-y\|^d + V_d f(x|\theta_1) \eta_{\theta_1}(x) \|x-y\|^{d+2} + \frac{v_{x,f(\cdot|\theta_1)}^{(d+3)}(\zeta_{x,y})}{(d+3)!} \|x-y\|^{d+3}, \end{aligned}$$

where $\zeta_{x,y} \in (0, \|x-y\|)$, for some $c \in (0, 1)$. By Proposition B.1, $\sup_{t,x} |v_{x,f(\cdot|\theta_1)}^{(d+3)}(t)| < \infty$ and by the multinomial theorem

$$v_{x,f(\cdot|\theta_1)}(\|x-y\|)^b = V_d^b f(x|\theta_1)^b \|x-y\|^{bd} \{1 + b\eta_{\theta_1}(x) \|x-y\|^2\} + \sum_{s=3}^{3b} O(\|x-y\|^{bd+s}),$$

where the constants in the $O(\cdot)$ terms are independent of x and y .

Now, by (B.8),

$$\begin{aligned} N^{\frac{r+(b+1)d+2}{d}} \sup_{x \in S} \int_S \|x-y\|^{r+bd+s} f(y|\theta_1) e^{-N \int_{B_S(x,\|x-y\|)} f(z|\theta_1) dz} dy \\ = O(N^{-\frac{s-2}{d}}) = o(1), \end{aligned}$$

for all $s \in [3, 3b]$. Therefore, recalling the definition of $T_{r,b}(\cdot)$ from (B.25), whenever $b \geq 1$,

$$N^{\frac{r+d+2}{d}} \int_S w(x) \left| T_{r,b}(x) - N^b V_d^b f(x|\theta_1)^b \{T_{r+bd,0} + b\eta_{\theta_1}(x) T_{r+bd+2,0}\} \right| f(x|\theta_1) dx = o(1).$$

The lemma now follows by noting that $T(x) = \sum_{b=0}^{K-1} \frac{N^b}{b!} T_{r,b}(x)$ (recall (B.23) above). \square

The above lemma shows that to derive the limit of (B.24) it suffices to derive the limit of $N^{\frac{R+d+2}{d}} T_{R,0}(x)$, for $x \in S$ and $R \geq 0$. To this end, note that for $R \geq 0$,

$$T_{R,0}(x) := T_{R,0}^{(1)}(x) + T_{R,0}^{(2)}(x) + T_{R,0}^{(3)}(x) + T_{R,0}^{(4)}(x), \quad (\text{B.26})$$

where

$$\begin{aligned} T_{R,0}^{(1)}(x) &= f(x|\theta_1) \int_S \|x-y\|^R \rho_1^{\theta_1, \theta_1}(x, y) dy, \\ T_{R,0}^{(2)}(x) &= \int_S \|x-y\|^R \langle y-x, \nabla_x f(x|\theta_1) \rangle \rho_1^{\theta_1, \theta_1}(x, y) dy, \\ T_{R,0}^{(3)}(x) &= \frac{1}{2} \int_S \|x-y\|^R (y-x)^\top \mathbf{H}_x f(x|\theta_1) (y-x) \rho_1^{\theta_1, \theta_1}(x, y) dy, \\ T_{R,0}^{(4)}(x) &= \frac{1}{6} \int_S \|x-y\|^R D(x, y) \rho_1^{\theta_1, \theta_1}(x, y), \end{aligned}$$

where $D(x, y) = \sum_{i,j,k \in [d]} \frac{\partial^3}{\partial z_i \partial z_j \partial z_k} f(z|\theta_1) \Big|_{z=\zeta_{x,y}} (x_i - y_i)(x_j - y_j)(x_k - y_k)$, where $\zeta_{x,y} = cx + (1-c)y$, for some $c \in (0, 1)$.

The limit of $T_{R,0}^{(j)}(x)$, for $j \in \{1, 2, 3\}$ are computed in the following three lemmas.

Lemma B.7. *For any $R \geq 0$,*

$$N^{\frac{R+d+2}{d}} \left\{ T_{R,0}^{(1)}(x) - \frac{N^{\frac{2}{d}} C_{1,R}}{f(x|\theta_1)^{\frac{R}{d}}} \right\} \rightarrow - \left(1 + \frac{R}{d+2} \right) \frac{C_{1,R+2}}{2d} \text{tr}(\mathbf{H}_x f(x|\theta_1)) f^{-\frac{R+d+2}{d}}(x|\theta_1),$$

uniformly over $x \in S$.

Proof. To begin with define,

$$\begin{aligned} T_{R,0}^{(11)}(x) &:= f(x|\theta_1) \int_S \|x-y\|^R e^{-NV_d \|x-y\|^d f(x|\theta_1)} dy \\ &= \frac{1}{N^{1+\frac{R}{d}} f(x|\theta_1)^{\frac{R}{d}}} \int_{(Nf(x|\theta_1))^{\frac{1}{d}}(S-x)} \|z\|^R e^{-V_d \|z\|^d} dz \quad (\text{substituting } y = x + (Nf(x|\theta_1))^{-\frac{1}{d}}z). \end{aligned} \quad (\text{B.27})$$

This implies by Observation B.1,

$$\sup_{x \in S} \left| N^{1+\frac{R}{d}} T_{R,0}^{(11)}(x) f(x|\theta_1) dx - \frac{C_{1,R}}{f(x|\theta_1)^{\frac{R}{d}}} \right| = O(e^{-\frac{1}{4}N^{\frac{1}{2}}}). \quad (\text{B.28})$$

Next, by (B.27)

$$T_{R,0}^{(1)}(x) - T_{R,0}^{(11)}(x) = f(x|\theta_1) \int_S \|x-y\|^R e^{-N\|x-y\|^d f(x|\theta_1)V_d} (e^{-NR_{x,y}} - 1) dy, \quad (\text{B.29})$$

where

$$R_{x,y} := \int_{B_S(x, \|x-y\|)} f(z|\theta_1) dz - \|x-y\|^d f(x|\theta_1)V_d = \frac{1}{(d+2)!} \|x-y\|^{d+2} v_{x,f(\cdot|\theta_1)}^{(d+2)}(\zeta_{x,y}), \quad (\text{B.30})$$

for some $\zeta_{x,y} \in (0, \|x-y\|)$ (by Proposition B.1). Then using $|e^{-NR_{x,y}} - 1 + NR_{x,y}| \lesssim N^2 R_{x,y}^2$

$$\begin{aligned} & N^{\frac{R+d+2}{d}} \left| T_{R,0}^{(1)}(x) - T_{R,0}^{(11)}(x) + Nf(x|\theta_1) \int_S \|x-y\|^R R_{x,y} e^{-N\|x-y\|^d f(x|\theta_1)V_d} dy \right| \\ & \lesssim_d N^{\frac{R+d+2}{d}} f(x|\theta_1) \int_S \|x-y\|^R |e^{-NR_{x,y}} - 1 + NR_{x,y}| e^{-N\|x-y\|^d f(x|\theta_1)V_d} dy \quad (\text{by (B.29)}) \\ & \lesssim_d N^{\frac{R+3d+2}{d}} f(x|\theta_1) \int_S \|x-y\|^R R_{x,y}^2 e^{-N\|x-y\|^d f(x|\theta_1)V_d} dy \\ & \lesssim_d N^{\frac{R+3d+2}{d}} f(x|\theta_1) \int_S \|x-y\|^{R+2d+4} e^{-N\|x-y\|^d f(x|\theta_1)V_d} dy \\ & \hspace{15em} (\text{by (B.30) and } \sup_{t,x} |v_{x,f(\cdot|\theta_1)}^{(d+2)}(t)| < \infty) \\ & = \frac{1}{N^{\frac{2}{d}} f(x|\theta_1)^{\frac{R+2d+4}{d}}} \int_{(Nf(x|\theta_1))^{\frac{1}{d}}(S-x)} \|z\|^{\frac{R+2d+4}{d}} e^{-\|z\|^d V_d} dz \\ & \hspace{15em} (\text{substituting } y = x + (Nf(x|\theta_1))^{-\frac{1}{d}}z) \\ & = O\left(\frac{1}{N^{\frac{2}{d}}}\right), \end{aligned} \quad (\text{B.31})$$

where the last step uses Observation B.1. Note that, as before, the constant in the $O(\cdot)$ term does not depend on x (by Assumption 4.1).

Therefore, it suffices to derive the limit of $N^{\frac{R+d+2}{d}} Nf(x|\theta_1) \int_S \|x-y\|^R R_{x,y} e^{-N\|x-y\|^d f(x|\theta_1)V_d} dy$. To this end, note that

$$R_{x,y} = R_{x,y}^{(1)} + R_{x,y}^{(2)},$$

where $R_{x,y}^{(1)} = \frac{1}{2(d+2)} \|x-y\|^{d+2} V_d \text{tr}(\mathbf{H}_x f(x|\theta_1))$ and $R_{x,y}^{(2)} = \frac{1}{(d+3)!} \|x-y\|^{d+3} v_{x,f(\cdot|\theta_1)}^{(d+3)}(\zeta'_{x,y})$, for some $\zeta'_{x,y} \in (0, \|x-y\|)$ (by Proposition B.1). Now, observe that

$$N^{\frac{R+2d+2}{d}} f(x|\theta_1) \int_S \|x-y\|^R R_{x,y}^{(1)} e^{-N\|x-y\|^d f(x|\theta_1)V_d} dy$$

$$\begin{aligned}
&= N^{\frac{R+2d+2}{d}} \frac{V_d}{2(d+2)} f(x|\theta_1) \operatorname{tr}(\mathbf{H}_x f(x|\theta_1)) \int_S \|x-y\|^{R+d+2} e^{-N\|x-y\|^d f(x|\theta_1) V_d} \mathrm{d}y \\
&\rightarrow \frac{V_d C_{1,R+d+2}}{2(d+2)} \operatorname{tr}(\mathbf{H}_x f(x|\theta_1)) f^{-\frac{R+d+2}{d}}(x|\theta_1), \tag{B.32}
\end{aligned}$$

where the convergence in the last step is uniformly in $x \in S$. This follows by substituting $y = x + (Nf(x|\theta_1))^{-\frac{1}{d}}z$ and then applying Observation B.1. Similarly, using $\sup_{t,x} |v_{x,f(\cdot|\theta_1)}^{(d+3)}(t)| < \infty$, gives

$$\begin{aligned}
&N^{\frac{R+2d+2}{d}} f(x|\theta_1) \int_S \|x-y\|^R |R_{x,y}^{(2)}| e^{-N\|x-y\|^d f(x|\theta_1) V_d} \mathrm{d}y \\
&\lesssim_d N^{\frac{R+2d+2}{d}} f(x|\theta_1) \int_S \|x-y\|^{R+d+3} e^{-N\|x-y\|^d f(x|\theta_1) V_d} \mathrm{d}y \\
&= \frac{1}{N^{\frac{1}{d}} f(x|\theta_1)^{\frac{R+d+3}{d}}} \int_{(Nf(x|\theta_1))^{\frac{1}{d}}(S-x)} \|z\|^{R+d+3} e^{-V_d \|z\|^d} \mathrm{d}z \quad (\text{substituting } y = x + (Nf(x|\theta_1))^{-\frac{1}{d}}z) \\
&= O\left(\frac{1}{N^{\frac{1}{d}}}\right), \tag{B.33}
\end{aligned}$$

where the constant in the $O(\cdot)$ term does not depend on x (by Observation B.1 and Assumption 4.1). Therefore,

$$\begin{aligned}
&N^{\frac{R+d+2}{d}} (T_{R,0}^{(1)}(x) - T_{R,0}^{(11)}(x)) \\
&= -N^{\frac{R+d+2}{d}} Nf(x|\theta_1) \int_S \|x-y\|^R R_{x,y} e^{-N\|x-y\|^d f(x|\theta_1) V_d} \mathrm{d}y + O\left(\frac{1}{N^{\frac{2}{d}}}\right) \quad (\text{by (B.31)}) \\
&= -N^{\frac{R+d+2}{d}} f(x|\theta_1) \int_S \|x-y\|^R (R_{x,y}^{(1)} + R_{x,y}^{(2)}) e^{-N\|x-y\|^d f(x|\theta_1) V_d} \mathrm{d}y + O\left(\frac{1}{N^{\frac{2}{d}}}\right) \\
&= -N^{\frac{R+d+2}{d}} f(x|\theta_1) \int_S \|x-y\|^R R_{x,y}^{(1)} e^{-N\|x-y\|^d f(x|\theta_1) V_d} \mathrm{d}y + O\left(\frac{1}{N^{\frac{1}{d}}}\right) \quad (\text{by (B.33)}) \\
&\rightarrow -\frac{V_d C_{1,R+d+2}}{2(d+2)} \operatorname{tr}(\mathbf{H}_x f(x|\theta_1)) f^{-\frac{R+d+2}{d}}(x|\theta_1) \quad (\text{by (B.32)}) \\
&= -\left(1 + \frac{R}{d+2}\right) \frac{C_{1,R+2}}{2d} \operatorname{tr}(\mathbf{H}_x f(x|\theta_1)) f^{-\frac{R+d+2}{d}}(x|\theta_1), \tag{B.34}
\end{aligned}$$

where the last step uses $C_{1,R+d+2} = \frac{R+d+2}{dV_d} C_{1,R+2}$. Moreover, (B.28) implies that

$$N^{\frac{R+d+2}{d}} T_{R,0}^{(11)}(x) = \frac{N^{\frac{2}{d}} C_{1,R}}{f(x|\theta_1)^{\frac{R}{d}}} + O(N^{\frac{2}{d}} e^{-\frac{1}{4}N^{\frac{1}{2}}}) = o(1).$$

This combined with (B.34) above implies the lemma. \square

Lemma B.8. For any $R \geq 0$,

$$N^{\frac{R+d+2}{d}} \sup_{x \in S} |T_{R,0}^{(2)}(x)| \rightarrow 0. \tag{B.35}$$

Proof. For $x \in S$, substituting $y = x + (Nf(x|\theta_1))^{-\frac{1}{d}}z$ gives

$$N^{\frac{R+d+2}{d}} \left| \int_S \|x-y\|^R \langle y-x, \nabla_x f(x|\theta_1) \rangle e^{-N\|x-y\|^d f(x|\theta_1) V_d} \mathrm{d}y \right|$$

$$\begin{aligned}
&= \frac{N^{\frac{1}{d}}}{f(x|\theta_1)^{\frac{R+d+1}{d}}} \left| \int_{(Nf(x|\theta_1))^{\frac{1}{d}}(S-x)} ||t||^R \langle t, \nabla_x f(x|\theta_1) \rangle e^{-||t||^d V_d} dt \right| \\
&= \frac{N^{\frac{1}{d}}}{f(x|\theta_1)^{\frac{R+d+1}{d}}} \left| \int_{\mathbb{R}^d \setminus (Nf(x|\theta_1))^{\frac{1}{d}}(S-x)} ||t||^R \langle t, \nabla_x f(x|\theta_1) \rangle e^{-||t||^d V_d} dt \right| \\
&\lesssim_d \frac{N^{\frac{1}{d}} e^{-\frac{1}{2}N^{\frac{1}{2}}}}{f(x|\theta_1)^{\frac{R+d+1}{d}}} = O(e^{-\frac{1}{4}N^{\frac{1}{2}}}), \tag{B.36}
\end{aligned}$$

where the second equality uses $\int_{\mathbb{R}^d} ||t||^R \langle t, \nabla_x f(x|\theta_1) \rangle e^{-||t||^d V_d} dt = 0$.

Now, recalling the definition of $T_{R,0}^{(2)}(x)$ and $R_{x,y}$ (from (B.30)) gives

$$\begin{aligned}
&N^{\frac{R+d+2}{d}} |T_{R,0}^{(2)}(x)| \\
&\leq N^{\frac{R+d+2}{d}} \left| \int_S ||x-y||^R \langle y-x, \nabla_x f(x|\theta_1) \rangle e^{-N||x-y||^d f(x|\theta_1)V_d} (1 - e^{-NR_{x,y}}) dy \right| + O(e^{-\frac{1}{4}N^{\frac{1}{2}}}) \\
&\hspace{15em} \text{(by (B.36))} \\
&\leq N^{\frac{R+d+2}{d}} \int_S ||x-y||^{R+1} |R_{x,y}| ||\nabla_x f(x|\theta_1)|| e^{-N||x-y||^d f(x|\theta_1)V_d} dy + O(e^{-\frac{1}{4}N^{\frac{1}{2}}}) \\
&\hspace{15em} \text{(using } 1 - e^{-x} \leq x \text{ and the Cauchy-Schwarz inequality)} \\
&\lesssim_d N^{\frac{R+d+2}{d}} \int_S ||x-y||^{R+d+3} e^{-N||x-y||^d f(x|\theta_1)V_d} dy + O(e^{-\frac{1}{4}N^{\frac{1}{2}}}) \quad \text{(using } |R_{x,y}| \lesssim_d ||x-y||^{d+2}\text{)} \\
&\leq \frac{1}{N^{\frac{1}{d}} f(x|\theta_1)^{\frac{R+d+3}{d}}} \int_{(Nf(x|\theta_1))^{\frac{1}{d}}(S-x)} ||z||^{R+d+3} e^{-||z||^d V_d} dz + O(e^{-\frac{1}{4}N^{\frac{1}{2}}}) \\
&\hspace{15em} \text{(substituting } y = x + (Nf(x|\theta_1))^{-\frac{1}{d}}z\text{)} \\
&= O(N^{-\frac{1}{d}}). \tag{B.37}
\end{aligned}$$

Note that the third inequality uses $\sup_x ||\nabla_x f(x|\theta_1)|| < \infty$ (Assumption 4.1(c)). \square

Lemma B.9. For any $R \geq 0$,

$$N^{\frac{R+d+2}{d}} T_{R,0}^{(3)}(x) \rightarrow \frac{C_{1,R+2}}{2d} \text{tr}(\mathbf{H}_x f(x|\theta_1)) f^{-\frac{R+d+2}{d}}(x|\theta_1), \tag{B.38}$$

uniformly over $x \in S$.

Proof. Recalling the definition of $T_{R,0}^{(3)}(x)$ and using the expansion of $R_{x,y}$ as in (B.30) gives,

$$\begin{aligned}
&N^{\frac{R+d+2}{d}} T_{R,0}^{(3)}(x) \\
&= \frac{N^{\frac{R+d+2}{d}}}{2} \int_S ||x-y||^R (y-x)^\top \mathbf{H}_x f(x|\theta_1) (y-x) \rho_{1,\theta_1}^{\theta_1}(x,y) dy \\
&= \frac{N^{\frac{R+d+2}{d}}}{2} \int_S ||x-y||^R (y-x)^\top \mathbf{H}_x f(x|\theta_1) (y-x) e^{-N||x-y||^d f(x|\theta_1)V_d} dy + o(1) \\
&\rightarrow \frac{1}{2} \left(\int_{\mathbb{R}^d} ||z||^R z^\top \mathbf{H}_x f(x|\theta_1) z e^{-V_d ||z||^d} dz \right) f^{-\frac{R+d+2}{d}}(x|\theta_1), \tag{B.39}
\end{aligned}$$

where the last step follows by substituting $y = x + (Nf(x|\theta_1))^{-\frac{1}{d}}z$ and applying Observation B.1. Moreover, as in the proof of Lemma B.7, the $o(1)$ term in the second step goes to zero uniformly over $x \in S$.

Now, consider the spectral decomposition $H_x f(x) = P_x^\perp \Lambda(x) P_x$, where

$$\Lambda(x) = \text{diag}(\lambda_1(x), \lambda_2(x), \dots, \lambda_d(x))$$

is the diagonal matrix of eigenvalues of the Hessian matrix $H_x f(x)$. Under change of variable $t = P_x z$, (B.39) becomes

$$N^{\frac{R+d+2}{d}} T_{R,0}^{(3)}(x) \rightarrow \frac{C_{1,R+2}}{2d} \text{tr}(H_x f(x|\theta_1)) f^{-\frac{R+d+2}{d}}(x|\theta_1),$$

completing the proof of the lemma. \square

Now, using $\sup_z |\frac{\partial^3}{\partial z_i \partial z_j \partial z_k} f(z|\theta_1)| < \infty$ by Assumption 4.1, gives $|D(x, y)| \lesssim \|x-y\|_1^3 \lesssim_d \|x-y\|^3$. This implies, $|T_{R,0}^{(4)}(x)| \lesssim \int_S \|x-y\|^{r+3} \rho_1^{\theta_1, \theta_1}(x, y)$, and using similar arguments as above it follows that $N^{\frac{R+d+2}{d}} |T_{R,0}^{(4)}(x)| \rightarrow 0$, uniformly over $x \in S$. Therefore, using Lemma B.7, B.8, and B.9 with (B.26), and $C_{1,R+d+2} = \frac{R+d+2}{dV_d} C_{1,R+2}$ (recall (B.10)) gives

$$N^{\frac{R+d+2}{d}} T_{R,0}(x) - \frac{N^{\frac{2}{d}} C_{1,R}}{f(x|\theta_1)^{\frac{R}{d}}} \rightarrow -\frac{RC_{1,R+2}}{2d(d+2)} \text{tr}(H_x f(x|\theta_1)) f^{-\frac{R+d+2}{d}}(x|\theta_1), \quad (\text{B.40})$$

uniformly over $x \in S$.

Now, with $r \geq 0$ as in the statement of Proposition B.2, $\int_S w(x) f(x|\theta_1)^{1-\frac{r}{d}} = 0$. Then by (B.40) and the Dominated Convergence Theorem,

$$\begin{aligned} & N^{\frac{r+d+bd+2}{d}} \int_S w(x) T_{r+bd,0} f(x|\theta_1)^{b+1} dx \\ & \rightarrow -\frac{(r+bd)C_{1,r+bd+2}}{2d(d+2)} \int_S w(x) \text{tr}(H_x f(x|\theta_1)) f^{-\frac{r+2}{d}}(x|\theta_1) dx. \end{aligned} \quad (\text{B.41})$$

Next, recalling $\eta_{\theta_1}(x) = \frac{\text{tr}(H_x f(x|\theta_1))}{2(d+2)f(x|\theta_1)}$ and applying (A.2),

$$\begin{aligned} & N^{\frac{r+d+bd+2}{d}} \int_S w(x) \eta_{\theta_1}(x) T_{r+bd+2,0} f(x|\theta_1)^{b+1} dx \\ & \rightarrow \frac{C_{1,r+bd+2}}{2(d+2)} \int_S w(x) \text{tr}(H_x f(x|\theta_1)) f^{-\frac{r+2}{d}}(x|\theta_1) dx. \end{aligned} \quad (\text{B.42})$$

Then, recalling (B.23) and (B.25) gives

$$\begin{aligned} & N^{\frac{r+d+2}{d}} \int_S w(x) T(x) f(x|\theta_1) dx \\ & = \sum_{b=0}^{K-1} \frac{1}{b!} N^{\frac{r+d+bd+2}{d}} \int_S w(x) T_{r,b}(x) f(x|\theta_1) dx \\ & = \sum_{b=0}^{K-1} \frac{V_d^b}{b!} N^{\frac{r+d+bd+2}{d}} \int_S w(x) \{T_{r+bd,0} + b\eta_{\theta_1}(x) T_{r+bd+2,0}\} f(x|\theta_1)^{b+1} dx + o(1) \end{aligned}$$

(by Lemma B.6)

$$\begin{aligned}
&\rightarrow -\frac{r}{2d(d+2)} \sum_{b=0}^{K-1} \frac{V_d^b C_{1,r+bd+2}}{b!} \int_S w(x) \operatorname{tr}(\mathbf{H}_x f(x|\theta_1)) f^{-\frac{r+2}{d}}(x|\theta_1) dx \\
&\hspace{15em} \text{(by (B.41) and (B.42))} \\
&= -\frac{r C_{K,r+2}}{2d(d+2)} \int_S w(x) \operatorname{tr}(\mathbf{H}_x f(x|\theta_1)) f^{-\frac{r+2}{d}}(x|\theta_1) dx,
\end{aligned}$$

where the last step uses (B.9). This completes the proof of Proposition B.2. \square

B.2.2. Proof of Lemma B.4. To prove Lemma B.4 we need another result about ‘degenerate’ functionals similar to Proposition B.2.

Proposition B.3. *Let $w : S \rightarrow \mathbb{R}$ be a twice continuously differentiable function such that $\int_S w(y) dy = 0$. Then*

$$\begin{aligned}
&N^{\frac{d+2}{d}} \int_{S \times S} w(y) \rho_K^{\theta_1, \theta_1}(x, y) f(x|\theta_1) dx dy \\
&\rightarrow \frac{C_{K,2}}{2d} \int_S \left(\frac{\operatorname{tr}(\mathbf{H}_x w(x)) f(x|\theta_1) - w(x) \operatorname{tr}(\mathbf{H}_x f(x|\theta_1))}{f^2(x|\theta_1)} \right) f^{\frac{d-2}{d}}(x|\theta_1) dx,
\end{aligned}$$

where $\mathbf{H}_x w(x) \in \mathbb{R}^{d \times d}$ is the Hessian matrix of w at x .

The proof of Proposition B.3 is given below. Here, we show how it can be used to complete the proof of Lemma B.4: Recall from (B.1) that

$$\begin{aligned}
\frac{T_1}{\sqrt{N}} &= \frac{1}{N^{1-\frac{2}{d}}} \mathbb{E} \sum_{x, y \in \mathcal{P}_{Nf(\cdot|\theta_1)}} \frac{h^\top \nabla_{\theta_1} f(y|\theta_1)}{f(y|\theta_1)} \mathbf{1}_{\{(x, y) \in E(\mathcal{N}_K(\mathcal{P}_{Nf(\cdot|\theta_1)}))\}} \\
&= N^{\frac{d+2}{d}} \int_{S \times S} h^\top \nabla_{\theta_1} f(y|\theta_1) \rho_K^{\theta_1, \theta_1}(x, y) f(x|\theta_1) dx dy \\
&\rightarrow \frac{C_{K,2}}{2d} \int_S \left(\frac{\operatorname{tr}(\mathbf{H}_x h^\top \nabla_{\theta_1} f(x|\theta_1)) f(x|\theta_1) - h^\top \nabla_{\theta_1} f(x|\theta_1) \operatorname{tr}(\mathbf{H}_x f(x|\theta_1))}{f^2(x|\theta_1)} \right) f^{\frac{d-2}{d}}(x|\theta_1) dx \\
&\hspace{15em} \text{(by Proposition B.3 with } w(y) = h^\top \nabla_{\theta_1} f(y|\theta_1)\text{)} \\
&= \frac{C_{K,2}}{2d} \int_S h^\top \nabla_{\theta_1} \left(\frac{\operatorname{tr}(\mathbf{H}_x f(x|\theta_1))}{f(x|\theta_1)} \right) f^{\frac{d-2}{d}}(x|\theta_1) dx,
\end{aligned}$$

where the last step uses the product rule of differentiation.

Proof of Proposition B.3: By Assumption 4.1(b) all the points in $\mathcal{P}_{Nf(\cdot|\theta_1)}$ are in the interior of the support S of $f(\cdot|\theta_1)$ with probability 1. Now, by a Taylor-series expansion of w around x and arguments similar to the proof of Proposition B.2 it can be shown that

$$\int_{S \times S} w(y) \rho_K^{\theta_1, \theta_1}(x, y) f(x|\theta_1) dx dy := J_1 + J_2 + J_3 + o(N^{-\frac{d+2}{d}}),$$

where

$$\begin{aligned}
J_1 &:= \int_{S \times S} w(x) \rho_K^{\theta_1, \theta_1}(x, y) f(x|\theta_1) dx dy, \\
J_2 &:= \int_{S \times S} (y - x)^\top \nabla_x w(x) \rho_K^{\theta_1, \theta_1}(x, y) f(x|\theta_1) dx dy,
\end{aligned}$$

$$J_3 := \frac{1}{2} \int_{S \times S} (y-x)^\top \mathbf{H}_x w(x) (y-x) \rho_K^{\theta_1, \theta_1}(x, y) f(x|\theta_1) dx dy.$$

Again, by arguments similar to Proposition B.2, it follows that

$$N^{\frac{d+2}{d}} J_1 \rightarrow -\frac{C_{K,2}}{2d} \int_S w(x) \operatorname{tr}(\mathbf{H}_x f(x|\theta_1)) f^{-\frac{d+2}{d}}(x|\theta_1) dx, \quad (\text{B.43})$$

and $N^{\frac{d+2}{d}} J_2 = o(1)$. Finally, by [31, Corollary 8.1],

$$\begin{aligned} N^{\frac{d+2}{d}} J_3 &= N^{\frac{d+2}{d}} \cdot \frac{1}{2} \int_{S \times S} (y-x)^\top \mathbf{H}_x w(x) (y-x) \rho_K^{\theta_1, \theta_1}(x, y) f(x|\theta_1) dx dy \\ &\rightarrow \frac{1}{2} \sum_{b=0}^{K-1} \frac{V_d^b}{b!} \int_S \left(\int_{\mathbb{R}^d} \|z\|^{bd} z^\top \mathbf{H}_x w(x) z e^{-V_d \|z\|^d} dz \right) f^{-\frac{2}{d}}(x|\theta_1) dx. \end{aligned} \quad (\text{B.44})$$

Now, consider the spectral decomposition $\mathbf{H}_x w(x) = P_x^\perp \Lambda(x) P_x$, where $\Lambda(x) = \operatorname{diag}(\lambda_1(x), \lambda_2(x), \dots, \lambda_d)$ is the diagonal matrix of eigenvalues of the Hessian matrix $\mathbf{H}_x w(x)$. Under change of variable $t = P_x z$, (B.44) becomes

$$\begin{aligned} N^{\frac{d+2}{d}} J_3 &\rightarrow \frac{1}{2} \sum_{b=0}^{K-1} \frac{V_d^b}{b!} \int_S \left(\int_{\mathbb{R}^d} \|t\|^{bd} e^{-V_d \|t\|^d} dt \sum_{i=1}^d \lambda_i(x) t_i^2 \right) f^{-\frac{2}{d}}(x|\theta_1) dx \\ &= \frac{1}{2} \sum_{b=0}^{K-1} \frac{V_d^b}{b! d} \int_S \left(\int_{\mathbb{R}^d} \|t\|^{bd+2} e^{-V_d \|t\|^d} dt \right) \operatorname{tr}(\mathbf{H}_x w(x)) f^{-\frac{2}{d}}(x|\theta_1) dx \\ &= \frac{1}{2} \sum_{b=0}^{K-1} \frac{V_d^b C_{1, bd+2}}{b! d} \int_S \operatorname{tr}(\mathbf{H}_x w(x)) f^{-\frac{2}{d}}(x|\theta_1) dx \\ &= \frac{C_{K,2}}{2d} \int_S \operatorname{tr}(\mathbf{H}_x w(x)) f^{-\frac{2}{d}}(x|\theta_1) dx, \end{aligned} \quad (\text{B.45})$$

since $\operatorname{tr}(\mathbf{H}_x w(x)) = \sum_{i=1}^d \lambda_i(x)$.

Finally, combining (B.43) and (B.44) gives

$$\begin{aligned} N^{\frac{d+2}{d}} \int_{S \times S} w(y) \rho_K^{\theta_1, \theta_1}(x, y) f(x|\theta_1) dx dy \\ \rightarrow \frac{C_{K,2}}{2d} \int_S \left(\frac{\operatorname{tr}(\mathbf{H}_x w(x)) f(x|\theta_1) - w(x) \operatorname{tr}(\mathbf{H}_x f(x|\theta_1))}{f^2(x|\theta_1)} \right) f^{\frac{d-2}{d}}(x|\theta_1) dx. \end{aligned}$$

This completes the proof of the result.

B.3. Proof of Lemma B.2: Limit of the Hessian Term. Recall the definition of $\mu_N(\theta_1, \theta_1)$ from (B.1). Differentiating with respect to θ_2 twice under the integral signs gives,

$$\mathbf{H} \mu_N(\theta_1, \theta_1) = T_{21} + T_{22} + T_{23}, \quad (\text{B.46})$$

where

$$\begin{aligned} T_{21} &= N^2 \int_{S \times S} f(x|\theta_1) \mathbf{H}_{\theta_1} f(y|\theta_1) \rho_K^{\theta_1, \theta_1}(x, y) dx dy, \\ T_{22} &= 2N^2 \int_{S \times S} f(x|\theta_1) \nabla_{\theta_1} f(y|\theta_1) \nabla_{\theta_1} \rho_K^{\theta_1, \theta_1}(x, y) dx dy, \end{aligned}$$

$$T_{23} = N^2 \int_{S \times S} f(x|\theta_1) f(y|\theta_1) \mathbf{H}_{\theta_1} \rho_K^{\theta_1, \theta_1}(x, y) dx dy.$$

The limits of these three terms are given in Lemma B.10, B.11, and B.12, respectively. Lemma B.2 follows from these lemmas and noting that $C_{1,Kd} = \frac{1}{V_d^K} K!$ (recall (B.9)).

Lemma B.10. *Let $\varepsilon_N = hN^{-\frac{1}{4}}$, for some $h \in \mathbb{R}^p \setminus \{\mathbf{0}\}$. Then $\frac{1}{\sqrt{N}} \varepsilon_N^\top T_{21} \varepsilon_N \rightarrow 0$.*

Proof. By Lemma A.2,

$$\begin{aligned} \frac{1}{\sqrt{N}} T_{21} &= \frac{1}{N} \mathbb{E} \sum_{x, y \in \mathcal{P}_{Nf(\cdot|\theta_1)}} \frac{h^\top \mathbf{H}_{\theta_1} f(y|\theta_1) h}{f(y|\theta_1)} \mathbf{1}\{(x, y) \in E(\mathcal{N}_K(\mathcal{P}_{Nf(\cdot|\theta_1)}))\} \\ &\rightarrow K \int_S h^\top \mathbf{H}_{\theta_1} f(x|\theta_1) h dx = 0, \end{aligned}$$

since

$$\begin{aligned} \int_S h^\top \mathbf{H}_{\theta_1} f(x|\theta_1) h dx &= \int_S \sum_{1 \leq i, j \leq p} \frac{\partial^2}{\partial \theta_{1i} \partial \theta_{1j}} f(x|\theta_1) h_i h_j \\ &= \sum_{1 \leq i, j \leq p} \frac{\partial^2}{\partial \theta_{1i} \partial \theta_{1j}} \int_S f(x|\theta_1) h_i h_j = 0. \end{aligned}$$

This completes the proof of the lemma. \square

Lemma B.11. *Let $\varepsilon_N = hN^{-\frac{1}{4}}$, for some $h \in \mathbb{R}^p \setminus \{\mathbf{0}\}$. Then*

$$\frac{1}{\sqrt{N}} \varepsilon_N^\top T_{22} \varepsilon_N \rightarrow -2q \frac{V_d^K C_{1,Kd}}{(K-1)!} \mathbb{E} \left(\frac{h^\top \nabla_{\theta_1} f(X|\theta_1)}{f(X|\theta_1)} \right)^2.$$

Proof. To begin with define

$$T_{22}^{(K)} = -2N_2 N^2 \int_{S \times S} f(x|\theta_1) \nabla_{\theta_1} f(y|\theta_1) \left(\int_{B_S(x, \|x-y\|)} \nabla_{\theta_1} f(z|\theta_1) dz \right) \rho_K^{\theta_1, \theta_1}(x, y) dx dy, \quad (\text{B.47})$$

and note that $T_{22} = T_{22}^{(K)} - T_{22}^{(K-1)}$. Therefore, it suffices to derive the limit of $\frac{1}{\sqrt{N}} \cdot \varepsilon_N^\top T_{22}^{(K)} \varepsilon_N$. To this end, observe that

$$\begin{aligned} &N^2 \int_{S \times S} f(x|\theta_1) f(y|\theta_1) \frac{h^\top \nabla_{\theta_1} f(y|\theta_1) h^\top \nabla_{\theta_1} f(x|\theta_1)}{f(y|\theta_1)} \|x-y\|^d \rho_K^{\theta_1, \theta_1}(x, y) dx dy \\ &= \mathbb{E} \sum_{(x, y) \in \mathcal{P}_{Nf(\cdot|\theta_1)}} \frac{h^\top \nabla_{\theta_1} f(y|\theta_1) h^\top \nabla_{\theta_1} f(x|\theta_1)}{f(y|\theta_1)} \|x-y\|^d \mathbf{1}\{(x, y) \in E(\mathcal{N}_K(\mathcal{P}_{Nf(\cdot|\theta_1)}))\} \\ &\rightarrow C_{K,d} \int_S \frac{(h^\top \nabla_{\theta_1} f(x|\theta_1))^2}{f(x|\theta_1)} dx \\ &= C_{K,d} \mathbb{E} \left(\frac{h^\top \nabla_{\theta_1} f(X|\theta_1)}{f(X|\theta_1)} \right)^2. \end{aligned} \quad (\text{B.48})$$

Now, using (by Proposition B.1)

$$v_{x, \theta_1}(r, b) := \int_{B_S(x, r)} b^\top \nabla_{\theta_2} f(z|\theta_2) dz = V_d r^d b^\top \nabla_{\theta_2} f(x|\theta_2) + O(r^{d+1}), \quad (\text{B.49})$$

where the constant in the $O(\cdot)$ term does not depend on x , and (B.48), in (B.47), we get

$$\frac{1}{\sqrt{N}} \varepsilon_N^\top T_{22}^{(K)} \varepsilon_N \rightarrow -2q V_d C_{K,d} \mathbb{E} \left(\frac{h^\top \nabla_{\theta_1} f(X|\theta_1)}{f(X|\theta_1)} \right)^2.$$

This implies

$$\varepsilon_N^\top T_{22} \varepsilon_N = \varepsilon_N^\top T_{22}^{(K)} \varepsilon_N - \varepsilon_N^\top T_{22}^{(K-1)} \varepsilon_N = -2q \frac{V_d^K C_{1,Kd}}{(K-1)!} \mathbb{E} \left(\frac{h^\top \nabla_{\theta_1} f(X|\theta_1)}{f(X|\theta_1)} \right)^2,$$

(using $C_{K,d} = \sum_{b=0}^{K-1} \frac{V_d^b C_{1,(b+1)d}}{b!}$) proving the lemma. \square

Lemma B.12. *Let $\varepsilon_N = hN^{-\frac{1}{4}}$, for some $h \in \mathbb{R}^p \setminus \{\mathbf{0}\}$. Then*

$$\frac{1}{\sqrt{N}} \varepsilon_N^\top T_{23} \varepsilon_N \rightarrow \frac{2q^2 V_d^K C_{1,Kd}}{(K-1)!} \mathbb{E} \left(\frac{h^\top \nabla_{\theta_1} f(X|\theta_1)}{f(X|\theta_1)} \right)^2.$$

Proof. Define

$$T_{231}^{(K)} = -N_2 N^2 \int_{S \times S} f(x|\theta_1) f(y|\theta_1) \left(\int_{B_S(x, \|x-y\|)} \mathbf{H}_{\theta_1} f(z|\theta_1) dz \right) \rho_K^{\theta_1, \theta_1}(x, y) dx dy, \quad (\text{B.50})$$

and

$$T_{232}^{(K)} = N_2^2 N^2 \int_{S \times S} f(x|\theta_1) f(y|\theta_1) \left(\int_{B_S(x, \|x-y\|)} \nabla_{\theta_1} f(z|\theta_1) dz \right)^2 \rho_K^{\theta_1, \theta_1}(x, y) dx dy. \quad (\text{B.51})$$

Note that $T_{23} = T_{231}^{(K)} - T_{231}^{(K-1)} + T_{232}^{(K)} - T_{232}^{(K-2)}$.

To begin with, consider

$$\begin{aligned} \frac{1}{\sqrt{N}} \varepsilon_N^\top T_{231}^{(K)} \varepsilon_N &= \frac{N_2}{N} \mathbb{E} \sum_{x, y \in \mathcal{P}_{Nf(\cdot|\theta_1)}} \left(\int_{B_S(x, \|x-y\|)} h^\top \mathbf{H}_{\theta_1} f(z|\theta_1) h dz \right) \mathbf{1}\{(x, y) \in E(\mathcal{N}_K(\mathcal{P}_{Nf(\cdot|\theta_1)}))\} \\ &= \frac{N_2}{N} \mathbb{E} \sum_{x, y \in \mathcal{P}_{Nf(\cdot|\theta_1)}} h^\top \mathbf{H}_{\theta_1} f(x|\theta_1) h \|x-y\|^d \mathbf{1}\{(x, y) \in E(\mathcal{N}_K(\mathcal{P}_{Nf(\cdot|\theta_1)}))\} + o(1) \end{aligned} \quad (\text{using (B.49)})$$

$$\rightarrow q V_d C_{K,d} \int_S h^\top \mathbf{H}_{\theta_1} f(x|\theta_1) h dx = 0, \quad (\text{B.52})$$

by (A.2).

Again, using (B.49) and Lemma A.2 gives,

$$\begin{aligned} \frac{1}{\sqrt{N}} \varepsilon_N^\top T_{232}^{(K)} \varepsilon_N &= \left(\frac{N_2}{N} \right)^2 N \mathbb{E} \sum_{x, y \in \mathcal{P}_{Nf(\cdot|\theta_1)}} v_{x, \theta_1}^2(\|x-y\|, h) \mathbf{1}\{(x, y) \in E(\mathcal{N}_K(\mathcal{P}_{Nf(\cdot|\theta_1)}))\} \\ &= \left(\frac{N_2}{N} \right)^2 N \mathbb{E} \sum_{(x, y) \in E(\mathcal{N}_K(\mathcal{P}_{Nf(\cdot|\theta_1)}))} V_d^2 \left(h^\top \nabla_{\theta_2} f(x|\theta_2) \right)^2 \|x-y\|^{2d} + O(N^{-\frac{1}{d}}) \\ &\rightarrow q^2 V_d^2 C_{K,2d} \int \frac{(h^\top \nabla_{\theta_1} f(x|\theta_1))^2}{f(x|\theta_1)} dx \\ &= q^2 V_d^2 C_{K,2d} \mathbb{E} \left(\frac{h^\top \nabla_{\theta_1} f(X|\theta_1)}{f(X|\theta_1)} \right)^2. \end{aligned}$$

Now, using $C_{K,2d} = \sum_{b=0}^{K-1} \frac{V_d^b C_{1,(b+2)d}}{b!}$, gives

$$\begin{aligned} \frac{1}{\sqrt{N}} \left(T_{232}^{(K)} - T_{232}^{(K-2)} \right) &= \frac{q^2 V_d^K}{(K-2)!} \left[\frac{V_d C_{1,(K+1)d}}{(K-1)} - C_{1,Kd} \right] \mathbb{E} \left(\frac{h^\top \nabla_{\theta_1} f(X|\theta_1)}{f(X|\theta_1)} \right)^2 \\ &= \frac{2q^2 V_d^K C_{1,Kd}}{(K-1)!} \mathbb{E} \left(\frac{h^\top \nabla_{\theta_1} f(X|\theta_1)}{f(X|\theta_1)} \right)^2, \end{aligned} \quad (\text{B.53})$$

where the last step uses (B.10).

The lemma follows from (B.52), (B.53), and noting that $T_{23} = T_{231}^{(K)} - T_{231}^{(K-1)} + T_{232}^{(K)} - T_{232}^{(K-2)}$. \square

B.4. Proof of Lemma B.3. Recall the definition of the error term \mathcal{R}_N from (B.4):

$$\mathcal{R}_N = \frac{1}{6\sqrt{N}} \sum_{1 \leq a,b,c \leq p} \varepsilon_{N_a} \varepsilon_{N_b} \varepsilon_{N_c} \frac{\partial^3 \mu_N(\theta_1, \theta)}{\partial \theta_a \partial \theta_b \partial \theta_c} \Big|_{\theta = c\theta_1 + (1-c)\theta_2},$$

for some $c \in (0, 1)$, where $\theta = (\theta_1, \theta_2, \dots, \theta_p)'$ and $\varepsilon_N = (\varepsilon_{N_1}, \varepsilon_{N_2}, \dots, \varepsilon_{N_p})'$. The third derivatives of $\mu_N(\theta_1, \theta)$ (with respect to θ) can be calculated by taking three derivatives under the integral sign in (B.1). This leads to many terms, all of which can be bounded in a similar manner. In the following, this is illustrated for one such term T_0 :

$$T_0 := \frac{N^2 N_2^3}{\sqrt{N}} \int f(x|\theta_1) f(y|\theta) \left(\int_{B_S(x, \|x-y\|)} \varepsilon_N^\top \nabla_{\theta} f(z|\theta) dz \right)^3 \rho_K^{\theta_1, \theta}(x, y) dx dy. \quad (\text{B.54})$$

Now, using $\varepsilon_N = hN^{-\delta_d}$, $K := \sup_{z \in \mathbb{R}^d, \theta \in \mathbb{R}^p} \|\nabla_{\theta} f(z|\theta)\| < \infty$ (by Assumption (4.1)), and the Cauchy-Schwarz inequality,

$$\begin{aligned} |T_0| &\leq K^3 \|h\|^3 \frac{N^2 N_2^3}{N^{\frac{1}{2} + 3\delta_d}} \int_{S \times S} f(x|\theta_1) f(y|\theta) \|x-y\|^{3d} \rho_K^{\theta_1, \theta}(x, y) dx dy \\ &\quad \text{(using } |\varepsilon_N^\top \nabla_{\theta} f(z|\theta)| \leq \|\varepsilon_N\| \cdot \|\nabla_{\theta} f(z|\theta)\|) \\ &\leq K^3 \|h\|^3 N^{\frac{9}{2} - 3\delta_d} \int_{S \times S} f(x|\theta_1) f(y|\theta) \|x-y\|^{3d} \rho_K^{\theta_1, \theta}(x, y) dx dy \\ &\leq O(\|h\|^3 N^{\frac{1}{2} - 3\delta_d}), \end{aligned}$$

by (B.8).

The other terms in the third derivative can also be bounded similarly. This implies that $|\mathcal{R}_N| = O(\|h\|^3 N^{\frac{1}{2} - 3\delta_d})$.

APPENDIX C. NORMAL LOCATION

In this section we complete the calculations in Section 4.2.1. Recall that $A \in \mathbb{R}^d$ is a compact and convex set which symmetric around the origin $\mathbf{0} \in \mathbb{R}^d$, and, for $\theta \in \mathbb{R}^d$,

$$\phi_A(x|\theta) = \frac{1}{Z_A(\theta)} e^{-\frac{1}{2}\|x-\theta\|^2},$$

where $Z_A(\theta) := \int_A e^{-\frac{1}{2}\|x-\theta\|^2} dx$, is the normalizing constant. We are considering the problem of testing (4.4) based on (4.3), given i.i.d. samples \mathcal{X}_{N_1} and \mathcal{Y}_{N_2} from $\phi_A(\cdot|\theta_1)$ and $\phi_A(\cdot|\theta_2)$, respectively. There are two cases depending whether the true θ_1 is zero or non-zero.

C.1. $\theta_1 \neq \mathbf{0}$. For dimension $d \leq 7$, by Theorem 4.2, depending on whether $\|N^{\frac{1}{4}}\varepsilon_N\| \rightarrow 0$, $\|N^{\frac{1}{4}}\varepsilon_N\| \rightarrow h$, or $\|N^{\frac{1}{4}}\varepsilon_N\| \rightarrow \infty$, the limiting power of the test is 0,

$$\Phi \left(z_\alpha + \frac{r^2 K}{2\sigma_K} \mathbb{E}_{X \sim \phi_A(\cdot|\theta_1)} \left[\frac{h^\top \nabla_{\theta_1} \phi_A(X|\theta_1)}{\phi_A(X|\theta_1)} \right]^2 \right),$$

or 1, respectively.

Next, suppose $d \geq 9$. In this case,

$$\frac{\text{tr}(\mathbf{H}_x \phi_A(x|\theta))}{\phi_A(x|\theta)} = \|x - \theta\|^2 - d \quad \text{and} \quad h^\top \nabla_{\theta_1} \left(\frac{\text{tr}(\mathbf{H}_x \phi_A(x|\theta_1))}{\phi_A(x|\theta_1)} \right) = 2h^\top (\theta_1 - x),$$

and $\int_S h^\top (\theta_1 - x) \phi_A^{\frac{d-2}{d}}(x|\theta_1) \neq 0$, whenever $\theta_1 \neq \mathbf{0}$. Therefore, by Theorem 4.2, the following cases arise:

- $\|N^{\frac{1}{2}-\frac{2}{d}}\varepsilon_N\| \rightarrow 0$: The limiting power of the test (4.3) is α .
- $N^{\frac{1}{2}-\frac{2}{d}}\varepsilon_N \rightarrow h$: The limiting power of the test (4.3) is

$$\Phi \left(z_\alpha - \frac{rpC_{K,2}}{2d\sigma_K} \int_S h^\top (\theta_1 - x) \phi_A^{\frac{d-2}{d}}(x|\theta_1) dx \right).$$

- $\|N^{\frac{1}{2}-\frac{2}{d}}\varepsilon_N\| \rightarrow \infty$ such that $\|N^{\frac{2}{d}}\varepsilon_N\| \rightarrow 0$: Then depending on whether $\int_S h^\top (\theta_1 - x) \phi_A^{\frac{d-2}{d}}(x|\theta_1) dx$ is positive or negative, the limiting power of the test (4.3) is 0 or 1, respectively.
- $\|N^{\frac{2}{d}}\varepsilon_N\| \rightarrow \infty$: The limiting power of the test (4.3) is 1.

Finally, suppose dimension $d = 8$. Again by Theorem 4.2, depending on whether $\|N^{\frac{1}{4}}\varepsilon_N\| \rightarrow 0$ or $\|N^{\frac{1}{4}}\varepsilon_N\| \rightarrow \infty$, the limiting power of the test is 0 or 1, respectively. At the threshold, $\|N^{\frac{1}{4}}\varepsilon_N\| \rightarrow h$, both the gradient and the Hessian term contribute, and the limiting power is

$$\Phi \left(z_\alpha - \frac{rpC_{K,2}}{2d\sigma_K} \int_S h^\top (\theta_1 - x) \phi_A^{\frac{d-2}{d}}(x|\theta_1) dx + \frac{r^2 K}{2\sigma_K} \mathbb{E}_{X \sim \phi_A(\cdot|\theta_1)} \left[\frac{h^\top \nabla_{\theta_1} \phi_A(X|\theta_1)}{\phi_A(X|\theta_1)} \right]^2 \right),$$

as predicted by (4.8).

C.2. $\theta_1 = \mathbf{0}$. In this case, $\int_A h^\top (\theta_1 - x) \phi_A^{\frac{d-2}{d}}(x|\mathbf{0}) = 0$, and Theorem 4.2 cannot be directly used to determine threshold for local power, for $d \geq 9$. However, when $\theta_1 = \mathbf{0}$, a direct calculation shows that the gradient term in (B.3) is exactly zero. To this end, define $\theta_A = \int_A x e^{-\frac{1}{2}\|x-\theta\|^2} dx$. Then the gradient of the normalizing constant is $\nabla_\theta Z_A(\theta) = \int_A (x - \theta) e^{-\frac{1}{2}\|x-\theta\|^2} dx = \theta_A - \theta$. Therefore,

$$\nabla_\theta \phi_A(x|\theta) = \left\{ (x - \theta) - \frac{\theta_A - \theta}{Z_A(\theta)} \right\} \phi_A(x|\theta). \quad (\text{C.1})$$

By symmetry of A , when $\theta = \mathbf{0}$, then $\theta_A = \mathbf{0}$, which implies $\nabla_{\theta=\mathbf{0}} \phi_A(x|\theta) = x \phi_A(x|\mathbf{0})$. In this case, the gradient term (B.15) is exactly zero, as shown in the following lemma:

Lemma C.1. *Let ϕ_A be as above. Then for any $\varepsilon \in \mathbb{R}^d$*

- (a) $\int_{A \times A} \phi_A(x|\mathbf{0}) \varepsilon^\top \nabla_{\theta=\mathbf{0}} \phi_A(x|\theta) \rho_K^{\mathbf{0},\mathbf{0}}(x, y) dx dy = 0$.
- (b) $\int_{A \times A} \phi_A(x|\mathbf{0}) \phi_A(y|\mathbf{0}) \left(\int_{B_A(x, \|x-y\|)} \varepsilon^\top \nabla_{\theta=\mathbf{0}} \phi_A(z|\theta) dz \right) \rho_K^{\mathbf{0},\mathbf{0}}(x, y) dx dy dx dy = 0$.

Proof. Note that

$$\begin{aligned} & \int_{A \times A} \phi_A(x|\mathbf{0}) \varepsilon^\top \nabla_{\theta=\mathbf{0}} \phi_A(y|\theta) \rho_K^{\mathbf{0},\mathbf{0}}(x,y) dx dy \\ &= \frac{1}{N} \int_A \varepsilon^\top y \mathbb{E}(d^\downarrow(y, \mathcal{N}_K(\mathcal{P}_{N\phi_A(\cdot|\mathbf{0})}^y))) dy = 0, \end{aligned} \quad (\text{C.2})$$

since $A = -A$ and $\mathbb{E}(d^\downarrow(y, \mathcal{N}_K(\mathcal{P}_{N\phi_A(\cdot|\mathbf{0})}^y))) = \mathbb{E}(d^\downarrow(-y, \mathcal{N}_K(\mathcal{P}_{N\phi_A(\cdot|\mathbf{0})}^{-y})))$, by symmetry.

Next, let $v_{x,\theta_1}(r, \varepsilon) := \int_{B_A(x,r)} \varepsilon^\top \nabla_{\theta=\mathbf{0}} \phi_A(z|\theta) dz$. By symmetry, for any $r > 0$,

$$v_{x,\theta_1}(r, \varepsilon) = \int_{B_A(x,r)} \varepsilon^\top z \phi_A(z|\mathbf{0}) dz = -v_{-x,\theta_1}(r, \varepsilon),$$

which implies (b). \square

The above lemma and Lemmas B.2 and B.3 implies that, for $\varepsilon_N = hN^{-\frac{1}{4}}$,

$$\frac{1}{\sqrt{N}} \left\{ \mu_N(\mathbf{0}, \varepsilon_N) - \mu_N(\mathbf{0}, \mathbf{0}) \right\} \rightarrow \frac{r^2 K}{2\sigma_K} \mathbb{E}_{X \sim \phi_A(\cdot|\mathbf{0})} \left(h^\top X \right)^2,$$

since $\nabla_{\theta=\mathbf{0}} \log Z_A(\theta) = \frac{\nabla_{\theta=\mathbf{0}} Z_A(\theta)}{Z_A(\theta)} = 0$. This implies that the power of the test (4.3) is

$$\Phi \left(z_\alpha + \frac{r^2 K}{2\sigma_K} \mathbb{E}_{X \sim \phi_A(\cdot|\mathbf{0})} \left(h^\top X \right)^2 \right).$$

This also shows that the limiting power of the test is α or 1, depending on whether $\|N^{\frac{1}{4}}\varepsilon_N\| \rightarrow 0$ or $\|N^{\frac{1}{4}}\varepsilon_N\| \rightarrow \infty$, respectively.

APPENDIX D. SPHERICAL NORMAL

Here, we complete the calculations in Section 4.2.2. Recall, for $\lambda > 0$, the family of densities $\phi_M(\cdot|\lambda)$:

$$\phi_M(x|\lambda) = \frac{1}{Z_M(\lambda)} e^{-\frac{1}{2\lambda}\|x\|^2}, \quad \text{for } x \in [-M, M]^d,$$

where $Z_M(\lambda) := \int_M e^{-\frac{1}{2\lambda}\|x\|^2} dx$, is the normalizing constant. Consider the problem of testing (4.4) based on (4.3), given i.i.d. samples \mathcal{X}_{N_1} and \mathcal{Y}_{N_2} from $\phi_M(\cdot|\lambda_1)$ and $\phi_M(\cdot|\lambda_2)$.

For dimension $d \leq 8$, by Theorem 4.2, depending on whether $N^{\frac{1}{4}}\varepsilon_N \rightarrow 0$, $N^{\frac{1}{4}}\varepsilon_N \rightarrow h$, or $N^{\frac{1}{4}}\varepsilon_N \rightarrow \infty$, the limiting power of the test is 0, (4.7) or (4.8) (depending on whether $d \leq 7$ or $d = 8$) or 1, respectively.

Next, suppose $d \geq 9$. In this case, $\nabla_{\lambda_1} \frac{\text{tr}(\mathbf{H}_x \phi_M(x|\lambda))}{\phi_M(x|\lambda)} = -\frac{2x^\top x - \lambda_1 d}{\lambda_1^3}$, and

$$\begin{aligned} & \int_{[-M, M]^d} h \cdot \nabla_{\lambda_1} \left(\frac{\text{tr}(\mathbf{H}_x \phi_M(x|\lambda_1))}{\phi_M(x|\lambda_1)} \right) \phi_M^{\frac{d-2}{d}}(x|\lambda_1) dx \\ &= -\frac{Z_M(\frac{d\lambda_1}{d-2})}{Z_M(\lambda_1)^{\frac{d-2}{d}}} \frac{h}{\lambda_1^3} \int_{[-M, M]^d} (2x^\top x - \lambda_1 d) \phi_M \left(x \middle| \frac{d\lambda_1}{d-2} \right) \\ &= -\frac{Z_M(\frac{d\lambda_1}{d-2})}{Z_M(\lambda_1)^{\frac{d-2}{d}}} \frac{dh}{\lambda_1^3} (2\mathbb{E}W^2 - \lambda_1), \end{aligned} \quad (\text{D.1})$$

where $W \sim N_M(0, \frac{d\lambda_1}{d-2})$.

Therefore, by Theorem 4.2, the following cases arise:

- $N^{\frac{1}{2}-\frac{2}{d}}\varepsilon_N \rightarrow 0$: The limiting power of the test (4.3) is α .
- $N^{\frac{1}{2}-\frac{2}{d}}\varepsilon_N \rightarrow h$: The limiting power of the test (4.3) is

$$\Phi \left(z_\alpha + \frac{rpC_{K,2}}{4\sigma_K} \frac{Z_M(\frac{d\lambda_1}{d-2})}{Z_M(\lambda_1)^{\frac{d-2}{d}}} \frac{h}{\lambda_1^3} (2\mathbb{E}W^2 - \lambda_1) \right).$$

- $N^{\frac{1}{2}-\frac{2}{d}}\varepsilon_N \rightarrow \pm\infty$ such that $N^{\frac{2}{d}}\varepsilon_N \rightarrow 0$: Then the limiting power of the test (4.3) is 1 or 0, respectively.
- $N^{\frac{2}{d}}\varepsilon_N \rightarrow \infty$: The limiting power of the test (4.3) is 1.

APPENDIX E. THE SYMMETRIZED K -NN TEST

Here, we discuss how the formulas in Theorem 4.2 can be modified for the test based on the symmetrized K -NN graph (1.12). To begin with, note that, as in (B.1),

$$\begin{aligned} \mathbb{E}_{H_1}(T_S(\mathcal{G}(\mathcal{Z}'_N))) &= N_1 N_2 \int_{S \times S} (f(x|\theta_1)f(y|\theta_2) + f(x|\theta_2)f(y|\theta_1)) \rho_K^{\theta_1, \theta_2}(x, y) dx dy \\ &:= \frac{N_1 N_2}{N^2} \mu_N^{(S)}(\theta_1, \theta_2), \end{aligned} \quad (\text{E.1})$$

As before, by the chain rule and differentiating under the integral sign gives

$$\nabla \mu_N^{(S)}(\theta_1, \theta_1) = N^2 \int_{S \times S} \left(f(x|\theta_1) \nabla_{\theta_1} f(y|\theta_1) \rho_K^{\theta_1, \theta_1}(x, y) + 2f(x|\theta_1)f(y|\theta_1) \nabla_{\theta_1} \rho_K^{\theta_1, \theta_1}(x, y) \right) dx dy.$$

since

$$\int_{S \times S} \nabla_{\theta_1} f(x|\theta_1) f(y|\theta_1) \rho_K^{\theta_1, \theta_1}(x, y) dx dy = \int_S \mathbb{E} d^\dagger(x, \mathcal{P}_{Nf(\cdot|\theta_1)}^x) \nabla_{\theta_1} f(x|\theta_1) dx = O(e^{-\frac{N}{2}}),$$

because $\int_S \nabla_{\theta_1} f(x|\theta_1) dx = 0$ and $|\mathbb{E} d^\dagger(x, \mathcal{P}_{Nf(\cdot|\theta_1)}^x) - K| \leq K \mathbb{P}(|\mathcal{P}_{Nf(\cdot|\theta_1)}| \leq K-1) = K \sum_{j=0}^{K-1} \frac{N^j}{j!} e^{-N} \lesssim_K e^{-\frac{N}{2}}$ (since we define $\mathcal{N}_K(S)$ to be empty, if $|S| \leq K$).

Then by Lemma B.4 and Lemma B.5, with $\varepsilon_N = \frac{h}{N^{\frac{1}{2}-\frac{2}{d}}}$, for some $h \in \mathbb{R}^p \setminus \{\mathbf{0}\}$,

$$\frac{\varepsilon_N^\top \nabla \mu_N^{(S)}(\theta_1, \theta_1)}{\sqrt{N}} \rightarrow \frac{r(1-2q)C_{K,2}}{4d} \int_S h^\top \nabla_{\theta_1} \left(\frac{\text{tr}(\mathbf{H}_x f(x|\theta_1))}{f(x|\theta_1)} \right) f^{\frac{d-2}{d}}(x|\theta_1) dx. \quad (\text{E.2})$$

Next, differentiating with respect to θ_2 twice under the integral signs gives, $\mathbf{H} \mu_N^{(S)}(\theta_1, \theta_1) = T_{21} + \frac{3}{2}T_{22} + \frac{3}{2}T_{23}$, where T_{21} , T_{22} , and T_{23} are as defined in (B.46). Then by Lemmas B.10, B.11, and B.12, with $\varepsilon_N = hN^{-\frac{1}{4}}$, for $h \in \mathbb{R}^p \setminus \{\mathbf{0}\}$

$$\frac{\varepsilon_N^\top \mathbf{H} \mu_N(\theta_1, \theta_1) \varepsilon_N}{\sqrt{N}} \rightarrow -\frac{3rK}{2} \cdot \mathbb{E} \left(\frac{h^\top \nabla_{\theta_1} f(X|\theta_1)}{f(X|\theta_1)} \right)^2. \quad (\text{E.3})$$

Therefore, the formula in (4.7) changes to

$$\Phi \left(z_\alpha + \frac{3r^2K}{4\sigma_{S,K}} \mathbb{E} \left[\frac{h^\top \nabla_{\theta_1} f(X|\theta_1)}{f(X|\theta_1)} \right]^2 \right),$$

and the formula in (4.9) becomes

$$\Phi \left(z_\alpha - \frac{r(1-2q)C_{K,2}}{4d\sigma_{S,K}} \int_S h^\top \nabla_{\theta_1} \left(\frac{\text{tr}(\mathbf{H}_x f(x|\theta_1))}{f(x|\theta_1)} \right) f^{\frac{d-2}{d}}(x|\theta_1) dx \right),$$

where $\sigma_{S,K}^2$ is the limiting variance of $\frac{1}{N} \text{Var}(T_S(\mathcal{N}_K(\mathcal{Z}'_N)))$ under the null (which can be obtained from Theorem 3.3 applied to the symmetrized K -NN graph). This shows that Theorem 4.2 holds almost verbatim for the symmetrized K -NN test with the formulas of the limiting power modified as above.

DEPARTMENT OF STATISTICS, UNIVERSITY OF PENNSYLVANIA, PHILADELPHIA, USA, bhaswar@wharton.upenn.edu