

High-energy single diffractive dissociation of nucleons and the 3P-model applicability range

A.A. Godizov*

SRC Institute for High Energy Physics of NRC “Kurchatov Institute”, 142281 Protvino, Russia

Abstract

The adequacy of the triple-Pomeron interaction approximation (the 3P-model) for description of the high-energy single diffractive dissociation of nucleons is analyzed via application to the available experimental data on nucleon-nucleon scattering, including the recent results produced by CMS Collaboration which allow to estimate reliably the triple-Pomeron coupling value. It is argued that the total contribution of secondary Reggeon exchanges is not negligible up to the Tevatron energy.

Introduction

The reaction of high-energy single dissociation of proton, $p + p \rightarrow p + X$ or $\bar{p} + p \rightarrow \bar{p} + X$, where X is the produced hadronic state of mass $M_X \geq m_p + m_{\pi^0}$, is usually called diffractive if the energy fraction lost by the surviving particle, $\xi = (M_X^2 - m_p^2)/s$, does not exceed 0.05. More than 10% of all the proton-(anti)proton collision events at the SPS, Tevatron, and the LHC are single-diffractive. Hence, the importance of the single diffraction (SD) studies at high-energy colliders is evident.

The most natural theoretical framework for description of the SD observables is Regge theory [1], and, in particular, the triple-Pomeron interaction approximation (the 3P-model) for high values of the missing mass ($M_X^2 \gg m_p^2$). The Regge formalism is widely used in the papers on SD phenomenology [2]–[6]. However, regarding the applications of the Pomeron exchange approximation to the high-energy SD processes, such a problem emerges as the presence of secondary Reggeon exchanges (*i.e.*, the necessity of unambiguous determination of the 3P-model applicability range), and this problem is still far from its final solution. The aim of this eprint is to reanalyze the 3P-model practical relevance in view of the recent experimental data produced by the CMS Collaboration [7], as well as to obtain (with the help of these data) a more reliable estimation of the triple-Pomeron coupling value.

The 3P-interaction approximation *versus* available experimental data

Usually, high-energy elastic and single diffraction reactions are treated in terms of the invariant Mandelstam variables $s = (p_1 + p_2)^2$ and $t = (p_1 - p'_1)^2$, where p_1 and p_2 are the 4-momenta of the incoming particles and p'_1 is the 4-momentum of the scattered (anti)proton.

*E-mail: anton.godizov@gmail.com

However, if we take account of the in-channel absorption (the significance of absorptive corrections in SD is discussed in detail in [8] and [9]), then it is more convenient to use such a quantity as the transverse transferred momentum $\vec{\Delta}_\perp$ associated with t by means of the relation $t = -(\vec{\Delta}_\perp^2 + \xi^2 m_p^2)/(1 - \xi) + O(1/s) \approx -\vec{\Delta}_\perp^2$ at $\xi \ll 1$. Below we omit the subscript “ \perp ” and consider all the nonscalar variables as vectors orthogonal to the beam axe.

A reliable way to estimate the impact of secondary Reggeon exchanges on the SD cross-sections is to fit the 3P-model degrees of freedom to the experimental data in that kinematic range wherein the total contribution of secondaries is negligible and, then, to compare the model predictions with other available data.

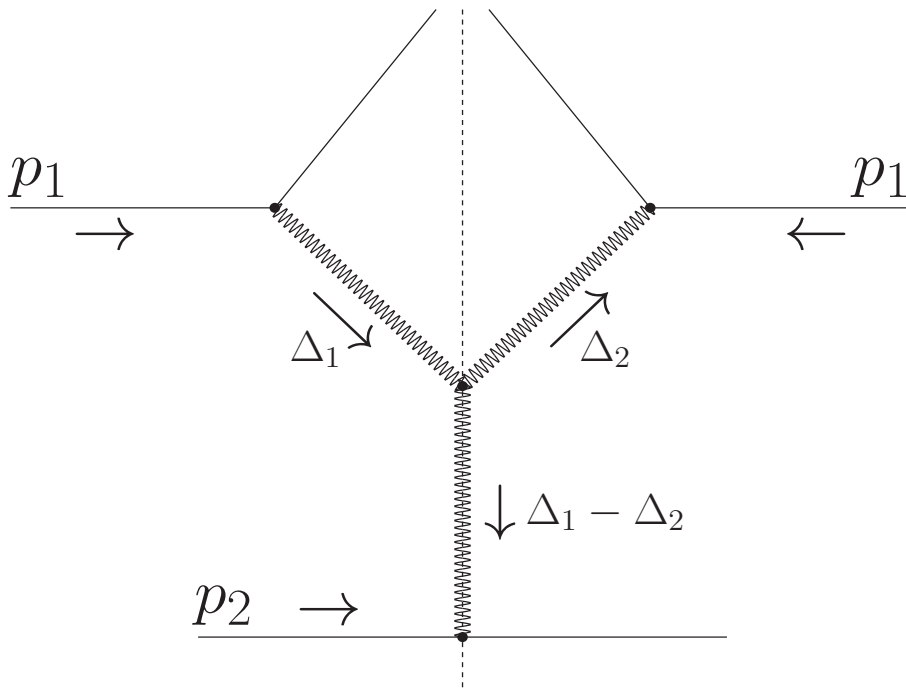


Figure 1: The triple-Pomeron interaction diagram.

First of all, let us formulate concisely the 3P-model itself (the detailed consideration can be found in [1]). The ground of the 3P-approximation is the Mueller generalized optical theorem [10] which allows to relate the SD observables in the asymptotic kinematic regime $\sqrt{s} \gg M_X \gg \{m_p, |\vec{\Delta}|\}$ to the triple-Pomeron interaction amplitude (see Fig. 1):

$$\begin{aligned}
T_{3P}(s, M_X, \vec{\Delta}_1, \vec{\Delta}_2) &= \frac{1}{s} \left(i + \tan \frac{\pi(\alpha_P(-\vec{\Delta}_1^2) - 1)}{2} \right) \left(-i + \tan \frac{\pi(\alpha_P(-\vec{\Delta}_2^2) - 1)}{2} \right) \times \\
&\times g_{ppP}(-\vec{\Delta}_1^2) g_{ppP}(-\vec{\Delta}_2^2) g_{ppP}(-|\vec{\Delta}_1 - \vec{\Delta}_2|^2) g_{3P}(-\vec{\Delta}_1^2, -\vec{\Delta}_2^2, -|\vec{\Delta}_1 - \vec{\Delta}_2|^2) \times \\
&\times \pi^3 \alpha'_P(-\vec{\Delta}_1^2) \alpha'_P(-\vec{\Delta}_2^2) \alpha'_P(-|\vec{\Delta}_1 - \vec{\Delta}_2|^2) \times \\
&\times \left(\frac{s}{2s_0} \right)^{\alpha_P(-\vec{\Delta}_1^2) + \alpha_P(-\vec{\Delta}_2^2)} \left(\frac{M_X^2}{2s_0} \right)^{\alpha_P(-|\vec{\Delta}_1 - \vec{\Delta}_2|^2) - \alpha_P(-\vec{\Delta}_1^2) - \alpha_P(-\vec{\Delta}_2^2)} \sim \\
&\sim \frac{1}{s} \left(\frac{1}{\xi} \right)^{\alpha_P(-\vec{\Delta}_1^2) + \alpha_P(-\vec{\Delta}_2^2)} M_X^{2\alpha_P(-|\vec{\Delta}_1 - \vec{\Delta}_2|^2)},
\end{aligned} \tag{1}$$

where $s_0 = 1 \text{ GeV}^2$, $\alpha_P(t)$ is the Regge trajectory of the Pomeron, $g_{ppP}(t)$ is the Pomeron coupling to nucleon, and the symmetric function $g_{3P}(t_1, t_2, t_3)$ is the 3P-interaction vertex.

Such factors as $\pi\alpha'_P$ and $2^{-\alpha_P}$ are singled out within the Regge residue for the same reasons as for the elastic scattering [11].

If we introduce the Fourier-image of this function,

$$T_{3P}(s, M_X, \vec{b}_1, \vec{b}_2) \equiv \frac{1}{(16\pi^2 s)^2} \int d^2\vec{\Delta}_1 d^2\vec{\Delta}_2 e^{i\vec{\Delta}_1\vec{b}_1} e^{-i\vec{\Delta}_2\vec{b}_2} T_{3P}(s, M_X, \vec{\Delta}_1, \vec{\Delta}_2), \quad (2)$$

then the invariant one-particle inclusive cross-section (with account of absorption) can be represented as [12]

$$16\pi^2 s \frac{d^2\sigma}{dt dM_X^2} = (4s)^2 \int d^2\vec{b}_1 d^2\vec{b}_2 e^{-i\vec{\Delta}\vec{b}_1} e^{i\vec{\Delta}\vec{b}_2} \left[e^{i\delta(s, b_1)} T_{3P}(s, M_X, \vec{b}_1, \vec{b}_2) e^{-i\delta^*(s, b_2)} \right], \quad (3)$$

where $\delta(s, b)$ is the high-energy elastic scattering eikonal (Born amplitude) [11] in the impact parameter representation:

$$\begin{aligned} \delta(s, b) &= \frac{1}{16\pi^2 s} \int d^2\vec{\Delta} e^{i\vec{\Delta}\vec{b}} \delta(s, -\vec{\Delta}^2) = \frac{1}{16\pi s} \int_0^\infty d(\vec{\Delta}^2) J_0(b|\vec{\Delta}|) \delta(s, -\vec{\Delta}^2) = \\ &= \frac{1}{16\pi s} \int_0^\infty d(-t) J_0(b\sqrt{-t}) \left(i + \tan \frac{\pi(\alpha_P(t) - 1)}{2} \right) g_{ppP}^2(t) \pi\alpha'_P(t) \left(\frac{s}{2s_0} \right)^{\alpha_P(t)}. \end{aligned} \quad (4)$$

For making quantitative predictions we need to fix the model degrees of freedom, namely, the unknown functions $\alpha_P(t)$, $g_{ppP}(t)$, and $g_{3P}(t_1, t_2, t_3)$. The Pomeron Regge trajectory and the Pomeron coupling to nucleon should be the same as in the elastic scattering [11],

$$\alpha_P(t) = 1 + \frac{\alpha_P(0) - 1}{1 - \frac{t}{\tau_a}}, \quad g_{ppP}(t) = \frac{g_{ppP}(0)}{(1 - a_g t)^2}, \quad (5)$$

where the free parameters take on the values presented in Table 1.

Such a choice of parametrization for $\alpha_P(t)$ is specified by the following from QCD asymptotic behavior of the Pomeron Regge trajectory [13, 14],

$$\lim_{t \rightarrow -\infty} \alpha_P(t) = 1, \quad (6)$$

and by the conditions

$$\frac{d^n \alpha(t)}{dt^n} > 0 \quad (n = 1, 2, \dots; t < 0) \quad (7)$$

which originate from the dispersion relations for Regge trajectories [1] and are expected to be valid for any Reggeon.¹

Parameter	Value
$\alpha_P(0) - 1$	0.109 ± 0.017
τ_a	$(0.535 \pm 0.057) \text{ GeV}^2$
$g_{ppP}(0)$	$(13.8 \pm 2.3) \text{ GeV}$
a_g	$(0.23 \pm 0.07) \text{ GeV}^{-2}$

Table 1: The parameter values for (5) obtained via fitting to the elastic scattering data.

¹Other analytic properties of parametrizations (5) in no way deserve serious consideration. These expressions should be treated just as some nonanalytic quantitative approximations (valid at low negative t only) to the corresponding true dynamic functions whose analytic structure is still unknown.

Concerning the 3P-coupling, in this eprint we restrict ourselves by the simplest approximation $g_{3P}(t_1, t_2, t_3) \approx g_{3P}(0, 0, 0) \equiv g_{3P}$. Such a rough variant of the 3P-model for the high-energy SD of nucleons is strongly correlated with the Pomeron exchange approximation for the nucleon-nucleon elastic scattering, since g_{3P} determines only the absolute value of the SD observables.² Our ignoring of the nontrivial analytic structure of g_{3P} is justified by the model estimation of the exponential t -slope B of the SD differential cross-section at $\sqrt{s} = 1.8$ TeV and $0.05 \text{ GeV}^2 \leq -t \leq 0.11 \text{ GeV}^2$, $B^{\text{model}} = 11.7 \text{ GeV}^{-2}$, which is quite consistent with the measured value [16]: $B^{E710} = (10.5 \pm 1.8) \text{ GeV}^{-2}$.

To obtain the value of g_{3P} we need just to normalize our variant of the 3P-model to the experimental data in that kinematic range wherein the total contribution of secondary Reggeon interactions is expected to be negligible. The recent CMS data [7] make it possible (see Fig. 2): $g_{3P} = 0.64 \text{ GeV}$. The relative uncertainty of this quantity is not higher than the CMS data normalization uncertainty (10% or even less).

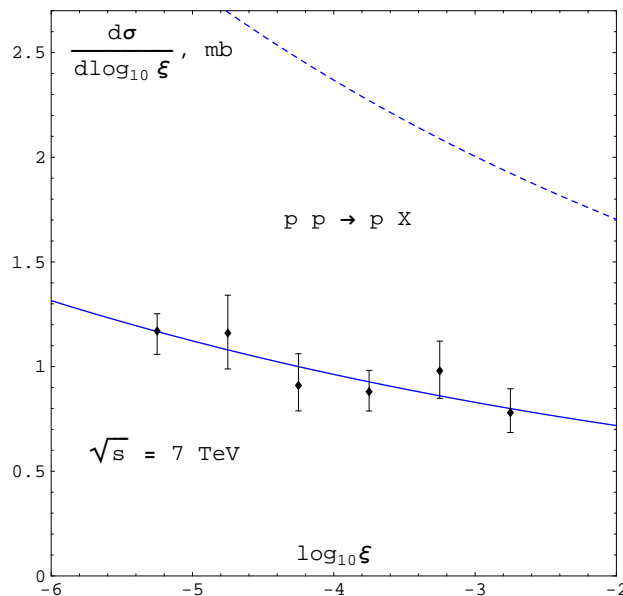


Figure 2: The 3P-model predictions (the solid line) for $g_{3P} = 0.64 \text{ GeV}$ versus the CMS data [7]. The dashed line corresponds to the cross-section without the pp absorptive corrections.

The comparative weakness of the 3P-interaction ($g_{3P}/g_{ppP}(0) \sim 0.05$) allows to neglect the absorptive corrections for the effective Pomeron-proton scattering within the relevant interval of M_X . Namely, the contribution of these corrections into the SD observables is much less than the total experimental uncertainties of the SD cross-sections. Contrary to Pp scattering, the account of the nucleon-nucleon absorption (taken by introduction of factors $e^{i\delta(s,b_1)}$ and $e^{-i\delta^*(s,b_2)}$ in (3)) is crucial since it significantly lowers the cross-section value and allows to reproduce successfully the ξ -behavior of $\frac{d\sigma}{d\log_{10}\xi}$ (compare the solid and dashed lines in Fig. 2). Certainly, the used approximation is invalid at asymptotically high values of M_X , since in the asymptotic regime *all* the absorptive corrections must be taken into account to satisfy the unitarity condition. A discussion of the unitarity problem can be found in [2] and [9].

Comparison of the 3P-model outcomes with other available data on the differential distributions [17, 18, 19] and the integrated cross-section $\sigma_{\text{SD}} = 2 \int \frac{d^2\sigma}{dt dM_X^2} dt dM_X^2$ [16, 17, 20, 21, 22, 23] (see Fig. 3 and Table 2) reveals an absolute incompatibility of the considered approximation with the SD observables at the SPS energies. This divergence is the main subject of further discussion.

²A case of quite different dynamical structure of the Regge residue is discussed in [15].

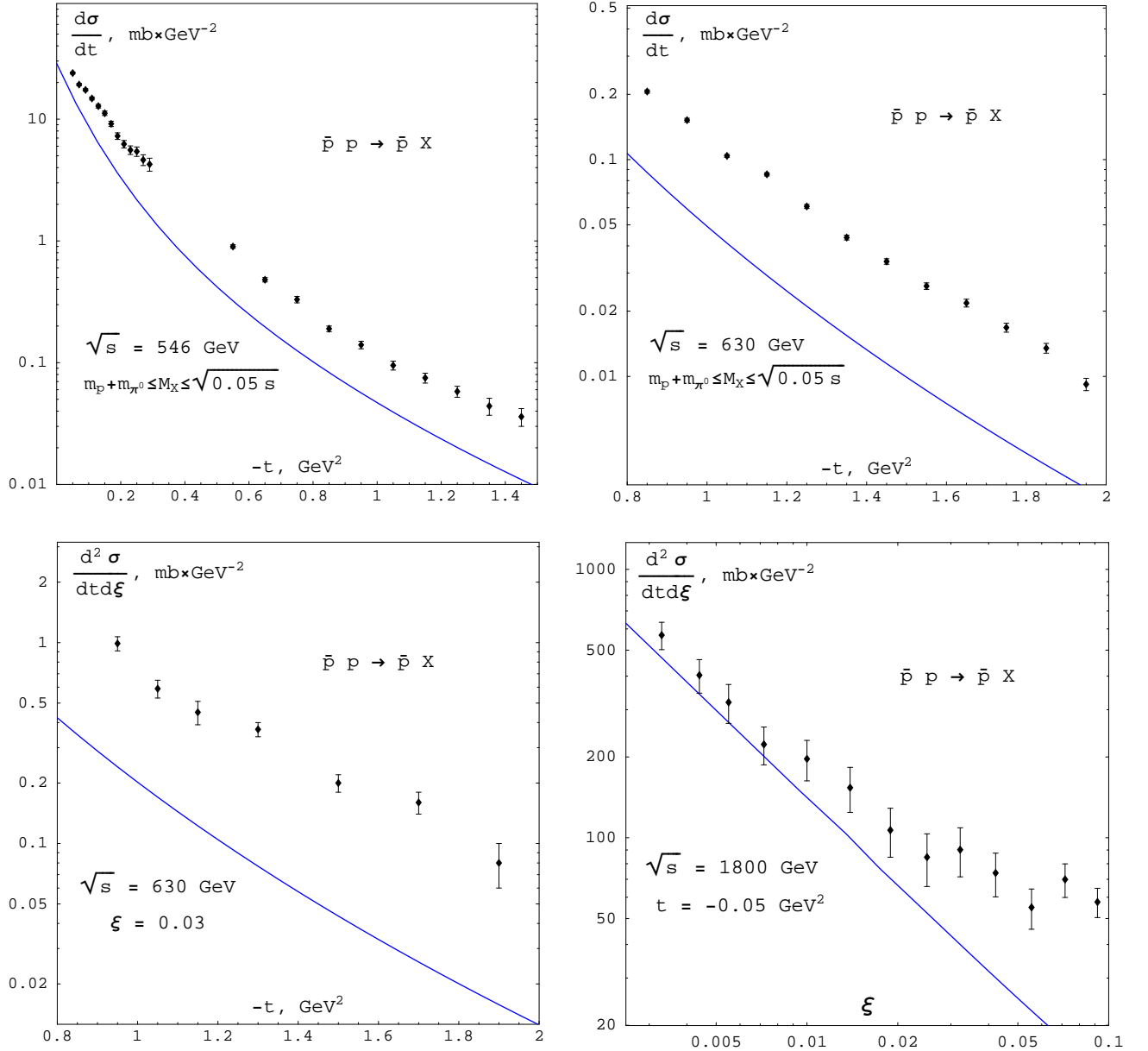


Figure 3: The 3P-model predictions for $g_{3P} = 0.64$ GeV *versus* the UA4 [17], UA8 [18], and CDF [19] data on the SD differential cross-sections.

Discussion

To understand if the 3P-model underestimation of the SD cross-sections at the SPS energies could be interpreted in terms of secondary Reggeon contributions let us consider the collision energy dependence of the nucleon-nucleon total and elastic cross-sections (Fig. 4). Regarding these observables, the whole interval of available \sqrt{s} can be divided into three parts: the region of the Pomeron absolute dominance ($\sqrt{s} > 100$ GeV), the region of the Pomeron relative dominance ($\sqrt{s} > 14$ GeV), and the region of the Pomeron exchange approximation irrelevance ($\sqrt{s} < 14$ GeV). Concerning SD itself, the dynamic structure (1)–(4) of $\frac{d^2\sigma}{dt dM_X^2}$ points to the fact that the 3P-model validity is conditioned rather by low values of ξ and high values of M_X than by high value of \sqrt{s} directly. Therefore, by qualitative analogy with the proton-(anti)proton elastic scattering, it is justified to single out conventionally the following kinematic ranges of

SD: the region of the 3P-interaction absolute dominance, $\frac{10^4 \text{ GeV}^2}{s} < \xi < 2 \cdot 10^{-4}$, and the region of the 3P-interaction relative dominance, $\frac{200 \text{ GeV}^2}{s} < \xi < 0.01$. The former range is null at the SPS and Tevatron. The latter one is null at the ISR and lower energies.

As the observed values of $\sigma_{tot}^{(\bar{p}p)}$ and $\sigma_{el}^{(\bar{p}p)}$ at $\sqrt{s} = 5$ GeV are, respectively, twice and 3-4 times higher than the Pomeron exchange model [11] predictions, so it seems quite natural that the total contribution of secondaries into the $\bar{p}p$ SD differential cross-section is about 75-80% at $\sqrt{s} = 630$ GeV and $\xi = 0.03$ (see Fig. 3).

Experiment	Kinematic range	$\sigma_{SD}^{\text{exp}}(s)$, mb	$\sigma_{SD}^{\text{model}}(s)$, mb
UA4 [17]	$\sqrt{s} = 546$ GeV, $m_p + m_{\pi^0} < M_X < \sqrt{0.05 s}$	9.4 ± 0.7	5.3
UA4 [17]	$\sqrt{s} = 546$ GeV, $4 \text{ GeV} < M_X < \sqrt{0.05 s}$	6.4 ± 0.4	3.5
CDF [22]	$\sqrt{s} = 546$ GeV $\sqrt{1.4} \text{ GeV} < M_X < \sqrt{0.15 s}$	7.89 ± 0.33	5.6
CDF [22]	$\sqrt{s} = 546$ GeV, $4 \text{ GeV} < M_X < \sqrt{0.15 s}$	5.4 ± 0.3	3.9
UA5 [20]	$\sqrt{s} = 0.9$ TeV, $m_p + m_{\pi^0} < M_X < \sqrt{0.05 s}$	7.8 ± 1.2	6.5
ALICE [23]	$\sqrt{s} = 0.9$ TeV, $m_p + m_{\pi^0} < M_X < 200$ GeV	$11.2^{+1.6}_{-2.1}$	6.5
E-710 [21]	$\sqrt{s} = 1.8$ TeV, $m_p + m_{\pi^0} < M_X < \sqrt{0.05 s}$	11.7 ± 2.3	8.5
E-710 [16]	$\sqrt{s} = 1.8$ TeV $\sqrt{2} \text{ GeV} < M_X < \sqrt{0.05 s}$	8.1 ± 1.7	8.0
CDF [22]	$\sqrt{s} = 1.8$ TeV, $\sqrt{1.4} \text{ GeV} < M_X < \sqrt{0.15 s}$	9.46 ± 0.44	8.9
ALICE [23]	$\sqrt{s} = 2.76$ TeV, $m_p + m_{\pi^0} < M_X < 200$ GeV	$12.2^{+3.9}_{-5.3}$	8.8
ALICE [23]	$\sqrt{s} = 7$ TeV, $m_p + m_{\pi^0} < M_X < 200$ GeV	$14.9^{+3.4}_{-5.9}$	11.1

Table 2: The 3P-model predictions for $g_{3P} = 0.64$ GeV *versus* available data on the SD integrated cross-section $\sigma_{SD} = 2 \int \int \frac{d^2\sigma}{dt dM_X^2} dt dM_X^2$.

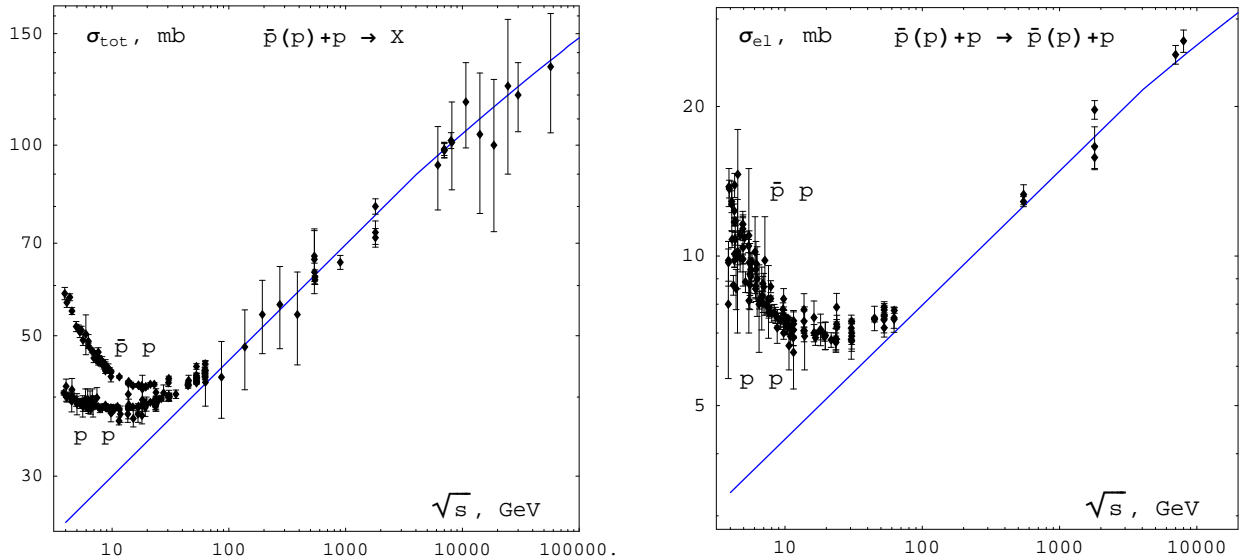


Figure 4: The Pomeron-exchange approximation [11] *versus* the data on the nucleon-nucleon total (left) and elastic (right) cross-sections [24].

As well, at low values of M_X , the impact of f -Reggeon exchanges on the effective Pomeron-proton scattering might be significant (the PPf -vertex), and, certainly, the diffractive excitation of proton to various resonance states noticeably raises the SD cross-section value in the range $M_X < 4$ GeV (for details, see [25]). However, these effects are important in the limited interval of M_X . Consequently, at higher energies, their relative contribution into σ_{SD} decreases, as the upper bound of the M_X -range of the 3P-interaction dominance grows fast with the collision

energy increasing. This is the reason why the 3P-model relative underestimation of the cross-sections integrated over the whole kinematic range of SD at $\sqrt{s} = 1800$ GeV is much smaller than at $\sqrt{s} = 546$ GeV (see Table 2).

In view of the above-presented qualitative analysis, we come to the main conclusions:

- The 3P-model (1)—(4) with constant 3P-vertex yields satisfactory predictions for such SD observables as the t -slope of $d\sigma/dt$ at $\sqrt{s} = 1.8$ TeV and $0.05 \text{ GeV}^2 < -t < 0.11 \text{ GeV}^2$ [16] and the ξ -behavior of $d\sigma/d\xi$ at $\sqrt{s} = 7$ TeV and $10^{-5.5} < \xi < 10^{-2.5}$ [7]. So and thus, this simple approximation allows to obtain a well-grounded estimation of the triple-Pomeron coupling value and is expected to be quite applicable (*i.e.*, to be a reliable phenomenological tool) within the above-mentioned ξ -intervals of the 3P-interaction absolute and relative dominance.
- The 3P-model underestimation of the measured SD cross-sections at the SPS and Tevatron energies gains a natural explanation in terms of secondary Reggeon exchanges and resonance contributions.

Acknowledgments

The author is grateful to V.A. Petrov and R.A. Ryutin for numerous discussions.

References

- [1] P.D.B. Collins, **An Introduction to Regge Theory & High Energy Physics**. Cambridge University Press 1977
- [2] R. Fiore, A. Flachi, L.L. Jenkovszky, F. Paccanoni, and A. Papa, Phys. Rev. D **61** (1999) 034004
- [3] A.Donnachie and P.V. Landshoff, *arXiv*: hep-ph/0305246
- [4] L. Jenkovszky, O. Kuprash, R. Orava, and A. Saliu, Phys. Atom. Nucl. **77** (2014) 1463
- [5] V.A. Khoze, A.D. Martin, and M.G. Ryskin, Int. J. Mod. Phys. A **30** (2015) 1542004
- [6] Yu.M. Shabelski and A.G. Shuvaev, Eur. Phys. J. C **75** (2015) 438
- [7] CMS Collaboration, Phys. Rev. D **92** (2015) 012003
- [8] E. Gotsman, E.M. Levin, and U. Maor, Phys. Rev. D **49** (1994) 4321
- [9] E.S. Martynov and B.V. Struminsky, Phys. Rev. D **53** (1996) 1018
- [10] A.H. Mueller, Phys. Rev. D **2** (1970) 2963
- [11] A.A. Godizov, Eur. Phys. J. C **75** (2015) 224
- [12] R.J. Eden, **High Energy Collisions of Elementary Particles**. Cambridge University Press 1967
- [13] F.E. Low, Phys. Rev. D **12** (1975) 163
S. Nussinov, Phys. Rev. D **14** (1976) 246

- [14] P.D.B. Collins and P.J. Kearney, *Z. Phys. C* **22** (1984) 277
- [15] V.A. Petrov and R.A. Ryutin, *Int. J. Mod. Phys. A* **31** (2016) 1650049
- [16] E-710 Collaboration (N.A. Amos *et al.*), *Phys. Lett. B* **301** (1993) 313
- [17] UA4 Collaboration (M. Bozzo *et al.*), *Phys. Lett. B* **136** (1984) 217
UA4 Collaboration (D. Bernard *et al.*), *Phys. Lett. B* **186** (1987) 227
- [18] UA8 Collaboration (A. Brandt *et al.*), *Nucl. Phys. B* **514** (1998) 3
- [19] K. Goulianos and J. Montanha, *Phys. Rev. D* **59** (1999) 114017
- [20] UA5 Collaboration (R.E. Ansorge *et al.*), *Z. Phys. C* **33** (1986) 175
- [21] E-710 Collaboration (N.A. Amos *et al.*), *Phys. Lett. B* **243** (1990) 158
- [22] CDF Collaboration (F. Abe *et al.*), *Phys. Rev. D* **50** (1994) 5535
- [23] ALICE Collaboration, *Eur. Phys. J. C* **73** (2013) 2456
- [24] Particle Data Group, <http://pdg.lbl.gov/2014/hadronic-xsections/hadron.html>
- [25] L. Jenkovszky, O.E. Kuprash, J.W. Lamsa, and R. Orava,
Mod. Phys. Lett. A **26** (2011) 2029
L. Jenkovszky, O.E. Kuprash, J.W. Lamsa, V.K. Magas, and R. Orava,
Phys. Rev. D **83** (2011) 056014