

Circular orbit spacecraft control at the L4 point using Lyapunov functions

R Agrawal¹ and R N Banavar²

Abstract—The objective of this work is to demonstrate the utility of Lyapunov functions in control synthesis for the purpose of maintaining and stabilizing a spacecraft in a circular orbit at the L4 point in the circular restricted three body problem (CR3BP). Incorporating the requirements of a fixed radius orbit and a desired angular momentum, a Lyapunov function is constructed and the requisite analysis is performed to obtain a controller. Asymptotic stability is proved in a defined region around the L4 point with the help of LaSalle's principle.

I. INTRODUCTION

From [11], the restricted three body problem is defined as follows: Two bodies revolve around their center of mass in circular orbits under the influence of their mutual gravitational attraction and a third body (attracted by the previous two but not influencing their motion) moves in the plane defined by the two revolving bodies. The restricted problem of three bodies is to describe the motion of this third body. In the last few years, the interest concerning the libration points for space applications has risen within the scientific community [1]. This is because the libration points, that are the natural equilibrium solutions of the restricted three-body problem (R3BP), offer the unique possibility to have a fixed configuration with respect to two primaries. Therefore, a libration point mission could fulfill a lot of mission constraints that are not achievable with the classical Keplerian two-body orbits. Moreover, exploiting the stable and unstable part of the dynamics related to these equilibria, low-energy station keeping missions of practical interest can be obtained. Considerable work has been done in the CR3BP with linearized dynamics [4] [7] [9]. [2] presents work on existence of formation flight trajectories near the triangular libration point in the CR3BP using the linearized equations of motion. Feedback linearization techniques have been applied to various formation flights near the vicinity of the libration points [10] [8]. An extensive bibliographical survey of problems in this context can be found in [5]. Taking inspiration from [3], we attempt to exploit the theory of Lyapunov functions and related stability notions to obtain a feedback control law to keep the spacecraft in a circular orbit around the libration point. The document is organized as follows. In the second section we introduce the notations used in this text and the dynamics of a spacecraft in a CR3BP. In the third section we define the characteristics of the desired orbit and propose a Lyapunov function. We carry

out further computation and analysis to construct a suitable controller so as to render the desired orbit as stable. In the fourth section we use LaSalle's invariance principle to prove asymptotic stability of the desired orbit. In [3], a Lyapunov based control is derived to achieve transfer between elliptic Keplerian orbits. Finally, in the fifth section, we present the simulation results with respect to the Earth-Moon system.

II. NOTATION AND SYSTEM MODELLING

We first present the notation used in the document and follow this up with a dynamic model. In fig. 1, m_1 and m_2 are the two primaries, m_s is the spacecraft, in a three body problem. $L4$ is one of the two triangular libration points. $m_1, m_2, L4$ form a plane in which the system of the two primaries rotate. The frame attached to the rotating system is called the synodic frame. r_{mi} is the distance of m_i from the centre of mass (COM) of the two primaries, r_{is} is the position vector of spacecraft from m_i , r_s is the position vector of the spacecraft from the COM, r_c is the L4 point from the COM, r_{cs} is position of spacecraft from L4. ϕ is the angle of rotation of the synodic (rotating) frame with respect to the sidereal (inertial) frame. The subscript b represents vectors in the synodic frame and S is the sidereal (inertial) frame. Axes x_i, y_i are along the inertial frame and x_s, y_s are along the synodic.

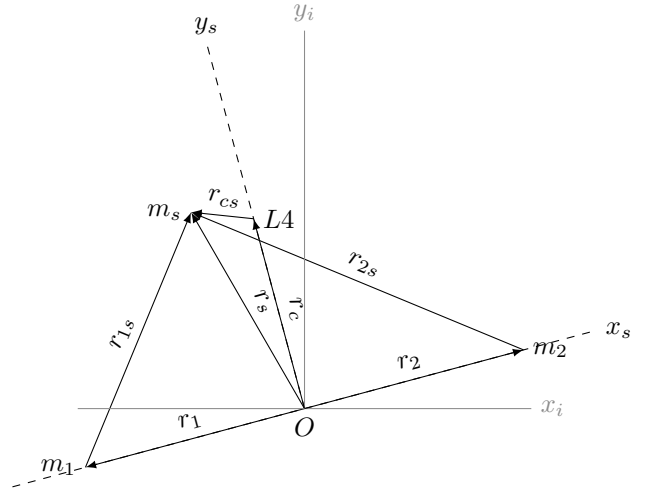


Fig. 1. The three body system with spacecraft in vicinity of L4 point

From Newton's law, we have the dynamics of the satellite expressed as

$$m_3 \ddot{r}_{ss} = \frac{km_1 m_3}{\|r_{1s}\|^2} (-\hat{r}_{1s}) + \frac{km_2 m_3}{\|r_{2s}\|^2} (-\hat{r}_{2s}) + u \quad (1)$$

¹Rachana Agrawal is with the Department of Aerospace Engineering, Indian Institute of Technology Bombay

²Ravi N Banavar is with the Department of Systems and Control Engineering, Indian Institute of Technology Bombay

where u denotes the external force applied by the actuators. The spatial and body (synodic) coordinate representations of the position vectors are related by

$$r_S = Rr_b \quad (2)$$

where R is the rotation matrix relating the synodic (or rotating) frame to the spatial frame, given by the matrix

$$\begin{pmatrix} \cos\phi & \sin\phi & 0 \\ -\sin\phi & \cos\phi & 0 \\ 0 & 0 & 1 \end{pmatrix}$$

where ϕ denotes the angle of rotation. Note that we are concerned with planar rotations. Differentiating (2) twice, we have

$$\ddot{r}_{sS} = \ddot{R}r_{sb} + 2\dot{R}\dot{r}_{sb} + R\ddot{r}_{sb} \quad (3)$$

Our objective is to express (1) in the body frame coordinates. We proceed as follows. We substitute this expression in the left of (1) and employ

$$r_{1sS} = Rr_{1sb} = R(r_{1cb} + r_{csb})$$

on the right side to yield

$$\begin{aligned} RHS &= \frac{km_1m_3}{||r_{1sS}||^3}(-r_{1sS}) + \frac{km_2m_3}{||r_{2sS}||^3}(-r_{2sS}) \\ &= \frac{-Rkm_1m_3}{||r_{1sb}||^3}(r_{1cb} + r_{csb}) + \frac{-Rkm_2m_3}{||r_{2sS}||^3}(r_{2cb} + r_{csb}) \end{aligned}$$

(1) now reads as

$$\begin{aligned} \ddot{R}r_{sb} + 2\dot{R}\dot{r}_{sb} + R\ddot{r}_{sb} &= \frac{-Rkm_1m_3}{||r_{1sb}||^3}(r_{1cb} + r_{csb}) \\ &\quad + \frac{-Rkm_2m_3}{||r_{2sS}||^3}(r_{2cb} + r_{csb}) \end{aligned}$$

Regrouping terms

$$\ddot{r}_{sb} = -R^{-1}\ddot{R}r_{sb} - 2R^{-1}\dot{R}\dot{r}_{sb} - k\left(\frac{r_{1cb} + r_{csb}}{||r_{1sb}||^3} + \frac{r_{2cb} + r_{csb}}{||r_{2sb}||^3}\right)$$

and using the expressions

$$\dot{R} = R\hat{\omega} \quad \ddot{R} = \dot{R}\hat{\omega} = R\hat{\omega}\hat{\omega}$$

where ω is the angular velocity of the two primaries about the COM, we have

$$\begin{aligned} \ddot{r}_{csb} &= \dot{\phi}^2 r_{csb} + \ddot{\phi} r_{cb} - 2\hat{\omega}\dot{r}_{csb} \\ &\quad - \frac{km_1}{||r_{1sb}||^3}(r_{csb} + r_{1cb}) - \frac{km_2}{||r_{2sb}||^3}(r_{csb} + r_{2cb}) \end{aligned} \quad (4)$$

(4) represents the natural dynamics of spacecraft near the L4 point. Now we introduce the control term as follows:

$$\ddot{r}_{csb} = f(r_{csb}, \dot{r}_{csb}) + \bar{u}_b \quad (5)$$

where $f(r_{csb}, \dot{r}_{csb})$ is from (4), $\bar{u}_b \in \mathbb{R}^3$ is the control force applied to the spacecraft. A word on notation:

$$\hat{\omega} = \dot{\phi} \begin{pmatrix} 0 & 0 & 0 \\ 0 & 0 & -1 \\ 0 & 1 & 0 \end{pmatrix}$$

Note that for the circular restricted three body problem ω is constant and is given by

$$\omega = \dot{\phi} = \sqrt{\frac{F_{12}}{m_1 r_1}} \Rightarrow \ddot{R} = -\dot{\phi}^2 R_\phi$$

and

$$r_{sb} = r_{cb} + r_{csb} \quad \text{with} \quad \ddot{r}_{sb} = \ddot{r}_{csb}$$

since $\ddot{r}_{cb} = 0$ as it is the L4 point and is stationary in the synodic frame.

III. LYAPUNOV FUNCTION AND ANALYSIS

For further analysis, we characterize the orbits around the L4 point by a two-tuple (d, L_d) , where d stands for the magnitude of the radius of the orbit and L_d is the desired angular momentum. For a circular orbit of a pre-specified radius around the triangular libration point the candidate Lyapunov function must hence incorporate three objectives:

- The velocity vector is perpendicular to the position vector,

$$r_{csb} \cdot \dot{r}_{csb} = 0$$

- The angular momentum is constant,

$$r_{csb} \times \ddot{r}_{csb} = 0$$

- The orbital radius is of a specified magnitude,

$$||r_{csb}|| = d$$

Based on these requirements, the following candidate Lyapunov function is selected

$$\begin{aligned} V(r_{csb}, \dot{r}_{csb}) &= \frac{1}{2}(|\dot{r}_{csb}|^2 + |r_{csb} \times \dot{r}_{csb} - L_d|^2) \\ &\quad + \frac{a}{2}(|r_{csb}| - d)^2 \end{aligned} \quad (6)$$

where L_d is the desired angular momentum and $a > 0$ is a tuning parameter for control design purpose. Now

$$\begin{aligned} \frac{dV}{dt} &= (r_{csb} \cdot \dot{r}_{csb})(|\dot{r}_{csb}|^2 + r_{csb} \cdot \ddot{r}_{csb}) \\ &\quad + (r_{csb} \times \dot{r}_{csb} - L_d) \cdot (r_{csb} \times \ddot{r}_{csb}) \\ &\quad + a(|r_{csb}| - d) \frac{r_{csb} \cdot \dot{r}_{csb}}{||r_{csb}||} \end{aligned}$$

Using the identity: $(a \times b) \cdot (c \times d) = (a \cdot c)(b \cdot d) - (a \cdot d)(b \cdot c)$

$$\begin{aligned} (r_{csb} \times \dot{r}_{csb}) \cdot (r_{csb} \times \ddot{r}_{csb}) &= ||r_{csb}||^2 (\dot{r}_{csb} \cdot \ddot{r}_{csb}) \\ &\quad - (r_{csb} \cdot \ddot{r}_{csb})(r_{csb} \cdot \dot{r}_{csb}) \end{aligned}$$

$$\begin{aligned} \frac{dV}{dt} &= (r_{csb} \cdot \dot{r}_{csb})|\dot{r}_{csb}|^2 + (r_{csb} \cdot \ddot{r}_{csb})(r_{csb} \cdot \dot{r}_{csb}) \\ &\quad + ||r_{csb}||^2 (\dot{r}_{csb} \cdot \ddot{r}_{csb}) - (r_{csb} \cdot \ddot{r}_{csb})(r_{csb} \cdot \dot{r}_{csb}) \\ &\quad - L_d \cdot (r_{csb} \times \ddot{r}_{csb}) + a(|r_{csb}| - d) \frac{r_{csb} \cdot \dot{r}_{csb}}{||r_{csb}||} \end{aligned} \quad (7)$$

$$\begin{aligned} &= (r_{csb} \cdot \dot{r}_{csb})|\dot{r}_{csb}|^2 + ||r_{csb}||^2 (\dot{r}_{csb} \cdot \ddot{r}_{csb}) \\ &\quad - L_d \cdot (r_{csb} \times \ddot{r}_{csb}) + a(|r_{csb}| - d) \frac{r_{csb} \cdot \dot{r}_{csb}}{||r_{csb}||} \end{aligned}$$

Now we substitute (5) in the above equation and evaluate each term separately to obtain

$$\begin{aligned}
\dot{r}_{cs_b} \cdot \ddot{r}_{cs_b} &= \dot{r}_{cs_b} \cdot (\dot{\phi}^2 r_{cs_b} + \dot{\phi}^2 r_{c_b} - \frac{km_1}{||r_{1s_b}||^3} (r_{cs_b} + r_{1c_b}) \\
&\quad - \frac{km_2}{||r_{2s_b}||^3} (r_{cs_b} + r_{2c_b})) \\
&\quad + \dot{r}_{cs_b} \cdot (-2\hat{\omega} \dot{r}_{cs_b}) + \dot{r}_{cs_b} \cdot \bar{u}_b \\
\dot{r}_{cs_b} \cdot \ddot{r}_{cs_b} &= \dot{r}_{cs_b} \cdot (\dot{\phi}^2 r_{c_b} - \frac{km_1}{||r_{1s_b}||^3} (r_{1c_b}) - \frac{km_2}{||r_{2s_b}||^3} (r_{2c_b})) \\
&\quad + \dot{r}_{cs_b} \cdot r_{cs_b} (\dot{\phi}^2 - \frac{km_1}{||r_{1s_b}||^3} - \frac{km_2}{||r_{2s_b}||^3}) + \dot{r}_{cs_b} \cdot \bar{u}_b \\
r_{cs_b} \times \ddot{r}_{cs_b} &= r_{cs_b} \times (\dot{\phi}^2 r_{c_b} - 2\hat{\omega} \dot{r}_{cs_b} \\
&\quad - \frac{km_1}{||r_{1s_b}||^3} (r_{cs_b} + r_{1c_b}) - \frac{km_2}{||r_{2s_b}||^3} (r_{cs_b} + r_{2c_b})) \\
&\quad + r_{cs_b} \times \dot{\phi}^2 r_{cs_b} + r_{cs_b} \times \bar{u}_b \\
&= r_{cs_b} \times (\dot{\phi}^2 r_{c_b} - 2\hat{\omega} \dot{r}_{cs_b} - \frac{km_1}{||r_{1s_b}||^3} (r_{1c_b}) \\
&\quad - \frac{km_2}{||r_{2s_b}||^3} (r_{2c_b})) + r_{cs_b} \times \bar{u}_b
\end{aligned} \tag{8}$$

Evaluating (4) at L4 we get the following identity

$$\dot{\phi}^2 r_{c_b} - \frac{km_1}{||r_{1c_b}||^3} (r_{1c_b}) - \frac{km_2}{||r_{2c_b}||^3} (r_{2c_b}) = 0 \tag{10}$$

To simplify further analysis, we now make the following assumption:

Assumption 1: The radius of orbit of spacecraft is negligible compared to distance of libration point from the two primaries. Hence $||r_{1s_b}|| \approx ||r_{1c_b}||$. \square .

With the above assumption, (8) and (9) reduce to

$$\begin{aligned}
\dot{r}_{cs_b} \cdot \ddot{r}_{cs_b} &= \dot{r}_{cs_b} \cdot r_{cs_b} (\dot{\phi}^2 - \frac{km_1}{||r_{1s_b}||^3} - \frac{km_2}{||r_{2s_b}||^3}) + \dot{r}_{cs_b} \cdot \bar{u}_b \\
r_{cs_b} \times \ddot{r}_{cs_b} &= r_{cs_b} \times (-2\hat{\omega} \dot{r}_{cs_b}) + r_{cs_b} \times \bar{u}_b
\end{aligned}$$

Thus (7) reduces to

$$\begin{aligned}
\frac{dV}{dt} &= (r_{cs_b} \cdot \dot{r}_{cs_b}) ||\dot{r}_{cs_b}||^2 + ||r_{cs_b}||^2 (\dot{r}_{cs_b} \cdot r_{cs_b} (\dot{\phi}^2 \\
&\quad - \frac{km_1}{||r_{1s_b}||^3} - \frac{km_2}{||r_{2s_b}||^3}) + \dot{r}_{cs_b} \cdot \bar{u}_b) \\
&\quad - L_d \cdot (r_{cs_b} \times (-2\hat{\omega} \dot{r}_{cs_b}) + r_{cs_b} \times \bar{u}_b) \\
&\quad + a(||r_{cs_b}|| - d) \frac{r_{cs_b} \cdot \dot{r}_{cs_b}}{||r_{cs_b}||} \\
&= ||r_{cs_b}||^2 (r_{cs_b} \cdot \dot{r}_{cs_b}) (\dot{\phi}^2 + \frac{||\dot{r}_{cs_b}||^2}{||r_{cs_b}||^2} - \frac{km_1}{||r_{1s_b}||^3} - \frac{km_2}{||r_{2s_b}||^3}) \\
&\quad - L_d \cdot (r_{cs_b} \times (-2\hat{\omega} \dot{r}_{cs_b})) + ||r_{cs_b}||^2 (\dot{r}_{cs_b} \cdot \bar{u}_b) \\
&\quad - L_d \cdot (r_{cs_b} \times \bar{u}_b) + a(||r_{cs_b}|| - d) \frac{r_{cs_b} \cdot \dot{r}_{cs_b}}{||r_{cs_b}||}
\end{aligned}$$

Using the identity: $a \cdot (b \times c) = ca \times b$

$$\begin{aligned}
\frac{dV}{dt} &= ||r_{cs_b}||^2 (r_{cs_b} \cdot \dot{r}_{cs_b}) (\dot{\phi}^2 + \frac{||\dot{r}_{cs_b}||^2}{||r_{cs_b}||^2} - \frac{km_1}{||r_{1s_b}||^3} \\
&\quad - \frac{km_2}{||r_{2s_b}||^3}) - (-2\hat{\omega} \dot{r}_{cs_b}) \cdot (L_d \times r_{cs_b}) \\
&\quad + \bar{u}_b \cdot (\dot{r}_{cs_b} ||r_{cs_b}||^2 - L_d \times r_{cs_b}) \\
&\quad + a(||r_{cs_b}|| - d) \frac{r_{cs_b} \cdot \dot{r}_{cs_b}}{||r_{cs_b}||}
\end{aligned} \tag{11}$$

Based on the need to render the time-derivative of the Lyapunov function to be negative semi-definite, we select the controller as

$$\begin{aligned}
\bar{u}_b &= -\beta (\dot{r}_{cs_b} ||r_{cs_b}||^2 - L_d \times r_{cs_b}) + \dot{r}_{cs_b} \times \eta \\
&\quad + q r_{cs_b} - \frac{a(||r_{cs_b}|| - d)}{||r_{cs_b}||^3} r_{cs_b}
\end{aligned} \tag{12}$$

where $\eta \in \mathbb{R}^3$ and $q \in \mathbb{R}$ are to be chosen on further analysis. Note that the controller is such that the first term renders the third term of (11) as negative. However the other terms do remain. Hence the additional two degree of freedom η and q appear in the proposed form.

Define

$$p \triangleq \dot{\phi}^2 + \frac{||\dot{r}_{cs_b}||^2}{||r_{cs_b}||^2} - \frac{km_1}{||r_{1s_b}||^3} - \frac{km_2}{||r_{2s_b}||^3} \tag{13}$$

and rewrite

$$\begin{aligned}
\frac{dV}{dt} &= ||r_{cs_b}||^2 (r_{cs_b} \cdot \dot{r}_{cs_b}) p - (-2\hat{\omega} \dot{r}_{cs_b}) \cdot (L_d \times r_{cs_b}) \\
&\quad - (\beta (\dot{r}_{cs_b} ||r_{cs_b}||^2 - L_d \times r_{cs_b}) + \dot{r}_{cs_b} \times \eta + q r_{cs_b}) \cdot \\
&\quad (\dot{r}_{cs_b} ||r_{cs_b}||^2 - L_d \times r_{cs_b}) + a(||r_{cs_b}|| - d) \frac{r_{cs_b} \cdot \dot{r}_{cs_b}}{||r_{cs_b}||} \\
&\quad + (-\frac{a(||r_{cs_b}|| - d)}{||r_{cs_b}||^3} r_{cs_b}) \cdot (\dot{r}_{cs_b} ||r_{cs_b}||^2) \\
&= -\beta ||(\dot{r}_{cs_b} ||r_{cs_b}||^2 - L_d \times r_{cs_b})||^2 \\
&\quad + ||r_{cs_b}||^2 (r_{cs_b} \cdot \dot{r}_{cs_b}) (p + q) \\
&\quad - (-2\hat{\omega} \dot{r}_{cs_b} + \dot{r}_{cs_b} \times \eta) \cdot (L_d \times r_{cs_b}) \\
&\quad + (\dot{r}_{cs_b} \times \eta) \cdot (\dot{r}_{cs_b} ||r_{cs_b}||^2) - (q r_{cs_b}) \cdot (L_d \times r_{cs_b})
\end{aligned}$$

From the fact that

$$\begin{aligned}
(\dot{r}_{cs_b} \times \eta) \cdot (\dot{r}_{cs_b} ||r_{cs_b}||^2) &= 0 \\
(q r_{cs_b}) \cdot (L_d \times r_{cs_b}) &= 0
\end{aligned}$$

and choosing

$$q = -p \quad \text{and} \quad \eta = -2\omega \tag{14}$$

that ensures

$$p + q = 0$$

$$-2\hat{\omega} \dot{r}_{cs_b} + \dot{r}_{cs_b} \times \eta = 0$$

we have

$$\frac{dV}{dt} = -\beta ||(\dot{r}_{cs_b} ||r_{cs_b}||^2 - L_d \times r_{cs_b})||^2 \leq 0 \tag{15}$$

IV. APPLICATION OF LASALLE'S INVARIANCE PRINCIPLE

To prove asymptotic stability of the desired orbit, we employ LaSalle's invariance principle [6].

Claim 4.1: Consider the positively invariant and compact set

$$\Omega = \{(r_{csb}, \dot{r}_{csb}) \in (\mathbb{R}^3 \times \mathbb{R}^3) \mid \|r_{csb}\| \leq l, V(r_{csb}, \dot{r}_{csb}) \leq c\} \quad (16)$$

The largest invariant set in

$$E = \{(r_{csb}, \dot{r}_{csb}) \in \Omega \mid \dot{V} = 0\}$$

is $\{(r_{csb}, \dot{r}_{csb}) : \|r_{csb}\| = d, r_{csb} \times \dot{r}_{csb} = L_d\}$.

Proof: From (15) it is clear that the set Ω is positively invariant. Also, from the construction of the set, it is evident that the set is closed and bounded. Since $\Omega \subset \mathbb{R}^{3 \times 3}$, closed and bounded implies compactness.

Now consider the set $E = \{(r_{csb}, \dot{r}_{csb}) \in \Omega \mid \dot{V} = 0\}$. This implies (from (15))

$$\begin{aligned} -\beta \|\dot{r}_{csb}\| \|r_{csb}\|^2 - L_d \times r_{csb} &= 0 \\ \dot{r}_{csb} \|r_{csb}\|^2 - L_d \times r_{csb} &= 0 \end{aligned} \quad (17)$$

taking dot product of above equation with r_{csb}

$$\begin{aligned} r_{csb} \cdot (\dot{r}_{csb} \|r_{csb}\|^2 - L_d \times r_{csb}) &= 0 \\ (r_{csb} \cdot \dot{r}_{csb}) \|r_{csb}\|^2 - r_{csb} \cdot (L_d \times r_{csb}) &= 0 \end{aligned}$$

Second term vanishes, which gives

$$r_{csb} \cdot \dot{r}_{csb} = 0 \quad (18)$$

Now, taking dot product of equation (17) with \dot{r}_{csb}

$$\begin{aligned} \dot{r}_{csb} \cdot (\dot{r}_{csb} \|r_{csb}\|^2 - L_d \times r_{csb}) &= 0 \\ (\dot{r}_{csb} \cdot \dot{r}_{csb}) \|r_{csb}\|^2 - \dot{r}_{csb} \cdot (L_d \times r_{csb}) &= 0 \\ \|\dot{r}_{csb}\|^2 \|r_{csb}\|^2 - L_d \cdot (r_{csb} \times \dot{r}_{csb}) &= 0 \end{aligned} \quad (19)$$

Using equation (18) we can write

$$r_{csb} \times \dot{r}_{csb} = \|r_{csb}\| \|\dot{r}_{csb}\| \quad (20)$$

Equation (19) can be re-written as

$$\begin{aligned} (r_{csb} \times \dot{r}_{csb}) \cdot (r_{csb} \times \dot{r}_{csb}) - L_d \cdot (r_{csb} \times \dot{r}_{csb}) &= 0 \\ L_d &= r_{csb} \times \dot{r}_{csb} \end{aligned} \quad (21)$$

Equations (18) and (21) imply that the orbits lying in the limit set E are circular with constant radius.

Further, the acceleration term (5) can be reduced as follows:

$$\begin{aligned} \ddot{r}_{csb} &= \dot{\phi}^2 r_{csb} + \dot{\phi}^2 r_{cb} - 2\dot{\omega} \dot{r}_{csb} - \frac{km_1}{\|r_{1sb}\|^3} (r_{csb} + r_{1cb}) \\ &\quad - \frac{km_2}{\|r_{2sb}\|^3} (r_{csb} + r_{2cb}) - \beta (\dot{r}_{csb} \|r_{csb}\|^2 - L_d \times r_{csb}) \\ &\quad + 2\dot{\omega} \dot{r}_{csb} - (\dot{\phi}^2 + \frac{\|\dot{r}_{csb}\|^2}{\|r_{csb}\|^2} - \frac{km_1}{\|r_{1sb}\|^3} - \frac{km_2}{\|r_{2sb}\|^3}) r_{csb} \\ &\quad - \frac{a(\|r_{csb}\| - d)}{\|r_{csb}\|^3} r_{csb} \\ &= \dot{\phi}^2 r_{cb} - \frac{km_1}{\|r_{1sb}\|^3} r_{1cb} - \frac{km_2}{\|r_{2sb}\|^3} r_{2cb} - \frac{\|\dot{r}_{csb}\|^2}{\|r_{csb}\|^2} r_{csb} \\ &\quad - \beta (\dot{r}_{csb} \|r_{csb}\|^2 - L_d \times r_{csb}) - \frac{a(\|r_{csb}\| - d)}{\|r_{csb}\|^3} r_{csb} \end{aligned}$$

Using the assumption made earlier ($\|r_{1sb}\| \approx \|r_{1cb}\|$) and equation (10) we have

$$\begin{aligned} \ddot{r}_{csb} &= -\beta (\dot{r}_{csb} \|r_{csb}\|^2 - L_d \times r_{csb}) - \frac{\|\dot{r}_{csb}\|^2}{\|r_{csb}\|^2} r_{csb} \\ &\quad - \frac{a(\|r_{csb}\| - d)}{\|r_{csb}\|^3} r_{csb} \end{aligned}$$

When the system approaches steady state the first term in above equation renders zero. So we have following

$$\ddot{r}_{csb} = -\frac{\|\dot{r}_{csb}\|^2}{\|r_{csb}\|^2} r_{csb} - \frac{a(\|r_{csb}\| - d)}{\|r_{csb}\|^3} r_{csb} \quad (22)$$

Since the steady state orbit is a circular orbit with constant speed and angular momentum, the acceleration above should be equal to the centripetal acceleration

$$\ddot{r}_{csb} = -\frac{\|\dot{r}_{csb}\|^2}{\|r_{csb}\|^2} r_{csb} \quad (23)$$

Equations (22) and (23) imply second term in (22) should be zero, which results in

$$\|r_{csb}\| = d \quad (24)$$

Therefore the steady state orbit is a circular orbit (18) with constant angular momentum (21) and desired radius (24).

V. NUMERICAL SIMULATIONS

Simulations were performed for a spacecraft initially located near the Earth-Moon L4 point using a numerical integration scheme. The following parameters were used:

r_{csb}	[7000 0 0]
\dot{r}_{csb}	[0 10 0]
L_d	[0 0 44000]
d	5000

TABLE I
INITIAL AND DESIRED CONDITIONS

ω	[0 0 2.66e-06]
β	1e-7
a	$d^2/100$

TABLE II
PARAMETERS AND CONSTANTS

From the fig. 3 it can be seen that spacecraft settles into the orbit after 2000 seconds. But the impulsive force is required only for 1 second. Parameters β and a can be improved to obtain better results. This can be extended to three deimensions as well. Although the radius settles down, angular momentum oscillates over a long period of time. But the amplitude of oscillation is about $26 \text{ m}^2/\text{s}$ which is about 0.06% of the mean value.

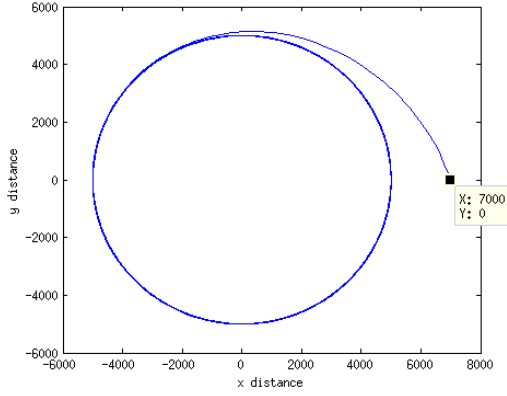


Fig. 2. Spacecraft trajectory in 2D

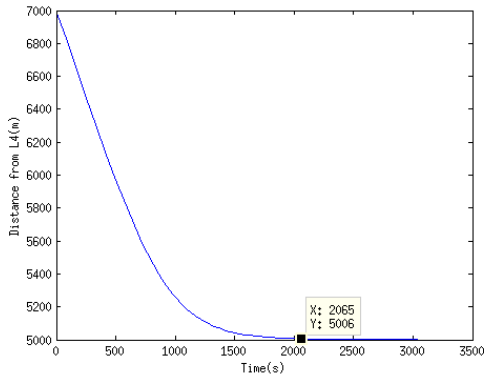


Fig. 3. Distance of spacecraft from L4 with time

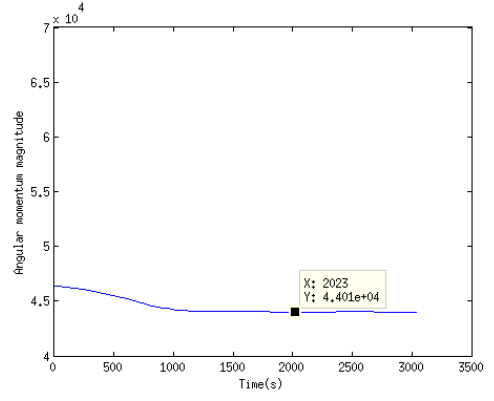


Fig. 4. Magnitude of angular momentum of spacecraft with time

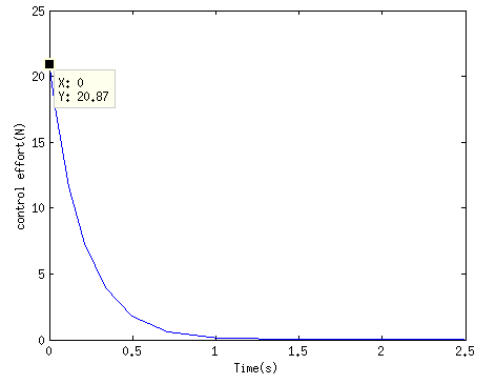


Fig. 5. Control effort during the initial 2 sec

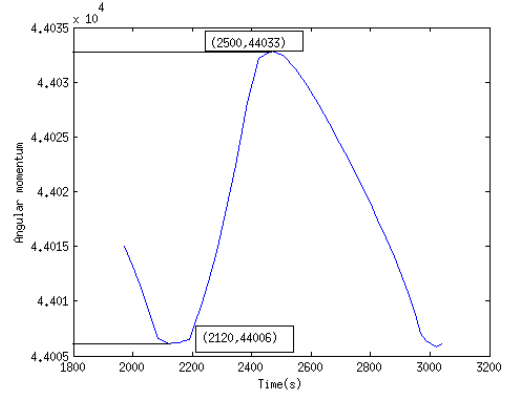


Fig. 6. Magnitude of angular momentum of spacecraft over a time period showing the amplitude of oscillations

VI. CONCLUSION AND FUTURE WORK

In this work, using Lyapunov theory we have shown that asymptotically stable orbits around the triangular libration point can be achieved with low thrust solutions. The initial thrust is required for a short time to transfer from an arbitrary initial position to a circular orbit. Subsequent stationkeeping requires negligible thrust. This concept can be extended to transfer from one circular orbit to another. We are yet to explore all the facets of this controller completely.

This analysis did not include the perturbation effects by Solar gravity and other planets. Further work could include these and modify the control law accordingly. This can then lay a ground work for spacecraft formations.

REFERENCES

- [1] E Canalias, G Gomez, M Marcote, and JJ Masdemont. Assessment of mission design including utilization of libration points and weak stability boundaries. *Citeseer*, 2004.
- [2] Kathryn A Catlin and Craig A McLaughlin. Earth-moon triangular libration point spacecraft formations. *Journal of Spacecraft and Rockets*, 44(3):660–670, 2007.
- [3] Dong Eui Chang, David F Chichka, and Jerrold E Marsden. Lyapunov-based transfer between elliptic keplerian orbits. *Citeseer*, 2002.
- [4] A. Deprit and A. Deprit-Bartholome. Stability of the triangular Lagrangian points. *The Astronomical Journal* 72 (2), 72:173, March 1967.
- [5] G. Gómez and G.G.C.S.J.L.R. Martinez. *Dynamics and Mission Design Near Libration Points, Vol I: Fundamentals: the Case of Collinear Libration Points*. Number v. 1 in World Scientific monograph series in mathematics. World Scientific, 2001.
- [6] H.K. Khalil. *Nonlinear Systems*. Pearson Education. Prentice Hall, 2002.
- [7] A.M. Leontovich. "on the stability of the lagrange periodic solutions of the restricted problem of three bodies". *Soviet Math. Dokl.* 3, pages 425–428, 1962.
- [8] BG Marchand and KC Howell. Control strategies for formation flight in the vicinity of the libration points. *Journal of guidance, control, and dynamics*, 28(6):1210–1219, 2005.
- [9] AP Markeev. On the stability of the triangular libration points in the circular bounded three-body problem: Pmm vol. 33. no. 1, 1969, pp. 112–116. *Journal of Applied Mathematics and Mechanics*, 33(1):105–110, 1969.
- [10] K T Alfred S R Vadali, H W Bae. Design and control of libration point satellite formations. *14 AAS/AIAA Space Flight Mechanics Conference*, 2004.
- [11] Victor Szebehely and E Grebenikov. Theory of orbits-the restricted problem of three bodies. *Astronomicheskii Zhurnal*, 46:459, 1969.