

# Ask Me Anything: Free-form Visual Question Answering Based on Knowledge from External Sources

Qi Wu, Peng Wang, Chunhua Shen, Anton van den Hengel, Anthony Dick  
School of Computer Science, The University of Adelaide

{qi.wu01,p.wang,chunhua.shen,anton.vandenhengel,anthony.dick}@adelaide.edu.au

## Abstract

*We propose a method for visual question answering which combines an internal representation of the content of an image with information extracted from a general knowledge base to answer a broad range of image-based questions. This allows more complex questions to be answered using the predominant neural network-based approach than has previously been possible. It particularly allows questions to be asked about the contents of an image, even when the image itself does not contain the whole answer. The method constructs a textual representation of the semantic content of an image, and merges it with textual information sourced from a knowledge base, to develop a deeper understanding of the scene viewed. Priming a recurrent neural network with this combined information, and the submitted question, leads to a very flexible visual question answering approach. We are specifically able to answer questions posed in natural language, that refer to information not contained in the image. We demonstrate the effectiveness of our model on two publicly available datasets, Toronto COCO-QA [24] and MS COCO-VQA [1] and show that it produces the best reported results in both cases.*

## 6. Conclusion

9

## Contents

<b>1. Introduction</b>	<b>2</b>
<b>2. Related Work</b>	<b>3</b>
<b>3. Extracting, Encoding, and Merging</b>	<b>3</b>
3.1. Attribute-based Image Representation . . . .	4
3.2. Caption-based Image Representation . . . .	4
3.3. Relating to the Knowledge Base . . . . .	5
<b>4. A VQA Model with Multiple Inputs</b>	<b>5</b>
<b>5. Experiments</b>	<b>6</b>
5.1. Results on Toronto COCO-QA . . . . .	6
5.2. Results on MS COCO-VQA . . . . .	7



**Attributes:**  
 umbrella  
 beach  
 sunny  
 day  
 people  
 sand  
 laying  
 blue  
 green  
 mountain

#### Internal Textual Representation:

A group of people enjoying a sunny day at the beach with umbrellas in the sand.

#### External Knowledge:

An umbrella is a canopy designed to protect against rain or sunlight. Larger umbrellas are often used as points of shade on a sunny beach. A beach is a landform along the coast of an ocean. It usually consists of loose particles, such as sand....

#### Question Answering:

**Q:** Why do they have umbrellas? **A :** Shade.

Figure 1. A real case of question answering based on an internal textual representation and external knowledge. All of the attributes, textual representation, knowledge and answer are produced by our VQA model. Underlined words indicate the information required to answer the question.

## 1. Introduction

Visual question answering (VQA) is distinct from many problems in Computer Vision because the question to be answered is not determined until run time [1]. In more traditional problems such as segmentation or detection, the single question to be answered by an algorithm is predetermined, and only the image changes. In visual question answering, in contrast, the form that the question will take is unknown, as is the set of operations required to answer it. In this sense it more closely reflects the challenge of general image interpretation.

VQA typically requires processing both visual information (the image) and textual information (the question and answer). One approach to Vision-to-Language problems, such as VQA and image captioning, which interrelate visual and textual information is based on a direct method pioneered in machine language translation [7, 27]. Rather than building a high-level representation of the text, and re-rendering that high-level understanding into a different language, the direct approach develops an encoding of the input text using a Recurrent Neural Network (RNN) and passes it to another RNN for decoding. This is significant because, although this method does not form a high-level representation of the meaning of the text, it performs well.

The Vision-to-Language version of this direct translation approach uses a Convolutional Neural Network (CNN) to encode the image, and an RNN to encode and gener-

ate text. This approach has been well studied. The image captioning methods developed in [9, 14, 22, 29, 33], for example, learn a mapping from images to text using CNNs trained on object recognition, and word embeddings trained on large scale text corpora. Visual question answering is a significantly more complex problem than image captioning, not least because it requires accessing information not present in the image. This may be common sense, or specific knowledge about the image subject. For example, given an image, such as Figure 1, showing ‘a group of people enjoying a sunny day at the beach with umbrellas’, if one asks a question ‘why do they have umbrellas?’, to answer this question, the machine must not only detect the scene ‘beach’, but must know that ‘umbrellas are often used as points of shade on a sunny beach’. Recently, Antol *et al.* [1] also have suggested that VQA is a more “AI-complete” task since it requires multimodal knowledge beyond a single sub-domain. Our proposed system finally gives the right answer ‘shade’ for the above real example.

Large-scale Knowledge Bases (KBs), such as Freebase [4] and DBpedia [2], have been used successfully in several natural language Question Answering (QA) systems [3, 10]. However, VQA systems exploiting KBs are still relatively rare. Gao *et al.* [11] and Malinowski *et al.* [21] do not use a KB at all. Zhu *et al.* [34] do use a KB, but it is created specifically for the purpose, and consequently contains a small amount of very specific, largely image-focused, information. This in turn means that only a specific set of questions may be asked of the system, and the query generation approach taken mandates a very particular question form. The method that we propose here, in contrast, is applicable to general (even publicly created) KBs, and admits general questions.

In this work, we fuse an automatically generated description of an image with information extracted from an external KB to provide an answer to a general question about the image (See Figure 2). The image description takes the form of a set of captions, and the external knowledge is text-based information mined from a Knowledge Base. Given an image-question pair, a CNN is first employed to predict a set of attributes of the image. The attributes cover a wide range of high-level concepts, including objects, scenes, actions, modifiers and so on. A state-of-the-art image captioning model [31] is applied to generate a series of captions based on the attributes. We then use the detected attributes to extract relevant information from the KB. Specifically, for each of the top-5 attributes detected in the image we generate a query which may be applied to a Resource Description Framework (RDF) KB, such as DBpedia. RDF is the standard format for large KBs, of which there are many. The queries are specified using Semantic Protocol And RDF Query Language (SPARQL). We encode the paragraphs extracted from the KB using Doc2Vec [16], which

maps paragraphs into a fixed-length feature representation. The encoded attributes, captions, and KB information are then input to an LSTM which is trained so as to maximise the likelihood of the ground truth answers in a training set.

The approach we propose here combines the generality of information that using a KB allows with the generality of question that the LSTM allows. In addition, it achieves an accuracy of 69.73% on the Toronto COCO-QA, while the latest state-of-the-art is 55.92%. On the MS COCO-VQA (July Released Version), it achieves 55.96%, while the baseline is 44.93%. We also produce the best results on the MS COCO-VQA evaluation server (which does not publish ground truth answers for its test set), which is 55.98%.

## 2. Related Work

Malinowski *et al.* [19] were among the first to study the VQA problem. They proposed a method that combines semantic parsing and image segmentation with a Bayesian approach to sampling from nearest neighbors in the training set. This approach requires human defined predicates, which are inevitably dataset-specific. This approach is also very dependent on the accuracy of the image segmentation algorithm and on the estimated image depth information. Tu *et al.* [28] built a query answering system based on a joint parse graph from text and videos. Geman *et al.* [12] proposed an automatic ‘query generator’ that is trained on annotated images and produces a sequence of binary questions from any given test image. Each of these approaches places significant limitations on the form of question that can be answered.

Most recently, inspired by the significant progress achieved using deep neural network models in both computer vision and natural language processing, an architecture which combines a CNN and RNN to learn the mapping from images to sentences has become the dominant trend. Both Gao *et al.* [11] and Malinowski *et al.* [21] used RNNs to encode the question and output the answer. Whereas Gao *et al.* [11] used two networks, a separate encoder and decoder, Malinowski *et al.* [21] used a single network for both encoding and decoding. Ren *et al.* [24] focused on questions with a single-word answer and formulated the task as a classification problem using an LSTM. A single-word answer dataset COCO-QA was published with [24]. Ma *et al.* [18] used CNNs to both extract image features and sentence features, and fuse the features together with another multimodal CNN. Antol *et al.* [1] proposed a large-scale open-ended VQA dataset based on COCO, which is called COCO-VQA. They also provided a baseline for this dataset using a CNN+BOW method, which encodes the image with CNN features (AlexNet [15]) and questions with BOW representation. They then trained a softmax neural network classifier with a single hidden layer containing 50 units with the output space being the 500 most frequent an-

swers in the training set. Our framework also exploits both CNN and RNNs, but in contrast to preceding approaches which use only image features extracted from a CNN in answering a question, we employ multiple sources, including image content, generated image captions and mined external knowledge, to feed to an RNN to answer questions.

The quality of the information in the KB is one of the primary issues in this approach to VQA. The problem is that KBs constructed by analysing Wikipedia and similar are patchy and inconsistent at best, and hand-curated KBs are inevitably very topic specific. Using visually-sourced information is a promising approach to solving this problem [17, 25], but has a way to go before it might be usefully applied within our approach. Thus, although our SPARQL and RDF driven approach can incorporate any information that might be extracted from a KB, the limitations of the existing available KBs mean that the text descriptions of the detected attributes is all that can be usefully extracted. Zhu *et al.* [34], in contrast used a hand-crafted KB primarily containing image-related information such as category labels, attribute labels and affordance labels, but also some quantities relating to their specific question format such as GPS coordinates and similar. The questions in that system are phrased in the DBMS query language, and are thus tightly coupled to the nature of the hand-crafted KB. This represents a significant restriction on the form of question that might be asked, but has the significant advantage that the DBMS is able to respond decisively as to whether it has the information required to answer the question. Instead of building a problem-specific KB, we use a pre-built large-scale KB (DBpedia [2]) from which we extract information using a standard RDF query language. DBpedia has been created by extracting structured information from Wikipedia, and is thus significantly larger and more general than a hand-crafted KB. Rather than having a user pose their question in a formal query language, our VQA system is able to encode questions written in natural language automatically. This is achieved without manually specified formalization, but rather depends on processing a suitable training set. The result is a model which is very general in the forms of question that it will accept.

## 3. Extracting, Encoding, and Merging

The key differentiator of our approach is that it is able to usefully combine image information with that extracted from a KB, within the LSTM framework. The novelty lies in the fact that this is achieved by representing both of these disparate forms of information as text before combining them. Figure 2 summarises how this is achieved. We now describe each step in more detail.

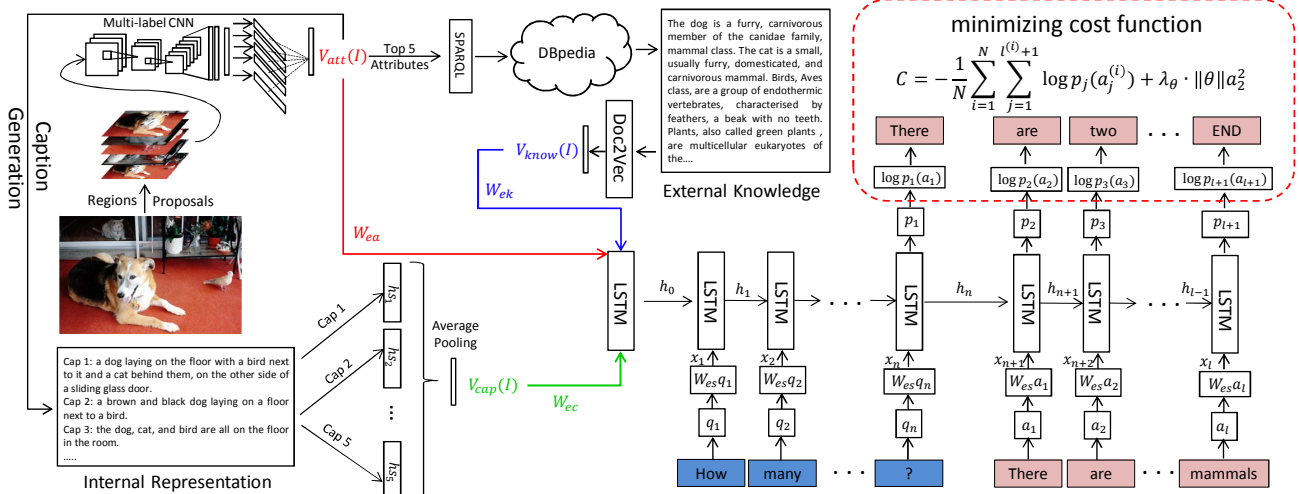


Figure 2. Our proposed framework: given an image, a CNN is first applied to produce the attribute-based representation  $V_{att}(I)$ . The internal textual representation is made up of image captions generated based on the image-attributes. The hidden state of the caption-LSTM after it has generated the last word in each caption is used as its vector representation. These vectors are then aggregated as  $V_{cap}(I)$  with average-pooling. The external knowledge is mined from the KB (in this case DBpedia) and the responses encoded by Doc2Vec, which produces a vector  $V_{know}(I)$ . The 3 vectors  $\mathbf{V}$  are combined into a single representation of scene content, which is input to the VQA LSTM model which interprets the question and generates an answer.

### 3.1. Attribute-based Image Representation

Our first task is to describe the image content in terms of a set of attributes. Each attribute in our vocabulary is extracted from captions from MS COCO [5], a large-scale image-captioning dataset. An attribute can be any part of speech, including object names (nouns), motions (verbs) or properties (adjectives). Because MS COCO captions are created by humans, attributes derived from captions are likely to represent image features that are of particular significance to humans, and are thus likely to be the subject of image-based questions.

We formalize attribute prediction as a multi-label classification problem. To address the issue that some attributes may only apply to image sub-regions, we follow Wei *et al.* [30] to design a region-based multi-label classification framework that takes an arbitrary number of sub-region proposals as input. A shared CNN is connected with each proposal, and the CNN outputs from different proposals are aggregated with max pooling to produce the final prediction over the attribute vocabulary.

To initialize the attribute prediction model, we use the powerful VGGNet-16 [26] pre-trained on ImageNet [8]. The shared CNN is then fine-tuned on the multi-label dataset, the MS COCO image-attribute training data. The output of the last fully-connected layer is fed into a  $c$ -way softmax which produces a probability distribution over the  $c$  class labels. The  $c$  represents the attribute vocabulary size, which here is 256. The fine-tuning learning rates of the last two fully connect layers are initialized to 0.001 and the pre-

diction layer is initialized to 0.01. All the other layers are fixed. We execute 40 epochs in total and decrease the learning rate to one tenth of the current rate for each layer after 10 epochs. The momentum is set to 0.9. The dropout rate is set to 0.5. Then, we use Multiscale Combinatorial Grouping (MCG) [23] for the proposal generation. Finally, a cross hypothesis max-pooling is applied to integrate the outputs into a single prediction vector  $V_{att}(I)$ .

### 3.2. Caption-based Image Representation

Currently the most successful approach to image captioning [6, 9, 14, 22, 29] is to attach a CNN to an RNN to learn the mapping from images to sentences directly. Wu *et al.* [31] proposed to feed a high-level attribute-based representation to an LSTM to generate captions, instead of directly using CNN-extracted features. This method produces promising results on the major public captioning challenge [5] and accepts our attributes prediction vector  $V_{att}(I)$  as the input. We thus use this approach to generate 5 different captions (using beam search) that constitute the internal textual representation for a given image.

The hidden state vector of the caption-LSTM after it has generated the last word in each caption is used to represent its content. Average-pooling is applied over the 5 hidden-state vectors, to obtain a 512-d vector  $V_{cap}(I)$  for the image  $I$ . The caption-LSTM is trained on the human-generated captions from the MS COCO training set, which means that the resulting model is focused on the types of image content that humans are most interested in describing.



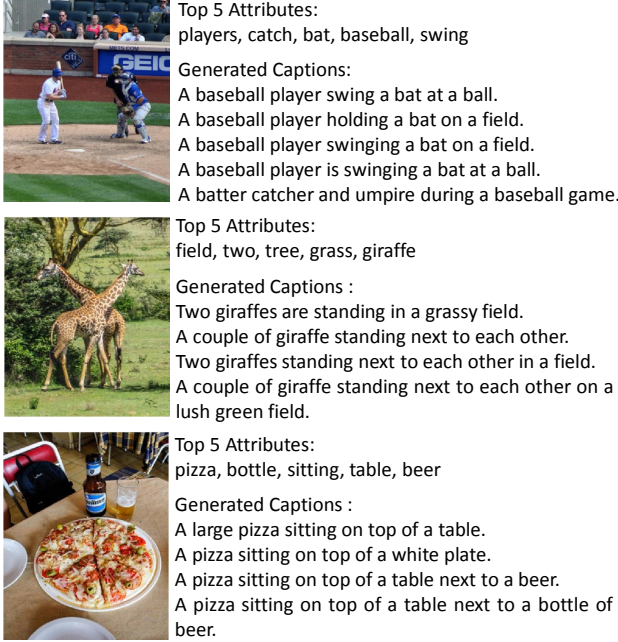


Figure 3. Examples of predicted attributes and generated captions.

Figure 3 shows some examples of the predicted attributes and generated captions.

### 3.3. Relating to the Knowledge Base

The external data source that we use here is DBpedia [2] as a source of general background information, although any such KB could equally be applied. DBpedia is a structured database of information extracted from Wikipedia. The whole DBpedia dataset describes 4.58 million entities, of which 4.22 million are classified in a consistent ontology. The data can be accessed using an SQL-like query language for RDF called SPARQL. Given an image and its predicted attributes, we use the top-5 most strongly predicted attributes to generate DBpedia queries. Inspecting the database shows that the ‘comment’ field is the most generally informative about an attribute, as it contains a general text description of it. We therefore retrieve the comment text for each query term. The KB+SPARQL combination is very general, however, and could be applied problem specific KBs, or a database of common sense information, and can even perform basic inference over RDF. Figure 4 shows an example of the query language and returned text.

Since the text returned by the SPARQL query is typically much longer than the captions generated in the section 3.2, we turn to Doc2Vec [16] to extract the semantic meanings<sup>1</sup>. Doc2Vec, also known as Paragraph Vector, is

<sup>1</sup>We investigated to use an LSTM to encode the mined paragraphs, but we observed little performance improvement, despite the additional training overhead.

**PREFIX** rdfs: <<http://www.w3.org/2000/01/rdf-schema#>>

**sparql** **SELECT DISTINCT** ?comment **WHERE** {

?entry rdfs: label "Dog"@en.

?entry rdfs: comment ?comment.

}

---

The domestic dog is a furry, carnivorous member of the canidae family, mammal class. Domestic dogs are commonly known as "man's best friend". The dog was the first domesticated animal and has been widely kept as a working, hunting, and pet companion. It is estimated there are between 700 million and one billion domestic dogs, making them the most abundant member of order Carnivora.

Figure 4. An example of SPARQL query language for the attribute ‘dog’. The mined text-based knowledge are shown below.

an unsupervised algorithm that learns fixed-length feature representations from variable-length pieces of texts, such as sentences, paragraphs, and documents. Le *et al.* [16] proved that it can capture the semantics of paragraphs. A Doc2Vec model is trained to predict words in the document given the context words. We collect 100,000 documents from DBpedia to train a model with vector size 500. To obtain the knowledge vector  $V_{know}(I)$  for image  $I$ , we combine the 5 returned paragraphs in to a single large paragraph, before semantic features using our pre-trained Doc2Vec model.

### 4. A VQA Model with Multiple Inputs

We propose to train a VQA model by maximizing the probability of the correct answer given the image and question. We want our VQA model to be able to generate multiple word answers, so we formulate the answering process as a word sequence generation procedure. Let  $Q = \{q_1, \dots, q_n\}$  represent the sequence of words in a question, and  $A = \{a_1, \dots, a_l\}$  the answer sequence, where  $n$  and  $l$  are the length of question and answer, respectively. The log-likelihood of the generated answer can be written as:

$$\log p(A|I, Q) = \sum_{t=1}^l \log p(a_t|a_{1:t-1}, I, Q) \quad (1)$$

where  $p(a_t|a_{1:t-1}, I, Q)$  is the probability of generating  $a_t$  given image information  $I$ , question  $Q$  and previous words  $a_{1:t-1}$ . We employ an encoder LSTM [13] to take the semantic information from image  $I$  and the question  $Q$ , while using a decoder LSTM to generate the answer. Weights are shared between the encoder and decoder LSTM.

In the training phase, the question  $Q$  and answer  $A$  are concatenated as  $\{q_1, \dots, q_n, a_1, \dots, a_l, a_{l+1}\}$ , where  $a_{l+1}$  is a special END token. Each word is represented as a one-hot vector of dimension equal to the size of the word dictionary. The training procedure is as follows: at time step  $t = 0$ , we set the LSTM input:

$$x_{initial} = [W_{ea}V_{att}(I), W_{ec}V_{cap}(I), W_{ek}V_{know}(I)] \quad (2)$$

where  $W_{ea}$ ,  $W_{ec}$ ,  $W_{ek}$  are learnable embedding weights for the vector representation of attributes, captions and external knowledge, respectively. Given the randomly initialized hidden state, the encoder LSTM feeds forward to produce hidden state  $h_0$  which encodes all of the input information. From  $t = 1$  to  $t = n$ , we set  $x_t = W_{es}q_t$  and the hidden state  $h_{t-1}$  is given by the previous step, where  $W_{es}$  is the learnable word embedding weights. The decoder LSTM runs from time step  $n + 1$  to  $l + 1$ . Specifically, at time step  $t = n + 1$ , the LSTM layer takes the input  $x_{n+1} = W_{es}a_1$  and the hidden state  $h_n$  corresponding to the last word of the question, where  $a_1$  is the start word of the answer. The hidden state  $h_n$  thus encodes all available information about the image and the question. The probability distribution  $p_{t+1}$  over all answer words in the vocabulary is then computed by the LSTM feed-forward process. Finally, for the final step, when  $a_{l+1}$  represents the last word of the answer, the target label is set to the END token.

Our training objective is to learn parameters  $W_{ea}$ ,  $W_{ec}$ ,  $W_{ek}$ ,  $W_{es}$  and all the parameters in the LSTM by minimizing the following cost function:

$$\mathcal{C} = -\frac{1}{N} \sum_{i=1}^N \log p(A^{(i)}|I, Q) + \lambda_{\theta} \cdot \|\theta\|_2^2 \quad (3)$$

$$= -\frac{1}{N} \sum_{i=1}^N \sum_{j=1}^{l^{(i)}+1} \log p_j(a_j^{(i)}) + \lambda_{\theta} \cdot \|\theta\|_2^2 \quad (4)$$

where  $N$  is the number of training examples, and  $n^{(i)}$  and  $l^{(i)}$  are the length of question and answer respectively for the  $i$ -th training example. Let  $p_t(a_t^{(i)})$  correspond to the activation of the Softmax layer in the LSTM model for the  $i$ -th input and  $\theta$  represent the model parameters. Note that  $\lambda_{\theta} \cdot \|\theta\|_2^2$  is a regularization term. We use Stochastic gradient Descent (SGD) with mini-batches of 100 image-QA pairs. The attributes, internal textual representation, external knowledge embedding size, word embedding size and hidden state size are all 256 in all experiments. The learning rate is set to 0.001 and clip gradients is 5. The dropout rate is set to 0.5.

## 5. Experiments

We evaluate our model on two recent publicly available visual question answering datasets, both based on MS COCO images. The Toronto COCO-QA Dataset [24] contains 78,736 training and 38,948 testing examples, which are generated from 117,684 images. There are four types of questions, relating to the object, number, color and location, all constructed so as to have a single-word answer. All of the question-answer pairs in this dataset are automatically converted from human-sourced image descriptions. Another benchmarked dataset is MS COCO-VQA (July Re-

	Toronto COCO-QA	MS COCO-VQA
# Images	117,684	123,287
# Questions	117,684	369,861
# Question Types	4	more than 20
# Ans per Que	1	10
# Words per Ans	1	1 or multiple

Table 1. Some statistics about the Toronto COCO-QA Dataset [24] and MS COCO-VQA dataset (July 2015 Released Version) [1].

lease Version) [1], which is a much larger dataset and contains 369,861 questions and 3,698,610 answers based on 123,287 MS COCO images. This dataset provides a surprising variety of question types, including “What is...”, “How Many” and even “Why...”. The ground truth answers were generated by 10 human subjects and can be single word or sentences. The data train/val split follows the COCO official split, which contains 82,783 training images and 40,504 validation images, each has 3 questions and 10 answers. We randomly choose 5000 images from the validation set as our val set, with the remainder testing. The human ground truth answers for the actual MS COCO test split are not available publicly and only can be evaluated via the MS COCO-VQA evaluation server. Hence, we also apply our final model on a test split and report the overall accuracy. Table 1 displays some dataset statistics. We did not test on the DAQUAR dataset [20] as it is an order of magnitude smaller than the datasets mentioned above, and thus too small to train our system, and to test its generality.

### 5.1. Results on Toronto COCO-QA

**Metrics** Following [18, 24], the accuracy value (the proportion of correctly answered test questions), and the Wu-Palmer similarity (WUPS) [32] are used to measure performance. The WUPS calculates the similarity between two words based on the similarity between their common subsequence in the taxonomy tree. If the similarity between two words is greater than a threshold then the candidate answer is considered to be right. We report on thresholds 0.9 and 0.0, following [18, 24].

**Evaluations** To illustrate the effectiveness of our model, we provide a baseline and several state-of-the-art results on the Toronto COCO-QA dataset. The **Baseline** method is implemented simply by connecting a CNN to an LSTM. The CNN is a pre-trained (on ImageNet) VGGNet model from which we extract the coefficients of the last fully connected layer. We also present results from a series of cut down versions of our approach for comparison. **Att-LSTM** uses only the semantic level attribute representation  $V_{att}$  as the LSTM input. To evaluate the contribution of the internal textual representation and external knowledge for the question answering, we feed the image caption

representation  $V_{cap}$  and knowledge representation  $V_{know}$  with the  $V_{att}$  separately, producing two models, **Att+Cap-LSTM** and **Att+Know-LSTM**. Our final model is the **Att+Cap+Know-LSTM**, which combines all the available information.

**GUESS** [24] simply selects the modal answer from the training set for each of 4 question types (the modal answers are ‘cat’, ‘two’, ‘white’, and ‘room’). **VIS+BOW** [24] performs multinomial logistic regression based on image features and a BOW vector obtained by summing all the word vectors of the question. **VIS+LSTM** [24] has one LSTM to encode the image and question, while **2-VIS+BLSTM** [24] has two image feature inputs, at the start and the end. Ma *et al.* [18] encodes both images and questions with a CNN.

Table 2 reports the results. All of our proposed models outperform the **Baseline** and all of the comparator state-of-the-art methods. Our final model **Att+Cap+Know-LSTM** achieves the best results. It surpasses the baseline by nearly 20% and outperforms the previous state-of-the-art methods around 15%. **Att+Cap-LSTM** holds second place and it clearly improves the results over the **Att-LSTM** model. This proves that internal textual representation plays a significant role in the VQA task. The **Att+Know-LSTM** model does not perform as well as **Att+Cap-LSTM**, which suggests that the information extracted from captions is more valuable than that extracted from the KB. This is not surprising because the Toronto COCO-QA questions were generated automatically from the MS COCO captions, and thus the fact that they can be answered by training on the captions is to be expected. This generation process also leads to questions which require little external information to answer. The comparison on the Toronto COCO-QA thus provides an important benchmark against related methods, but does not really test the ability of our method to incorporate extra information. It is thus interesting that the additional external information provides any benefit at all.

Table 3 shows the per-category accuracy for different models. Surprisingly, the counting ability (see question

Toronto COCO-QA	Acc(%)	WUPS@0.9	WUPS@0.0
GUESS[24]	6.65	17.42	73.44
VIS+BOW[24]	55.92	66.78	88.99
VIS+LSTM[24]	53.31	63.91	88.25
2-VIS+BLSTM[24]	55.09	65.34	88.64
Ma et al.[18]	54.94	65.36	88.58
<b>Baseline</b>			
VggNet-LSTM	50.73	60.37	87.48
<b>Our-Proposal</b>			
Att-LSTM	61.38	71.15	91.58
Att+Cap-LSTM	69.02	76.20	92.38
Att+Know-LSTM	63.07	72.22	90.84
Att+Cap+Know-LSTM	<b>69.73</b>	<b>77.14</b>	<b>92.50</b>

Table 2. Accuracy, WUPS metrics compared to other state-of-the-art methods and our baseline on Toronto COCO-QA dataset.

COCO-QA	Object	Number	Color	Location
GUESS	2.11	35.84	13.87	8.93
VIS+BOW	58.66	44.10	51.96	49.39
VIS+LSTM	56.53	46.10	45.87	45.52
2-VIS+BLSTM	58.17	44.79	49.53	47.34
<b>Baseline</b>				
VggNet-LSTM	53.71	45.37	36.23	46.37
<b>Our-Proposal</b>				
Att-LSTM	63.92	51.83	57.29	54.84
Att+Cap-LSTM	71.30	69.98	61.50	<b>60.98</b>
Att+Know-LSTM	64.57	54.37	62.79	56.98
Att+Cap+Know-LSTM	<b>71.45</b>	<b>75.33</b>	<b>64.09</b>	<b>60.98</b>

Table 3. Toronto COCO-QA accuracy (%) per category.

type ‘Number’) increases when both captions and external knowledge are included. This may be because some ‘counting’ questions are not framed in terms of the labels used in the MS COCO captions. Ren *et al.* also observed similar cases. In [24] they mentioned that “there was some observable counting ability in very clean images with a single object type but the ability was fairly weak when different object types are present”. We also find there is a slight increase for the ‘color’ questions when the KB is used. Indeed, some questions like ‘What is the color of the stop sign?’ can be answered directly from the KB, without the visual cue.

## 5.2. Results on MS COCO-VQA

Antol *et al.* in [1] provide the MS COCO-VQA dataset which is intended to support “free-form and open-ended Visual Question Answering”. They also provide a metric for measuring performance:  $\min\{\frac{\# \text{humans that said answer}}{3}, 1\}$  thus 100% means that at least 3 of the 10 humans who answered the question gave the same answer. We have used the provided evaluation code to produce the results in Table 4.

**Evaluation** Antol *et al.* [1] provide several baseline results for this dataset. In each case they encode the image with the final softmax predictions from AlexNet, and questions and captions are encoded using a BOW representation. A softmax neural network classifier with a single hidden layer containing 50 units is then trained, the output space of which is the 500 most frequent answers in the training set. Two version of this approach are used, one which is given only the question and the image, and one which is given only the question and the image caption (see [1] for details). The free-form and open-ended nature of the questions in dataset means that it is important to note the human performance (from [1]) reported in final column of Table 4. We also provide our own baseline, **VggNet-LSTM**, in which only CNN extracted images features are used.

Inspecting Table 4 we see that the attribute-based **Att-LSTM** is a significant improvement over both our baseline and that of [1]. Adding either image captions or external knowledge further improves the result. Our final model



Question Type	VQA-Baseline		Our-Baseline	Our Proposal				Human [1]
	Image	Caption	VggNet	Att	Att+Cap	Att+Know	A+C+K	
	+ Question [1]	+ Question [1]	+ LSTM	+ LSTM	+ LSTM	+ LSTM	+ LSTM	
what is	7.05	13.77	21.41	34.63	42.21	37.11	<b>42.52</b>	47.11
what colour	17.05	21.58	29.96	39.07	48.65	39.68	<b>48.86</b>	65.65
what kind	5.02	10.00	24.15	41.22	47.93	46.16	<b>48.05</b>	39.98
what are	8.59	15.05	23.05	38.87	47.13	41.13	<b>47.21</b>	45.36
what type	8.50	14.02	26.36	41.71	47.98	44.91	<b>48.11</b>	40.62
is the	52.27	51.10	71.49	73.22	74.63	74.40	<b>74.70</b>	83.37
is this	51.49	51.43	73.00	75.26	76.08	<b>76.56</b>	76.14	81.82
how many	27.25	29.96	34.42	39.14	46.61	39.78	<b>47.38</b>	64.43
are	55.01	53.58	73.51	75.14	76.01	75.75	<b>76.14</b>	83.39
does	58.79	59.25	76.51	76.71	78.07	76.55	<b>78.11</b>	82.78
where	2.23	4.86	10.54	21.42	25.92	24.13	<b>26.00</b>	20.82
is there	72.55	71.57	86.66	<b>87.10</b>	86.82	85.87	87.01	84.36
why	3.42	3.67	3.04	7.77	9.63	11.88	<b>13.53</b>	8.21
which	17.86	17.94	31.28	36.60	<b>39.55</b>	37.71	38.70	39.76
do	58.33	56.94	76.44	75.76	78.18	75.25	<b>78.42</b>	80.48
what does	7.19	8.20	15.45	19.33	21.80	19.50	<b>22.16</b>	50.26
what time	5.56	5.31	13.11	15.34	15.44	<b>15.47</b>	15.34	30.84
who	8.02	7.02	17.07	22.56	25.71	21.23	<b>25.74</b>	30.89
what sport	55.99	72.17	65.65	91.02	93.96	90.86	<b>94.20</b>	80.18
what animal	17.61	36.17	27.77	61.39	70.65	63.91	<b>71.70</b>	75.83
what brand	5.76	10.28	26.73	32.25	33.78	32.44	<b>34.60</b>	59.68
others	-	-	44.37	50.23	53.29	52.11	<b>53.45</b>	-
Overall	27.13	29.70	44.93	51.60	55.04	53.79	<b>55.96</b>	61.58

Table 4. Results on the open-answer task for various question types on MS COCO-VQA (July released Version). All results are in terms of the evaluation metric from the MS COCO-VQA evaluation tools. All results (in gray) from [1] are reported based on a different split, which contains 30000 training images and 20000 testing images (3 ground-truth answers per question).



What color is the tablecloth?

Ours: white  
Vgg+LSTM: red  
Ground Truth: white



How many people in the photo?

Ours: 2  
Vgg+LSTM: 1  
Ground Truth: 2



What is the red fruit?

Ours: apple  
Vgg+LSTM: banana  
Ground Truth: apple



What are these people doing?

Ours: eating  
Vgg+LSTM: playing  
Ground Truth: eating



Why are his hands outstretched?

Ours: balance  
Vgg+LSTM: play  
Ground Truth: balance




Why are the zebras in water?

Ours: drinking  
Vgg+LSTM: water  
Ground Truth: drinking



Is the dog standing or laying down?

Ours: laying down  
Vgg+LSTM: sitting  
Ground Truth: laying down



Which sport is this?

Ours: baseball  
Vgg+LSTM: tennis  
Ground Truth: baseball

Table 5. Some example cases where our final model gives the correct answer while the base line model VggNet-LSTM generates the wrong answer. All results are from MS COCO-VQA. More results can be found in the appendix.

A+C+K-LSTM produces the best results, outperforming the baseline VggNet-LSTM by 11% overall.

Figure 5 relates the performance of the various mod-

els on five categories of questions. The ‘object’ category is the average of the accuracy of question types starting with ‘what kind/type/sport/animal/brand...’, while the



MS COCO-VQA Test-Split	Answer Type			Overall
	Yes/No	Other	Number	
test-dev	79.23	40.08	36.13	55.72
test-standard	79.05 (1)	40.61 (1)	36.10 (1)	55.98 (1)

Table 6. MS COCO-VQA Open-Ended evaluation server results for our method. Accuracies for different answer types and overall performances on test-dev and test-standard datasets are shown. The leader-board ranking (at the time of writing) are shown in parentheses. No rankings for test-dev are provided by the server.

‘number’ and ‘color’ category corresponds to the question type ‘how many’ and ‘what color’. The performance comparison across categories is of particular interest here because answering different classes of questions requires different amounts of external knowledge. The ‘Where’ questions, for instance, require knowledge of potential locations, and ‘Why’ questions typically require general knowledge about people’s motivation. ‘Number’ and ‘Color’ questions, in contrast, can be answered directly. The results show that for ‘Why’ questions, adding the KB improves performance by more than 50% (Att-LSTM achieves 7.77% while Att+Know-LSTM achieves 11.88%), and that the combined A+C+K-LSTM finally achieves 13.53%. Table 5 provides some indicative results, more results can be found in the appendix, including failure cases.

We have also tested on the MS COCO-VQA test-dev and test-standard<sup>2</sup> consisting of 60,864 and 244,302 questions (for which ground truth answers are not published) using our final A+C+K-LSTM model, and evaluated them on the VQA evaluation server<sup>3</sup>. Table 6 shows the server reported results. At the time of writing this paper, our method places first on the MS COCO-VQA Evaluation leading-board for all answer types, as well as the overall accuracy.

<sup>2</sup><http://www.visualqa.org/challenge.html>

<sup>3</sup><https://www.codalab.org/competitions/6961>

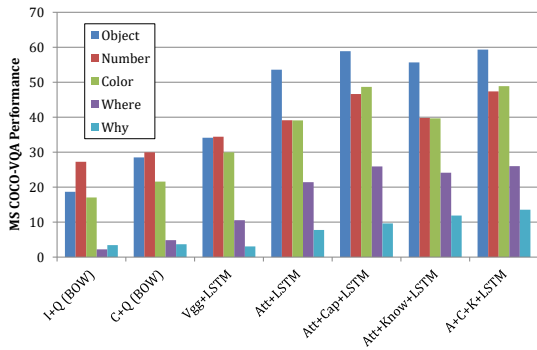


Figure 5. Performance on five question categories for different models. The ‘Object’ category is the average accuracy of question types starting with ‘what kind/type/sport/animal/brand...’.

## 6. Conclusion

Open-ended visual question answering is an interesting challenge for computer vision, not least because it represents a move away from purely image-based analysis and towards a broader form of artificial visual intelligence. In this paper we have shown that it is possible to extend the state-of-the-art RNN-based VQA approach so as to incorporate the large volumes of information required to answer general, open-ended, questions about images. The knowledge bases which are currently available do not contain much of the information which would be beneficial to this process, but none-the-less can still be used to significantly improve performance on questions requiring external knowledge (such as ‘Why’ questions). The approach that we propose is very general, however, and will be applicable to more informative knowledge bases should they become available. At the time of writing this paper, our system performs the best on two large-scale VQA datasets and produces promising results on the VQA evaluation server. Further work includes generating knowledge-base queries which reflect the content of the question and the image, in order to extract more specifically related information.

It seems inevitable that successful general visual question answering will demand access to a large external knowledge base. We have shown that this is possible using the LSTM-based approach, and that it improves performance. We hope this might lead the way to a visual question answering approach which is capable of deeper analysis of image content, and even common sense.

## Acknowledgement

This work was in part supported by Data to Decisions CRC. C. Shen’s participation was supported by ARC Future Fellowship. Correspondence should be addressed to C. Shen.

## References

- [1] S. Antol, A. Agrawal, J. Lu, M. Mitchell, D. Batra, C. L. Zitnick, and D. Parikh. VQA: Visual Question Answering. *arXiv:1505.00468v2*, 2015. 1, 2, 3, 6, 7, 8
- [2] S. Auer, C. Bizer, G. Kobilarov, J. Lehmann, R. Cyganiak, and Z. Ives. *Dbpedia: A nucleus for a web of open data*. Springer, 2007. 2, 3, 5
- [3] J. Berant, A. Chou, R. Frostig, and P. Liang. Semantic Parsing on Freebase from Question-Answer Pairs. In *Proc. Empirical Methods in Natural Language Processing*, pages 1533–1544, 2013. 2
- [4] K. Bollacker, C. Evans, P. Paritosh, T. Sturge, and J. Taylor. Freebase: a collaboratively created graph database for structuring human knowledge. In *Proceedings of the 2008 ACM SIGMOD international conference on Management of data*, pages 1247–1250. ACM, 2008. 2

- [5] X. Chen, H. Fang, T.-Y. Lin, R. Vedantam, S. Gupta, P. Dollár, and C. L. Zitnick. Microsoft COCO captions: Data collection and evaluation server. *arXiv:1504.00325*, 2015. 4
- [6] X. Chen and C. L. Zitnick. Learning a Recurrent Visual Representation for Image Caption Generation. In *Proc. IEEE Conf. Computer Vision Pattern Recognition*, 2015. 4
- [7] K. Cho, B. van Merriënboer, C. Gulcehre, F. Bougares, H. Schwenk, and Y. Bengio. Learning phrase representations using rnn encoder-decoder for statistical machine translation. In *Proc. Empirical Methods in Natural Language Processing*, 2014. 2
- [8] J. Deng, W. Dong, R. Socher, L.-J. Li, K. Li, and L. Fei-Fei. Imagenet: A large-scale hierarchical image database. In *Proc. IEEE Conf. Computer Vision Pattern Recognition*, 2009. 4
- [9] J. Donahue, L. A. Hendricks, S. Guadarrama, M. Rohrbach, S. Venugopalan, K. Saenko, and T. Darrell. Long-term recurrent convolutional networks for visual recognition and description. In *Proc. IEEE Conf. Computer Vision Pattern Recognition*, 2015. 2, 4
- [10] D. Ferrucci, E. Brown, J. Chu-Carroll, J. Fan, D. Gondek, A. A. Kalyanpur, A. Lally, J. W. Murdock, E. Nyberg, J. Prager, et al. Building Watson: An overview of the DeepQA project. *AI magazine*, 31(3):59–79, 2010. 2
- [11] H. Gao, J. Mao, J. Zhou, Z. Huang, L. Wang, and W. Xu. Are You Talking to a Machine? Dataset and Methods for Multilingual Image Question Answering. In *Proc. Proc. Int. Conf. Adv. Neural Information Processing Systems*, 2015. 2, 3
- [12] D. Geman, S. Geman, N. Hallonquist, and L. Younes. Visual Turing test for computer vision systems. *Proceedings of the National Academy of Sciences*, 112(12):3618–3623, 2015. 3
- [13] S. Hochreiter and J. Schmidhuber. Long short-term memory. *Neural computation*, 9(8):1735–1780, 1997. 5
- [14] A. Karpathy, A. Joulin, and F. F. Li. Deep fragment embeddings for bidirectional image sentence mapping. In *Proc. Proc. Int. Conf. Adv. Neural Information Processing Systems*, 2014. 2, 4
- [15] A. Krizhevsky, I. Sutskever, and G. E. Hinton. Imagenet classification with deep convolutional neural networks. In *Proc. Proc. Int. Conf. Adv. Neural Information Processing Systems*, 2012. 3
- [16] Q. V. Le and T. Mikolov. Distributed representations of sentences and documents. *arXiv:1405.4053*, 2014. 2, 5
- [17] X. Lin and D. Parikh. Don’t Just Listen, Use Your Imagination: Leveraging Visual Common Sense for Non-Visual Tasks. In *Proc. IEEE Conf. Computer Vision Pattern Recognition*, June 2015. 3
- [18] L. Ma, Z. Lu, and H. Li. Learning to Answer Questions From Image using Convolutional Neural Network. *arXiv:1506.00333*, 2015. 3, 6, 7
- [19] M. Malinowski and M. Fritz. A multi-world approach to question answering about real-world scenes based on uncertain input. In *Proc. Int. Conf. Adv. in Neural Information Processing Systems*, pages 1682–1690, 2014. 3
- [20] M. Malinowski and M. Fritz. Towards a Visual Turing Challenge. *arXiv:1410.8027*, 2014. 6
- [21] M. Malinowski, M. Rohrbach, and M. Fritz. Ask Your Neurons: A Neural-based Approach to Answering Questions about Images. In *Proc. Int. Conf. Computer Vision*, 2015. 2, 3
- [22] J. Mao, W. Xu, Y. Yang, J. Wang, and A. Yuille. Deep Captioning with Multimodal Recurrent Neural Networks (m-RNN). In *Proc. Int. Conf. Learn. Representations*, 2015. 2, 4
- [23] J. Pont-Tuset, P. Arbeláez, J. Barron, F. Marques, and J. Malik. Multiscale Combinatorial Grouping for Image Segmentation and Object Proposal Generation. In *arXiv:1503.00848*, March 2015. 4
- [24] M. Ren, R. Kiros, and R. Zemel. Image Question Answering: A Visual Semantic Embedding Model and a New Dataset. In *Proc. Proc. Int. Conf. Adv. Neural Information Processing Systems*, 2015. 1, 3, 6, 7
- [25] F. Sadeghi, S. K. Kumar Divvala, and A. Farhadi. VisKE: Visual Knowledge Extraction and Question Answering by Visual Verification of Relation Phrases. In *Proc. IEEE Conf. Computer Vision Pattern Recognition*, June 2015. 3
- [26] K. Simonyan and A. Zisserman. Very deep convolutional networks for large-scale image recognition. *arXiv:1409.1556*, 2014. 4
- [27] I. Sutskever, O. Vinyals, and Q. V. Le. Sequence to sequence learning with neural networks. In *Proc. Proc. Int. Conf. Adv. Neural Information Processing Systems*, 2014. 2
- [28] K. Tu, M. Meng, M. W. Lee, T. E. Choe, and S.-C. Zhu. Joint video and text parsing for understanding events and answering queries. *MultiMedia, IEEE*, 21(2):42–70, 2014. 3
- [29] O. Vinyals, A. Toshev, S. Bengio, and D. Erhan. Show and tell: A neural image caption generator. In *Proc. IEEE Conf. Computer Vision Pattern Recognition*, 2014. 2, 4
- [30] Y. Wei, W. Xia, J. Huang, B. Ni, J. Dong, Y. Zhao, and S. Yan. CNN: Single-label to multi-label. *arXiv:1406.5726*, 2014. 4
- [31] Q. Wu, C. Shen, A. v. d. Hengel, L. Liu, and A. Dick. What Value High Level Concepts in Vision to Language Problems? *arXiv preprint arXiv:1506.01144*, 2015. 2, 4
- [32] Z. Wu and M. Palmer. Verbs semantics and lexical selection. In *Proc. Annual meeting of the Association for Computational Linguistics*, 1994. 6
- [33] L. Yao, A. Torabi, K. Cho, N. Ballas, C. Pal, H. Larochelle, and A. Courville. Describing videos by exploiting temporal structure. *arXiv:1502.08029*, 2015. 2
- [34] Y. Zhu, C. Zhang, C. Ré, and L. Fei-Fei. Building a Large-scale Multimodal Knowledge Base for Visual Question Answering. *arXiv:1507.05670*, 2015. 2, 3





















			
Why is she wearing a crown?	Why is he smiling?	Why is the zebra on the ground?	Why do they have umbrellas?
<i>Ours:</i> birthday	happy	resting	shade
<i>Vgg+LSTM:</i> to eat	unknown	eat	raining
<i>Ground Truth:</i> birthday	happy	resting	shade
			
Why is a man sitting under an umbrella?	Why are there animals pinned to the wall?	Why do they have umbrellas?	Why is he swinging backhand?
<i>Ours:</i> shade	decoration	raining	to hit ball
<i>Vgg+LSTM:</i> safety	teddy	yes	tennis ball
<i>Ground Truth:</i> shade	decoration	raining	to hit ball
			
Why are there so many pillows on the couch?	Why is there water on the ground?	Why are the people wearing wetsuits?	Why are the men wearing helmets?
<i>Ours:</i> decoration	rain	surfing	safety
<i>Vgg+LSTM:</i> to rest	drinking	safety	yes
<i>Ground Truth:</i> decoration	rain	surfing	safety
			
Why do these sheep have paint on them?	Why is his arm outflung?	Why are the animals laying here?	Why are all the giraffes gathered together?
<i>Ours:</i> identification	balance	resting	eating
<i>Vgg+LSTM:</i> to eat	to play	no	to play
<i>Ground Truth:</i> identification	balance	resting	eating
			
Why are they wearing such bright colors?	Why are the men wearing orange?	Why is the man jumping?	Why is this room warm?
<i>Ours:</i> safety	team	skateboarding	fireplace
<i>Vgg+LSTM:</i> yes	to	unknown	to sleep
<i>Ground Truth:</i> safety	team	skateboarding	fireplace

Table 7. Some examples that our final model gives the right answer while the base line model **VggNet-LSTM** generates the wrong answer. All questions are start with ‘why’ and some of them only can be answered with common sense knowledge.































			
Why is this person wet?	Why is the baby wearing a snowsuit?	Why does the boy have his arms in that position?	Why are two of the giraffes so much shorter than the other three?
<i>Ours:</i> surfing	cold	balance	they are babies
<i>Vgg+LSTM:</i> beach	safety	to catch	yes
<i>Ground Truth:</i> surfing	cold	balance	babies
			
Why is he at the beach in long pants?	Why is this ground white?	Why is there sand around the orange object?	Why is the man wearing black there?
<i>Ours:</i> surfing	snow	safety	umpire
<i>Vgg+LSTM:</i> to water	cold	to balance	safety
<i>Ground Truth:</i> surfing	snow	safety	umpire
			
Why is she wearing a potholder on her arm?	Why is the road closed?	Why are there no leaves on the trees?	Why does he have glasses on?
<i>Ours:</i> cooking	train	winter	to see
<i>Vgg+LSTM:</i> drinking	stop	unknown	to be
<i>Ground Truth:</i> cooking	train	winter	to see
			
Why is the ground wet?	Why is he squatting?	Why is the man running?	Why is the cat sitting on the bench?
<i>Ours:</i> rain	flying kite	playing frisbee	resting
<i>Vgg+LSTM:</i> cold	resting	running	to sleep
<i>Ground Truth:</i> rain	flying kite	playing frisbee	resting
			
Why are her hands in the air?	Why is the man standing?	Why is the child running?	Why is there a giraffe in this setting?
<i>Ours:</i> flying kite	playing tennis	flying kite	zoo
<i>Vgg+LSTM:</i> surfing	tennis ball	playing frisbee	to eat
<i>Ground Truth:</i> flying kite	playing tennis	flying kite	zoo

Table 8. Some examples that our final model gives the right answer while the base line model **VggNet-LSTM** generates the wrong answer. All questions are start with ‘why’ and some of them only can be answered with common sense knowledge.







			
What kind of weather it is?	What is in the cup?	What kind of room is this?	Where did the water come from?
<i>Ours:</i> sunny	coffee	bedroom	ocean
<i>Vgg+LSTM:</i> cloudy	wine	living	beach
<i>Ground Truth:</i> sunny	coffee	bedroom	ocean





---

			
What game is being played on the beach?	How many busses are there?	Is the person wearing a shirt?	What is the colorful object in the middle of the image?
<i>Ours:</i> volleyball	1	no	kite
<i>Vgg+LSTM:</i> soccer	2	yes	frisbee
<i>Ground Truth:</i> volleyball	1	no	kite

---

			
What are the children holding?	Where is this picture?	What kind of cheese is this?	What room is this?
<i>Ours:</i> teddy bears	market	mozzarella	bathroom
<i>Vgg+LSTM:</i> wii	on left	chicken	kitchen
<i>Ground Truth:</i> teddy bears	market	mozzarella	bathroom

---

			
What style of cooking is this?	Is this a men's room or a women's room?	What is on the top of the animals' heads?	Is this a vegetable?
<i>Ours:</i> chinese	men's	horns	yes
<i>Vgg+LSTM:</i> pizza	hotel	rocks	no
<i>Ground Truth:</i> chinese	men's	horns	yes

---





			
What are the cats sleeping on?	Is it safe for the pedestrians to cross the street?	What other word is written for this sign?	How many airplanes?
<i>Ours:</i> car	no	stop	4
<i>Vgg+LSTM:</i> table	yes	new	1
<i>Ground Truth:</i> car	no	stop	4

Table 9. Some examples that our final model gives the right answer while the base line model **VggNet-LSTM** generates the wrong answer. Various question types are shown.





























			
What is he looking at?	What kind of meat is on this?	Which game is being played?	What brand is the bat bag?
<i>Ours:</i> toothbrush	<i>Ours:</i> bacon	<i>Ours:</i> soccer	<i>Ours:</i> nike
<i>Vgg+LSTM:</i> camera	<i>Vgg+LSTM:</i> chicken	<i>Vgg+LSTM:</i> tennis	<i>Vgg+LSTM:</i> wilson
<i>Ground Truth:</i> toothbrush	<i>Ground Truth:</i> bacon	<i>Ground Truth:</i> soccer	<i>Ground Truth:</i> nike
			
Is this inside?	What season does it look like?	Is this a healthy breakfast?	Is this meal healthy?
<i>Ours:</i> no	<i>Ours:</i> fall	<i>Ours:</i> no	<i>Ours:</i> yes
<i>Vgg+LSTM:</i> yes	<i>Vgg+LSTM:</i> winter	<i>Vgg+LSTM:</i> yes	<i>Vgg+LSTM:</i> no
<i>Ground Truth:</i> no	<i>Ground Truth:</i> fall	<i>Ground Truth:</i> no	<i>Ground Truth:</i> yes
			
The green item on the pizza, what is it called?	Does this animal have fur?	Is this a home office?	What letter is inside the blue circle?
<i>Ours:</i> broccoli	<i>Ours:</i> no	<i>Ours:</i> yes	<i>Ours:</i> p
<i>Vgg+LSTM:</i> carrots	<i>Vgg+LSTM:</i> yes	<i>Vgg+LSTM:</i> no	<i>Vgg+LSTM:</i> b
<i>Ground Truth:</i> broccoli	<i>Ground Truth:</i> no	<i>Ground Truth:</i> yes	<i>Ground Truth:</i> p
			
What type of food is this person eating?	In what type of establishment is this taken?	Is that meat on the plate?	What is being celebrated?
<i>Ours:</i> donut	<i>Ours:</i> zoo	<i>Ours:</i> yes	<i>Ours:</i> birthday
<i>Vgg+LSTM:</i> pizza	<i>Vgg+LSTM:</i> zebra	<i>Vgg+LSTM:</i> no	<i>Vgg+LSTM:</i> pizza
<i>Ground Truth:</i> donut	<i>Ground Truth:</i> zoo	<i>Ground Truth:</i> yes	<i>Ground Truth:</i> birthday
			
What kind of building is this?	Is the weather cold or warm?	Is that normal a banana on a record?	What color is the snow?
<i>Ours:</i> barn	<i>Ours:</i> cold	<i>Ours:</i> no	<i>Ours:</i> white
<i>Vgg+LSTM:</i> church	<i>Vgg+LSTM:</i> sunny	<i>Vgg+LSTM:</i> yes	<i>Vgg+LSTM:</i> blue
<i>Ground Truth:</i> barn	<i>Ground Truth:</i> cold	<i>Ground Truth:</i> no	<i>Ground Truth:</i> white

Table 10. Some examples that our final model gives the right answer while the base line model **VggNet-LSTM** generates the wrong answer. Various question types are shown.







			
What season is it?	What shoe company is advertised?	Is this guy going to jump high?	What is on the keyboard?
Ours: fall	vans	no	mouse
Ground Truth: winter	nike	yes	cat





  

			
What color is the front of the tow truck?	What kind of wood is the table made of?	Where is the telephone?	How deep is water?
Ours: red	oak	on desk	shallow
Ground Truth: white	cherry	on nightstand	10 feet

			
Who ate some of the cake?	What city is this?	What utensils are shown?	What is the building facade made from?
Ours: man	new york	fork and knife	brick
Ground Truth: person	las vegas	fork	stone

			
What is she holding in her hand?	What creature is this?	What are the colors of the court?	What is on their hand?
Ours: ski poles	horse	blue	hot dog
Ground Truth: ski pole	pegasus	blue and green	glove





			
What's on the floor?	Who took this photo?	What food is this, really?	What kind of weather is this?
Ours: scissors	photographer	chicken	rainy
Ground Truth: tape	christopher brown	cake	cloudy

Table 11. Some fail cases produced by our final model