

Recognizing Activities of Daily Living with a Wrist-mounted Camera

Katsunori Ohnishi, Atsushi Kanehira, Asako Kanezaki, Tatsuya Harada
 Graduate School of Information Science and Technology, The University of Tokyo
 {ohnishi, kanehira, kanezaki, harada}@mi.t.u-tokyo.ac.jp

Abstract

We present a novel dataset and a novel algorithm for recognizing activities of daily living (ADL) from a first-person wearable camera. Handled objects are crucially important for egocentric ADL recognition. For specific examination of objects related to users' actions separately from other objects in an environment, many previous works have addressed the detection of handled objects in images captured from head-mounted and chest-mounted cameras. Nevertheless, detecting handled objects is not always easy because they tend to appear small in images. They can be occluded by a user's body. As described herein, we mount a camera on a user's wrist. A wrist-mounted camera can capture handled objects at a large scale, and thus it enables us to skip object detection process. To compare a wrist-mounted camera and a head-mounted camera, we also develop a novel and publicly available dataset that includes videos and annotations of daily activities captured simultaneously by both cameras. Additionally, we propose a discriminative video representation that retains spatial and temporal information after encoding frame descriptors extracted by Convolutional Neural Networks (CNN).

1. Introduction

Recently, activity recognition from first-person camera views has been attracting increasing interest, motivated by advances in wearable device technology. Recognition of ADL from first-person views is an important task related to activity recognition. ADL are basic activities of a typical human life such as "making coffee" or "cutting paper." If the system recognizes ADL properly, then it is applicable to nursing services, rehabilitation, and lifestyle habit improvements.

To recognize ADL, it is important to examine objects undergoing hand manipulation specifically. For example, a cleaning activity might be recognized only by recognizing that a user is using a vacuum cleaner. One can also recognize coffee-making activity if it is observed that a user is handling a mug and coffee beans. Pirsiavash *et al.*



Figure 1. Activities of daily living (ADL) captured by a wrist-mounted camera (left) and a head-mounted camera (right).

[24] described the importance of recognizing handled objects for ADL recognition. They developed an ADL dataset collected using a chest-mounted camera. Then they implemented ADL recognition in different homes by detecting the user's hands and handled objects. This result suggests the crucial importance of detecting the handled objects properly in various environments for ADL recognition.

In a view from a head-mounted camera or a chest-mounted camera, handled objects are captured at a small scale in various positions. Furthermore, many non-handled objects also appear in the captured image. Consequently, many studies have examined hand-detection or gaze-prediction to develop a means of discerning picked up and handled objects from other detected objects. However, such approaches entail the following difficulties: (a) Despite advances in object detection techniques, object detection is not an easy task in various environments. (b) Discerning a handled object from detected objects with hand-detection or gaze-prediction is not an easy task. (c) To train object detectors, it is necessary to collect numerous images with bounding boxes. Building a high-quality dataset with bounding boxes requires a considerable amount of labor, which hinders us from expanding a dataset.

To train an ADL recognition system without pixel-level annotations or bounding boxes of objects, we consider

mounting a wearable camera on the wrist of the user’s dominant arm because the objects are handled mainly by the user’s dominant hand. We designate this camera as a wrist-mounted camera in this paper. For ADL recognition, a wrist-mounted camera has numerous advantages over a head-mounted camera or a chest-mounted camera: (a) Wrist-mounted cameras can capture a large image of the handled objects. (b) Because handled objects are close to a user’s dominant hand, the object positions are restricted in the images from the wrist-mounted camera. (c) Due to above reasons, we can skip object detection and do not need a dataset of ADL with bounding boxes. We only need a dataset of ADL with annotations about the activity segments in videos.

We also propose a recognition system for videos captured by a wrist-mounted camera that has strong spatial bias and weak temporal bias. As shown in Figure 2, an image captured by a wrist-mounted camera has strong spatial bias, meaning that hand-manipulated objects tend to be located at the central area. In addition, the order of manipulated objects is mostly fixed for each action, which we call “weak temporal bias.” The state-of-the-art video representation, which extracts local features containing spatial information from pre-trained CNN, strongly loses spatial information and completely loses temporal information after encoding. Therefore, we also propose a novel video representation that retains spatial and temporal information after encoding to consider above-mentioned biases.

Our three contributions are the following:

1. We propose the use of a wrist-mounted camera for ADL recognition instead of a head-mounted camera or a chest-mounted camera.
2. We propose a discriminative video representation that retains spatial and temporal information. This is a method for the dataset captured from a wrist-mounted camera that has a large bias of spatial information and a small bias of temporal information.
3. We develop a novel and publicly available dataset that includes videos and annotations of ADL captured from a head-mounted camera and a wrist-mounted camera simultaneously.¹

2. Related work

2.1. Egocentric vision for ADL recognition

Various approaches for ADL recognition based on handled objects have been proposed [22, 26, 32]. Because wearable devices with cameras such as GoPro and Google-Glasses have been developed recently, ADL recognition with viewpoint-cameras has received a considerable amount of attention. Some works of egocentric ADL recognition have achieved results in a *single environment*, such as a kitchen or an office [9, 7, 17, 18].

¹We will make this dataset publicly available later. If you would like to use this dataset now, contact us at ohnishi@mi.t.u-tokyo.ac.jp

For more practical settings, Pirsiavash *et al.* [24] estimated the type of a handled object by detecting the object and arm from a wearable camera’s viewpoint. They demonstrated that action recognition performs well in *diverse environments*. However, it is necessary to provide positional information of all objects in the video at the time of learning. In addition, detecting an entire handled object itself is still difficult. Although their dataset has various annotations, such as type of activity and duration of its completion, as well as type of an object and its location, it took over one month to label various annotations by 10 part-time annotators. Consequently, expanding the dataset is not practical. In a more practical setting, an ADL recognition system that uses wearable devices in diverse environments should be trained with labels obtained by simpler annotation method.

2.2. Video representation for action recognition

Video representation has been well studied in the action recognition domain. Some Deep-Learning approaches for action recognition have been proposed [21, 28]. However, these approaches require the use of large-scale video datasets (e.g. Sports 1M [14]), which are difficult to address and which require enormous amounts of time for the whole learning process.

Motion features: The general pipeline to obtain a video representation for action recognition models the distribution of local features from training videos. Local features representing motion information (e.g., HOG [4], HOF [19], and MBH [5]) are usually used. The combination of local features and improved Dense Trajectory (iDT) [31], which compensates for camera motion, is the de facto standard. It has shown great performance for action recognition [30].

CNN descriptors: CNN has achieved superior results to the standard pipeline for object recognition [16]. Jain *et al.* [12] brought CNN to action recognition. They obtain the state of the fully connected layer from each frame in videos and calculate the video representation by averaging all CNN features. It therefore exhibits performance that is surprisingly comparable to the combination of iDT, MBH, and Fisher Vector (FV) [23]. To obtain more discriminative features containing spatial information, Xu *et al.* [33] proposed extraction of Latent Concept Descriptors (LCD) from pool₅ layer and application of VLAD [13] instead of averaging. However, spatial information is ignored when applying VLAD. Since our task is an intermediate task of action recognition and object recognition, we develop the CNN-based video representation above to design the video representation for ADL recognition from wrist-mounted cameras, which have strong spatial information bias.

3. Wrist-mounted cameras

Some works in the area of interface research have shed light on wrist-mounted cameras [29, 15]. In ADL recogni-



Figure 2. Mean images of a head-mounted camera (**left**) and a wrist-mounted camera (**right**). Skin pixels are visible on the right side of the wrist-mounted camera image, although we cannot see anything in the head-mounted camera image. This implies that the user’s hand always appears in the right side and handled objects appear near the center of the wrist-mounted camera image.

tion, Maekawa *et al.* [20] conduct multimodal ADL recognition using a wrist-mounted device that has a camera, microphone, acceleration sensor, illuminance meter, and a digital compass. However, the color histogram alone is used as an image feature. This system is too simple to identify handled objects. Wrist-mounted cameras have never been evaluated carefully in ADL recognition. Therefore, we discuss the superiority of wrist-mounted cameras in this section.

Wrist-mounted cameras capture handled objects very closely, as shown in Figure 1. In addition, as shown in Figure 2, the user’s hand invariably appears on the right side of the image captured by a wrist-mounted camera unlike a head-mounted camera. This trend of wrist-mounted cameras also means that handled objects always appear near the center of the captured image. Because of these strong spatial biases, we can recognize handled objects well even without manually annotating bounding boxes of objects in the dataset. We need only to annotate the time segments of the activities. Wrist-mounted cameras have limitations: they can not take pictures of human faces or recognize posture-defined actions such as “jumping” or “skipping.” In spite of such limitation, wrist-mounted cameras are more suitable for recognizing ADL, which mostly involves object manipulation.

As another feature, wrist-mounted cameras can process large motions. Because the handled objects and a wrist-mounted camera move together, other irrelevant parts, which move relative to wrist-mounted camera, are blurred, whereas the handled objects are captured clearly. In addition, the objects, while moving, appear as static in the camera view, which enables robust recognition. This blurring effect is better-obtained by setting the focal length to 10–30 cm. This effect not only facilitates recognition; it can also deal with privacy issues. For head-mounted cameras such as Google Glass, privacy issues and wearability have been argued. However, wrist-mounted devices are currently in use (e.g., Apple Watch) and the blurring effect can alleviate privacy concerns of users. Additionally, it is true that a wrist-mounted camera might disturb some actions such as typing. However, if a small camera were invented, one

could attach it on a watch to avoid such disturbances. We believe that our work will help spread the use of cameras attached to wrist-mounted devices.

4. Video representation

We propose a new video representation based on latent concept descriptors (LCD) [33] to take advantage of strong spatial bias and weak temporal bias of the video captured by a wrist-mounted camera. Although LCD retains the spatial information in each frame at the descriptor level, spatial information and temporal information are dropped when the descriptors are encoded and aggregated into a video representation. However, the video captured by a wrist-mounted camera has a strong spatial bias, as described in Section 3. Although not as strong as spatial bias, temporal bias also exists because the order of handling objects is fixed roughly in each action class. Therefore, we use the benefits of these spatial and temporal biases specific for a wrist-mounted camera and ADL.

Our method encodes LCD at each location in all frames into single VLAD [13] vectors and optimizes the weights for the VLAD vectors to aggregate them into a video representation. The weight for a VLAD vector extracted from each location is designated as a spatial weight. Furthermore, we propose a method that divides a video into short sequences and optimizes the temporal weights for aggregating descriptors. Here, we describe the original LCD in Section 4.1, the proposed method to optimize spatial weights in Section D.2, and the proposed method to optimize spatial and temporal weights in Section 4.3.

4.1. CNN latent concept descriptors

Latent concept descriptors (LCD) [33] constitute a state-of-the-art video representation using CNN, which is obtained as follows. (i) Given a video \mathcal{E} including T frames $\mathcal{E} = \{I_1, I_2, \dots, I_T\}$, each frame is input to VGG-net [25] pre-trained on the ImageNet2012 dataset [6] to obtain the pool₅ layer’s output. The dimension of pool₅ features is $a \times a \times M$, where a is the size of filtered images of the last pooling layer and M is the number of convolutional filters in the last convolutional layer (in case of VGG-net, $a = 7$ and $M = 512$). (ii) The responses of M filters are concatenated for the respective locations of the pool₅ layer.

Then a set of a^2 descriptors $\mathbf{f}_{(i,j)}^t \in \mathbb{R}^M$ is obtained from the t -th frame as follows.

$$\mathcal{F}^t = \{\mathbf{f}_{(1,1)}^t, \mathbf{f}_{(1,2)}^t, \dots, \mathbf{f}_{(a,a)}^t\}. \quad (1)$$

(iii) All descriptors in $\{\mathcal{F}^1, \dots, \mathcal{F}^T\}$ are encoded with VLAD into a video representation \mathbf{v} . Letting $\{c_1, \dots, c_K\}$ denote a set of K coarse centers obtained by K-means, we

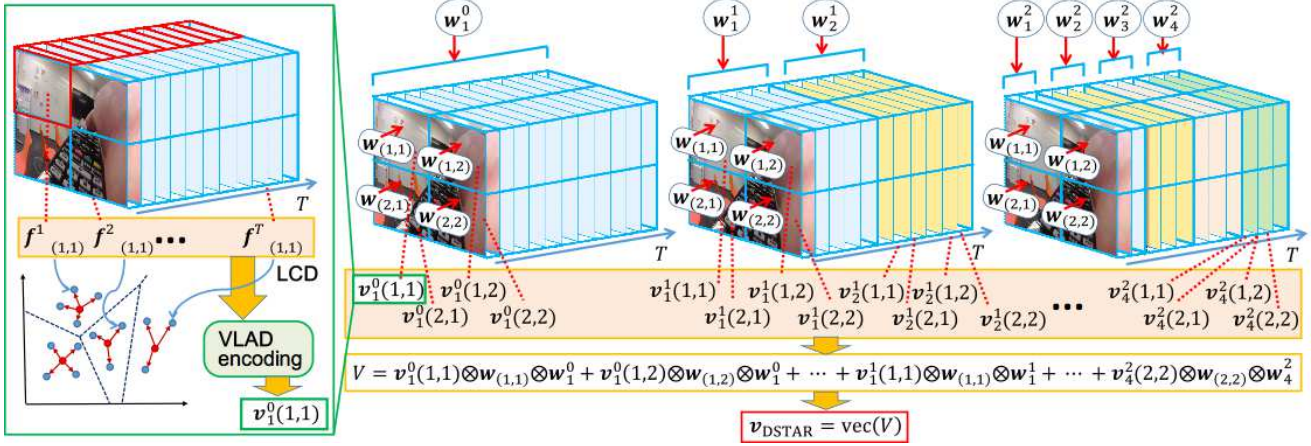


Figure 3. Illustration of the proposed video representation v_{DSTAR} . For this example, we set $a = 2$ and $L = 2$.

obtain u_k ($k = 1, \dots, K$) as follows.

$$u_k = \sum_{(t,i,j) \in \{(t,i,j) | \text{NN}(\mathbf{f}_{(i,j)}^t) = \mathbf{c}_k\}} (\mathbf{f}_{(i,j)}^t - \mathbf{c}_k), \quad (2)$$

Therein, $\text{NN}(\mathbf{f}_{(i,j)}^t)$ represents the nearest center of $\mathbf{f}_{(i,j)}^t$. Then v is obtained as an MK -dimensional VLAD encoding vector by concatenating u_k over all K centers. (iv) Finally, v is normalized by power and L2 normalization with intra-normalization [3].

4.2. Discriminative spatial aggregated latent concept descriptors

The original LCD [33] drops the spatial information in the process of VLAD encoding because the descriptors are equally weighted when they are encoded with VLAD into a video representation v . We introduce spatial weights for the VLAD encoding vectors distinguished by their locations when we aggregate them into a final video representation. Because of the spatial weights, we can address the spatial bias such that the center area is more important than its surroundings, for example, because hand-manipulated objects tend to be located at the center view of a wrist-mounted camera. Specifically, we obtain a video representation $v(i, j)$ for each cell (i, j) over all the T frames by encoding the descriptors in a set $\mathcal{F}_{(i,j)} = \{f_{(i,j)}^1, \dots, f_{(i,j)}^T\}$. In the same manner as [33], $v(i, j)$ is normalized by power and L2 normalization with intra-normalization. Letting $w_{(i,j)} \in \mathbb{R}^{N_{\text{sp}}}$ denote a N_{sp} -dimensional weight vector, we obtain a weighted sum of $v(i, j)$ as

$$V = \sum_{i=1}^a \sum_{j=1}^a v(i, j) w_{(i,j)}^\top = V_{\text{sp}} W_{\text{sp}}, \quad (3)$$

where $V_{\text{sp}} \in \mathbb{R}^{MK \times a^2}$ and $W_{\text{sp}} \in \mathbb{R}^{a^2 \times N_{\text{sp}}}$ are defined as shown below.

$$V_{\text{sp}} = (v(1, 1), v(1, 2), \dots, v(a, a)), \quad (4)$$

$$W_{\text{sp}} = (w_{(1,1)}, w_{(1,2)}, \dots, w_{(a,a)})^\top. \quad (5)$$

As described in this paper, we obtain W_{sp} by arranging N_{sp} eigenvectors $x \in \mathbb{R}^{a^2}$ obtained by PLS in N_{sp} rows. Details related to computing the eigenvectors are given in Supplemental Materials. Finally, we obtain a video representation $v_{\text{DSAR}} \in \mathbb{R}^{MK N_{\text{sp}}}$, which is called Discriminative Spatial Aggregated Latent-concept-descriptors (DSAR), by concatenating all elements in $V \in \mathbb{R}^{MK \times N_{\text{sp}}}$ in (3). Here, v_{DSAR} is normalized by power and L2 normalization.

The idea to use the eigenvectors obtained by PLS as spatial weights is derived from Discriminative Spatial Pyramid Representation (D-SPR) [10]. Consequently, the proposed method described in this section can be regarded as the combination of LCD and D-SPR. Our method optimizes the weights for $a \times a$ cells in the output of pool₅, whereas D-SPR optimizes the weights for areas in a spatial pyramid of each frame.

4.3. Discriminative spatio-temporal aggregated latent concept descriptors

Wrist-mounted camera dataset has not only a strong spatial information bias; it also has a weak temporal information bias. The original LCD described in Section 4.1 and the proposed DSAR described in Section D.2 lose temporal information in the process of VLAD encoding. We introduce temporal weights for the VLAD encoding vectors distinguished by their time stamps when we aggregate them into a final video representation. Because of the temporal weights, we can assign the importance of each frame into a whole video representation. Specifically, we split a video into 2^l sequences consisting of equal numbers of frames $T/2^l$. The s -th sequence is a set of frames $\{I_{(s-1)T/2^l+1}, \dots, I_{sT/2^l}\}$ ($s = 1, \dots, 2^l$). Then we obtain a video representation $v_s^l(i, j)$ for each cell (i, j) over all the $T/2^l$ frames in the s -th sequence by encoding the descriptors in a set $\mathcal{F}_{(i,j)}^s = \{f_{(i,j)}^{(s-1)T/2^l+1}, \dots, f_{(i,j)}^{sT/2^l}\}$. Here we consider multiple levels of the splitting ($l = 0, \dots, L$) such that we

obtain a set of $\mathbf{v}_s^l(i, j)$ as follows.

$$\mathcal{V} = \{\mathbf{v}_1^0(i, j), \mathbf{v}_1^1(i, j), \dots, \mathbf{v}_1^L(i, j), \dots, \mathbf{v}_{2L}^L(i, j)\} \\ (i = 1, \dots, a, j = 1, \dots, a). \quad (6)$$

Again, $\mathbf{v}_s^l(i, j)$ is normalized by power and L2 normalization with intra-normalization. Letting $\mathbf{w}_s^l \in \mathbb{R}^{N_{\text{tmp}}}$ denote a N_{tmp} -dimensional weight vector, we obtain a weighted sum of $\mathbf{v}_s^l(i, j)$ as follows.

$$V = \sum_{i=1}^a \sum_{j=1}^a \sum_{l=0}^L \sum_{s=1}^{2^l} \mathbf{v}_s^l(i, j) \otimes \mathbf{w}_{(i,j)} \otimes \mathbf{w}_s^l. \quad (7)$$

Here we define $V(i, j) \in \mathbb{R}^{MK \times d}$, $V_s^l \in \mathbb{R}^{MK \times a^2}$, and $W_{\text{tmp}} \in \mathbb{R}^{d \times N_{\text{tmp}}}$ where $d = \sum_{l=0}^L 2^l = 2^{L+1} - 1$ as shown below.

$$V(i, j) = (\mathbf{v}_1^0(i, j), \mathbf{v}_1^1(i, j), \dots, \mathbf{v}_1^L(i, j), \dots, \mathbf{v}_{2L}^L(i, j)), \quad (8)$$

$$V_s^l = (\mathbf{v}_s^l(1, 1), \mathbf{v}_s^l(1, 2), \dots, \mathbf{v}_s^l(a, a)), \quad (9)$$

$$W_{\text{tmp}} = (\mathbf{w}_1^0, \mathbf{w}_1^1, \dots, \mathbf{w}_1^L, \dots, \mathbf{w}_{2L}^L)^\top. \quad (10)$$

As described in this paper, we optimize spatial weights W_{sp} and temporal weights W_{tmp} iteratively and alternately. Specifically, we repeat the following two steps.

Step 1: optimizing W_{sp}

In this step, we fix W_{tmp} and optimize W_{sp} . We obtain MKN_{tmp} -dimensional vectors $\mathbf{g}_{(i,j)}$ by concatenating all the elements in $V(i, j)W_{\text{tmp}}$. Letting $V' \in \mathbb{R}^{MK \times N_{\text{tmp}} \times a^2}$ denote $(\mathbf{g}_{(1,1)}, \mathbf{g}_{(1,2)}, \dots, \mathbf{g}_{(a,a)})$, (7) can be rewritten as

$$V = V'W_{\text{sp}}. \quad (11)$$

This formulation is identical to (3). Therefore, we optimize W_{sp} in the manner described in Section D.2.

Step 2: optimizing W_{tmp}

In this step, we fix W_{sp} and optimize W_{tmp} . We obtain MKN_{sp} -dimensional vectors \mathbf{h}_s^l by concatenating all the elements in $V_s^l W_{\text{sp}}$. Letting $V'' \in \mathbb{R}^{MK \times N_{\text{sp}} \times d}$ denote $(\mathbf{h}_1^0, \mathbf{h}_1^1, \dots, \mathbf{h}_1^L, \dots, \mathbf{h}_{2L}^L)$, then (7) can be rewritten as

$$V = V''W_{\text{tmp}}. \quad (12)$$

This formulation is identical to (3). Therefore, we optimize W_{tmp} in the manner presented in Section D.2.

We iterate Step 1 and Step 2 several times. Finally, we obtain a video representation $\mathbf{v}_{\text{DSTAR}} \in \mathbb{R}^{MK \times N_{\text{sp}} \times N_{\text{tmp}}}$, which is called Discriminative Spatiotemporal Aggregated Latent-concept-descriptors (DSTAR), by concatenating all the elements in $V \in \mathbb{R}^{MK \times N_{\text{sp}} \times N_{\text{tmp}}}$ in (7) with power and L2 normalization. An illustration of $\mathbf{v}_{\text{DSTAR}}$ is shown in Figure 3.

Action name	Mean of length (s)	Number of occurrences
vacuuming	38.1	17
empty trash	11.5	22
wipe desk	35.7	23
turn on air-conditioner	6.9	27
open and close door	6.4	34
make coffee	88.2	24
make tea	70.0	22
wash dishes	31.3	29
dry dishes	15.7	27
use microwave	33.7	26
use refrigerator	6.8	42
wash hands	11.9	32
dry hands	7.9	29
drink water from a bottle	13.8	26
drink water from a cup	7.8	31
read book	28.5	28
write on paper	16.6	29
open and close drawer	6.0	30
cut paper	14.7	28
staple paper	7.8	28
fold origami	68.7	23
use smartphone	23.1	29
watch TV	21.6	22

Table 1. Duration of each class and the distribution of the 23 classes in our dataset.

5. Dataset

We created a new ADL dataset that uses both a wrist-mounted camera and a head-mounted camera, because there are as yet no published ADL datasets that use wrist-mounted cameras. In this section, we present the details of our dataset.

5.1. Activity class

We chose activity classes by referring to previous studies of ADL [24, 27, 8]. First, we removed some classes that many users were reluctant to record on video such as “brushing teeth” and “laundry.” Next, to introduce more variety into our dataset, we added some actions referring to other ADL recognition studies [27] and an evaluation of Alzheimer rehabilitation [8]. As Table 1 shows, we strove to recognize 23 ADL classes in this study. Detailed information is given in the Supplemental Materials.

5.2. Collection and annotation

To assemble the dataset, we used a GoPro HERO3+² as the head-mounted camera and an HX-A100³ as the wrist-mounted camera. Each user wore these two cameras, as shown in Figure 4. Each user therefore recorded two videos simultaneously. As in previous ADL egocentric dataset [24], we did not instruct users in detail how to act to obtain realistic data. After taking videos, all users manually

²<http://jp.shop.gopro.com/cameras>

³<http://panasonic.jp/wearable/a100>




Figure 4. Wearing a head-mounted camera and a wrist-mounted camera



Figure 5. Example images from our head-mounted dataset (top-half) and wrist-mounted dataset (bottom-half). We present a wide variety of scenes and ADL classes.

annotated the duration and the action class in their own videos. The definition of an action includes some initial and final actions related to the action. For example, the action “cutting paper” is defined as follows: The initial action of “cutting paper” is to take scissors from the table and the final action is to put it on the table. We recruited 20 people to perform these tasks. All users were right handed. Our wrist-mounted camera and head-mounted camera dataset respectively produced 6.5 hours (about 690,000 frames) of images.

5.3. Characteristics

Various objects are handled in daily life. Therefore, for ADL recognition, it is important to be able to recognize them in diverse environments. For this study, we asked users to take videos in their own homes. As shown in examples in Figure 5, the environments caught on camera differ depending on the user. More examples are shown in supplemental materials.

6. Experiments

6.1. Experiment protocols

We use 16-layer VGG-net [25] pre-trained on the ImageNet 2012 dataset [6] for CNN architecture in the same

Video features	WCD	HCD
LCD+VLAD [33]	78.6	62.4
LCDspp+VLAD [33]	73.4	51.3
DSAR (ours)	82.0	61.6
DSTAR (ours)	83.7	62.0

Table 2. Mean classification accuracy of proposed methods on the wrist-mounted camera dataset (WCD) and the head-mounted camera dataset (HCD).

manner as LCD [33]. Motion features are also important in action recognition. Therefore, we evaluate our dataset not only with CNN descriptors but also with Improved Dense Trajectories (iDT) [31]. Following [31], we reduce the dimensions of descriptors (HOG, HOF, and MBH) by a factor of 2 with PCA and encode them with Fisher Vectors (FV), where the component number of Gaussian Mixture Model is 256. We apply power and L2 normalization to aggregated vectors. As a classifier, we use a one-vs.-all SVM with linear kernel, setting $C = 100$. We used leave-one-user-out cross-validation for evaluation so that the same person does not appear across both training and test data for ADL recognition. The iteration number of our methods is fixed at five because it usually converges in a few iterations.

6.2. Evaluating DSTAR and our dataset

We evaluate our approach on our wrist-mounted camera dataset (WCD) and head-mounted camera dataset (HCD). For fair comparison, we reduced LCD dimensions from 512-D to a various range of dimensions such as 64-D, 128-D, and 256-D with PCA, and encoded them with a various numbers of centers K in VLAD such as $K = 64, 128, 256, 512, 1024$ as in [33] to find the best ones. We also explore the best choice of dimensions, K , N_{sp} , and N_{tmp} for our method. We describe the best parameters and how they are determined in Supplemental Materials because of limited space here.

Table 2 presents the action classification accuracy of our dataset. Comparing cameras, accuracy on WCD is superior to that on HCD for every method. Next, we compare each method on WCD. Actually, DSAR, which retains spatial information after encoding, shows superior performance to LCD; DSTAR, which retains not only spatial information but also temporal information, exhibits superior performance to DSAR on both datasets. Results show that LCD with a Spatial Pooling Layer (LCDspp) does not improve performance on our dataset, unlike TRECVID MEDTest 13 and 14 [1, 2]. The images captured by a wrist-mounted camera have strong spatial bias, and ADL actions have weak temporal bias, as described in Section 3. From the obtained results, we can confirm that using spatial and temporal bias improves recognition accuracy on WCD. However, DSAR and DSTAR do not improve HCD performance. As shown in Figure 2, we cannot confirm strong spatial bias in the images captured by a head-mounted camera. Cutting



Figure 6. Visualization example of iDT on head-mounted camera (**left**) and wrist-mounted camera (**right**). These images are captured simultaneously. Green lines are trajectories that are removed from backgrounds by iDT. It is apparent that many background points in the image of a wrist-mounted camera are regarded as the foreground because of large motion on the wrist-mounted camera.

Video features	WCD	HCD
iDT+FV [31]	73.6	78.1
LCD & iDT+FV	84.1	80.5
DSTAR & iDT+FV	85.5	80.2
DSTAR (WCD) & iDT+FV (HCD)	89.7	

Table 3. Mean classification accuracy of combining CNN-based descriptors with motion features, and a wrist-mounted camera with a head-mounted camera.

features in every cell only makes features sparse. Aggregated video representation does not get more discriminative than without cutting if images have no strong spatial bias. Consequently, DSAR and DSTAR can be shown to improve recognition accuracy more for WCD than for HCD. Through these recognition results, we can confirm that using wrist-mounted camera and considering spatial and temporal information improve ADL recognition performance.

6.3. Fusing motion features and cameras

From Tables 2 and 3, we can confirm that iDT features are less discriminative than CNN-based features on WCD.

Comparing iDT on both cameras, iDT on HCD shows better performance than on WCD unlike CNN descriptors. We can ascertain this reason from Figure 6. As the figure shows, iDT fails to remove backgrounds from the video captured by a wrist-mounted camera compared with a head-mounted camera because of the large motion of the camera. Therefore, iDT on HCD is superior to that on WCD.

Jain *et al.* [11] showed that combining object features extracted by CNN with motion features such as iDT boosts action classification accuracy. Following their conclusion, we also demonstrate how our method is affected by the combination of motion features. We fuse our methods with iDT on each dataset by simply averaging the score obtained using our methods and the mean score obtained by all iDT scores. As Table 3 shows, the performance of motion features is pushed up by our methods more than by LCD. Al-




Figure 7. Visualization of DSTAR *spatial* weights on the wrist-mounted camera dataset.

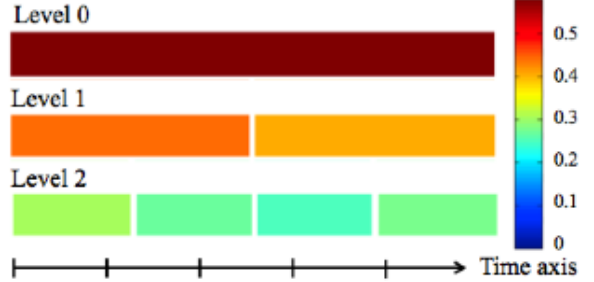


Figure 8. Visualization of DSTAR *temporal* weights on the wrist-mounted camera dataset.

though iDT features are more discriminative on HCD than on WCD, combined features shows better performance on WCD than on HCD. Unlike action recognition, object features are more effective than motion features in ADL recognition because the critical key is the handled object. Therefore, we can find that wrist-mounted cameras are more suitable for ADL recognition than head-mounted cameras.

In case the user wears both a head-mounted camera and a wrist-mounted camera, we can choose superior information from wrist-mounted cameras and head-mounted cameras. Better object information is obtainable from wrist-mounted cameras, but better motion information is obtainable from head-mounted cameras. Therefore, we combine DSTAR on WCD with iDT on HCD to achieve the best accuracy of 89.7% on our dataset.

6.4. Visualized weights of DSTAR

Figures 7 and 8 show absolute values of spatial and temporal weights W_{sp} and W_{tmp} calculated using DSTAR on WCD. This figure presents optimal discriminative weights for respective cells.

Spatial weight: In Figure 7, it is apparent that cells near the center are important for classification, whereas cells on the right side are less important. The user's palm always appears. No object appears on the right side of a wrist-mounted camera image. Therefore, the right side area in the image has less information for recognition. The features obtained from the upper left cell and the bottom left cell are also less discriminative because backgrounds unrelated to the user's action are often captured in these cells. However, handled objects often appear in the middle area

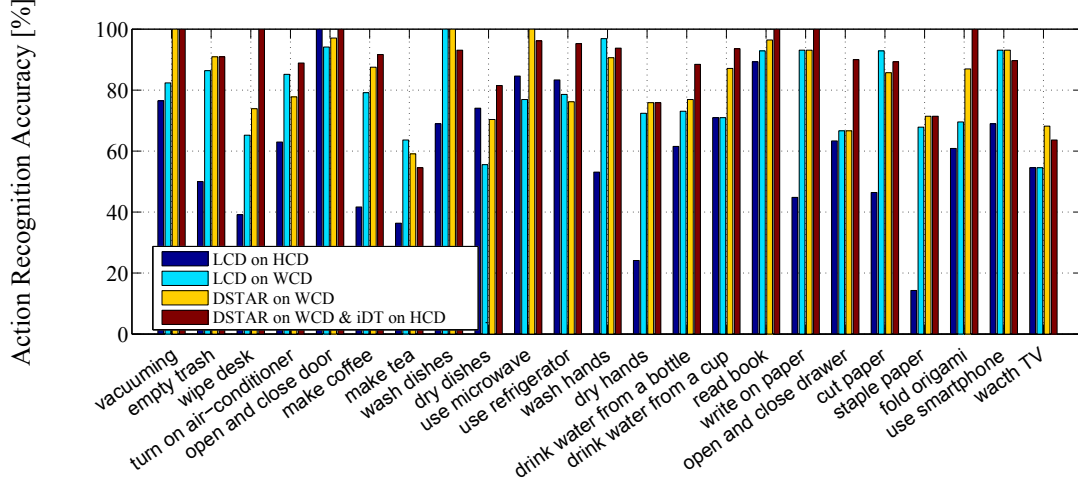


Figure 9. This figure represents recognition accuracy of each ADL class. It also shows the differences between the models.

of a wrist-mounted camera image. Discriminative features can be obtained from the cells of these areas.

Temporal weight: Although not as strong as spatial bias of the image captured by a wrist-mounted camera, each ADL class has weak temporal bias. As Figure 8 shows, although full length features (level 0) are most important, temporally cut features (levels 1 and 2) have different weights. Using temporally cut pyramids improves the recognition performance as presented in Table 2. Additionally, slight differences are apparent at the same level. At level 2, the beginning and the end of the action are slightly more important than the middle of the action.

6.5. Analysis of ADL classification results

We analyze the classification results here. Figure 9 presents results of four different methods: LCD on HCD, LCD on WCD, DSTAR on WCD, and finally DSTAR on WCD & iDT on HCD.

Comparing HCD with WCD: We first compare both cameras using LCD. Results show that 18 classes show superior performance on WCD over HCD; these classes are improved by 28.1% on average. Especially, “write on paper,” “cut paper,” and “staple paper” are improved significantly. These classes are actions by which users use small objects such as a pen, scissors, and a stapler. A head-mounted camera captures these objects at a small scale. However, a wrist-mounted camera can capture large-scale images even of small objects. Four classes, however, show inferior performance on WCD compared to HCD and “dry dishes” is the class in which the classification accuracy declines considerably: 18.5%. On WCD, “dry dishes” is more confused with “wash dishes” than on HCD, although all actions of “wash dishes” are recognized correctly.

Comparing LCD with DSTAR: Next, we compare DSTAR with LCD on WCD. Using DSTAR instead of LCD improves the accuracy on 14 classes. Its average improve-

ment rate is 10.1%. One significantly improved action class is “vacuuming.” When we use a vacuum cleaner with wrist-mounted camera, floor and other unrelated backgrounds appear on the left side of the wrist-mount camera image. Actually, DSTAR is considered to improve the performance by reducing the importance of the feature extracted from these areas. On five classes, the accuracy is decreased, but the average rate of decrease is only 5.5%.

Adding iDT on HCD with DSTAR on WCD: Finally, we see how adding iDT affects HCD. Actually, 14 classes improve their performance by adding iDT on HCD; these classes are improved by 10.4% on average. Especially, “wipe desk” is highly improved. Because the object information of “wipe desk” on HCD is often confused with other actions done near the table, using a wrist-mounted camera improves the performance. However, the “wipe desk” motion is distinctive. Consequently, adding iDT on HCD boosts performance again. Only on five classes, the accuracy is declined and the average is only 4.7%. In case the user wears both cameras, we can obtain better recognition.

7. Conclusion

This study examines recognition of ADL with a wrist-mounted camera. We develop a publishable dataset of videos taken with a head-mounted camera and a wrist-mounted camera. Additionally, we propose a novel video representation that aggregates CNN descriptors spatially and temporally, and optimize their weights both iteratively and alternately. Finally, using the proposed dataset, we quantitatively demonstrate the benefits of a wrist-mounted camera over a head-mounted camera and those of our proposed method over the previous method. We believe that our work will help spread the use of cameras attached to wrist-mounted devices.

References

- [1] TRECVID MED 13. <http://www.nist.gov/itl/iad/mig/med13.cfm>. 6
- [2] TRECVID MED 14. <http://www.nist.gov/itl/iad/mig/med14.cfm>. 6
- [3] R. Arandjelovic and A. Zisserman. All about VLAD. In *CVPR*, 2013. 4
- [4] N. Dalal and B. Triggs. Histograms of oriented gradients for human detection. In *CVPR*, 2005. 2
- [5] N. Dalal, B. Triggs, and C. Schmid. Human detection using oriented histograms of flow and appearance. In *ECCV*, 2006. 2
- [6] J. Deng, W. Dong, R. Socher, L.-J. Li, K. Li, and L. Fei-Fei. Imagenet: A large-scale hierarchical image database. In *CVPR*, 2009. 3, 6
- [7] A. Fathi, X. Ren, and J. M. Rehg. Learning to recognize objects in egocentric activities. In *CVPR*, 2011. 2
- [8] D. Galasko, D. Bennett, M. Sano, C. Ernesto, R. Thomas, M. Grundman, and S. Ferris. An inventory to assess activities of daily living for clinical trials in Alzheimer's disease. *Alzheimer Disease & Associated Disorders*, 11:33–39, 1997. 5
- [9] M. Hanheide, N. Hofemann, and G. Sagerer. Action recognition in wearable assistance system. In *ICPR*, 2006. 2
- [10] T. Harada, Y. Ushiku, Y. Yamashita, and Y. Kuniyoshi. Discriminative spatial pyramid. In *CVPR*, 2011. 4, 10, 14
- [11] M. Jain, J. C. van Gemert, and C. G. Snoek. What do 15,000 object categories tell us about classifying and localizing actions? In *CVPR*, 2015. 7
- [12] M. Jain, J. C. van Gemert, and C. G. M. Snoek. University of amsterdam at THUMOS Challenge 2014. In *ECCV workshop on THUMOS Challenge*, 2014. 2
- [13] H. Jégou, M. Douze, C. Schmid, and P. Pérez. Aggregating local descriptors into a compact image representation. In *CVPR*, 2010. 2, 3
- [14] A. Karpathy, G. Toderici, S. Shetty, T. Leung, R. Sukthankar, and L. Fei-Fei. Large-scale video classification with convolutional neural networks. In *CVPR*, 2014. 2
- [15] D. Kim, O. Hilliges, S. Izadi, A. D. Butler, J. Chen, I. Oikonomidis, and P. Olivier. Digits: freehand 3D interactions anywhere using a wrist-worn gloveless sensor. In *UIST*, 2012. 2
- [16] A. Krizhevsky, I. Sutskever, and G. E. Hinton. Imagenet classification with deep convolutional neural networks. In *NIPS*, 2012. 2
- [17] Y. Li, A. Fathi, and J. M. Rehg. Learning to predict gaze in egocentric video. In *ICCV*, 2013. 2
- [18] Y. Li, Z. Ye, and J. M. Rehg. Delving into egocentric actions. In *CVPR*, 2015. 2
- [19] B. D. Lucas and T. Kanade. An iterative image registration technique with an application to stereo vision. *IJCAI*, 81:674–679, 1981. 2
- [20] T. Maekawa, Y. Yanagisawa, Y. Kishino, K. Ishiguro, K. Kamei, Y. Sakurai, and T. Okadome. Object-based activity recognition with heterogeneous sensors on wrist. In *ICPC*, 2010. 3
- [21] J. Y.-H. Ng, M. Hausknecht, S. Vijayanarasimhan, O. Vinyals, R. Monga, and G. Toderici. Beyond short snippets: Deep networks for video classification. In *CVPR*, 2015. 2
- [22] D. J. Patterson, D. Fox, H. Kautz, and M. Philipose. Fine-grained activity recognition by aggregating abstract object usage. In *ISWC*, 2005. 2
- [23] F. Perronnin and C. Dance. Fisher kernels on visual vocabularies for image categorization. In *CVPR*, 2007. 2
- [24] H. Pirsiavash and D. Ramanan. Detecting activities of daily living in first-person camera views. In *CVPR*, 2012. 1, 2, 5
- [25] K. Simonyan and A. Zisserman. Very deep convolutional networks for large-scale image recognition. *arXiv:1409.1556*, 2014. 3, 6, 14
- [26] M. Stikic, T. Huynh, K. Van Laerhoven, and B. Schiele. ADL recognition based on the combination of RFID, and accelerometer sensing. In *Pervasive Computing Technologies for Healthcare*, 2008. 2
- [27] E. M. Tapia, S. S. Intille, and K. Larson. Portable wireless sensors for object usage sensing in the home: Challenges and practicalities. In *Ambient Intelligence*, 2007. 5
- [28] D. Tran, L. Bourdev, R. Fergus, L. Torresani, and M. Paluri. C3D: generic features for video analysis. *arXiv:1412.0767*, 2014. 2
- [29] A. Vardy, J. Robinson, and L.-T. Cheng. The wristcam as input device. In *ISWC*, 1999. 2
- [30] H. Wang, A. Kläser, C. Schmid, and C.-L. Liu. Dense trajectories and motion boundary descriptors for action recognition. *IJCV*, 103:60–79, 2013. 2
- [31] H. Wang and C. Schmid. Action recognition with improved trajectories. In *ICCV*, 2013. 2, 6, 7
- [32] J. Wu, A. Osuntogun, T. Choudhury, M. Philipose, and J. M. Rehg. A scalable approach to activity recognition based on object use. In *ICCV*, 2007. 2
- [33] Z. Xu, Y. Yang, and A. G. Hauptmann. A discriminative CNN video representation for event detection. In *CVPR*, 2015. 2, 3, 4, 6, 12

Supplemental Material

A. Calculating PLS to compute eigenvectors that construct a weight matrix W_{sp}

We compute eigenvectors that construct W_{sp} by calculating partial least squares (PLS). The idea to use PLS for obtaining weights for discriminative features was derived from [10]. Here, we reproduce Eq. (3), (4), and (5) in our paper below:

$$V = \sum_{i=1}^a \sum_{j=1}^a v(i, j) \mathbf{w}_{(i, j)}^\top = V_{\text{sp}} W_{\text{sp}}, \quad (13)$$

$$V_{\text{sp}} = (\mathbf{v}(1, 1), \mathbf{v}(1, 2), \dots, \mathbf{v}(a, a)), \quad (14)$$

$$W_{\text{sp}} = (\mathbf{w}_{(1, 1)}, \mathbf{w}_{(1, 2)}, \dots, \mathbf{w}_{(a, a)})^\top. \quad (15)$$

We let $\mathbf{w} \in \mathbb{R}^{a^2}$ be a column vector in W_{sp} and $\mathbf{x} \in \mathbb{R}^{MK}$ denote the corresponding column vector in V (i.e. $\mathbf{x} = V_{\text{sp}} \mathbf{w}$). Suppose that we have N labeled training samples $\{\mathbf{x}_i, y_i\}_{i=1}^N$ with C classes, where $\mathbf{x}_i = V_{\text{sp}}^i \mathbf{w}$ and y_i represents the class label of the i -th training sample ranging from 1 to C . The between-class covariance matrix S_b can be written as follows:

$$S_b = \frac{1}{N} \sum_{c=1}^C n_c (\bar{\mathbf{x}}_c - \bar{\mathbf{x}})(\bar{\mathbf{x}}_c - \bar{\mathbf{x}})^\top, \quad (16)$$

where $\bar{\mathbf{x}}_c = \frac{1}{n_c} \sum_{i \in \{i|y_i=c\}} \mathbf{x}_i$, $\bar{\mathbf{x}} = \frac{1}{N} \sum_i \mathbf{x}_i$, and n_c is the number of samples in the c -th class. The trace of S_b is given by:

$$\text{tr} S_b = \mathbf{w}^\top \Sigma_b \mathbf{w}, \quad (17)$$

where

$$\Sigma_b = \frac{1}{N} \sum_{c=1}^C n_c (M_c - M)^\top (M_c - M). \quad (18)$$

Here, $M_c = \frac{1}{n_c} \sum_{i \in \{i|y_i=c\}} \mathbf{x}_i$ is the mean of \mathbf{x}_i belonging to the c -th class, and $M = \frac{1}{N} \sum_i \mathbf{x}_i$ is the mean of all samples in the training dataset. By maximizing Eq. (17) under the condition $\mathbf{w}^\top \mathbf{w} = 1$, we obtain the eigenvector of the following eigenvalue problem:

$$\Sigma_b \mathbf{w} = \lambda \mathbf{w}, \quad (19)$$

where λ is the eigenvalue corresponding to the eigenvector \mathbf{w} . We select the N_{sp} largest eigenvalues $\lambda_1, \dots, \lambda_{N_{\text{sp}}}$, and the corresponding eigenvectors $\mathbf{w}_1, \dots, \mathbf{w}_{N_{\text{sp}}}$. Finally, we create W_{sp} by arranging $\mathbf{w}_1, \dots, \mathbf{w}_{N_{\text{sp}}}$ in a row. As described in our paper, W_{tmp} can be obtained in the same manner as W_{sp} when W_{sp} is fixed.

B. Action definition of our dataset

Table 4 shows the definition of each class in our dataset.

Activity class	Definition
1. Vacuuming	The initial action is taking a vacuum cleaner and the final action is putting it back after vacuuming.
2. Empty trash	The initial action is taking a garbage bag and the final action is tying it.
3. Wipe desk	The initial action is taking a kitchen cloth, the next action is wiping, and the final action is putting it after washing.
4. Turn on air-conditioner	The initial action is taking a remote controller, the next action is turing on, and the final action is making sure an air-conditioner turns on.
5. Open and close door	The initial action is taking door knob and the final action is releasing user's hand.
6. Make coffee	The initial action is taking a drip filter and the final action is throwing it away after pouring.
7. Make tea	The initial action is taking tea bag and the final action is throwing it away after pouring.
8. Wash dishes	The initial action is turning a tap on and the final action is turning it off after washing.
9. Dry dishes	The initial action is taking a cloth and the final action is putting it after drying.
10. Use microwave	The initial action is putting a thing into microwave and the final action is opening microwave and taking the thing out.
11. Use refrigerator	The initial action is opening a refrigerator door, the next action is taking a thing, and the final action is closing the door.
12. Wash hands	The initial action is turning a tap on and the final action is turning it off.
13. Dry hands	The initial action is taking a cloth and the final action is putting the cloth after drying.
14. Drink water from a bottle	The initial action is taking a plastic bottle and the final action is putting it after drinking.
15. Drink water from a cup	The initial action is taking a cup and the final action is putting it after drinking.
16. Read book	The initial action is taking a book and the final action is putting it after reading.
17. Write on paper	The initial action is taking a pen and the final action is putting it after writing.
18. Open and close drawer	The initial action is opening a drawer, the next action is taking a thing, and the final action is closing the drawer.
19. Cut paper	The initial action is taking scissors and the final action is putting them after cutting.
20. Staple paper	The initial action is taking stapler and the final action is putting it after stapling.
21. Fold origami	The initial action is taking origami and the final action is folding it.
22. Use smartphone	The initial action is taking a smartphone and the final action is putting it after using.
23. Watch TV	The initial action is taking a remote controller and the final action is turning TV off after watching.

Table 4. Activity definitions of our dataset

C. Confusion matrix

Figures 10, 11, 12, and 13 are the confusion matrices. We can see how action classes are confused in each figure. For example, “make coffee” and “make tea” are confused in every case. These actions have common handled objects such as a mug and pot. The biggest difference is whether the user uses tea bag or coffee beans and filter. It is difficult for head-mounted camera to recognize these objects. However, wrist-mounted camera can recognize small handed objects easily. Thus, LCD [33] on wrist-mounted camera dataset (WCD) recognizes “make coffee” and “make tea” better than LCD on head-mounted camera dataset (HCD).




Figure 10. The confusion matrix for LCD on HCD

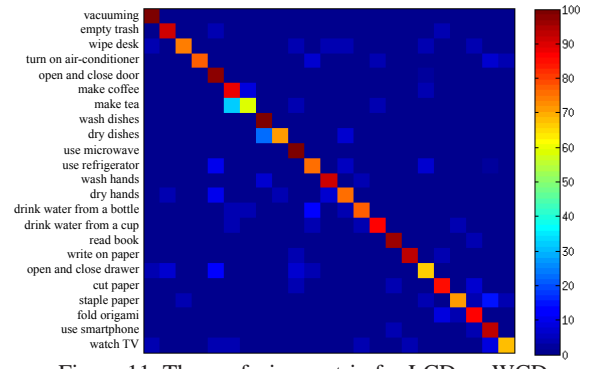


Figure 11. The confusion matrix for LCD on WCD




Figure 12. The confusion matrix for DSTAR on WCD

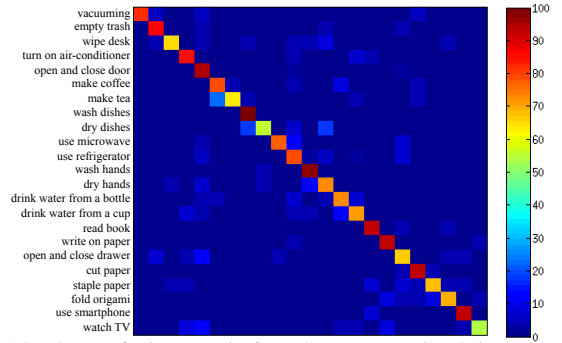


Figure 13. The confusion matrix for DSTAR on WCD & iDT on HCD

D. Analysis of the impact of parameters

In this section, we find the best parameters for each method.

D.1. Parameters for LCD

We first find the best parameters for LCD; the number of centers K in VLAD and descriptor dimension. Table 5 shows that features get more discriminative with the increase of K on WCD. However when $K = 1024$, the features get too sparse and less discriminative. Though we find the best parameter $(K, D) = (128, 256)$, the compressed dimension by PCA dose not seem to have much effect.

Table 6 also shows that features get more discriminative with the increase of K on HCD. However when $K = 512$, the features get too sparse and less discriminative. Unlike WCD, when dimensions of each descriptor are compressed from 512-D to 64-D, they lose the discriminative ability. This is understood as follows: the images captured by wrist-mounted camera have less variety than the images by head-mounted camera. Thus, the descriptors extracted from WCD can be more compact than those from HCD.

Clusters Dimensions	$K = 64$	$K = 128$	$K = 256$	$K = 512$	$K = 1024$
64-D	74.0	74.1	76.0	78.2	77.1
128-D	73.4	74.3	75.8	78.6	77.0
256-D	74.5	76.8	77.1	78.5	77.2

Table 5. Impact on dimensions and numbers of centers K for LCD on WCD

Clusters Dimensions	$K = 64$	$K = 128$	$K = 256$	$K = 512$	$K = 1024$
64-D	48.5	52.5	57.6	56.4	57.0
128-D	54.9	56.0	62.4	62.1	61.2
256-D	56.1	60.8	60.1	61.0	61.5

Table 6. Impact on dimensions and numbers of centers K for LCD on HCD

We also find the best parameter for LCD_{SPP}. Tables 7 and 8 show the obtained results of LCD_{SPP}. We can see similar trend as LCD without Spatial Pooling Pyramid (SPP) layer shown in Tables 5 and 6. The best parameter (K, D) are $(128, 256)$ for LCD_{SPP} on WCD and $(256, 256)$ for LCD_{SPP} on HCD. We employ the score obtained with these parameters in submitted paper.

Clusters Dimensions	$K = 64$	$K = 128$	$K = 256$	$K = 512$
64-D	65.9	68.6	70.9	72.0
128-D	70.0	70.2	71.9	73.2
256-D	73.3	73.1	73.4	72.9

Table 7. Impact on dimensions and numbers of centers K for LCD_{SPP} on WCD

Clusters Dimensions	$K = 64$	$K = 128$	$K = 256$	$K = 512$
64-D	45.9	46.3	45.9	45.9
128-D	46.6	47.0	48.7	46.1
256-D	48.5	46.9	51.3	48.1

Table 8. Impact on dimensions and numbers of centers K for LCD_{SPP} on HCD

D.2. Number of spatial elements

Next, we find the best parameters for DSAR; the number of centers K in VLAD, descriptor dimension, and N_{sp} . Tables 9 and 10 show the best parameter for DSAR on WCD and DSAR on HCD. We can see that N_{sp} dose not need to be a large number though it can be set up-to 49 in VGG-net [25] case. The similar trend can be seen in the D-SPR [10]. If features are cast into well-isolated space by PLS, using too large N_{sp} means adding inefficient features.

For numbers of clusters, $K = 512$ seems too sparse unlike Table 5. We calculate weights W_{sp} , shown in Eq. (15), from separately aggregated features in each cell. These separately aggregated features can be more sparse than LCD features. Thus, the best number of clusters for DSAR is smaller than that of LCD.

We can find the best parameter $(K, D, N_{sp}) = (64, 256, 5)$ for DSAR on WCD and $(K, D, N_{sp}) = (256, 128, 5)$ for DSAR on HCD from Tables 9 and 10.

Clusters	$K = 64$			$K = 128$			$K = 256$			$K = 512$		
N_{sp}	5	10	20	5	10	20	5	10	20	5	10	20
Dimensions	5	10	20	5	10	20	5	10	20	5	10	20
64-D	77.9	78.8	76.9	78.8	78.2	77.4	80.2	78.7	75.8	77.4	78.6	74.2
128-D	80.2	79.3	77.9	80.4	81.4	78.9	81.1	81.1	77.1	80.9	79.9	76.1
256-D	82.0	81.0	80.0	81.6	81.0	79.3	79.7	80.5	78.1	80.6	78.6	76.7

Table 9. Impact on dimensions, numbers of centers K , and N_{sp} for DSAR on WCD.

Clusters	$K = 64$			$K = 128$			$K = 256$			$K = 512$		
N_{sp}	5	10	20	5	10	20	5	10	20	5	10	20
Dimensions	5	10	20	5	10	20	5	10	20	5	10	20
64-D	58.6	59.3	57.2	57.3	55.6	52.4	57.1	56.9	53.4	58.8	56.9	54.0
128-D	60.1	57.3	56.0	60.2	59.3	56.4	61.6	58.4	57.5	60.9	58.4	56.7
256-D	59.7	59.1	57.8	59.9	59.3	56.9	61.5	59.2	56.3	60.8	59.2	57.4

Table 10. Impact on dimensions, numbers of centers K , and N_{sp} for DSAR on HCD.

D.3. Number of spatial and temporal elements

We finally find the best parameter for DSTAR; the number of centers K in VLAD, descriptor dimension, and N_{tmp} . Following the result described in Section D.2, we fix $N_{sp} = 5$. Tables 11 and 12 show the best parameter for DSTAR on WCD and DSTAR on HCD. We can find the best parameter $(K, D, N_{tmp}) = (128, 64, 5)$ for DSAR on WCD and $(K, D, N_{sp}) = (128, 128, 5)$ for DSAR on HCD from Tables 9 and 10.

Clusters	$K = 64$		$K = 128$	
N_{tmp}	3	5	3	5
Dimensions	3	5	3	5
64-D	81.3	81.3	82.8	83.7
128-D	82.8	83.2	82.6	83.5

Table 11. Impact on dimensions, numbers of centers K , and N_{tmp} for DSTAR on WCD, with fixed $N_{sp} = 5$.

Clusters	$K = 64$		$K = 128$	
N_{tmp}	3	5	3	5
Dimensions	3	5	3	5
64-D	60.4	60.0	58.7	59.4
128-D	60.2	59.6	60.7	62.0

Table 12. Impact on dimensions, numbers of centers K , and of N_{tmp} for DSTAR on HCD, with fixed $N_{sp} = 5$.