

A deconvolution path for mixtures

Oscar-Hernan Madrid-Padilla*

Nicholas G. Polson[†]

James Scott[‡]

October 29, 2022

Abstract

We propose a class of estimators for deconvolution in mixture models based on a simple two-step “bin-and-smooth” procedure applied to histogram counts. The method is both statistically and computationally efficient: by exploiting recent advances in convex optimization, we are able to provide a full deconvolution path that shows the estimate for the mixing distribution across a range of plausible degrees of smoothness, at far less cost than a full Bayesian analysis. This enables practitioners to conduct a sensitivity analysis with minimal effort. This is especially important for applied data analysis, given the ill-posed nature of the deconvolution problem. Our results establish the favorable theoretical properties of our estimator and show that it offers state-of-the-art performance when compared to benchmark methods across a range of scenarios.

Key words: deconvolution, mixture models, penalized likelihood, empirical Bayes, sensitivity analysis

*Ph.D student; Department of Statistics and Data Sciences, University of Texas at Austin; oscar.madrid@utexas.edu

[†]Professor; University of Chicago Booth School of Business; ngp@chicagobooth.edu

[‡]Associate Professor; Department of Information, Risk, and Operations Management and Department of Statistics and Data Sciences, University of Texas at Austin; james.scott@mcombs.utexas.edu

1 Deconvolution in mixture models

1.1 Introduction

Suppose that we observe $\mathbf{y} = (y_1, \dots, y_n)$ from the model

$$y_i \mid \mu_i \sim \phi(y_i \mid \mu_i), \quad \mu_i \stackrel{i.i.d.}{\sim} f_0, \quad (1)$$

where $\phi(\cdot \mid \mu)$ is a known distribution with location parameter μ , and f_0 is an unknown mixing distribution. Marginally, we have specified a mixture model for y_i :

$$m(y_i) = \int_{\mathcal{R}} \phi(y_i - \mu_i) f_0(\mu_i) d\mu_i = (\phi * f_0)(y_i). \quad (2)$$

The problem of estimating the mixing distribution f_0 is commonly referred to as *deconvolution*: we observe draws from the convolution $m = \phi * f_0$, rather than from f_0 directly, and we wish to invert this blur operation to recover the distribution of the latent location parameters. Models of this form have been used in a wide variety of applications and have attracted significant attention in the literature (e.g. Kiefer and Wolfowitz, 1956; Ferguson, 1973; Fan, 1991; Newton, 2002; Ghosal and Van Der Vaart, 2001). Yet the estimation of f_0 continues to pose both theoretical and practical challenges, making it an active area of statistical research (e.g. Delaigle and Hall, 2014; Efron, 2016)

In this paper, we propose a nonparametric method for deconvolution that is both statistically and computationally efficient. Our method can be motivated in terms of an underlying Bayesian model incorporating a prior into model (1), but it does not involve full Bayes analysis. Rather, we use a two-step “bin and smooth” procedure. In the “bin” step, we form a histogram of the sample, yielding the number of observations x_j that fall into the j th histogram bin. In the “smooth” step, we use the counts x_j to compute a maximum *a posteriori* (MAP) estimate of f_0 under a prior that encourages smoothness.

We show that this nonparametric empirical-Bayes procedure yields excellent performance for deconvolution, at reduced computational cost compared to full nonparametric Bayesian methods. Our main theorems establish conditions under which the method yields a consistent estimate of the mixing distribution f_0 , and provide a concentration bound for recovery of the marginal distribution m . We also provide simulation evidence that the method offers practical improvements over existing state-of-the-art methods.

1.2 Methodological issues in deconvolution

To complement these theoretical results, our paper addresses two main methodological themes. First, we emphasize the importance of sensitivity analysis: that is, characterizing how the deconvolution estimate changes with respect to the assumed smoothness of f_0 . Inverting the blur operation $m = \phi * f_0$ is typically ill-posed, in that large changes in f_0 produce only small changes in m . The role of prior assumptions matters a great deal here. But for many methods, the mapping between tuning parameters and the smoothness of the estimate is not apparent. Our solution-path approach makes this mapping very

explicit, since it returns a range of estimates that are all compatible with a given marginal.

The second major theme we emphasize is the connection between deconvolution (1) and the canonical normal-means problem. Here $(y_i | \mu_i) \sim N(\mu_i, 1)$, and the object of inferential interest is the vector of means (μ_1, \dots, μ_n) rather than the mixing measure f_0 . A classic result known as Tweedie’s formula (Robbins, 1956; Efron, 2011) makes this connection explicit in exponential-family models. Although our main goal is to provide a good estimate for f_0 , we also highlight the advantages of using our method in conjunction with Tweedie’s formula in the normal-means problem. In this context, we take a closer look at two recent proposals that also appeal to Tweedie’s formula, but that attempt to avoid the difficult task of estimating the mixing density f_0 directly (Efron, 2011; Koenker and Mizera, 2014). We prove a “no free lunch” theorem showing that these empirical decision rules are not true Bayes rules, in that they cannot arise as the posterior mean under any prior distribution. Standard complete-class theorems for the normal-means problem imply that these estimators are therefore inadmissible under squared-error loss. Combining our approach with Tweedie’s formula, on the other hand, yields admissible estimators that retain many of the same computational advantages as an empirical decision rule.

2 Connections with previous work

Previous approaches to the deconvolution problem (Model 1) have focused on two inferential goals: (1) estimating the mixing distribution f_0 , and (2) estimating the means μ_i . We organize our review of the literature around these two different (albeit related) goals.

2.1 Full deconvolution: estimating f_0 directly

We first recall the work by Kiefer and Wolfowitz (1956), who consider estimating f_0 using the nonparametric maximum likelihood estimation. The Kiefer–Wolfowitz estimator (KW) has some appealing features: it is completely nonparametric and invariant to translations of the data, it requires no tuning parameters, and it is consistent under fairly general conditions. Balanced against these desirable features is one significant disadvantage: \hat{f} is a discrete distribution involving as many as $n + 1$ point masses. Koenker and Mizera (2007) refer to this phenomenon as a “Dirac catastrophe,” for the reason that in most settings f_0 will be relatively smooth, and the discreteness of the KW estimator is unappealing. A related consistent estimator was studied in Geman and Hwang (1982).

Deconvolution has also been studied using Bayesian methods. In the context of repeated measurements, or multivariate deconvolution, we highlight recent work by Sarkar et al. (2014a,b); Staudenmayer et al. (2008). Moreover, for the one dimensional density estimation problem, a flexible choice is the Dirichlet Process (DP) studied in Ferguson (1973) and Escobar and West (1995). For a Dirichlet prior in deconvolution problems, concentration rates were recently studied in Donnet et al. (2014). Related models were considered by Do et al. (2005) and Muralidharan (2010) for finite mixture of normals.

The DP provides a very general framework for estimating the mixing density f_0 . However, as Martin and Tokdar (2012) argue, fitting a Dirichlet process mixture does not scale well with the number of observations n . For microarray studies, n ranges from thousands

to tens of thousands, whereas for more recent studies of fMRI data or single-nucleotide polymorphisms, n can reach several hundreds of thousands (e.g. Tansey et al., 2014). For such massive data sets, fitting a DP mixture model can be very time-consuming.

To overcome this difficulty, Newton (2002), Tokdar et al. (2009), Martin and Tokdar (2011), and Martin and Tokdar (2012) studied a predictive recursive (PR) algorithm. The resulting estimator scales well with large data sets while remaining reasonably accurate, thereby solving one of the main challenges faced by the fully Bayesian approach.

Finally, we note the work by Carroll and Hall (1988); Stefanski and Carroll (1990); Zhang (1990); Fan (1991); Fan and Koo (2002); Carroll et al. (2012); Delaigle and Hall (2014), who considered kernel estimators. Their idea is motivated by (1) after taking the Fourier transform of the corresponding convolution of densities, then solving for the unknown mixing density using kernel approximations for the Fourier transform of the true marginal density. The resulting kernel estimator enjoys attractive theoretical properties: for each $\mu_0 \in \mathcal{R}$, the estimator has optimal rates of convergence towards $f_0(\mu_0)$ for squared-error loss when the function f_0 belongs to smooth class of functions (Fan, 1991).

2.2 Empirical-Bayes decision rules and Tweedie’s formula

The methods reviewed in Section 2.1 all share the goal of estimating the mixing measure f_0 . But another typical reason to study model (1) is to provide a good estimate for the normal means (μ_1, \dots, μ_n) , something of interest in many different applications (see, e.g. Dudoit and Van Der Laan, 2007; Schäfer and Strimmer, 2005, for applications in biology). For this problem, deconvolution is an intermediate goal.

We do not attempt a full review of the vast literature on the normal-means problem. Instead, we focus on a specific class of empirical-Bayes estimators called “empirical decision rules” by Koenker and Mizera (2014). An empirical decision rule attempts to estimate the posterior mean function $E(\mu_i | y_i)$ directly. Such a rule implicitly invokes the existence of some prior distribution f_0 but does not attempt to estimate it.

To understand this approach, return to the simple normal-means model $(y_i | \mu_i) \sim N(\mu_i, 1)$. Absent of any prior information, a natural assumption is that the $\{\mu_i\}$ arise exchangeably from some prior, $\mu_i \sim F$. An important result first discussed by Robbins (1956) holds that the posterior mean can be written as the unbiased estimate plus a Bayes correction:

$$E(\mu | y) = y + \frac{d}{dy} \log m(y) = y + \frac{m'(y)}{m(y)}, \quad (3)$$

where $m(y) = \int p(y | \mu) dF(\mu)$ is the marginal density of the data under this prior. The prior does not appear explicitly, but its effect is incorporated in $m(y)$.

Following on the work of Efron (2011), Koenker and Mizera (2014) considered an estimator based on the observation that the posterior mean function $E(\mu | y)$ in Tweedie’s formula (3) is nondecreasing in y . This implies that the function $c(y) = y^2/2 + \log m(y)$ is convex, a result which holds not merely for the Gaussian case, but for any exponential-family observational model, regardless of the prior F . However, an unconstrained or traditional kernel-based estimate of $m(y)$ does not ensure convexity of $c(y)$. Koenker and Mizera (2014) proposed to estimate m non-parametrically subject to this convexity con-

straint, which serves as a strong form of regularization.

A Bayesian view of empirical decision rules. From a Bayesian perspective, a natural question is: for what class of priors could a particular empirical-decision rule arise?

In the case of Efron's estimator, the following theorem provides an answer: there are no such priors, save the trivial case of a Gaussian prior (and a quadratic log marginal).

Theorem 1. *Let $\phi(y \mid \mu) = e^{\mu y - h(\mu)} f_0(y)$ be a linear exponential family with scalar parameter μ . If $J \geq 3$, then for all prior measures F supported on \mathbb{R} , and for all nonzero choices of β_1, \dots, β_J ,*

$$\int_{-\infty}^{\infty} \phi(y \mid \mu) dF(\mu) \neq \exp \left(\sum_{j=0}^J \beta_j y^j \right).$$

Efron's empirical-Bayes rule is therefore not a Bayes rule, in that it cannot arise from a valid application of Tweedie's formula under any prior. The only exception is $J = 2$, implying that f_0 is Gaussian. In the case of the Koenker/Mizera estimator, all Gaussian convolutions must satisfy that the function $c(y)$ is convex. But they must also satisfy additional conditions, which are expressed in the following result adapted from Theorem VIII.6.3 of Hirschman and Widder (1955).

Theorem 2 (Hirshmann and Widder, 1955). *The following conditions are necessary for $m(y)$ to be a Gaussian convolution:*

1. *The function $\log m(y)$ has continuous derivatives of all order.*
2. *The series $\sum_{k=0}^{\infty} \frac{(-1)^k}{4^k k!} m^{(2k)}(y)$ converges uniformly to a non-negative value, where $m^{(j)}$ denotes the derivative of order j .*
3. *The function $c(y) = \frac{1}{2}y^2 + \log m(y)$ is closed and convex.*

By imposing only the last condition, Koenker and Mizera (2014) allow the possibility that, like Efron's estimator, their empirical decision rule may not be a valid Bayes rules.

This is not to say that either the estimators of Efron (2011) or Koenker and Mizera (2014) are bad estimators. Indeed, many well-known empirical-Bayes rules also fail to be Bayes estimators, including the James–Stein estimator and the empirical-Bayes approach to variable selection in linear models (Scott and Berger, 2010), and have enjoyed practical success. Nonetheless, it is worth remembering the complete-class theorems which establish that all admissible rules for the normal-means problem are generalized Bayes rules (see, e.g. Berger, 1985, for a detailed discussion). Moreover, it is not obvious how to modify either of the above estimators to ensure that they are, indeed, valid Bayes rules.

3 A deconvolution path

3.1 Overview of approach

We now described our proposed approach in detail. We study deconvolution estimators related to the variational problem

$$\underset{f}{\text{minimize}} \quad - \sum_{i=1}^n \log(\phi * f)(y_i) \quad \text{subject to} \quad \int_{\mathcal{R}} f(\mu) d\mu = 1, \quad J(f) \leq t. \quad (4)$$

where $J(f)$ is a known penalty functional. The choices of J we consider include ℓ_1 or ℓ_2 penalties on the derivatives in the log-space to encourage smoothness:

$$\|\log f^{(k)}\|_s^q = \int_{\mathcal{R}} |\log f^{(k)}(\mu)|^s d\mu \quad (5)$$

with $s = q = 1$ or $s = q = 2$ and where $\log f^{(k)}$ is the derivative of order k of the log prior. The penalty involving the first derivative is an especially interpretable one, as $d \log f(\mu)/d\mu = f'(\mu)/f(\mu)$ is the score function of the mixing density.

Note that an alternative interpretation of our approach is as a MAP estimator. To see this we consider the (possibly improper) prior on the mixing density

$$p(f) \propto \exp(-J(f)) \mathbb{I}(f \in \mathcal{A})$$

where \mathcal{A} is an appropriate class of density functions. The posterior distribution is $p(f | y) \propto p(y | f)p(f)$, and our MAP estimator therefore solves

$$\operatorname{argmin}_{f \in \mathcal{A}} -\log p(y | f) + J(f). \quad (6)$$

This belongs to a general class of MAP estimators that have been studied in Good and Gaskins (1971) and Silverman (1982) for the classical problem of density estimation. For deconvolution problems we note the recent work by Wager (2013) which penalizes the marginal density rather than the derivatives of the mixing density as we propose. Moreover such penalization is not motivated to encourage smoothness. Rather, it is an ℓ_2 projection on to the space of acceptable marginal densities. An alternative penalized likelihood method was studied in Lee et al. (2013) in the different context where the marginal density has atoms. There the authors use the roughness penalty $J(f) = \int |f'(\mu)|^2 d\mu$ which differs from our approach that penalizes the log-mixing density and hence ensures that the solutions will be positive. Also, we allow different degrees of smoothness depending on the choice of k . Moreover, while Lee et al. (2013) only considered sample sizes in the order of hundreds, we show in the next sections that our estimator can scale to much larger data sets while still enjoying attractive statistical properties.

3.2 Binned counts problem

Throughout this section we assume that ϕ corresponds to the pdf of the standard normal distribution, although the arguments can easily be generalized to other distributions.

To make estimation efficient in scenarios with thousands or even millions of observations, we actually fit a MAP estimator based on binning the data. First, we use the sample to form a histogram $\{I_j, x_j\}_{j=1}^D$ with D bins, where I_j is the j th interval in the histogram and $x_j = \#\{y_i \in I_j\}$ is the associated count. For ease of exposition, we assume that the intervals take the form $I_j = \xi_j \pm \Delta/2$, i.e. have midpoints ξ_j and width Δ , although this is not essential to our analysis. To arrive to a discrete estimator, instead of Problem (4), we consider an approximation, a reparametrization $g = \log f$, and put the penalty in the objective function with a regulariation parameter $\tau > 0$,

$$\underset{g \in \mathbb{R}^D}{\text{minimize}} \quad -\frac{1}{n} \sum_{j=1}^D x_j \log(\phi * e^g(\xi_j)) + \frac{\tau}{2} J(e^g) \quad \text{subject to} \quad \int e^{g(\mu)} d\mu = 1. \quad (7)$$

We then approximate (7) by solving

$$\begin{aligned} &\underset{g \in \mathbb{R}^D}{\text{minimize}} \quad -\frac{1}{n} \sum_{j=1}^D x_j \log \left(\sum_{i=1}^D \Delta \phi(\xi_j - \xi_i) e^{g_i} \right) + \frac{\tau}{2} \|\Delta^{(k+1)} g\|_q^s \\ &\text{subject to} \quad \sum_{i=1}^{D_n} \Delta e^{g_i} = 1, \end{aligned} \quad (8)$$

where $s = q = 1$ or $s = q = 2$, and $\Delta^{(k+1)}$ is the k -th order discrete difference operator. Concretely, when $k = 0$, $\Delta^{(1)}$ is the $(D-1) \times D$ matrix encoding the first differences of adjacent values:

$$\Delta^{(1)} = \begin{pmatrix} 1 & -1 & 0 & 0 & \cdots & 0 \\ 0 & 1 & -1 & 0 & \cdots & 0 \\ \vdots & & & & \ddots & \vdots \\ 0 & \cdots & & 0 & 1 & -1 \end{pmatrix}. \quad (9)$$

For $k \geq 1$, $\Delta^{(k+1)}$ is defined recursively as $\Delta^{(k+1)} = \Delta^{(1)} \Delta^{(k)}$, where $\Delta^{(1)}$ from (9) is of the appropriate dimension. Thus when $k = 0$, we penalize the total variation of the vector θ (c.f. Rudin et al., 1992; Tibshirani et al., 2005) and should expect estimates that are shrunk towards piecewise-constant functions. When $k \geq 1$, the estimator penalizes higher-order versions of total variation, similar to the polynomial trend-filtering estimators studied by Tibshirani (2014).

Interestingly, following the proof of Theorem 1 in Padilla and Scott (2015) we find that (8) is equivalent to

$$\underset{\theta \in \mathbb{R}^D}{\text{minimize}} \quad l(\theta) + \frac{\tau}{2} \|\Delta^{(k+1)} \theta\|_q^s, \quad (10)$$

where

$$l(\theta) = \sum_{j=1}^D \{\lambda_j(\theta) - x_j \log \lambda_j(\theta)\},$$

with $\lambda_j = \sum_{i=1}^D G_{ij} e^{\theta_i}$, $G_{ij} = \Delta \phi(\xi_j - \xi_i)$, and $\hat{\theta}$ solves (10) if only if $\hat{\theta} - \log(n \Delta) \mathbf{1}$ solves (8). Hence, in practice we solve the unconstrained optimization Problem (10).

3.3 Solution algorithms

We start discussing the implementation details for solving (10) in the case $s = q = 1$. To solve this problem, motivated by the work on trend filtering for regression by Ramdas and Tibshirani (2014), we rewrite the problem as

$$\underset{\theta}{\text{minimize}} \quad l(\theta) + \frac{\tau}{2} \|\Delta^{(1)}\alpha\|_1 \quad \text{subject to} \quad \alpha = \Delta^{(k)}\theta. \quad (11)$$

Next we proceed via the alternating-direction method of multipliers (ADMM), as in Ramdas and Tibshirani (2014). (See Boyd et al., 2011, for an overview of ADMM.) By exploiting standard results we arrive at the scaled augmented Lagrangian corresponding to the constrained problem (11):

$$L_\rho(\theta, \alpha, u) = l(\theta) + \frac{\tau}{2} \|\Delta^{(1)}\alpha\|_1 + \rho u^T (\alpha - \Delta^{(k)}\theta) + \frac{\rho}{2} \|\alpha + u - \Delta^{(k)}\theta\|_2^2.$$

This leads to the following ADMM updates at each iteration j :

$$\begin{aligned} \theta^{j+1} &\leftarrow \underset{\theta}{\text{argmin}} \left(l(\theta) + \frac{\rho}{2} \|\alpha^j + u^j - \Delta^{(k)}\theta\|_2^2 \right), \\ \alpha^{j+1} &\leftarrow \underset{\alpha}{\text{argmin}} \left(\frac{1}{2} \|\alpha - \Delta^{(k)}\theta^{j+1} + u^j\|_2^2 + \frac{\tau}{2\rho} \|\Delta^{(1)}\alpha\|_1 \right) \\ u^{j+1} &\leftarrow u^j + \alpha^{j+1} - \Delta^{(k)}\theta^{j+1}. \end{aligned} \quad (12)$$

Note that in (12) the update for θ involves solving a sub-problem whose solution is not analytically available. To do this, we use the well known Broyden–Fletcher–Goldfarb–Shanno (BFGS) algorithm, which is very efficient because the gradient of the θ sub-problem objective is available in closed form. The update for α can be computed in linear time by appealing to the dynamic programming algorithm from Johnson (2013).

In the case $p = q = 2$, both components of the objective function in (10) have closed-form gradients, see the appendix. Thus we can solve the problem using any algorithm that can use function and gradient calls. In particular, we use BFGS.

3.4 Solution path and model selection

One of the major advantages of our approach is that it yields an entire deconvolution path, comprising a family of estimates $\hat{f}(\tau)$ over a grid of smoothness parameters. This path is generated efficiently using warm starts. We initially solve (11) for a large value of τ , for which the result estimate is nearly constant. We then use this solution to initialize the ADMM at a slightly smaller value of τ , which dramatically reduces the computation time compared to an arbitrarily chosen starting point. We proceed iteratively until solutions have been found across a decreasing grid of τ values (which are typically spaced uniformly in $\log \tau$).

The resulting deconvolution path can be used to inspect a range of plausible estimates for f_0 , with varying degrees of smoothness. This allows the data analyst to bring to bear any further prior information (such as the expected number of modes in f_0) that was not formally incorporated into the loss function. It also enables sensitivity analysis with re-

spect to different plausible assumptions about the smoothness of the mixing distribution. We illustrate this approach with a real-data example in Section 4.

However, in certain cases—for example, in our simulation studies—it is necessary to select a particular value of τ using a default rule. We now briefly describe heuristics for doing so based on ℓ_1 and ℓ_2 penalties with $k = 1$. These heuristics are used in our simulation studies. For the case of ℓ_1 regularization, motivated by Tibshirani and Taylor (2012), we consider a surrogate AIC approach by computing

$$\text{AIC}_\tau = l(\hat{\theta}_\tau) + k + 1 + \left| \left\{ i : (\Delta^{(k+1)} \hat{\theta}_\tau)_i \neq 0 \right\} \right|$$

and choosing the value of τ that minimizes this expression. Here, $\hat{\theta}_\tau$ denotes the solution given by L1-D with regularization parameter τ .

In the case of ℓ_2 regularization the situation is more difficult, since there is not an intuitive notion of the number of parameters of the model. Instead, we consider an ad-hoc procedure based on cross validation. This solves the problem for a grid of regularization parameters and chooses the parameter the minimizes $l(\hat{\theta}_\tau^{\text{held out}}) + \|\Delta^{(k+1)} \hat{\theta}_\tau^{\text{held out}}\|_1$, where $\hat{\theta}_\tau^{\text{held out}}$ is defined as

$$\hat{\theta}_\tau^{\text{held out}} = \hat{\theta}_\tau - \log(n\Delta) + \log(n_{\text{held out}}\Delta)$$

with $\hat{\theta}_\tau$ the solution obtained by fitting the model on the training set which consists of 75% of the data. Here, $l(\hat{\theta}_\tau^{\text{held out}})$ is evaluated using the counts from the held out set which has 25% of the data, and $n_{\text{held out}}$ is the number of observations in such set. Our motivation for using the additional term $\|\Delta^{(k+1)} \hat{\theta}_\tau^{\text{held out}}\|_1$ is that ℓ_0 works well when the problem is formulated with ℓ_1 regularization. However, when (10) is formulated using ℓ_2 , the penalty ℓ_0 is not suitable so instead we use ℓ_1 . Our simulations in the experiments section will show that this rule works well in practice.

An alternative and more rigorous approach for model selection is based on Bayesian estimation. With the notation from before, we consider the Poisson surrogate likelihood

$$x_j \sim \text{Poisson} \left(\sum_{i=1}^D G_{ij} e^{\theta_i} \right), \quad j = 1, \dots, D,$$

with the prior

$$P(\theta) \propto \exp \left(-\tau (\theta \Delta^{(k+1)})^T \Omega \Delta^{(k+1)} \theta \right),$$

where Ω is a diagonal matrix in whose entries we place independent gamma priors. Then for different values of τ , we fit a Hamiltonian MCMC, see Neal et al. (2011). We then choose the value of τ that minimizes the Deviance Criterion Information (DIC) computed as in Gelman et al. (2014). Among the options for DIC considered in Gelman et al. (2014), we use

$$\text{DIC} = -2 \log P(x|\hat{\theta}_{\text{bayes}}) + 4 \text{Var}_{\text{post}}(\log P(x|\theta)),$$

since we find that the most typical definition of DIC tends to produce over-fitting. This had been already pointed out in previous work by Celeux et al. (2006) who consider model selection in missing data models.

From Figure 1, we see that this selection procedure yields reasonable results, albeit with substantially longer computing times, and without the benefit of warm starts accross

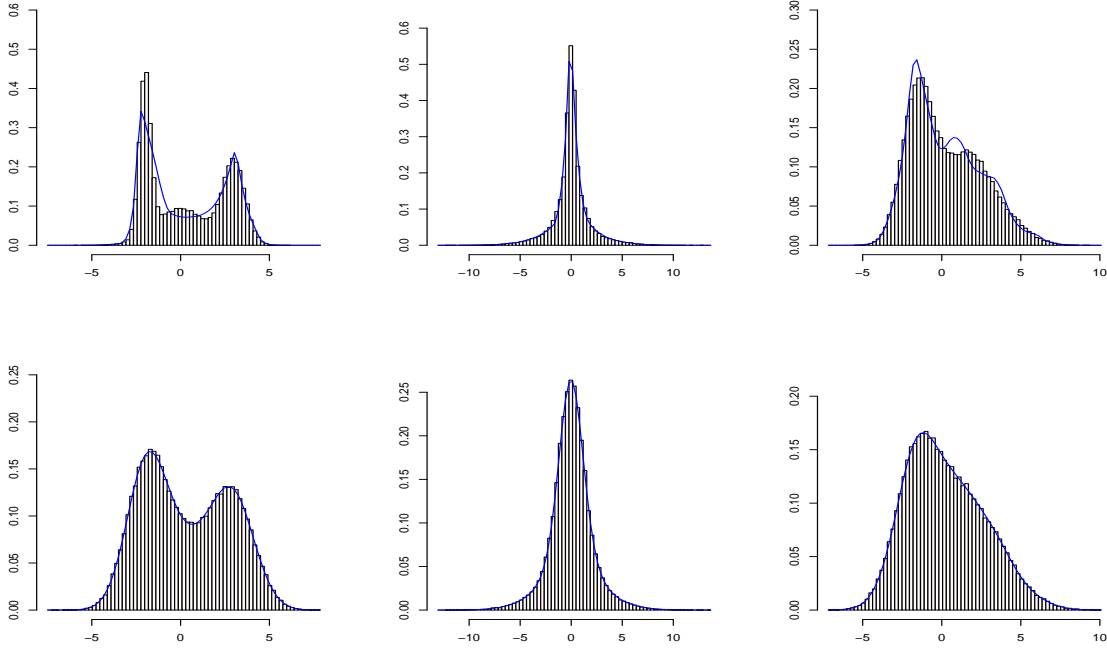


Figure 1: The first three panels show there examples of posterior mean estimated mixing densities using Hamiltonian MCMC for our deconvolution method. The estimated mixing densities are plotted on top of the unobserved $\{\mu_i\}_{i=1}^n$ draws from the respective true mixing densities. The last three panels then show the respective marginal posterior means plotted on top of the observations $\{y_i\}$. The Fourth panel corresponds to the first, the fifth to the second, and the last to the third. In all cases $n = 10^6$.

the grids of values τ . In these examples, the parameter τ was selected to minimize DIC from a grid of 20 different values. For each candidate value we run a 10000 samples of Hamiltonian MCMC, and use the last 5000 to compute the DIC.

3.5 A toy example

We conclude this section by illustrating the accuracy of our regularized deconvolution approach on a toy example. In this example we draw 10^5 samples $\{y_i\}$ with the corresponding $\{\mu_i\}$ drawn from a mixture of three normal distributions. Figure 2 shows the samples of both the observations y_i (left panel) and the means μ_i (right panel), together with the reconstructions provided by our method. Here, we solve the ℓ^2 version of problem (10) by using the BFGS algorithm and choose τ using the heuristic just described.

It is clear that regularizing with an ℓ_2 penalty provides an excellent fit of the marginal density. Surprisingly, it can also capture all three modes of the true mixing density, a feature which is completely obscured in the marginal). Our experiments in Section 6.1 will show in a more comprehensive way that our method far outperforms other approaches in its ability to provide accurate estimates for multi-modal mixing distributions.

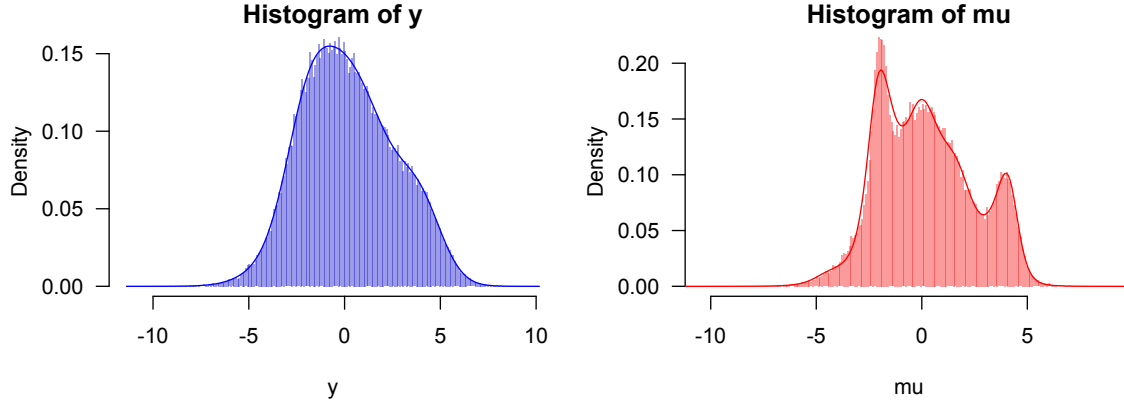


Figure 2: Example of deconvolution with an ℓ^2 penalty on the discrete first derivative ($k = 1$). The left panel shows the data histogram together with the fitted marginal density as a solid curve. The right panel shows the histogram of the μ_i 's together with the estimated mixing measure as a solid curve.

4 Sensitivity analysis across the path

In this section, we provide an example of a sensitivity analysis using our deconvolution path estimator. We examine data originally collected and analyzed by Singh et al. (2002) on gene expression for 12,600 genes across two samples: 9 healthy patients and 25 patients with prostate tumors. The data come as a set of 12,600 t -statistics computed from gene-by-gene tests for whether the mean gene-expression score differs between the two groups. After turning these 12,600 t -statistics into z -scores via a CDF transform, we estimate a deconvolution path assuming a Gaussian convolution kernel. We use an ℓ^2 penalty and a grid of τ values evenly spaced on the logarithmic scale between 10^7 and 10^{-3} .

Each row of Figure 3 shows five points along the deconvolution path; the regularization parameter is largest in Row A and gets smaller in each successive row. Within each row, the left column shows the estimated mixing distribution \hat{f} for the given value of τ . The middle column shows the histogram of the data together with the fitted marginal density $\hat{m} = \phi * \hat{f}$. The right column shows the fitted marginal density on the log scale, with a regular grid to facilitate comparison of the results across different values of τ .

The figure shows that, while the estimate of the mixing distribution changes dramatically across the deconvolution path, the estimate of the marginal density is much more stable. Even on the log scale (right column), the differences among the fitted marginal densities are not visually apparent in Panels B through E, even as the regularization parameter varies across three orders of magnitude.

This vividly demonstrates the well-known fact that deconvolution, especially of a Gaussian kernel, is a very ill-posed inverse problem. There is little information in the data to distinguish a smooth mixing distribution from a highly multimodal one, and the model-selection heuristics described earlier are imperfect. A decision to prefer Panel B to Panel E, for instance, is almost entirely due to the effect of the prior. Yet for most common deconvolution methods, the mapping between prior assumptions and the smoothness of the estimate is far from intuitive. By providing a full deconvolution path, our method

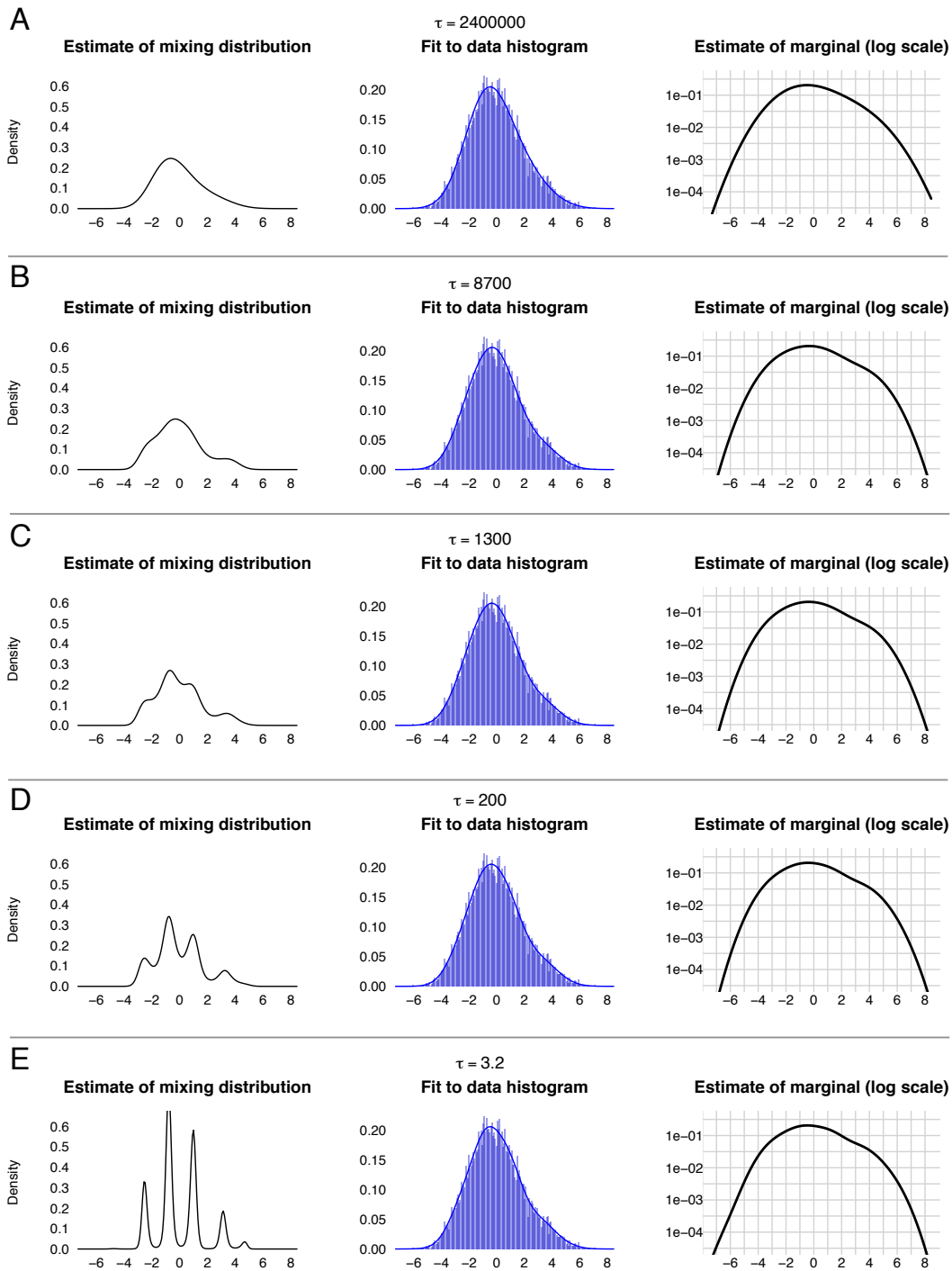


Figure 3: Rows A–E show five points along the deconvolution path for the prostate cancer gene-expression data. The regularization parameter is largest in Row A and gets smaller in each succeeding row.

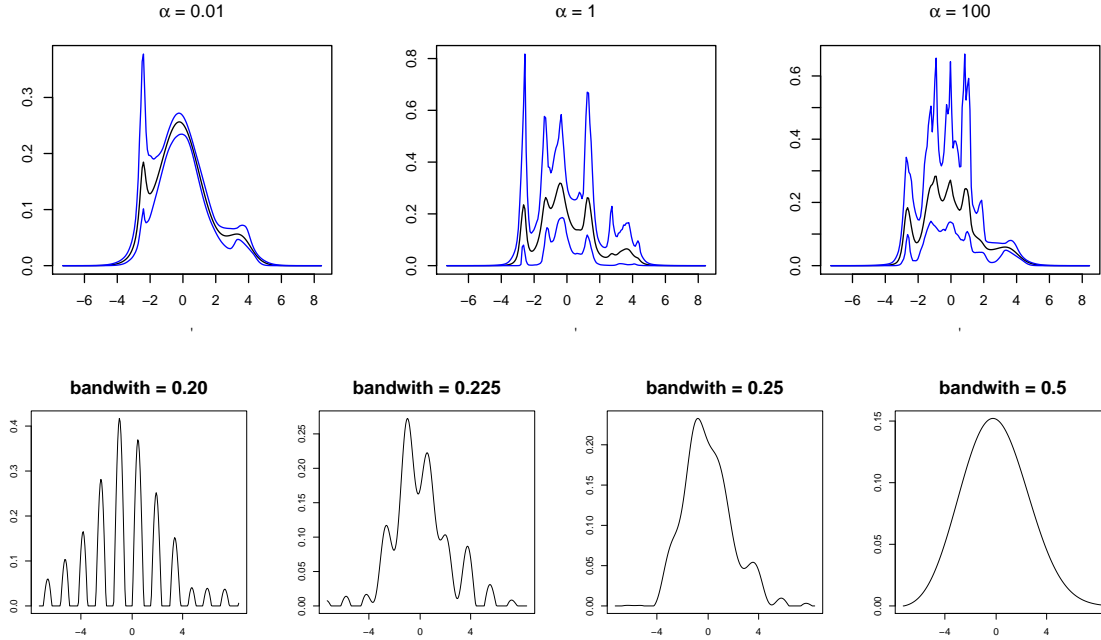


Figure 4: The first three panels show 95% confidence bands and posterior mean from 15000 posterior samples from a mixture of 10 normals prior on the latent variables μ . Panels 4-7 then shows the estimated mixing density using the kernel estimator with different bandwidth choices.

makes this mapping visually explicit.

For reference, it is interesting to compare our deconvolution path to the results of other methods. Figure 4 shows the result of using MCMC to fit a 10-component mixture of normals to the mixing distribution. The weights in the Gaussian mixture were assigned three different symmetric Dirichlet priors, with concentration parameter $\alpha \in \{0.01, 1, 100\}$. Panels 1-3 in Figure 4 show the posterior mean and posterior 95% credible envelopes for f_0 ; these settings span a wide range of expected degrees of smoothness for f_0 , and they yield a correspondingly wide range of posterior estimates. Comparing figures 3 and 4, we see that the deconvolution path spans essentially the entire range of plausible posterior estimates for f_0 arising under any of the concentration parameters. In contrast, Panels 4-7 in Figure show that the kernel estimates are either overly smooth or wiggly.

5 Theoretical properties

In this section we establish some important theoretical properties of our estimators by thinking of them as approximations to sieves problems. We start by showing consistency of the mixing density in L1 norm. We do not provide convergence rates since, unlike the kernel estimator from Fan (1991) and the predictive recursion from Newton (2002), our method cannot be expressed in analytical form. Moreover, while the method from Fan (1991) remarkably attains minimax rates under squared error loss for point estimates of

the true mixing, Carroll and Hall (1988) suggests that this rates might be too pessimistic and perhaps better rates can be achieved by restricting to smaller classes of functions. This is out of the scope of our paper, but we do provide evidence in the later sections that our estimator can outperform existing non-parametrics methods.

Here we also proof that if the marginal can be well approximated by an appropriate smoothness sieve, then, under the Hellinger distance, the convergence rate is roughly $n^{-\frac{k+1}{2(k+2)}}$ where k relates to the smoothness of the first $k + 1$ derivatives of the true mixing.

5.1 Penalized-likelihood approach as sieves

Throughout we consider $k \in \mathbb{N} - \{0\}$ and $q > 0$ to be fixed. We also denote by \mathcal{P} the set of densities in \mathcal{R} , thus $\mathcal{P} := \{f : \int_{\mathcal{R}} f(\mu) d\mu = 1; f \geq 0\}$, where $d\mu$ denotes Lebesgue measure. Moreover, given any non-negtaive function f we say that $b \in T_f$ if

$$\max \left(\|f\|_{\infty}, \|(\log f)^{(k+1)}\|_{\infty}, |(\log f)^{(k)}(0)|, \dots, |(\log f)(0)| \right) \leq b,$$

and $(\log f)^{(k+1)}$ is b -Lipschitz. Here, given an arbitrary function g , we use the notation $\|\cdot\|_{\infty}$ to indicate the usual supremum norm on the support of g . Moreover g is called T_m -Lipschitz if it satisfies $|g(x) - g(y)| \leq T_m |x - y|$, for all x and y .

In this section two metrics of interest will be repeatedly used. The first one is the usual ℓ_1 distance $d(f, g) = \int_{\mathcal{R}} |f - g|$. The other metric of interest will be the Hellinger distance whose square is given as $H^2(f, g) := \int_{\mathcal{R}} |\sqrt{f}(\mu) - \sqrt{g}(\mu)|^2 d\mu$. We also use the notation $D_{\text{KL}}(f|g) = \int f(\mu) \log(f(\mu)/g(\mu)) d\mu$. Finally, for $q \in \mathbb{N}$, we define the functional $J_{k,q}$ which will be a generalization of the usual total variation. We set $J_{k,q}(f) := \int_{\mathcal{R}} |f^{(k+1)}(\mu)|^q d\mu$.

Next we state some assumptions for our first consistency result. Our approach is to consider the objective function in (4) restricted to a smaller domain than that of its original formulation. This will then allows to prove that the new problem is not ill defined and also its solutions enjoy asymptotic properties of convergence towards the true mixing density. The idea of studying consistency of estimators for non-parametric maximum likelihood problems over a sequence of reduced spaces is known as the method of sieves and was first introduced in Geman and Hwang (1982).

Assumptions and definitions Let A be a set of functions that satisfies the following.

Assumption 1. Any function $f \in A$ satisfies that $f \in \mathcal{P}$, $f > 0$, $J_{k,q}(\log f) < \infty$, and there exists a constant $t_f \in T_f$.

Assumption 2. For all $m \in \mathbb{N}$, the exists a set $S_m \subset A$ and constants $T_m, K_m > 0$ such that for all $f \in S_m$ it holds that $t_f = T_m$ and $J_{k,q}(\log f) \leq K_m$. Moreover, for all m , the set S_m induces a tight set of of probability measures in $(\mathcal{R}, \mathcal{B}(\mathcal{R}))$ satsifying $S_m \subset S_{m+1}$. In addition, $\cup_m S_m$ is dense in A with respect to the metric d .

Assumption 3. Data model: we assume that y_1, \dots, y_n are independent draws from the density $\phi * f_0$, $f_0 \in A$, with ϕ being an arbitrary density function satisfying $\max(\|\phi\|_{\infty}, \|\phi'\|_{\infty}) < \infty$ and $\int_{\mathcal{R}} \log(\phi * f_0(\mu)) \phi * f_0(\mu) d\mu < \infty$.

Assumption 4. *The set*

$$A_m = \left\{ \alpha \in S_m : D_{\text{KL}}(\phi * f_0 || \phi * \alpha) = \inf_{\beta \in S_m} D_{\text{KL}}(\phi * f_0 || \phi * \beta) \right\},$$

satisfies $d(f_0, \alpha) \rightarrow 0$ as $m \rightarrow \infty$ for all $\alpha \in A_m$, where the convergence is uniform in A_m .

Assumption 5. *We assume that the y_1, \dots, y_n are binned into D_n different intervals with frequency counts $\{x_j\}_{j=1, \dots, D_n}$ such that $n^{-1} \|x\|_\infty \rightarrow 0$ a.s., and we denote by ξ_j an arbitrary point in interval j . Note that this trivially holds for the case where $D_n = n$ and $x_j = 1$ for all j .*

Assumption 6. *There exists $f_m \in A_m$ such that*

$$\sum_{j=1}^{D_n} \frac{x_j}{n} \log(\phi * f_m(\xi_j)) \rightarrow \int_{\mathcal{R}} \log(\phi * f_m(\xi)) \phi * f_0(\xi) d\xi \text{ a.s. as } n \rightarrow \infty.$$

If the $x_j = 1$ and $\xi_j = y_j$ for all $j = 1, \dots$, this condition can be disregarded.

Assumptions (1)-(3) are natural for the original variational problem proposed earlier. The Lipschitz condition, the bounds on the behavior of the functions at zero, and the tightness of distributions are merely used to ensure that the sieves will indeed be compact sets with respect to the metric d . Moreover, Assumption (4) tell us that the sieves S_m are rich enough to approximate the true mixing density sufficiently well. The last two assumptions can be disregarded when the counts in the bins are all one.

We are now ready to state our first consistency result. Its proof generalizes ideas from Theorem 1 in Geman and Hwang (1982).

Theorem 3. *If Assumptions (1-6) hold, then, the problem*

$$\underset{f \in S_m}{\text{minimize}} \quad - \sum_{j=1}^{D_n} x_j \log(\phi * f)(\xi_j)$$

has solution set $M_m^n \neq \emptyset$. Moreover, for any sequence m_n increasing slowly enough it holds that

$$\sup_{\beta \in M_{m_n}^n} d(\beta, f_0) \rightarrow 0 \text{ a.s.}$$

In Theorem 3, the sequence T_{m_n} is arbitrary and can grow as fast as desired. Moreover, the a.s statement is on the probability space $(\mathcal{R}^\infty, \mathcal{F}, F_0 \times F_0 \times F_0, \dots)$ with F_0 the measure on $(\mathcal{R}, \mathcal{B}(\mathcal{R}))$ induced by $\phi * f_0$, and with \mathcal{F} the completion of $\mathcal{B}(\mathcal{R})^\infty$.

5.2 Convergence rates for recovering the marginal density

We now assume that the sieves are taken to be sets of distributions with bounded support although the support of the true distribution function need not be compact. Using entropy techniques as in Ghosal and Van Der Vaart (2001), and Van de Geer (1990), we

state concentration bounds for the recovery of the marginal density. This is a question of interest given that an application of Tweedie's formula completely relies on our ability to estimate such a density.

For our constructions, we consider a_n, b_n, T_n, C_n be positive sequences of numbers such that a_n is non-decreasing, T_n and C_n are bounded by below, and $b_n \rightarrow \infty$. Next we use these sequences to define our sieves.

Definition 4. We define the sets $S_{n,1}$ and $S_{n,2}$ as

$$S_{n,i} = \left\{ f : \text{support}(f) = [-a_n, a_n], \int_{-a_n}^{a_n} |\log(f)^{(k+1)}(\mu)|^i d\mu \leq T_n, \|f\|_\infty \leq C_n, \right. \\ \left. \|\log(f)\|_\infty \leq u_{n,i}, f \in \mathcal{P}, b_n \in T_f \right\}.$$

with $u_{n,2} = (2a_n)^{2k+1} T_n$ and $u_{n,1} = (a_n)^k T_n$ for all n .

Given these sieves, for $i \in \{1, 2\}$, we study the solution set of the problem

$$\underset{f \in S_{n,i}}{\text{minimize}} \quad - \sum_{j=1}^n \log(\phi * f)(y_j) \quad (13)$$

We now state a consistency result that provides information about the speed of convergence towards the marginal density. Roughly speaking, our proof takes advantage of entropy bounds from Van de Geer (1990), Geer (2000), and Mammen (1991) and use these along with general ideas Ghosal and Van Der Vaart (2001) to obtain the result based on Theorem 3 from Wong and Shen (1995). The resulting concentration bound holds in terms of P^* , the outer measure in \mathcal{R}^n induced by $f_0 \times \dots \times f_0$.

Theorem 5. Let $i \in \{1, 2\}$ and assume that $(a_n^{i,k+i} T_n C_n)^{1/(2k+2)} = O(\log n^q)$ for some $q \in (0, 1)$. Suppose that there exists a sequence $q_{n,i} \in S_{n,i}$ and

$$\int_{\mathcal{R}} \phi * f_0(\mu) \{\phi * q_{n,i}(\mu)\}^{-1/2} [\phi * f_0(\mu)^{1/2} - \phi * q_{n,i}(\mu)^{1/2}] d\mu = O(1/n).$$

Then, $M_{n,i}$ and there exist a positive constant $C_i > 0$ such that for large enough n we have

$$P^* \left(\sup_{\hat{f}_n \in M_{n,i}} \sqrt{H^2 \left(\phi * f_0^{1/2}, \phi * \hat{f}_n^{1/2} \right)} > C_i \frac{\log(n)}{n^{\frac{k+1}{2(k+2)}}} \right) \leq e^{-(\log(n))^2 n^{1/(k+1)}},$$

We observe that Theorem 5 in our context, relates to Theorem 4.1 from Ghosal and Van Der Vaart (2001), recalling that the sieves in their framework are for the classical non-parametric maximum likelihood estimation problem.

Regarding the assumptions for Theorem 5 to hold, we distinguish that these have two purposes. The first is to show that the solution sets $M_{n,i}$ are not empty, and this is primarily driven by the sequences C_n and b_n . Here, the sequence b_n can grow as fast as desired and therefore is just a technical requirement to ensure existence of solutions. On the other hand, the remaining sequences play the main role in obtaining the actual

bounds. Finally, the existence of the sequences $\{q_{n,1}\}$ and $\{q_{n,2}\}$ is meant to imply that the corresponding sieves are rich enough to approximate the true mixing density.

6 Experiments

6.1 Mixing density estimation

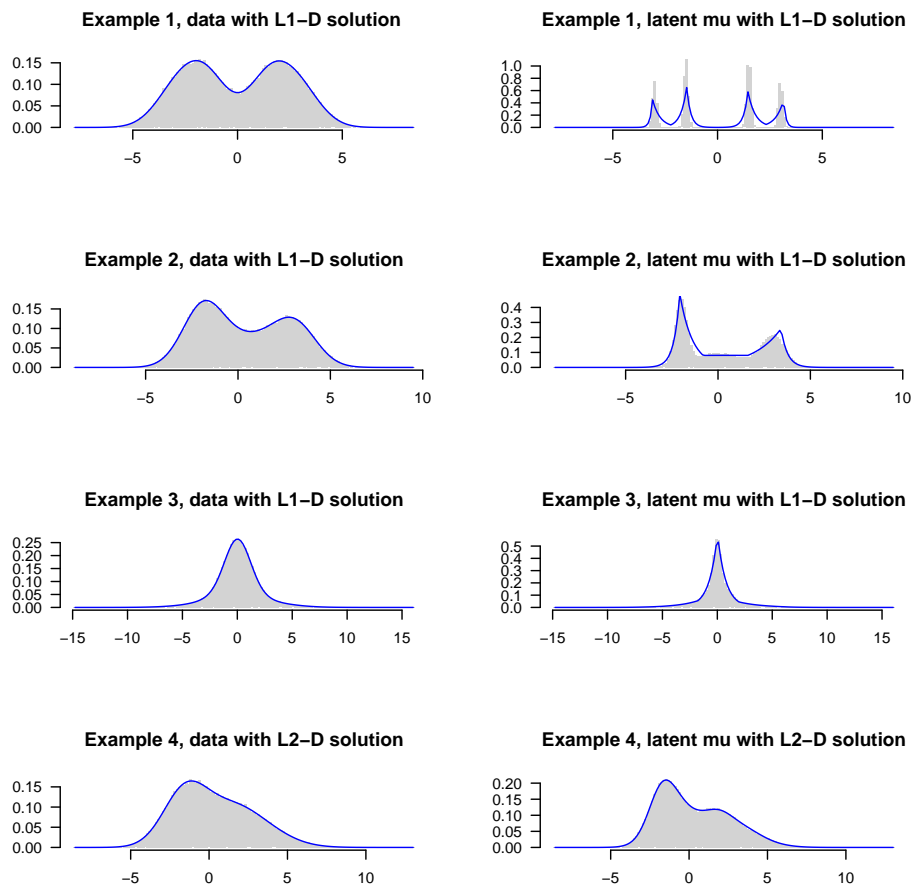


Figure 5: The first panel shows a histogram of observed data $\{y_i\}_{i=1}^n$ for our first example, and the L1-D marginal density estimate plotted on top of the histogram. Here the data has been generated as $y_i \sim N(\mu_i, 1)$ where μ_i is a draw from the mixing density. The second panel shows, for this same example, the histogram of $\{\mu_i\}_{i=1}^n$ (unobserved draws from the mixing density) and the L1-D estimate of the mixing density plotted on top. Panels 3-6 show the respective cases of Examples 2 and 3. The last two panels show the corresponding plots for the L2-D solution.

In this section we show the potential gain given by our penalized approaches. We start by considering the task of recovering the true mixing distribution. We evaluate the per-

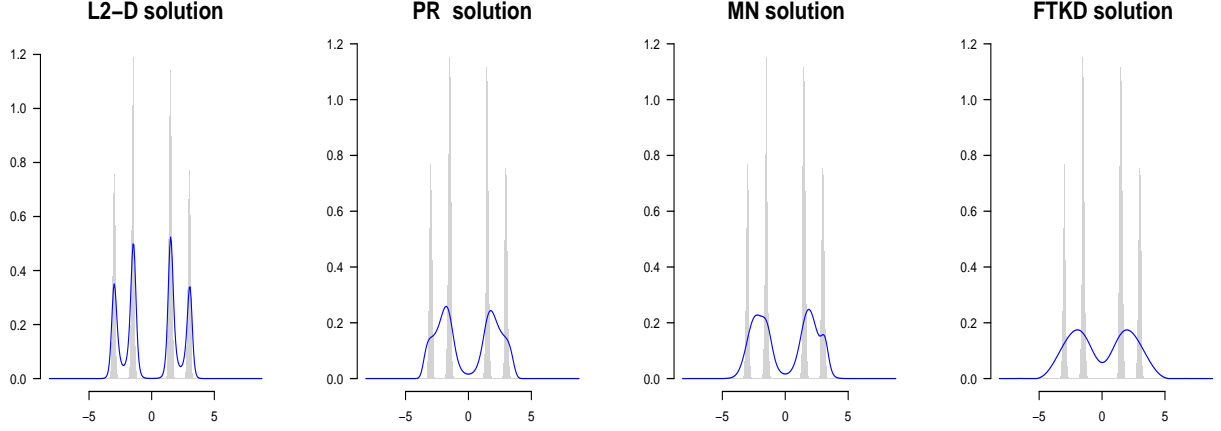


Figure 6: For the mixing density illustrated in Example 1 of Figure 5 we show the estimated mixing densities of different methods. The top two panels correspond to the estimated mixing densities using L2-D and PR algorithms along with latent μ . Bottom two panels show the estimated density using MN and FTKD both with the latent μ . For all four panels $n = 10^5$

formance of our methods described in Section 3 which we call L1-deconvolution (L1-D) and L2-deconvolution (L2-D) depending on the regularization penalty used in the estimation. As competitors we consider a mixture of normals model (MN), the predictive recursion algorithm (PR) from Newton (2002), and the Fourier transform kernel deconvolution method (FTKD) from Fan (1991). Our comparisons are based on four examples which are shown in Figure 5. These examples are intended to illustrate the performance under different scenarios involving smooth and sharp densities. Next we describe the simulation setting and as well as the implementation details of the competing methods.

As a flexible Bayesian model we decided to use a prior for the mixing density based on a mixture of 10 normals (MN). Here, the weights of the mixture components are drawn from a Dirichlet prior with concentration parameter 1. This is done in order to have a uniform prior on the simplex. For the locations of the mixture we consider non-informative priors given as $N(0, 10^2)$ while for the variances of the mixture components we place an inverse gamma prior with shape parameter 0.01 and rate 0.01. The complete model can be then thought as a weak limit approximation to the Dirichlet process, (Ishwaran and Zarepour, 2002). Also, Gibbs sampling is accomplished straightforwardly by introducing a data augmentation with a variable z_i indicating the component to which μ_i belong.

The next competing model is the predictive recursion algorithm from Newton (2002) for which we choose the weights w_i as in Martin and Tokdar (2012), close to the limit of the upper bound of the convergence rate for PR given in Tokdar et al. (2009). Moreover we average the PR estimator over 10 different permutations of the input data in order to obtain a smaller expected error Tokdar et al. (2009).

For the final competitor, the Fourier transform kernel deconvolution method, we consider different choices of bandwidth: the rule of thumb from Fan (1991), the plug in bandwidth from Stefanski and Carroll (1990), and the 2-stage plug-in bandwidth from Delaigle

Table 1: Mean squared error (MSE) between the true and estimated mixing densities, averaging over 100 Monte Carlo simulations, for different methods given samples from density Example 1. The acronyms here are given the text. The MSE is multiplied by 10^2 and reported over two intervals containing 95% and 99% of the mass of the mixing density.

n	MN	PR	L2-D	L1-D	FTKD	MN	PR	L2-D	L1-D	FTKD
	95%	95%	95%	95%	95%	99%	99%	99%	99%	99%
2000	9.47	9.12	9.39	9.69	8.89	9.26	8.91	9.18	9.48	8.89
10000	8.43	8.72	8.64	7.44	8.87	8.24	8.52	8.44	7.28	8.87
25000	8.34	8.46	7.27	5.54	8.88	8.15	8.27	7.13	5.43	8.16
50000	8.21	8.23	5.80	4.15	8.85	8.03	8.04	5.71	4.09	8.66
100000	8.34	8.05	4.79	3.38	8.69	8.14	7.86	4.69	3.35	8.49

and Gijbels (2002). Of these alternatives, we later only report the one that provides better estimates and refer to it simply as FTKD.

We now state the simulation setting for recovering the mixing density. Given the densities from Figure 5, we consider varying the number of samples n and for each fixed n we run 100 Monte Carlo simulations. Moreover, for our methods we set D , the number of evenly space points in the grid, to 250. See the appendix for a sensitivity example of this parameter.

The results on Table 1 illustrate a clear advantage of our penalized likelihood approaches over MN, PR and FTKD which seems even more significant for larger samples size. The estimated mixing density by L1-D is shown in Figure 5 where we can clearly see that L1-D can capture the peaks of the unknown mixing density. Moreover, Figure 6 shows that L2-D can also capture the structure of the true density. In contrast, MN, PR and FTKD all fail to provide reliable estimators.

For our example density 2, we observe from Table 2 that in general L2-D and L1-D offer the best performance. In the case of example 3, we observe that the L1-D again provides better results than the competitors in all the scenarios of sample sizes considered. Even with only 10000 samples L1-D is closer to the true density than all the other methods with more samples. Moreover, L2-D performs much better than PR and FTKD. Also, L2-D seems to be a clear competitor to MN. In the final example density 4, we observe that L2-D is the best method in all the scenarios considered.

Overall, we have shown that for estimating the mixing density, L1-D and L2-D can perform well under different settings, even when other methods exhibit notable deficiencies. The advantage is amplified by the fact that both of our methods are less computationally than MN, with L2-D requiring around 40 seconds to handle problems with $D = 250$, and L1-D under the same problem conditions typically requires around 5 minutes for a full solution path across 50 values of the tuning parameter.

Table 2: Simulation results for Examples 2, 3 and 4. Mean squared error (MSE) between the true and estimated mixing densities, averaging over 100 Monte Carlo simulations, for different methods. The acronyms here are given the text. The MSE is multiplied by a constant and reported over two intervals containing 95% and 99% of the mass of the mixing density.

(a) Example 2 results, here each entry of the table is the MSE multiplied by 10^3 .

n	MN	PR	L2-D	L1-D	FTKD	MN	PR	L2-D	L1-D	FTKD
	95%	95%	95%	95%	95%	99%	99%	99%	99%	99%
2000	6.20	2.54	2.74	2.38	6.07	5.47	2.37	2.49	2.13	5.86
10000	3.45	1.75	1.60	1.68	5.98	3.05	1.60	1.46	1.49	5.76
25000	2.31	1.46	1.19	1.35	5.99	2.20	1.35	1.09	1.19	5.70
50000	1.24	1.28	0.89	1.18	5.89	1.10	1.17	0.81	1.05	5.66
100000	0.78	1.07	0.74	0.87	4.97	0.69	0.98	0.67	0.77	4.85

(b) Example 3. Each entry of the table corresponds to the MSE multiplied by 10^3 .

n	MN	PR	L2-D	L1-D	FTKD	MN	PR	L2-D	L1-D	FTKD
	95%	95%	95%	95%	95%	99%	99%	99%	99%	99%
2000	5.28	1.83	2.09	0.96	4.95	3.45	1.21	1.37	0.63	3.25
10000	3.06	1.38	1.46	0.61	4.86	1.99	0.90	0.95	0.40	3.18
25000	1.51	1.16	1.18	0.47	4.61	0.99	0.72	0.77	0.31	3.01
50000	0.95	1.06	1.00	0.42	3.77	0.62	0.70	0.66	0.28	2.47
100000	0.72	0.95	0.86	0.38	3.48	0.47	0.62	0.56	0.25	2.29

(c) Example 4, heach entry of the table is the MSE multiplied by 10^4 .

n	MN	PR	L2-D	L1-D	FTKD	MN	PR	L2-D	L1-D	FTKD
	95%	95%	95%	95%	95%	99%	99%	99%	99%	99%
2000	20.6	4.75	1.82	3.48	3.25	16.8	4.03	1.15	2.88	3.00
10000	7.64	1.89	0.65	1.93	2.87	6.23	1.60	0.53	1.60	2.67
25000	2.04	1.10	0.48	2.19	2.57	1.67	0.93	0.39	1.80	2.37
50000	1.03	0.69	0.36	1.20	2.02	0.85	0.58	0.30	1.00	1.86
100000	0.50	0.55	0.39	0.90	1.36	0.40	0.46	0.32	0.85	1.25

6.2 Normal means estimation

After evaluating our proposed methodology for the task of estimating the mixing density, we now, for the case of standard normal kernel, focus on the estimation of the normals means $\{\mu_i\}$. For this, we consider comparisons using the four of the methods used before in addition to other procedures that we briefly discuss next.

As mentioned before, assuming that the marginal density is known, one can use Tweedie's formula to estimate $\{\mu_i\}$. For all the methods here this is the approach that we take, except for MN in which case we use the posterior means resulting from Gibbs sampling inference. For the methods depending on grid estimator, the number of bins is set to 250.

For the method of Efron (2011), we set to 5 the degree of the polynomial approximation

Table 3: Mean squared error, of the normal means estimates, times 100 , averaging over 100 Monte Carlo simulations, for different methods given samples from example 1.

n	L2-D	L1-D	PR	MN	Efron	GMLEBIP	SC	BG	NLP
2000	64.31	64.29	64.16	67.50	70.27	64.48	68.24	65.57	64.11
10000	63.89	63.68	63.86	63.18	70.00	63.80	65.56	64.06	63.27
25000	63.52	63.37	63.69	63.84	69.96	63.39	64.66	63.65	63.60
50000	63.27	63.21	63.55	65.20	69.85	63.23	64.15	63.44	63.26
100000	63.27	63.23	63.59	63.79	69.89	63.21	63.86	63.39	63.18

Table 4: Mean squared error, of the normal means estimates, times 100, averaging over 100 Monte Carlo simulations, for different methods given samples from example 2.

n	L2-D	L1-D	PR	MN	Efron	GMLEBIP	SC	BG	NLP
2000	65.42	65.46	65.36	64.33	69.97	66.20	69.60	66.99	65.75
10000	64.98	65.06	65.08	65.66	69.75	65.29	67.10	65.54	65.95
25000	65.19	65.08	65.32	65.21	69.94	65.12	66.42	65.49	65.09
50000	64.99	65.08	65.13	65.44	69.93	65.03	65.97	65.19	65.24
100000	65.02	64.95	65.14	65.03	69.84	65.02	65.69	65.14	64.96

to the logarithm of the marginal true density (we found larger values to be less numerically stable). The Poisson surrogate model is then fit in R using the command `glm`. We also compare against the general maximum likelihood empirical-Bayes estimator (GMLEB) from Jiang and Zhang (2009), which is a discretized version of the original Kiefer–Wolfowitz estimator. For our comparisons we use the algorithm proposed in Koenker and Mizera (2014) based on an interior point method algorithm (GMLEBIP). We use the R package REBayes in order to obtain this estimator (Koenker (2013)). On the other hand, for the shape constrained (SC) estimator from Koenker and Mizera (2014), we rely on a binned count approach based on a weighted likelihood using R code provided by the authors. Moreover, we consider the estimator from Brown and Greenshtein (2009) using the default choice of bandwidth $h_n = (\log n)^{-1/2}$, which we refer to as BG. The finally competitor is the non-linear projection (NLP) estimator from Wager (2013).

From Table 3 it is clear that the best methods for example 1 are L1-D, L2-D, GMLEBIP, and NLP. Moreover, it is not surprising that GMLEBIP provides good estimates given that the true mixing density has mixture components that have small variance.

For example 2, we can see from Table 4 that again L2-D and L1-D provide competitive estimates. The other suitable methods for this example seem to be PR and GMLEBIP. With slightly worse estimates MN, BG and SC provide results that are still competitive, with SC being particularly attractive given its computational speed to provide solutions.

Finally, for examples 3 and 4 we can see in Tables 5 and 6 respectively that L1-D and L2-D are the best or among the best methods in terms of mean squared distance when recovering the unknown means μ_i . Table 6 also suggests that Efron’s estimator is more suitable when the true mixing density is very smooth with no sharp peaks.

Table 5: Mean squared error, of the normal means estimates, times 100, averaging over 100 Monte Carlo simulations, for different methods given samples from example 3.

n	L2-D	L1-D	PR	MN	Efron	GMLEBIP	SC	BG	NLP
2000	64.99	64.96	65.41	69.05	70.54	65.74	69.70	66.99	65.77
10000	64.73	64.76	64.96	64.21	71.34	64.85	66.92	65.36	64.81
25000	64.52	64.57	64.75	64.97	71.42	64.65	66.62	64.82	64.62
50000	64.51	64.61	64.73	65.38	71.52	64.64	66.60	64.67	64.57
100000	64.54	64.41	64.76	64.54	71.96	64.56	65.17	64.62	64.46

Table 6: Mean squared error, of the normal means estimates, times 100, averaging over 100 Monte Carlo simulations, for different methods given samples from example 4.

n	L2-D	L1-D	PR	MN	Efron	GMLEBIP	SC	BG	NLP
2000	79.63	80.20	79.89	78.68	80.00	80.97	85.47	81.58	80.01
10000	79.32	79.35	79.42	79.34	79.99	79.74	82.18	79.89	79.64
25000	79.39	79.31	79.48	78.79	79.96	79.30	80.98	79.65	79.39
50000	79.21	79.25	79.29	79.85	79.82	79.40	80.58	79.36	79.39
100000	79.29	79.22	79.37	79.51	79.91	79.30	80.15	79.37	79.36

7 Discussion

In many problems in statistics and machine learning, we observe a blurred version of an unknown mixture distribution which we would like to recover via deconvolution. The main challenge is to find an approach that is computationally fast but still possesses nice statistical guarantees in the form of rates of convergence. We propose a two-step “bin-and-smooth” procedure that achieves both of these goals. This reduces the deconvolution problem to a Poisson-regularized model which can be solved either via standard methods for smooth optimization, or with a fast version of the alternating-direction method of multipliers (ADMM). Our approach reduces the computational cost compared to a fully Bayesian method and yields a full deconvolution path to illustrate the sensitivity of our solution to the specification of the amount of regularization. We provide theoretical guarantees for our procedure. In particular, under suitable regularity conditions, we establish the almost-sure convergence of our estimator towards the mixing density. We also characterize convergence rates for recovery of marginal density and illustrate the type of sensitivity analysis that can be performed in our framework.

There are a number of directions for future inquiry, including multivariate extensions and extensions to multiple hypothesis testing. These are active areas of current research.

References

- J. O. Berger. *Statistical Decision Theory and Bayesian Analysis*. Springer-Verlag, 2nd edition, 1985.
- S. Boyd, N. Parikh, E. Chu, B. Peleato, and J. Eckstein. Distributed optimization and statistical

- learning via the alternating direction method of multipliers. *Foundations and Trends® in Machine Learning*, 3(1):1–122, 2011.
- L. D. Brown and E. Greenshtein. Nonparametric empirical bayes and compound decision approaches to estimation of a high-dimensional vector of normal means. *The Annals of Statistics*, pages 1685–1704, 2009.
- R. Carroll, A. Delaigle, and P. Hall. Deconvolution when classifying noisy data involving transformations. *Journal of the American Statistical Association*, 107(499):1166–1177, 2012.
- R. J. Carroll and P. Hall. Optimal rates of convergence for deconvolving a density. *Journal of the American Statistical Association*, 83(404):1184–1186, 1988.
- G. Celeux, F. Forbes, C. P. Robert, D. M. Titterton, et al. Deviance information criteria for missing data models. *Bayesian analysis*, 1(4):651–673, 2006.
- A. Delaigle and I. Gijbels. Estimation of integrated squared density derivatives from a contaminated sample. *Journal of the Royal Statistical Society: Series B (Statistical Methodology)*, 64(4): 869–886, 2002.
- A. Delaigle and P. Hall. Parametrically assisted nonparametric estimation of a density in the deconvolution problem. *Journal of the American Statistical Association*, 109(506):717–729, 2014.
- K.-A. Do, P. Muller, and F. Tang. A Bayesian mixture model for differential gene expression. *Journal of the Royal Statistical Society, Series C*, 54(3):627–44, 2005.
- S. Donnet, V. Rivoirard, J. Rousseau, and C. Scricciolo. Posterior concentration rates for empirical bayes procedures, with applications to dirichlet process mixtures. *arXiv preprint arXiv:1406.4406*, 2014.
- S. Dudoit and M. J. Van Der Laan. *Multiple testing procedures with applications to genomics*. Springer Science & Business Media, 2007.
- B. Efron. Tweedie’s formula and selection bias. *Journal of the American Statistical Association*, 106(496):1602–14, 2011.
- B. Efron. Empirical bayes deconvolution estimates. *Biometrika*, 103(1):1–20, 2016.
- M. D. Escobar and M. West. Bayesian density estimation and inference using mixtures. *Journal of the American Statistical Association*, 90:577–88, 1995.
- J. Fan. On the optimal rates of convergence for nonparametric deconvolution problems. *The Annals of Statistics*, pages 1257–1272, 1991.
- J. Fan and J.-Y. Koo. Wavelet deconvolution. *Information Theory, IEEE Transactions on*, 48(3):734–747, 2002.
- T. S. Ferguson. A Bayesian analysis of some nonparametric problems. *The Annals of Statistics*, 1: 209–30, 1973.
- S. A. Geer. *Empirical Processes in M-estimation*, volume 6. Cambridge university press, 2000.

- A. Gelman, J. B. Carlin, H. S. Stern, and D. B. Rubin. *Bayesian data analysis*, volume 2. Chapman & Hall/CRC Boca Raton, FL, USA, 2014.
- S. Geman and C.-R. Hwang. Nonparametric maximum likelihood estimation by the method of sieves. *The Annals of Statistics*, 10(2):401–14, 1982.
- S. Ghosal and A. W. Van Der Vaart. Entropies and rates of convergence for maximum likelihood and bayes estimation for mixtures of normal densities. *The Annals of Statistics*, pages 1233–1263, 2001.
- I. J. Good and R. A. Gaskins. Nonparametric roughness penalties for probability densities. *Biometrika*, 58(2):255–77, 1971.
- I. Hirschman and D. V. Widder. *The Convolution Transform*. Princeton University Press, Princeton, New Jersey, 1955.
- H. Ishwaran and M. Zarepour. Exact and approximate sum representations for the dirichlet process. *The Canadian Journal of Statistics/La Revue Canadienne de Statistique*, pages 269–283, 2002.
- W. Jiang and C.-H. Zhang. General maximum likelihood empirical bayes estimation of normal means. *The Annals of Statistics*, 37(4):1647–1684, 2009.
- N. A. Johnson. A dynamic programming algorithm for the fused lasso and l₀-segmentation. *Journal of Computational and Graphical Statistics*, 22(2):246–260, 2013.
- J. Kiefer and J. Wolfowitz. Consistency of the maximum likelihood estimator in the presence of infinitely many incidental parameters. *The Annals of Mathematical Statistics*, 27:887–906, 1956.
- R. Koenker. Rebayes: empirical bayes estimation and inference in r. *R package version 0.41*, 2013.
- R. Koenker and I. Mizera. Density estimation by total variation regularization. In V. Nair, editor, *Advances in Statistical Modeling and Inference: Essays in Honor of Kjell A. Doksum*, chapter 30. World Scientific, 2007.
- R. Koenker and I. Mizera. Convex optimization, shape constraints, compound decisions, and empirical bayes rules. *Journal of the American Statistical Association*, 109(506):674–685, 2014.
- M. Lee, P. Hall, H. Shen, J. S. Marron, J. Tolle, and C. Burch. Deconvolution estimation of mixture distributions with boundaries. *Electronic journal of statistics*, 7:323, 2013.
- E. Lukacs. Some extensions of a theorem of Marcinkiewicz. *Pacific Journal of Mathematics*, 8(487–501), 1958.
- E. Mammen. Nonparametric regression under qualitative smoothness assumptions. *The Annals of Statistics*, pages 741–759, 1991.
- J. Marcinkiewicz. Sur une propriété de la loi de gauss. *Math Zeitung*, 44(612-8), 1938.
- R. Martin and S. T. Tokdar. Semiparametric inference in mixture models with predictive recursion marginal likelihood. *Biometrika*, 98(3):567–582, 2011.
- R. Martin and S. T. Tokdar. A nonparametric empirical Bayes framework for large-scale multiple testing. *Biostatistics*, 13(3):427–39, 2012.

- O. Muralidharan. An empirical bayes mixture method for effect size and false discovery rate estimation. *The Annals of Applied Statistics*, pages 422–438, 2010.
- R. M. Neal et al. Mcmc using hamiltonian dynamics. *Handbook of Markov Chain Monte Carlo*, 2: 113–162, 2011.
- M. A. Newton. On a nonparametric recursive estimator of the mixing distribution. *Sankhyā: The Indian Journal of Statistics, Series A*, pages 306–322, 2002.
- O. H. M. Padilla and J. G. Scott. Nonparametric density estimation by histogram trend filtering. *arXiv preprint arXiv:1509.04348*, 2015.
- A. Ramdas and R. J. Tibshirani. Fast and flexible ADMM algorithms for trend filtering. Technical report, Carnegie Mellon University, <http://www.stat.cmu.edu/ryantibs/papers/fasttf.pdf>, 2014.
- H. Robbins. An empirical Bayes approach to statistics. In *Proceedings of the Third Berkeley Symposium on Mathematical Statistics and Probability, 1954–1955*, volume 1, pages 157–63. University of California Press, Berkeley and Los Angeles, 1956.
- L. Rudin, S. Osher, and E. Fatemi. Nonlinear total variation based noise removal algorithms. *Physica D: Nonlinear Phenomena*, 60(259–68), 1992.
- A. Sarkar, B. K. Mallick, J. Staudenmayer, D. Pati, and R. J. Carroll. Bayesian semiparametric density deconvolution in the presence of conditionally heteroscedastic measurement errors. *Journal of Computational and Graphical Statistics*, 23(4):1101–1125, 2014a.
- A. Sarkar, D. Pati, B. K. Mallick, and R. J. Carroll. Bayesian semiparametric multivariate density deconvolution. *arXiv preprint arXiv:1404.6462*, 2014b.
- J. Schäfer and K. Strimmer. An empirical bayes approach to inferring large-scale gene association networks. *Bioinformatics*, 21(6):754–764, 2005.
- J. G. Scott and J. O. Berger. Bayes and empirical-Bayes multiplicity adjustment in the variable-selection problem. *The Annals of Statistics*, 38(5):2587–2619, 2010.
- B. W. Silverman. On the estimation of a probability density function by the maximum penalized likelihood method. *The Annals of Statistics*, pages 795–810, 1982.
- D. Singh, P. G. Febbo, K. Ross, D. G. Jackson, J. Manola, C. Ladd, P. Tamayo, A. A. Renshaw, A. V. D’Amico, J. P. Richie, E. S. Lander, M. Loda, P. W. Kantoff, T. R. Golub, and W. R. Sellers. Gene expression correlates of clinical prostate cancer behavior. *Cancer Cell*, 1(2):203–9, 2002.
- J. Staudenmayer, D. Ruppert, and J. P. Buonaccorsi. Density estimation in the presence of heteroscedastic measurement error. *Journal of the American Statistical Association*, 103(482):726–736, 2008.
- L. A. Stefanski and R. J. Carroll. Deconvolving kernel density estimators. *Statistics*, 21(2):169–184, 1990.
- W. Tansey, O. Koyejo, R. A. Poldrack, and J. G. Scott. False discovery rate smoothing. Technical report, University of Texas at Austin, 2014. <http://arxiv.org/abs/1411.6144>.

- R. Tibshirani, M. Saunders, S. Rosset, J. Zhu, and K. Knight. Sparsity and smoothness via the fused lasso. *Journal of the Royal Statistical Society (Series B)*, 67:91–108, 2005.
- R. J. Tibshirani. Adaptive piecewise polynomial estimation via trend filtering. *The Annals of Statistics*, 42(1):285–323, 2014.
- R. J. Tibshirani and J. Taylor. Degrees of freedom in lasso problems. *The Annals of Statistics*, 40(2): 1198–1232, 2012.
- S. T. Tokdar, R. Martin, and J. K. Ghosh. Consistency of a recursive estimate of mixing distributions. *The Annals of Statistics*, pages 2502–2522, 2009.
- S. Van de Geer. Estimating a regression function. *The Annals of Statistics*, pages 907–924, 1990.
- S. Wager. A geometric approach to density estimation with additive noise. *Statistica Sinica*, 2013.
- A. Wald. Note on the consistency of the maximum likelihood estimate. *The Annals of Mathematical Statistics*, pages 595–601, 1949.
- W. H. Wong and X. Shen. Probability inequalities for likelihood ratios and convergence rates of sieve mles. *The Annals of Statistics*, pages 339–362, 1995.
- C.-H. Zhang. Fourier methods for estimating mixing densities and distributions. *The Annals of Statistics*, pages 806–831, 1990.

A Technical supplement

A.1 Gradient expression for ℓ_2 regularization

Here we write the mathematical expressions for the gradient of the objective function when performing L2 deconvolution, As in Section 3.3 of the main document. Using the notation there, we have that

$$[\nabla l(\theta)]_j = \sum_{i=1}^D G_{ij} e^{\theta_j} \left(\frac{x_i}{\lambda_i(\theta)} - 1 \right),$$

and

$$\nabla \|\Delta^{(k+1)} \theta\|_2^2 = 2 \left(\Delta^{(k+1)} \right)^T \Delta^{(k+1)} \theta.$$

A.2 Proof of Theorem 1

We now sketch our proof of the theorem. This following discussion lacks complete generality only in that we assume the prior to admit a density representation. But the same analysis can easily be shown to hold for any probability measure.

Consider a linear exponential-family model having density function $\phi(y | \mu) = e^{\mu y - \lambda(\mu)} f_0(y)$. Let $m(y) = \int_{-\infty}^{\infty} \phi(y | \mu) f(\mu) d\mu$ represent the marginal distribution of the data under the

prior $f(\mu)$. Using Bayes' rule, it is easy to show that the posterior for μ is also in the exponential family, and that $\log\{m(y)/f_0(y)\}$ is its cumulant-generating function:

$$\begin{aligned}\phi(\mu | y) &= \frac{e^{\mu y - \lambda(\mu)} f(\mu)}{m(y)/f_0(y)} \\ &= \exp \left\{ \mu y - \log \frac{m(y)}{f_0(y)} \right\} e^{-\lambda(\mu)} f(\mu).\end{aligned}$$

Robbins (1956) quotes the exponential-family generalization of Tweedie's formula as

$$\hat{\mu}(y) = E(\mu | y) = \frac{d}{dy} \log \frac{m(y)}{f_0(y)}. \quad (14)$$

We can therefore characterize the validity of a given form for $E(\mu | y)$ in terms of the marginal for y . In particular, $m(y)$ must satisfy

$$\frac{m(y)}{f_0(y)} = \int_{-\infty}^{\infty} e^{\mu y - \lambda(\mu)} f(\mu) d\mu = \int_{-\infty}^{\infty} e^{\mu y} h(\mu) d\mu, \quad (15)$$

with the measure $h(\mu)d\mu = e^{-\lambda(\mu)} f(\mu)d\mu$ given by an exponential tilt of the prior. Equation (15) connects our immediate question to a second, more famous question: which functions are valid moment-generating functions of some probability measure? It follows directly from Marcinkiewicz's theorem (Marcinkiewicz, 1938; Lukacs, 1958) that $\log m(y)$ cannot be a polynomial $P(z)$ of degree 3 or greater, as $e^{P(z)}$ is the moment-generating function of some probability distribution if and only if $P(z) = a_2 z^2 + a_1 z$ and $a_2 \geq 0$.

A.3 Proof of Theorem 3

Proof. Motivated by Geman and Hwang (1982), given $\alpha \in A$ we define the function $F(\xi, \alpha) = (\phi * \alpha)(\xi)$ for $\mu \in \mathcal{R}$. Clearly, $F(\xi, \alpha)$ is a density that induces a measure in \mathcal{R} that is absolutely continuous with respect to the Lebesgue measure in \mathcal{R} . Also, we observe that if $\alpha, \beta \in A$, then, for any Borel measurable set E , we have by Tonelli's theorem that

$$\begin{aligned} \left| \int_E \phi * \alpha(\mu) d\mu - \int_E \phi * \beta(\mu) d\mu \right| &= \left| \int_{\mathcal{R}} \int_E \phi(\mu - y) \alpha(y) d\mu dy - \int_{\mathcal{R}} \int_E \phi(\mu - y) \beta(y) d\mu dy \right| \\ &= \left| \int_{\mathcal{R}} \left(\int_E \phi(\mu - y) d\mu \right) (\alpha(y) - \beta(y)) dy \right| \\ &\leq d(\alpha, \beta). \end{aligned}$$

Hence $d(\alpha, \beta) = 0$ implies that $\phi * \alpha$ and $\phi * \beta$ induce the same probability measures in $(\mathcal{R}, \mathcal{B}(\mathcal{R}))$.

Next we verify the assumptions in Theorem 1 from Geman and Hwang (1982). This is done into different steps below. Steps 1-4 verify the assumptions B1-B4 in Theorem 1 from Geman and Hwang (1982). Steps 5-6 are needed in the general case in which the data is binned. These are also related to ideas from Wald (1949).

Step 1

Given $\alpha \in A$ and $\epsilon > 0$, the function

$$\xi \rightarrow \sup_{\beta \in S_m: d(\alpha, \beta) < \epsilon} (\phi * \beta)(\xi)$$

is continuous and therefore measurable on ξ . To see this, simply note that for any $\beta \in A$ we have that

$$\|(\phi * \beta)'\|_\infty = \|(\phi' * \beta)\|_\infty \leq \|\phi'\|_\infty \int_{\mathcal{R}} \beta(\mu) d\mu = \|\phi'\|_\infty.$$

Hence all the functions $\beta \in S_m$ are $(\|\phi'\|_\infty + 1)$ -Lipschitz and the claim follows. Also, we note that

$$\lim_{\epsilon \rightarrow 0} \sup_{\beta \in S_m: d(\alpha, \beta) < \epsilon} (\phi * \beta)(\xi) = \phi * \alpha(\xi).$$

This follows by noticing that

$$\begin{aligned} \left| \sup_{\beta \in S_m: d(\alpha, \beta) < \epsilon} (\phi * \beta)(\xi) - \phi * \alpha(\xi) \right| &\leq \sup_{\beta \in S_m: d(\alpha, \beta) < \epsilon} |(\phi * (\beta - \alpha))(\xi)| \\ &\leq \|\phi\|_\infty \sup_{\beta: d(\alpha, \beta) < \epsilon} d(\alpha, \beta) \\ &\leq \epsilon \|\phi\|_\infty. \end{aligned}$$

Step 2

Define $E_\alpha(g) := \int_{\mathcal{R}} g(\xi) (\phi * \alpha)(\xi) d\xi$ for any function g . Then for any $\alpha \in A$ and $\epsilon > 0$ we have

$$\begin{aligned} E_{f_0} \left(\log \left(\sup_{\beta \in S_m: d(\alpha, \beta) < \epsilon} (\phi * \beta)(\xi) \right) \right) &\leq E_{f_0} \left(\log \left(\sup_{\beta: d(\alpha, \beta) < \epsilon} (\phi * \beta)(\xi) \right) \right) \\ &\leq \int_{\mathcal{R}} \log(\|\phi\|_\infty) \phi * f_0(\xi) d\xi \\ &< \infty. \end{aligned}$$

Step 3

Next we show that S_m is compact on (A, d) . Throughout, we use the notation \rightarrow_u to indicate uniform convergence. To show the claim, choose $\{\alpha_l\}$ a sequence in S_m . Then since $\{(\log(\alpha_l))^{(k+1)}\}$ are T_m -Lipschitz and uniformly bounded it follows by Arzela-Ascoli Theorem that there exists a sub-sequence $\{\alpha_{1,l}\} \subset \{\alpha_l\}$ such that $(\log(\alpha_{1,l}))^{(k+1)} \rightarrow_u g_{k+1}$ in $[-1, 1]$ for some function $g_{k+1} : [-1, 1] \rightarrow \mathcal{R}$ which is also T_m -Lipschitz. Note that we can again use Arzela-Ascoli Theorem applied to the sequence $\{\alpha_{1,l}\}$ to ensure that there exists a sub-sequence $\{\alpha_{2,l}\} \subset \{\alpha_{1,l}\}$ such that $(\log(\alpha_{2,l}))^{(k+1)} \rightarrow_u g_{k+1}$, in $[-2, 2]$. Thus we extend the domain of g_{k+1} if necessary.

Proceeding by induction we conclude that for every $N \in \mathbb{N}$ there exists a sequence $\{\alpha_{N,l}\}_{l \in \mathbb{N}} \subset \{\alpha_{N-1,l}\}_{l \in \mathbb{N}}$ such that

$$(\log(\alpha_{N,l}))^{(k+1)} \rightarrow_u g_{k+1}, \text{ as } l \rightarrow \infty,$$

in $[-N, N]$ as $l \rightarrow \infty$. Hence with Cantor's diagonal argument we conclude that there exists a sub-sequence $\{\alpha_{l_j}\} \subset \{\alpha_l\}$ such that

$$(\log(\alpha_{l_j}))^{(k+1)} \rightarrow_u g_{k+1} \text{ as } j \rightarrow \infty,$$

in $[-N, N]$ for all $N \in \mathbb{N}$. Since $|(\log(\alpha_{l_j}))^{(k)}(0)| \leq T_m$ for all j . Then without loss of generality, we can assume that

$$(\log(\alpha_{l_j}))^{(k)} \rightarrow_u g_k \text{ as } j \rightarrow \infty,$$

in $[-N, N]$ for all $N \in \mathbb{N}$ and where the function g_k satisfies $g'_k = g_{k+1}$. Continuing with this process we can assume, without loss of generality, that

$$\log(\alpha_{l_j}) \rightarrow_u g \text{ as } j \rightarrow \infty,$$

in $[-N, N]$ for all $N \in \mathbb{N}$ for some function g satisfying $g^{(j)} = g_j$ for all $0 \leq j \leq k+1$. Therefore,

$$\alpha_{l_j} \rightarrow_u \exp(g) \text{ as } j \rightarrow \infty, \tag{16}$$

in $[-N, N]$ for all $N \in \mathbb{N}$.

Let us now prove that $\exp(g) \in S_m$. First, we observe by the Fatou's lemma e^g is integrable in \mathcal{R} with respect to the Lebesgue measure. since S_m is tight and, we obtain

$$d(\exp(g), \alpha_{l_j}) \rightarrow 0.$$

This clearly also implies that $\exp(g)$ integrates to 1 or $\exp(g) \in \mathcal{P}$. Note that also by Fatou's lemma we have that $J_{k,q}(g) \leq K_m$ and by construction,

$$\max(\|\exp(g)\|_\infty, \|g^{(k+1)}\|_\infty, |g^{(k)}(0)|, \dots, |g(0)|) \leq T_m.$$

Finally, combining all of this with g^{k+1} being T_m -Lipschitz, we arrive to $\exp(g) \in S_m$.

Step 4 By assumption (4), we have that

$$\sup_{\alpha \in A_m} d(f_0, \alpha) \rightarrow 0, \text{ as } m \rightarrow \infty.$$

Step 5

Let us show that

$$\lim_{\epsilon \rightarrow 0} E_{f_0} \left(\sup_{d(\alpha, \beta) < \epsilon, \beta \in S_m} \log(\phi * \beta) \right) = E_{f_0}(\log(\phi * \alpha))$$

for all $\alpha \in S_m$. First, note that for all ξ

$$0 \leq \max \left\{ 0, \sup_{d(\alpha, \beta) < \epsilon, \beta \in S_m} \log(\phi * \beta)(\xi) \right\} \leq \max \{0, \log(\|\phi\|_\infty)\}.$$

Hence, by Step 1 we obtain

$$0 \leq \lim_{\epsilon \rightarrow 0} E_{f_0} \left(\max \left\{ 0, \sup_{d(\alpha, \beta) < \epsilon, \beta \in S_m} \log(\phi * \beta) \right\} \right) = E_{f_0}(\max\{\log(\phi * \alpha), 0\}) < \infty.$$

Now we observe that

$$0 \leq -\min \left\{ 0, \sup_{d(\alpha, \beta) < \epsilon, \beta \in S_m} \log(\phi * \beta)(\xi) \right\} \leq -\min\{0, \log(\phi * \alpha(\xi))\},$$

and the claim follows from the monotone convergence theorem.

If $x_j = 1$ and $\xi_j = y_j$ for all $j = 1, \dots, D_n$, the claim of Theorem 3 follows from Theorem 1 from Geman and Hwang (1982). Otherwise, we continue the proof below. In either case we can see that the solution set M_m^n is not empty given that the map $\alpha \rightarrow \phi * \alpha(\xi)$ is continuous with respect to the metric d for any ξ .

Step 6

Note that, by Glivenko-Cantelli Theorem and our assumption on the maximum number of bins, we have that, almost surely, the random distribution

$$G_n(\xi) = \sum_{j=1}^{D_n} \frac{x_j}{n} I_{(-\infty, \xi]}(\xi_j)$$

converges weakly to the distribution function associated with $\phi * f_0$. Hence, almost surely, from the Portmanteau theorem we have for any $\alpha \in S_{m_n}$ and any $\delta > 0$ it holds that

$$\limsup_{l \rightarrow \infty} \sum_{j=1}^{D_l} \frac{x_j}{l} \sup_{d(\alpha, \beta) < \delta, \beta \in S_m} \log(\phi * \beta)(\xi_j) \leq E_{f_0} \left(\sup_{d(\alpha, \beta) < \delta, \beta \in S_m} \log(\phi * \beta)(\xi) \right), \quad (17)$$

since the function

$$\xi \rightarrow \sup_{d(\alpha, \beta) < \delta, \beta \in S_m} \log(\phi * \beta)(\xi),$$

is continuous and bounded by above.

Next we define

$$m_1 = \min \left\{ m : \sup_{\alpha \in A_m} d(\alpha, f_0) < \frac{1}{2} \right\}.$$

Clearly, $\beta_1, \beta_2 \in A_{m_1}$ implies $d(\beta_1, \beta_2) < 1$. Also, we see that the set $\Pi_1 := \{\alpha \in S_{m_1} : d(\alpha, f_0) \geq 1\} \subset S_{m_1} - A_{m_1}$ is \mathbf{d} -compact. Hence, there exists $\alpha_1^1, \dots, \alpha_{h_1}^1$ in Π_1 such that $\Pi_1 \subset \cup_{l=1}^{h_1} \{\alpha \in \Pi_1 : d(\alpha, \alpha_l^1) < \delta_{1,l}\}$ for positive constants $\{\delta_{1,l}\}$ satisfying that

$$E_{f_0} \left(\sup_{d(\alpha, \alpha_l^1) < \delta_{1,l}, \alpha \in \Pi_1} \log(\phi * \alpha) \right) < E_{f_0}(\log(\phi * f_{m_1}))$$

for $l = 1, \dots, h_1$. Therefore from our assumptions on the sets A_m and also from (17), we arrive at

$$\begin{aligned} & \limsup_{r \rightarrow \infty} \sum_{j=1}^{D_r} \frac{x_j}{r} \left(\sup_{d(\alpha, \alpha_l^1) < \delta_{1,l}, \alpha \in \Pi_1} \log(\phi * \alpha)(\xi_j) - \log(\phi * f_{m_1}(\xi_j)) \right) \\ & \leq E_{f_0} \left(\sup_{d(\alpha, \alpha_l) < \delta_l, \alpha \in \Pi_1} \log(\phi * \alpha) \right) - E_{f_0}(\log(\phi * f_{m_1})) \\ & < 0, \quad \text{a.s.} \end{aligned}$$

Hence

$$\limsup_{r \rightarrow \infty} \sum_{j=1}^{D_r} x_j \left(\sup_{d(\alpha, \alpha_l^1) < \delta_{1,l}, \alpha \in \Pi_1} \log(\phi * \alpha)(\xi_j) - \log(\phi * f_{m_1}(\xi_j)) \right) = -\infty \quad \text{a.s.}$$

This implies

$$\lim_{r \rightarrow \infty} \frac{\sup_{\alpha \in \Pi_1} \prod_{j=1}^{D_r} \phi * \alpha(\xi_j)^{x_j}}{\prod_{j=1}^{D_r} \phi * f_{m_1}(\xi_j)^{x_j}} = 0 \quad \text{a.s.}$$

Next we define

$$k_1 = \min \left\{ k_0 : r \geq k_0 \text{ implies } \frac{\sup_{\alpha \in \Pi_1} \prod_{j=1}^{D_r} \phi * \alpha(\xi_j)^{x_j}}{\prod_{j=1}^{D_r} \phi * f_{m_1}(\xi_j)^{x_j}} < 1 \right\}$$

and we set $m_{k_1} = m_1$ Therefore

$$\sup_{\alpha \in M_{m_{k_1}}^{k_1}} d(\alpha, f_0) < 1.$$

Next we define m_2 as

$$m_2 = \min \left\{ m \geq m_1 : \sup_{\alpha \in A_m} d(\alpha, f_0) < \frac{1}{4} \right\} + 1$$

Then, $\beta_1, \beta_2 \in A_{m_2}$ implies $d(\beta_1, \beta_2) < 1/2$. We also see that $\Pi_2 := \{\alpha \in S_{m_2} : d(\alpha, f_0) \geq 1/2\} \subset S_{m_2} - A_{m_2}$ is d-compact. Hence there exists $\alpha_1^2, \dots, \alpha_{h_2}^2$ in Π_2 such that $\Pi_2 \subset \cup_{l=1}^{h_2} \{\alpha : d(\alpha, \alpha_l^2) < \delta_{2,l}\}$ for positive constants $\{\delta_{2,l}\}$ satisfying

$$E_{f_0} \left(\sup_{d(\alpha, \alpha_l^2) < \delta_{2,l}, \alpha \in \Pi_2} \log(\phi * \alpha) \right) < E_{f_0}(\log(\phi * f_{m_2}))$$

for $l = 1, \dots, h_2$. Therefore,

$$\begin{aligned} & \limsup_{r \rightarrow \infty} \sum_{j=1}^{D_r} \frac{x_j}{r} \left(\sup_{d(\alpha, \alpha_l^2) < \delta_{2,l}, \alpha \in \Pi_2} \log(\phi * \alpha)(\xi_j) - \log(\phi * f_{m_2}(\xi_j)) \right) \\ & \leq E_{f_0} \left(\sup_{d(\alpha, \alpha_l^2) < \delta_{2,l}, \alpha \in \Pi_2} \log(\phi * \alpha) \right) - E_{f_0}(\log(\phi * f_{m_2})) \\ & < 0 \text{ a.s.} \end{aligned}$$

So proceeding as before we obtain

$$\lim_{r \rightarrow \infty} \frac{\sup_{\alpha \in \Pi_2} \prod_{j=1}^{D_r} \phi * \alpha(\xi_j)^{x_j}}{\prod_{j=1}^{D_r} \phi * f_{m_2}(\xi_j)^{x_j}} = 0 \text{ a.s.}$$

Finally we define

$$k_2 = \min \left\{ k_0 : k_0 \geq k_1 \text{ and } r \geq k_0 \text{ implies } \frac{\sup_{\alpha \in \Pi_2} \prod_{j=1}^{D_r} \phi * \alpha(\xi_j)^{x_j}}{\prod_{j=1}^{D_r} \phi * f_{m_2}(\xi_j)^{x_j}} < 1 \right\}$$

and we set $m_k = m_1$ for all $k_1 \leq k < k_2$ and $m_{k_2} = m_2$. By construction, we have that

$$\sup_{\alpha \in M_{m_{k_2}}^{k_2}} d(\alpha, f_0) < 1/2.$$

Thus an induction argument allow us to conclude the proof. □

A.4 Rates of convergence for marginal density recovery

Let S be a set of integrable functions with support $[-a, a]$ and d_S a metric on L_1 , the set of Lebesgue integrable functions in \mathbb{R} . For a given $\delta > 0$, we define the entropy of S , denoted by $N(\delta, S, d_S)$, to be the minimum N for which there exist integrable functions f_1, \dots, f_N satisfying

$$\min_{f_i} d_S(f_i, g) \leq \delta, \quad \forall g \in S.$$

The δ -bracketing number $N_{[]}(\delta, S, d_S)$ is defined as the minimum number of brackets of size δ required to cover S , where a bracket of size δ is a set of the form $[l, u] := \{h : l(x) \leq h(x) \leq u(x) \forall x\}$, where l and u are non-negative integrable functions and $d_S(l, u) < \delta$. Throughout, let

$$\|h\|_\infty = \sup_{x \in \text{support}(h)} |h(x)|,$$

and

$$H(g, h) = \sqrt{H^2(g, h)}.$$

Finally for $i = 1, 2$, we define the sets

$$\phi * S_{n,i} = \{\phi * h : h \in S_{n,i}\}.$$

Lemma 6. *There exists a constant $\delta_0 > 0$ such that if $0 < \delta < \delta_0$, then for all n we have*

$$\begin{aligned} \log(N(\delta, S_{n,2}, \|\cdot\|_\infty)) &\leq A \left(\frac{e C_n (2a_n)^{2k+1} T_n}{\delta} \right)^{1/(k+1)} \\ \log(N(\delta, S_{n,1}, \|\cdot\|_\infty)) &\leq B \left(\frac{(2a_n)^k T_n e C_n}{\delta} \right)^{1/(k+1)} + (k+1) \log \left(\frac{(2a_n)^k T_n e C_n}{\delta} \right) \end{aligned}$$

where A and B are positive constants.

Proof. We first define the set

$$S = \left\{ g : \text{support}(g) \subset [-a_n, a_n], \int_{\mathcal{R}} |(g)^{(k+1)}(\mu)|^2 d\mu \leq T_n, \right. \\ \left. \|g\|_\infty \leq (2a_n)^{2k+1} T_n \right\},$$

and note that there is a $\|\cdot\|_\infty$ -preserving bijection between S and the set of functions $\{f : [0, 1] \rightarrow \mathcal{R} : \int_0^1 |f(\mu)^{(k+1)}|^2 d\mu \leq (2a_n)^{2k+1} T_n, \|f\|_\infty \leq (2a_n)^{2k+1} T_n\}$. Hence from Example 2.1 in Van de Geer (1990) or Theorem 2.4 in Geer (2000), because $(a_n)^{2k+1} T_n$ is bounded by below, there exists δ_0 such that $\delta \in (0, \delta_0)$ implies

$$\log(N(\delta, S, \|\cdot\|_\infty)) \leq A \left(\frac{(2a_n)^{2k+1} T_n}{\delta} \right)^{1/(k+1)}.$$

Let us set $N = N(\delta, S, \|\cdot\|_\infty)$ and let $g_1, \dots, g_N \in S$ be functions such that for every $g \in S$, there exists $i \in \{1, \dots, N\}$ satisfying $\|g - g_i\|_\infty \leq \delta$. Now, if $f \in S_{n,2}$, then there exists g_i with $\|\log(f)1_{[-a_n, a_n]} - g_i\|_\infty \leq \delta$. Therefore for any x ,

$$\begin{aligned} |f(x) - e^{g_i(x)} 1_{[-a_n, a_n]}(x)| &\leq 1_{[-a_n, a_n]}(x) \max(f(x), e^{g_i(x)}) |\log(f(x)) - g_i(x)| \\ &\leq 1_{[-a_n, a_n]}(x) \max(f(x), e^{\log(f(x)) + \delta}) \delta \\ &\leq 1_{[-a_n, a_n]}(x) e C_n \delta. \end{aligned}$$

Hence the result follows for $S_{n,2}$. The proof for the sieve $S_{n,1}$ follows the same lines with entropy bound for the corresponding S coming from the proof of Theorem 2 in Mammen (1991). □

Corollary 7. *With the notation from the previous lemma, there exists δ'_0 such that $0 < \delta < \delta'_0$ implies*

$$\begin{aligned} \log\{N_{[]}(\delta, \phi * S_{n,2}, H)\} &\leq A \left(\frac{2^{2k+3} (a_n)^{2k+2} T_n C_n e}{\delta^2} \right)^{1/(k+1)}, \\ \log\{N_{[]}(\delta, \phi * S_{n,1}, H)\} &\leq (k+1) \log \left(\frac{2^{k+2} (a_n)^{k+1} T_n C_n e}{\delta^2} \right) \\ &\quad + B \left(\frac{2^{k+2} (a_n)^{k+1} T_n C_n e}{\delta^2} \right)^{1/(k+1)}. \end{aligned}$$

Proof. Let $j \in \{1, 2\}$. We proceed as in the proof of Lemma 3.1 from Ghosal and Van Der Vaart (2001). First, given $\delta \in (0, \delta_0)$, we define $\eta = (4a_n)^{-1}\delta^2$. Next, let f_1, \dots, f_N be non-negative integrable functions with support in $[-a_n, a_n]$ such that for all $h \in S_{n,2}$, there exists $i \in \{1, \dots, N\}$ such that $\|f_i - h\|_\infty < \eta$. We then construct the brackets $[l_i, u_i]$ by defining

$$l_i = \max(f_i - \eta, 0), \quad u_i = (f_i + \eta) 1_{[-a_n, a_n]}.$$

Then $S_{n,2} \subset \cup_{i=1}^N [l_i, u_i]$ and hence $\phi * S_{n,2} \subset \cup_{i=1}^N [\phi * l_i, \phi * u_i]$. Since $0 \leq u_i - l_i \leq 2\eta$, we obtain

$$\int_{-\infty}^{\infty} |\phi * u_i(\mu) - \phi * l_i(\mu)| d\mu \leq \int_{-a_n}^{a_n} |u_i(\mu) - l_i(\mu)| d\mu \leq 4a_n\eta.$$

Therefore,

$$N_{[]} (4a_n\eta, \phi * S_{n,j}, \|\cdot\|_1) \leq N.$$

The results then follows from the previous lemma by choosing $\eta = (4a_n)^{-1}\delta^2$, implying that

$$\begin{aligned} \log \{N_{[]} (\delta, \phi * S_{n,j}, H)\} &\leq \log \{N_{[]} (\delta^2, \phi * S_{n,j}, \|\cdot\|_1)\} \\ &\leq \log \left\{ N_{[]} \left(\frac{\delta^2}{4a_n}, S_{n,j}, \|\cdot\|_\infty \right) \right\}. \end{aligned}$$

□

A.5 Proof of Theorem 5

Proof. First, let us see that the space $S_{n,2}$ is compact with respect to the metric $\|\cdot\|_\infty$. Let us consider a sequence $\{g_m\}$ in $\{g : e^g \in S_{n,2}\}$. By Arzela – Ascoli there exists a subsequence $\{g_{m_l}\} \subset \{g_m\}$ such that $g_{m_l}^{(k+1)}$ converges uniformly on $[-a_n, a_n]$ to some function h_{k+1} . Moreover, it is clear that h_{k+1} is b_n -Lipchitz. By uniform boundedness, we can assume without loss of generality that $g_m^{(k)}$ converges uniformly on $[-a_n, a_n]$ to some function h_k satisfying $h'_k = h_{k+1}$. Proceeding inductively, we can assume that in fact, g_m converges uniformly on $[-a_n, a_n]$ to h , and the function h satisfies $h^{(l)} = h_l$ for $l = 1, \dots, k+1$. It is immediate that $\|g\|_\infty \leq (a_n)^{2k+1} T_n$. Moreover, it is not difficult to verify that $e^h \in S_{n,2}$ and e^{g_m} converges uniformly on $[-a_n, a_n]$ to e^g . Thus, $(S_{n,2}, \|\cdot\|_\infty)$ is compact. Since the map sending f to $\phi * f(y)$ is trivially continuous from $(S_{n,2}, \|\cdot\|_\infty)$ to \mathcal{R} , we obtain that $M_{n,2}$ is not empty.

We conclude the proof by using the Theorem 3 from Wong and Shen (1995). We observe that for large enough n and any positive constants c_3 and c_4 , setting $\epsilon_n = n^{-\frac{k+1}{2(k+2)}} \log n$ we have

$$\begin{aligned} \int_{\frac{\epsilon_n^2}{2^8}}^{\sqrt{2}\epsilon_n} \sqrt{\log (N_{[]} (u/c_3, \phi * S_{n,2}, H))} du &\leq 4 A^{1/2} (2^{k+3} (a_n)^{2k+2} T_n C_n e c_3^2)^{1/(2k+2)} \epsilon_n^{k/(k+1)} \\ &\leq c \log n^{q+1} n^{-\frac{k}{2(k+2)}} \\ &\leq c_4 n^{1/2} \epsilon_n^2 \end{aligned}$$

for some constant c . Moreover, since $\delta_{n,i} = O(n^{-1})$, the conclusion follows from Theorem 3 in Wong and Shen (1995).

If we replace $S_{n,2}$ by $S_{n,1}$, under the given assumptions the same inequality holds with

$\epsilon_n = n^{-s}$.

If we replace S_n^2 by S_n^1 , then, the same argument from above shows that the M_n is not empty.

□

B Simulation details

For the cases of the true mixing density we consider four densities of the form

$$f_0(\mu) = \sum_{i=1}^K w_i N(\mu \mid \theta_i, \sigma_i^2).$$

In all cases considered here, the observations arise as in (1) with a standard normal sampling model. In our first example we evaluate performance for samples of a density that has four peaks or explicitly $K = 4$, $w = (0.2, 0.3, 0.3, 0.2)$, $\theta = (-3, -1.5, 1.5, 3)$ and with small variance $\sigma^2 = (0.01, 0.01, 0.01, 0.01)$. For the second example we consider a mixture of three normals two of which are smooth while the other has a peak. The true parameters in this case are $K = 3$, $w = (1/3, 1/3, 1/3)$, $\theta = (0, -2, 3)$ and $\sigma^2 = (2, .1, .4)$. The next example is a mixture of $K = 3$ normals, one of which has very high variance. The true parameters chosen are $w = (0.3, 0.4, 0.3)$, $\theta = (0, 0, 0)$ and $\sigma^2 = (0.1, 1, 9)$. Our final example is a mixture, with $K = 3$, giving rise to a very smooth density, the parameters are $w = (0.5, 0.4, .1)$, $\theta = (-1.5, 1.5, 4)$ and $\sigma^2 = (1, 2, 2)$. A visualization of these examples is shown in Figure 5.

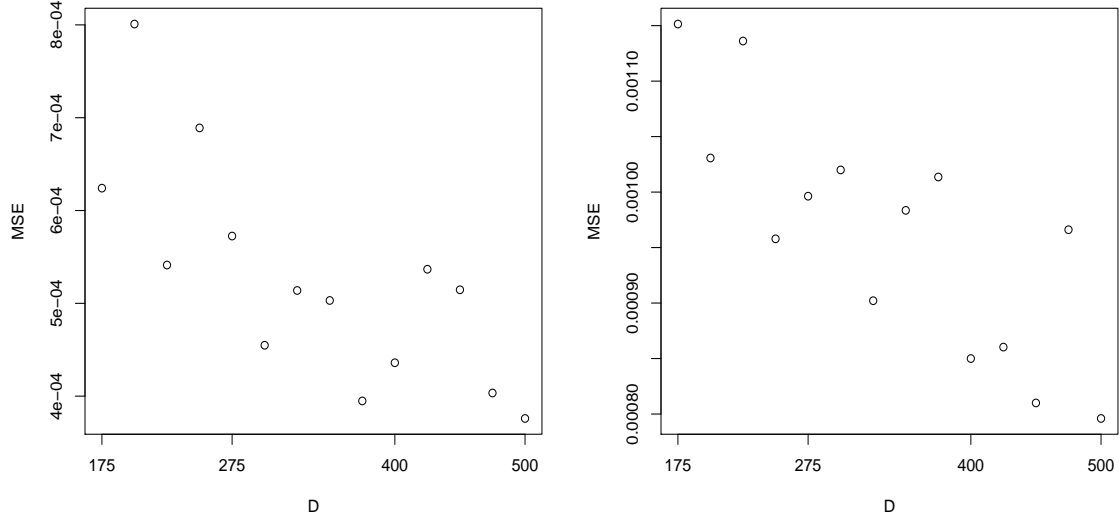


Figure 7: Sensitivity of our methods to the parameter D . We consider $n = 10^6$ samples from Example 1 in the paper. The first panel corresponds to L2-D while the second on to L1-D. The results show the average MSE on a 95% mass interval of the true mixing density. The average is taken over 20 MC simulations.

B.1 Sensitivity to the number of bins

Figure 7 shows the performance of both L1-D and L2-D generally improves as we increase D . However, based on our experience, $D = 250$ is a reasonable choice. Specially for L1-D whose computational burden increases more rapidly. For $D = 250$ it typically takes around 5 min to compute the solution path for L1-D with 50 values of the regularization parameter. In contrast, L2-D only requires around 40 seconds under the same setting.