

A deconvolution path for mixtures

Oscar-Hernan Madrid-Padilla*

Nicholas G. Polson[†]

James G. Scott[‡]

November 2015

Abstract

We propose a class of estimators for deconvolution in mixture models based on a simple two-step “bin-and-smooth” procedure applied to histogram counts. The method is both statistically and computationally efficient: by exploiting recent advances in convex optimization, we are able to provide a full deconvolution path that shows the estimate for the mixing distribution across a range of plausible degrees of smoothness, at far less cost than a full Bayesian analysis. This enables practitioners to conduct a sensitivity analysis with minimal effort; this is especially important for applied data analysis, given the ill-posed nature of the deconvolution problem. Our results establish the favorable theoretical properties of our estimator and show that it offers state-of-the-art performance when compared to benchmark methods across a range of scenarios.

Key words: deconvolution, mixture models, penalized likelihood, empirical Bayes, sensitivity analysis

*Ph.D student; Department of Statistics and Data Sciences, University of Texas at Austin; oscar.madrid@utexas.edu

[†]Professor; University of Chicago Booth School of Business; ngp@chicagobooth.edu

[‡]Associate Professor; Department of Information, Risk, and Operations Management and Department of Statistics and Data Sciences, University of Texas at Austin; james.scott@mcombs.utexas.edu

1 Deconvolution in mixture models

1.1 Introduction

Suppose that we observe $\mathbf{y} = (y_1, \dots, y_n)$ from the model

$$y_i \mid \mu_i \sim \phi(y_i \mid \mu_i), \quad \mu_i \stackrel{i.i.d.}{\sim} f_0, \quad (1)$$

where $\phi(\cdot \mid \mu)$ is a known sampling model with location parameter μ , and f_0 is an unknown mixing distribution. Marginally, we have specified a mixture model for the observations y_i :

$$m(y_i) = \int_{\mathcal{R}} \phi(y_i - \mu_i) f_0(\mu_i) d\mu_i = (\phi * f_0)(y_i). \quad (2)$$

The problem of estimating the mixing distribution f_0 is commonly referred to as *deconvolution* or *solving an inverse problem*: we observe draws from the convolution $m = \phi * f_0$, rather than from f_0 directly, and we wish to invert this blur operation to recover the distribution of the latent location parameters. Models of this form have been used in a wide variety of applications and have attracted significant attention in the literature (e.g. Kiefer and Wolfowitz, 1956; Ferguson, 1973; Fan, 1991; Newton, 2002; Ghosal and Van Der Vaart, 2001; Groeneboom et al., 2008). Yet the estimation of f_0 continues to pose both theoretical and practical challenges, making it an active area of statistical research.

In this paper, we propose a nonparametric method for deconvolution that is both statistically and computationally efficient. While our method can be motivated in terms of an underlying Bayesian model incorporating a prior into model (1), we do not perform full Bayes analysis. Rather, we use a simple two-step “bin and smooth” procedure. In the “bin” step, we form a histogram of the sample, letting x_j denote the number of observations that fall into the j th histogram bin. In the “smooth” step, we use the counts x_j to form a surrogate Poisson likelihood, and we compute a maximum *a posteriori* (MAP) estimate of f_0 under a prior that encourages smoothness.

We show that this simple nonparametric empirical-Bayes procedure yields excellent performance for deconvolution, at dramatically reduced computational cost compared to full nonparametric Bayesian methods. Our main theorems: (1) establish conditions under which the method yields a consistent estimate of the mixing distribution, and (2) provide finite-sample risk bounds for two different versions of the estimator, one corresponding to a variational minimization problem and the other corresponding to a more tractable, finite-dimensional problem. These are the strong theoretical results for the deconvolution problem of which we are aware. We also provide simulation evidence that the method of-

fers practical improvements over a number of existing methods.

1.2 Methodological issues in deconvolution

To complement these theoretical results, our paper addresses two main themes. First, we emphasize the importance of sensitivity analysis: that is, characterizing how the deconvolution estimate changes with respect to the assumed smoothness of f_0 . Inverting the blur operation in $m = \phi * f_0$ is typically ill-posed, in that large changes in f_0 produce only small changes in m . Thus a given marginal distribution may be consistent with a wide range of possibilities for f_0 that exhibit striking differences in assumed smoothness. Understanding the sensitivity of the final answer to this prior assumption is of crucial importance.

A nice feature of our method is that, at modest computational cost, it provides a full deconvolution path across a range of smoothness parameters. This contrasts with other Bayes and empirical-Bayes approaches to deconvolution, which either depend on a user-chosen smoothness parameter (for example, the concentration parameter of a Dirichlet process), or else embed a hard-to-diagnose assumption about smoothness into the reconstruction algorithm (as in the recursive estimator of Newton, 2002). Having access to the full deconvolution path allows us to visualize the influence of prior assumptions, whose effect on the final answer may otherwise be nonintuitive. As our examples show, this model uncertainty about smoothness typically dominates the uncertainty in the fully Bayes posterior distribution computed using a fixed smoothness parameter.

The second major theme we emphasize is the connection between deconvolution (1) and the canonical normal-means problem. Here $(y_i | \mu_i) \sim N(\mu_i, 1)$, and the object of inferential interest is the vector of means (μ_1, \dots, μ_n) rather than the mixing measure f_0 . A classic result known as Tweedie’s formula (Robbins, 1956; Efron, 2011) makes this connection explicit in exponential-family models.

This paper’s main goal is to provide a good estimate for f_0 . However, we also highlight the advantages of using our method in conjunction with Tweedie’s formula in the normal-means problem. In this context, we take a closer look at two recent proposals that also appeal to Tweedie’s formula, but that attempt to avoid the difficult task of estimating the mixing density f_0 directly (Efron, 2011; Koenker and Mizera, 2014). We prove a “no free lunch” theorem showing that these empirical decision rules are not true Bayes rules, in that they cannot arise as the posterior mean under any prior distribution. Standard complete-class theorems for the normal-means problem imply that these estimators are therefore inadmissible under squared-error loss. Combining our approach with Tweedie’s formula, on the other hand, yields admissible estimators that retain many of the same computational advantages as an empirical decision rule.

1.3 Outline

The structure of the paper is as follows. Section 2 discusses the connections of our work with previous efforts in the literature studying the problem of deconvolution. This is the main theme of Section 2.1 where we present a broad spectrum of approaches that estimate the mixing distribution. This discussion of full deconvolution includes classical work based on maximum likelihood estimation, Bayesian estimation and Fourier transform methods. Section 2.2 then emphasizes the relation between full deconvolution and Tweedie’s formula. Here, we also show that some of the empirical decision rules in the literature do not arise as valid Bayes rules.

In Section 3.1 we introduce our proposed approach to deconvolution based on imposing smooth constraints on the log-space of the mixing density. We see how this novel perspective can be thought as a MAP estimator for which a Poisson surrogate model is presented in Section 3.2. There we formulate an optimization problem based on the likelihood given by the surrogate model and a roughness penalty. The implementation details are explained through Section 3.2 and 3.3. We conclude Section 3.5 with a toy example illustration of our method. Section 4 then demonstrates a sensitivity analysis example on a real data set illustrating the advantage of having a full path of solutions.

In Sections 5 and 6 we consider the theoretical and empirical properties of our estimator, respectively. Section 5 shows almost sure recovery of the mixing density when maximization is carried on a certain class of functions. Convergence rates are provided for the marginal density recovery constrained to a smooth class of densities of bounded support. For our discrete estimator, a stochastic bound on the Kullback-Leiber error is provided. The practical validity of our methodology is then assessed in Section 6 on both mixing density recovery and normal-means problem. For the first of these tasks, comparisons with other methods on simulated data are evaluated via Kullback-Leiber divergence. For the normal-means problem, a similar setting is considered, but measuring performance in terms of mean squared error. Finally, Section 7 summarizes our contributions.

2 Connections with previous work

Previous approaches to the deconvolution problem (Model 1) have focused on two inferential goals: (1) estimating the mixing distribution f_0 , and (2) estimating the means μ_i . We organize our review of the literature around these two different (albeit related) goals.

2.1 Full deconvolution: estimating f_0 directly

Let us start by looking at frequentist estimators based on maximum-likelihood estimation. First, recall the formulation studied by Kiefer and Wolfowitz (1956), who consider estimating f_0 using the nonparametric maximum likelihood estimator

$$\hat{f} = \arg \max_{f \in \mathcal{F}} \prod_{i=1}^n m_f(y_i), \quad (3)$$

where $m_f(y) = \int \phi(y - \mu) df(\mu)$ is a convolution of f with the density function of the sampling model, and \mathcal{F} is the class of all probability measures.

The Kiefer–Wolfowitz estimator (KW) has some appealing features: it is completely nonparametric and invariant to translations of the data, it requires no tuning parameters, and it is consistent under fairly general conditions. Balanced against these desirable features is one significant disadvantage: \hat{f} is a discrete distribution involving as many as $n+1$ point masses. Koenker and Mizera (2007) refer to this phenomenon as a “Dirac catastrophe,” for the reason that in most settings f_0 will be relatively smooth, and the discreteness of the KW estimator is therefore unappealing.

A related estimator for Gaussian observations, studied by Geman and Hwang (1982), can be obtained by solving

$$\begin{aligned} & \underset{F}{\text{minimize}} && - \sum_{i=1}^n \left\{ \log \int_{\mathcal{R}} \mathcal{N}(y_i \mid \mu, \sigma^2) dF(\mu) \right\} \\ & \text{subject to} && F \in \left\{ \frac{1}{m} \sum_{j=1}^m \delta_{z_j} : m \leq n, \ z_j \in \mathcal{R} \right\}. \end{aligned}$$

This variational problem was proposed as a way to obtain a consistent nonparametric maximum-likelihood estimator. Geman and Hwang (1982) proved that their density estimator converges almost surely in ℓ_1 metric to the true marginal density of the data, given an appropriate choice of sequences m_n . However, the convergence only holds for the marginal distribution $m(y)$, with nothing said about convergence of the mixing distribution.

The problem of deconvolution has also been studied using Bayesian methods. In the case of multiple testing, Scott and Berger (2006) used fully parametric models to perform multiple testing. However, this framework is only applicable when the true mixing density can be decomposed as weighted sum of a discrete measure and a known parametric family. For a general density estimation problem, a more flexible choice is the Dirichlet Process (DP) studied in Ferguson (1973) and Escobar and West (1995). Based on these, a natural model

for deconvolution is

$$\begin{aligned}
y_i \mid \mu_i &\sim \mathcal{N}(\mu_i, \sigma^2) \\
\mu_i \mid \theta_i &\sim \mathcal{N}(\theta_i, \tau_i^2) \\
(\theta_i, \tau_i^2) &\sim f \\
f &\sim \text{DP}(\alpha, G_0),
\end{aligned} \tag{4}$$

with some concentration parameter α and base measure G_0 . This specifies a standard mixture of Dirichlet processes (MDP) for the means μ_i : by integrating out θ , (4) models μ_i with an infinite mixture of normals. This is a very flexible model for which posterior inference is easily done via MCMC (e.g. Ishwaran and Zarepour, 2002). Moreover, concentration rates were recently studied in Donnet et al. (2014). Related models were considered by Do et al. (2005) and Muralidharan (2010), where the marginal density is a weighted sum of an atomic measure and a finite mixture of normals.

The DP provides a very general framework for estimating the mixing density f . However, as Martin and Tokdar (2012) argue, fitting a Dirichlet process mixture does not scale well with the number of observations n . For microarray studies, n ranges from thousands to tens of thousands, whereas for more recent studies of fMRI data or single-nucleotide polymorphisms, n can reach several hundreds of thousands (e.g. Tansey et al., 2014). For such massive data sets, fitting a Dirichlet process mixture model can be very time-consuming.

To overcome this difficulty, Newton (2002) proposed a predictive recursive (PR) algorithm that proceeds as follows. First, fix an initial distribution \hat{f}_0 and sequence of decaying weights $w_1, \dots, w_n \in (0, 1)$. Then, for all μ in the support of \hat{f}_0 define the step- i estimate

$$\hat{f}_i(\mu) = (1 - w_i) \hat{f}_{i-1}(\mu) + w_i \frac{\mathcal{N}(y_i \mid \mu, 1)}{\int \mathcal{N}(y_i \mid \mu, 1) \hat{f}_{i-1}(\mu) d\mu}$$

for $i = 1, \dots, n$. The resulting estimator is computed recursively by sweeping through the data. It scales well with large data sets while remaining reasonably accurate, thereby solving one of the main challenges faced by the fully Bayesian approach. Moreover, as described by Martin and Tokdar (2011) and Martin and Tokdar (2012), this approximate Bayes procedure can be thought of as an approximation to DP-model-based inference, and it can easily be adapted to handle multiple testing where the true mixing density is a convex combination of an atomic measure and an arbitrary density. The consistency of the PR algorithm was established by Tokdar et al. (2009), where the authors showed that under suitable conditions the estimator \hat{f}_n converges to the true density f in the weak topology. They also suggest a modified estimator that averages over different permutations of the input data and results in smaller expected error.

Finally, we note the work by Stefanski and Carroll (1990), Zhang (1990), and Fan (1991), who consider estimators related to

$$\hat{f}_{K,n}(\mu) = \frac{1}{2\pi} \int_{-\infty}^{+\infty} \exp(-it\mu) \psi_K(t h_n) \frac{\hat{\psi}_n(t)}{\psi_\epsilon(t)} dt, \quad (5)$$

where h_n is a suitable bandwidth, ψ_K is the characteristic function of some kernel function, ψ_ϵ is the characteristic function of the noise measurement, and

$$\hat{\psi}_n := \frac{1}{n} \sum_{i=1}^n \exp(it y_i).$$

The estimator in (5) is motivated by the model (1) after taking the Fourier transform of the corresponding convolution of densities, then solving for the unknown mixing density using kernel approximations for the Fourier transform of the true marginal density. The resulting kernel estimator enjoys attractive theoretical properties: $\hat{f}_{K,n}(\mu_0)$ has optimal rates of convergence towards $f_0(\mu_0)$ for squared-error loss when the function f_0 belongs to smooth class of functions Fan (1991). However, convergence in a global sense is not assured: it has only been proven that $\hat{f}_{K,n}$ converges to a f_0 in a nonstandard metric $\|\cdot\|_{wp}$ that depends on a weight function which cannot be a constant (Fan, 1992). Hence it is not known if $\hat{f}_{K,n}$ attains the optimal convergence rates for a more standard metric such as L_p . Finally, a related Fourier transform based method was more recently studied in Fan and Koo (2002) under the assumption the true mixing density is square integrable.

2.2 Empirical-Bayes decision rules and Tweedie's formula

The methods reviewed in Section 2.1 all share the goal of estimating the mixing measure f_0 . But another typical reason to study model (1) is to provide a good estimate for the normal means (μ_1, \dots, μ_n) , something of interest in many different applications (see, e.g. Dudoit and Van Der Laan, 2007; Schäfer and Strimmer, 2005, for applications in biology). For this problem, deconvolution is often an intermediate goal.

We do not attempt a full review of the vast literature on the normal-means problem. Instead, we focus on a specific class of empirical-Bayes estimators called “empirical decision rules” by Koenker and Mizera (2014). An empirical decision rule attempts to estimate the posterior mean function $E(\mu_i | y_i)$ directly. Such a rule implicitly invokes the existence of some prior distribution f_0 but does not attempt to estimate it.

To understand this empirical-Bayes approach, return to the simple normal-

means model $(y_i | \mu_i) \sim N(\mu_i, 1)$. Absent any prior information that would distinguish the μ_i , a natural assumption is that they arise exchangeably from some prior, $\mu_i \sim F$. An important result first discussed by Robbins (1956) holds that the posterior mean can be written as the unbiased estimate plus a Bayes correction:

$$E(\mu | y) = y + \frac{d}{dy} \log m(y) = y + \frac{m'(y)}{m(y)}, \quad (6)$$

where $m(y) = \int p(y | \mu) dF(\mu)$ is the marginal density of the data under this prior. The prior does not appear explicitly, but its effect is incorporated in $m(y)$.¹

Efron (2011) studied Equation (6) in detail, referring to it as Tweedie’s formula and nicely summarizing its appeal: “The crucial advantage of Tweedie’s formula is that it works directly with the marginal density,” thereby offering the statistician the opportunity to avoid deconvolution entirely. Specifically, Efron (2011) proposes to estimate the μ_i by first estimating the marginal density directly using a polynomial or spline on the log scale, e.g.

$$\hat{m}(y) = \exp \left\{ \hat{\beta}_0 + \sum_{k=1}^K \hat{\beta}_k y^k \right\}. \quad (7)$$

The $\hat{\beta}_k$ ’s are estimated via Poisson regression to the histogram counts after binning the data. Under this form of the marginal density, the posterior mean function is easily computed by taking the log and differentiating.²

Following on the work of Efron (2011), Koenker and Mizera (2014) considered an estimator based on the observation that the posterior mean function $E(\mu | y)$ in Tweedie’s formula (6) is nondecreasing in y . This implies that the function

$$c(y) = \frac{y^2}{2} + \log m(y) \quad (8)$$

is convex, a result which holds not merely for the Gaussian case, but for any exponential-family observational model, regardless of the prior F . However, an unconstrained or traditional kernel-based estimate of $m(y)$ does not ensure

¹Similar expressions to Tweedie’s formula have arisen in studies of admissibility (Brown, 1971), dynamic models (Masreliez, 1975), outlier detection (West, 1984), scale-mixture priors (Polson, 1991), and sparsity (Carvalho et al., 2010). This formula has further connections with the nearly optimal estimator provided in Brown and Greenshtein (2009) which asymptotically behaves as an optimal rule for estimating μ_i under squared error loss. Such an estimator can be viewed as estimating both $m(y)$ and $m'(y)$ via kernel approximations and then plugging in these approximations into (6).

²In principle, any of the direct deconvolution methods described in Section 2.1 can be used to compute such a decision rule—for example, Jiang and Zhang (2009) do so using the Kiefer–Wolfowitz estimator. By an empirical-Bayes decision rule, we mean an estimator that avoids estimating f_0 .

convexity of $c(y)$. Koenker and Mizera (2014) proposed to estimate m non-parametrically subject to this convexity constraint, which serves as a strong form of regularization.

Specifically, let $g(y) = \log m(y)$ be the log marginal density. Koenker and Mizera (2014) estimate m by solving the following variational problem:

$$\begin{aligned} & \underset{h}{\text{minimize}} \quad \sum_{i=1}^n g(y_i) \\ & \text{subject to} \quad \int_{\mathcal{R}} e^{g(y)} dy = 1, \quad \frac{y^2}{2} + g(y) \in \mathcal{K}, \end{aligned}$$

where \mathcal{K} is the cone of convex functions on \mathcal{R} . The first constraint ensures that m is a density; the second, that the posterior mean function is monotone. Once the optimal g is found, one plugs $m(y) = e^{g(y)}$ in to Equation (6) to arrive at the empirical Bayes decision rule. They formulate this problem on a discrete grid and solve the dual problem to yield their-shape constrained estimator (SC).

A Bayesian view of empirical decision rules. From a Bayesian perspective, a natural question is: for what class of prior distributions could a particular empirical-decision rule arise?

In the case of Efron's estimator, we provide an explicit answer in the following theorem: there are no such priors, save the trivial case of a Gaussian prior (and a quadratic log marginal).

Theorem 1. *Let $\phi(y \mid \mu) = e^{\mu y - h(\mu)} f_0(y)$ be a linear exponential family with scalar parameter μ . If $J \geq 3$, then for all prior measures F supported on \mathbb{R} , and for all nonzero choices of β_1, \dots, β_J ,*

$$\int_{-\infty}^{\infty} \phi(y \mid \mu) dF(\mu) \neq \exp \left(\sum_{j=0}^J \beta_j y^j \right).$$

Efron's empirical-Bayes rule is therefore not a Bayes rule, in that it cannot arise from a valid application of Tweedie's formula under any prior. The only exception is $J = 2$, implying that f_0 is Gaussian.

In the case of the Koenker/Mizera estimator, all Gaussian convolutions must satisfy the condition that $c(y)$ in Equation (8) is convex. But they must also satisfy additional conditions, which are expressed in the following result adapted from Theorem VIII.6.3 of Hirschman and Widder (1955).

Theorem 2 (Hirshmann and Widder, 1955). *The following conditions are necessary for $m(y)$ to be a Gaussian convolution:*

1. The function $\log m(y)$ has continuous derivatives of all order.
2. The series $\sum_{k=0}^{\infty} \frac{(-1)^k}{4^k k!} m^{(2k)}(y)$ converges uniformly to a non-negative value, where $m^{(j)}$ denotes the derivative of order j .
3. The function $c(y) = \frac{1}{2}y^2 + \log m(y)$ is closed and convex.

By imposing only the last condition, Koenker and Mizera (2014) allow the possibility that, like Efron’s estimator, their empirical decision rule may also fall outside the class of valid Bayes rules.

This is not to say that either the estimators of Efron (2011) or Koenker and Mizera (2014) are bad estimators. Indeed, many well-known empirical-Bayes rules also fail to be Bayes estimators, including the James–Stein estimator and the empirical-Bayes approach to variable selection in linear models (Scott and Berger, 2010), and have enjoyed practical success. Nonetheless, it is worth remembering the complete-class theorems which establish that all admissible rules for the normal-means problem are generalized Bayes rules (see, e.g. Berger, 1985, for a detailed discussion). Moreover, it is not obvious how to modify either of the above estimators to ensure that they are, indeed, valid Bayes rules.

Our perspective is that the safest way to estimate a decision rule via Tweedie’s formula is to actually perform the deconvolution implied by Model 1 using a sufficiently flexible method. One of the major goals of this paper is to show that, compared with existing methods, our approach can accomplish this while suffering much less of a tradeoff between computational, statistical, and interpretational goals.

3 A deconvolution path

3.1 Overview of approach

We now described our proposed approach in detail. We study deconvolution estimators related to the variational problem

$$\begin{aligned}
& \underset{f}{\text{minimize}} && - \sum_{i=1}^n \log(\phi * f)(y_i) \\
& \text{subject to} && \int_{\mathcal{R}} f(\mu) d\mu = 1 \\
& && J(f) \leq t,
\end{aligned} \tag{9}$$

where $J(f)$ is a known penalty functional. The choices of J we consider include ℓ_1 or ℓ_2 penalties on derivatives to encourage smoothness:

$$\|\log f^{(k)}\|_2^2 = \int_{\mathcal{R}} |\log f^{(k)}(\mu)|^2 d\mu \quad (10)$$

$$\|\log f^{(k)}\|_1 = \int_{\mathcal{R}} |\log f^{(k)}(\mu)| d\mu, \quad (11)$$

where $\log f^{(k)}$ is the derivative of order k of the log prior. The penalty involving the first derivative is an especially interpretable one, as $d \log f(\mu)/d\mu = f'(\mu)/f(\mu)$ is the score function of the mixing density.

Our motivation for (9) is clear: we seek to overcome the “Dirac catastrophe” phenomenon by constraining our solutions to be smooth. In addition to smoothness constraints we require integrability in the log-space of a higher-order derivative with respect to a suitable L_p norm, unlike in Fan (1992). As we will see later in our experiments and theoretical results this is of great benefit in terms of performance.

To make estimation efficient in scenarios with thousands or even millions of observations, we actually fit a MAP estimator based on binning the data. First, we use the sample to form a histogram $\{I_j, x_j\}_{j=1}^D$ with D bins, where I_j is the j th interval in the histogram and $x_j = \#\{y_i \in I_j\}$ is the associated count. For ease of exposition, we assume that the intervals take the form $I_j = \xi_j \pm \Delta/2$, i.e. have midpoints ξ_j and width Δ , although this is inessential to our analysis.

This leads to a multinomial model of the form

$$p(x | f) \propto \prod_{i=1}^{D_n} \{m_f(\xi_i)\}^{x_i}, \quad (12)$$

where $m_f = \phi * f$. Note that (12) is not exactly the log-probability of the vector of counts x , since by the mean-value theorem the probability of getting a draw in the i -th bin is not $\Delta m_f(\xi_i)$ but rather $\Delta m_f(\xi'_i)$ for some ξ'_i in bin i .

For the sampling model (12) we consider the (possibly improper) prior

$$p(f) \propto \exp(-\Phi(f)) \mathbb{I}(f \in \mathcal{A})$$

where Φ is a roughness penalty and \mathcal{A} is some class of density functions. The posterior distribution is $p(f | x) \propto p(x | f)p(f)$, and our MAP estimator therefore solves the optimization problem

$$\operatorname{argmin}_{f \in \mathcal{A}} -\log p(x | f) + \Phi(f). \quad (13)$$

An equivalent way of stating our approach is that we minimize cross-entropy

of f to the observed frequency distribution (x_1, \dots, x_D) over the class \mathcal{A} with roughness penalty $\Phi(f)$.

We recall that this general class of MAP estimators first appeared in Good and Gaskins (1971) for the particular case in which no binning of the data is performed: that is, $\xi_i = y_i$ for all $i = 1, \dots, n$. The asymptotic properties of these estimators were studied in de Montricher et al. (1975) when \mathcal{A} is a reproducing Hilbert space with norm $\Phi(\cdot)^{1/2}$. A related penalized likelihood approach was also considered in Silverman (1982) for the classical problem of density estimation (i.e. without the additional complications posed by the presence of a convolution operator).

3.2 Poisson likelihood surrogate problem

Binning the data offers a computationally attractive MAP approach to deconvolution. In order to yield one additional computational simplification, we follow Efron (2011) in working with the unconstrained parameter space implied by a Poisson (rather than multinomial) sampling model for the histogram counts. Thus our “bin-and-smooth” model assumes that

$$(x_j \mid \lambda_j) \sim \text{Poisson}(\lambda_j), \quad \lambda_j = n \int_{\xi_j - \Delta/2}^{\xi_j + \Delta/2} m(y) dy,$$

where $m(y)$ is the marginal data distribution (2). Clearly, this is an approximation to the actual model $x_i \sim \text{Binomial}(n, \Delta f(\xi'_i))$. We then use a sequence of Riemann approximations to the required integrals:

$$\begin{aligned} \lambda_j &\approx n\Delta m(\xi_j) \\ &= n\Delta \int_{\mathcal{R}} \phi(\xi_j - \mu) e^{g(\mu)} d\mu \\ &\approx n\Delta^2 \sum_{i=1}^D \phi(\xi_i - \xi_j) e^{g(\xi_i)} \\ &= \sum_{j=1}^D G_{ij} e^{\theta_i}, \end{aligned}$$

where $G_{ij} = \Delta\phi(\xi_i - \xi_j)$ is the blur matrix (i.e. the discrete approximation to the convolution kernel), and where we have approximated the marginal data distribution $m(y)$ using a Riemann sum on the same discrete grid $\{\xi_j\}$ that defines the histogram bins. Note that θ_j is equal to the log mixing density evaluated at ξ_j , up to an additive constant of $\log(n\Delta)$.

We now use this discretization together with the Poisson assumption to de-

find the negative log likelihood:

$$l(\theta) = \sum_{j=1}^D \{ \lambda_j(\theta) - x_j \log \lambda_j(\theta) \} , \quad (14)$$

where $\lambda : \mathcal{R}^D \rightarrow \mathcal{R}^D$ is the discrete Gaussian convolution operator whose j th coordinate is

$$\lambda_j(\theta) = \sum_{i=1}^D G_{ij} e^{\theta_i} ,$$

or letting $e^\theta = (e^{\theta_1}, \dots, e^{\theta_D})^T$,

$$\lambda(\theta) = G e^\theta .$$

Having formulated this surrogate model, we estimate the mixing density using the solution to the following unconstrained optimization problem:

$$\underset{\theta \in \mathcal{R}^D}{\text{minimize}} \quad l(\theta) + \frac{\tau}{2} \|\Delta^{(k+1)} \theta\|_q^s , \quad (15)$$

where $\|\cdot\|_q^s$ is the s th power of the ℓ^q norm of a vector, and $\Delta^{(k+1)}$ is the k -th order discrete difference operator, and τ is a scalar regularization parameter. Concretely, when $k = 0$, $\Delta^{(1)}$ is the $(D-1) \times D$ matrix encoding the first differences of adjacent values:

$$\Delta^{(1)} = \begin{pmatrix} 1 & -1 & 0 & 0 & \cdots & 0 \\ 0 & 1 & -1 & 0 & \cdots & 0 \\ \vdots & & & & \ddots & \vdots \\ 0 & \cdots & & 0 & 1 & -1 \end{pmatrix} . \quad (16)$$

For $k \geq 1$, $\Delta^{(k+1)}$ is defined recursively as $\Delta^{(k+1)} = \Delta^{(1)} \Delta^{(k)}$, where $\Delta^{(1)}$ from (16) is of the appropriate dimension. Thus when $k = 0$, we penalize the total variation of the vector θ (c.f. Rudin et al., 1992; Tibshirani et al., 2005) and should expect estimates that are shrunk towards piecewise-constant functions. When $k \geq 1$, the estimator penalizes higher-order versions of total variation, similar to the polynomial trend-filtering estimators studied by Tibshirani (2014).

In this paper we develop theory for the case where $s = q = 2$ (ℓ^2 or squared Euclidean norm) and $p = q = 1$ (lasso or ℓ_1 norm).

3.3 Solution algorithms

We start discussing the implementation details for solving (15) in the case $s = q = 1$. To solve this problem, motivated by the work on trend filtering for regres-

sion by Ramdas and Tibshirani (2014), we rewrite the problem as

$$\begin{aligned} & \underset{\theta}{\text{minimize}} && l(\theta) + \frac{\tau}{2} \|\Delta^{(1)}\alpha\|_1 \\ & \text{subject to} && \alpha = \Delta^{(k)}\theta. \end{aligned} \quad (17)$$

Next we proceed via the alternating-direction method of multipliers (ADMM), as in Ramdas and Tibshirani (2014). (See Boyd et al., 2011, for an overview of ADMM.) By exploiting standard results we arrive at the scaled augmented Lagrangian corresponding to the constrained problem (17):

$$L_\rho(\theta, \alpha, u) = l(\theta) + \frac{\tau}{2} \|\Delta^{(1)}\alpha\|_1 + \rho u^T (\alpha - \Delta^{(k)}\theta) + \frac{\rho}{2} \|\alpha + u - \Delta^{(k)}\theta\|_2^2.$$

This leads to the following ADMM updates at each iteration j :

$$\begin{aligned} \theta^{j+1} & \leftarrow \underset{\theta}{\operatorname{argmin}} \left(l(\theta) + \frac{\rho}{2} \|\alpha^j + u^j - \Delta^{(k)}\theta\|_2^2 \right), \\ \alpha^{j+1} & \leftarrow \underset{\alpha}{\operatorname{argmin}} \left(\frac{1}{2} \|\alpha - \Delta^{(k)}\theta^{j+1} + u^j\|_2^2 + \frac{\tau}{2\rho} \|\Delta^{(1)}\alpha\|_1 \right) \\ u^{j+1} & \leftarrow u^j + \alpha^{j+1} - \Delta^{(k)}\theta^{j+1}. \end{aligned} \quad (18)$$

Note that in (18) the update for θ involves solving a sub-problem whose solution is not analytically available. To do this, we use the well known Broyden–Fletcher–Goldfarb–Shanno (BFGS) algorithm, which is very efficient because the gradient of the θ sub-problem objective is available in closed form. The update for α can be computed in linear time by appealing to the dynamic programming algorithm for fused lasso problems from Johnson (2013).

In the case $s = q = 2$, both components of the objective function in (15) have closed-form gradients:

$$[\nabla l(\theta)]_j = \sum_{i=1}^D G_{ij} e^{\theta_j} \left(\frac{x_i}{\lambda_i(\theta)} - 1 \right),$$

and

$$\nabla \|\Delta^{(k+1)}\theta\|_2^2 = 2 (\Delta^{(k+1)})^T \Delta^{(k+1)}\theta.$$

Thus we can solve the problem using any algorithm that can use function and gradient calls. In particular, we use BFGS.

3.4 Solution path and model selection

One of the major advantages of our approach is that it yields an entire deconvolution path, comprising a family of estimates $\hat{f}(\tau)$ over a grid of smoothness

parameters. This path is generated efficiently using warm starts. We initially solve (17) for a large value of τ , for which the result estimate is nearly constant. We then use this solution to initialize the ADMM at a slightly smaller value of τ , which dramatically reduces the computation time compared to an arbitrarily chosen starting point. We proceed iteratively until solutions have been found across a decreasing grid of λ values (which are typically spaced uniformly in $\log \tau$).

The resulting deconvolution path can be used to inspect a range of plausible estimates for f_0 , with varying degrees of smoothness. This allows the data analyst to bring to bear any further prior information (such as the expected number of modes in f_0) that was not formally incorporated into the loss function. It also enables sensitivity analysis with respect to different plausible assumptions about the smoothness of the mixing distribution. We illustrate this approach with a real-data example in Section 4.

However, in certain cases—for example, in our simulation studies—it is necessary to select a particular value of τ using a default rule. We now briefly describe heuristics for doing so based on ℓ_1 and ℓ_2 penalties with $k = 1$. These heuristics are used in our simulation studies. For the case of ℓ_1 regularization, motivated by Tibshirani and Taylor (2012), we consider a surrogate AIC approach by computing

$$\text{AIC}_\tau = l(\hat{\theta}_\tau) + k + 1 + \left| \left\{ i : (\Delta^{(k+1)}\hat{\theta}_\tau)_i \neq 0 \right\} \right|$$

and choosing the value of τ that minimizes this expression. Here, $\hat{\theta}_\tau$ denotes the solution given by L1-D with regularization parameter τ .

In the case of ℓ_2 regularization the situation is more difficult, since there is not an intuitive notion of the number of parameters of the model. Instead, we consider an ad-hoc procedure based on cross validation. This solves the problem for a grid of regularization parameters and chooses the parameter that minimizes $l(\hat{\theta}_\tau^{\text{held out}}) + \|\Delta^{(k+1)}\hat{\theta}_\tau^{\text{held out}}\|_1$, where $\hat{\theta}_\tau^{\text{held out}}$ is defined as

$$\hat{\theta}_\tau^{\text{held out}} = \hat{\theta}_\tau - \log(n\Delta) + \log(n_{\text{held out}}\Delta)$$

with $\hat{\theta}_\tau$ the solution obtained by fitting the model on the training set which consists of 75% of the data. Here, $l(\hat{\theta}_\tau^{\text{test}})$ is evaluated using the counts from the held out set which has 35% of the data, and $n_{\text{held out}}$ is the number of observations in such set. Our motivation for using the additional term $\|\Delta^{(k+1)}\hat{\theta}_\tau^{\text{held out}}\|_1$ is that ℓ_0 works well when the problem is formulated with ℓ_1 regularization. However, when (15) is formulated using ℓ_2 , the penalty ℓ_0 is not suitable so instead we use ℓ_1 . Our simulations in the experiments section will show that this rule works well in practice.

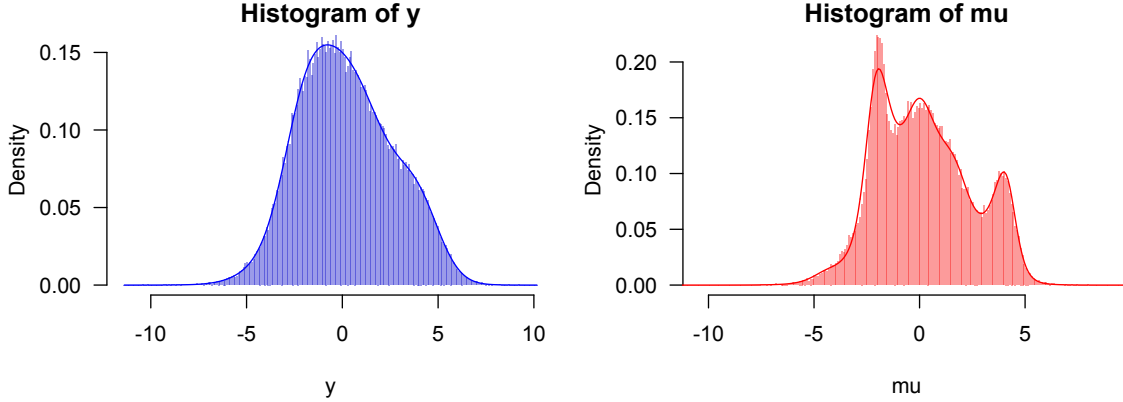


Figure 1: Example of deconvolution with an ℓ^2 penalty on the discrete first derivative ($k = 1$). The left panel shows the data histogram together with the fitted marginal density as a solid curve. The right panel shows the histogram of the μ_i 's together with the estimated mixing measure as a solid curve.

3.5 A toy example

We conclude this section by illustrating the accuracy of our regularized deconvolution approach on a toy example. In this example we draw 10^5 samples $\{y_i\}$ with the corresponding $\{\mu_i\}$ drawn from a mixture of three normal distributions. Figure 1 shows the samples of both the observations y_i (left panel) and the means μ_i (right panel), together with the reconstructions provided by our method. Here, we solve the ℓ^2 version of problem (15) by using the BFGS algorithm and choose τ using the heuristic just described.

It is clear from the figure that regularizing with ℓ_2 provides an excellent fit of the marginal density. Surprisingly, it can also capture all three modes of the true mixing density, a feature which is completely obscured in the marginal). Our experiments in Section 6.1 will show in a more comprehensive way that our method far outperforms other approaches in its ability to provide accurate estimates for multi-modal mixing distributions.

4 Sensitivity analysis across the path

In this section, we provide an example of a sensitivity analysis using our deconvolution path estimator. We examine data originally collected and analyzed by Singh et al. (2002) on gene expression for 12,600 genes across two samples: 9 healthy patients and 25 patients with prostate tumors. The data come as a set of 12,600 t -statistics computed from gene-by-gene tests for whether the mean gene-expression score differs between the two groups. After turning these 12,600 t -statistics into z -scores via a CDF transform, we estimate a deconvolution path

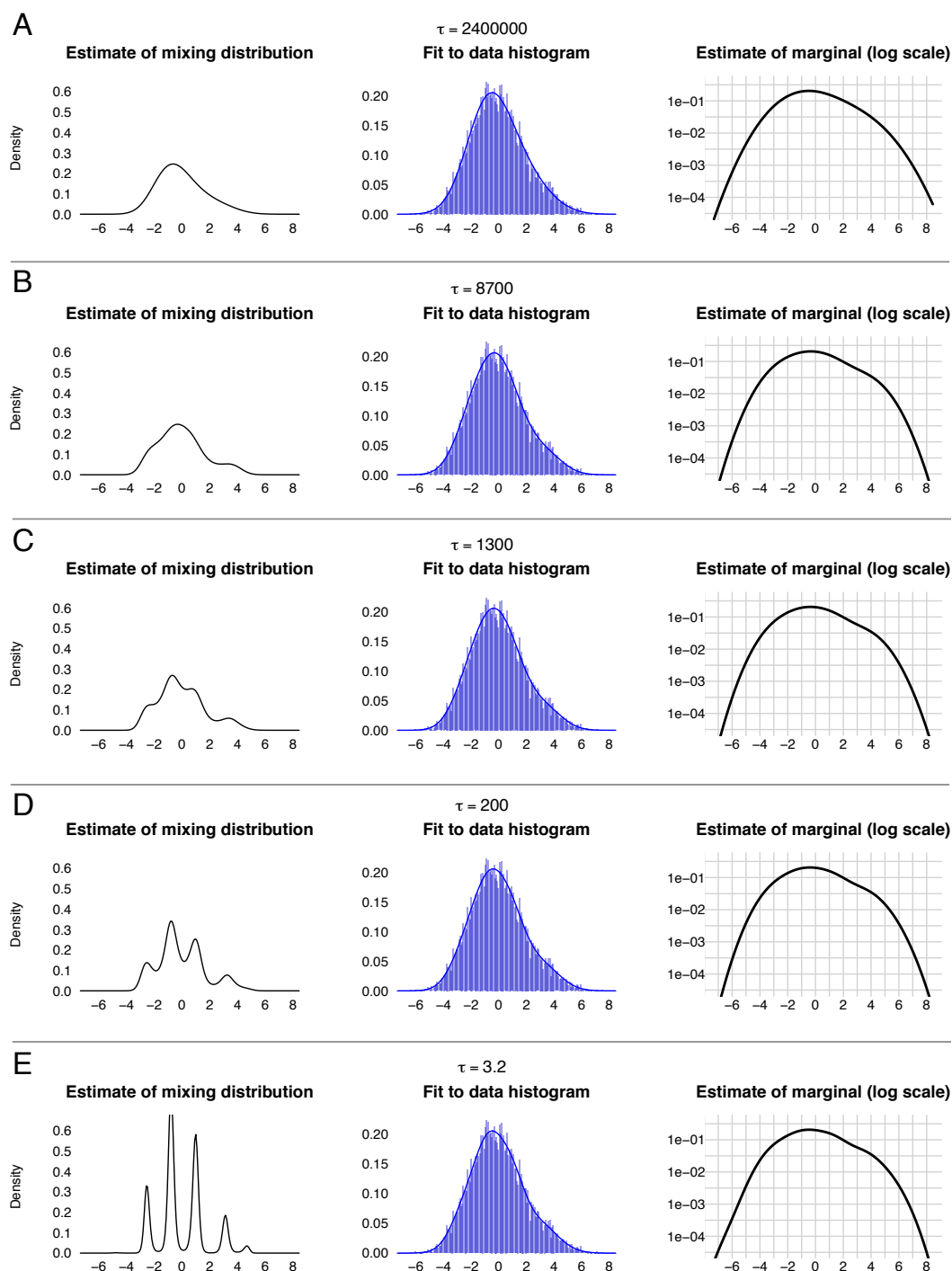


Figure 2: Rows A–E show five points along the deconvolution path for the prostate cancer gene-expression data. The regularization parameter is largest in Row A and gets smaller in each succeeding row.

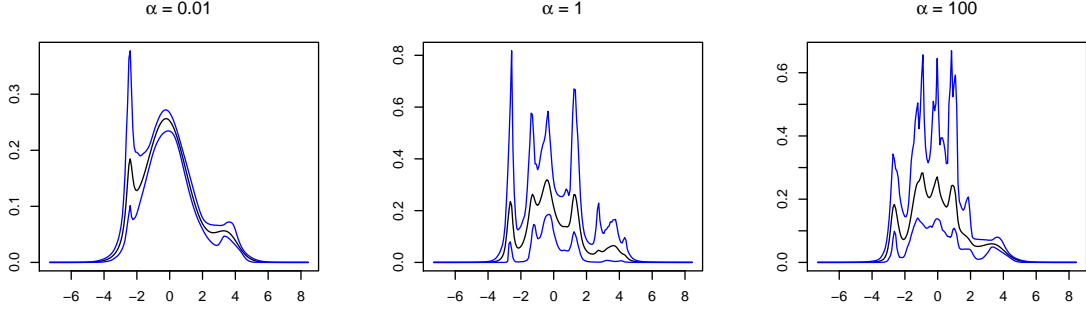


Figure 3: 95% confidence bands and posterior mean from 15000 posterior samples from a mixture of 10 normals prior on the latent variables μ .

assuming a Gaussian convolution kernel. We use an ℓ^2 penalty and a grid of τ values evenly spaced on the logarithmic scale between 10^7 and 10^{-3} .

Each row of Figure 2 shows five points along the deconvolution path; the regularization parameter is largest in Row A and gets smaller in each successive row. Within each row, the left column shows the estimated mixing distribution \hat{f} for the given value of τ . The middle column shows the histogram of the data together with the fitted marginal density $\hat{m} = \phi * \hat{f}$. The right column shows the fitted marginal density on the log scale, with a regular grid to facilitate comparison of the results across different values of τ .

The figure shows that, while the estimate of the mixing distribution changes dramatically across the deconvolution path, the estimate of the marginal density is much more stable. Even on the log scale (right column), the differences among the fitted marginal densities are not visually apparent in Panels B through E, even as the regularization parameter varies across three orders of magnitude.

This vividly demonstrates the well-known fact that deconvolution, especially of a Gaussian kernel, is a very ill-posed inverse problem. There is little information in the data to distinguish a smooth mixing distribution from a highly multimodal one, and the model-selection heuristics described earlier are imperfect. A decision to prefer Panel B to Panel E, for instance, is almost entirely due to the effect of the prior. Yet for most common deconvolution methods, the mapping between prior assumptions and the smoothness of the estimate is far from intuitive. By providing a full deconvolution path, our method makes this mapping visually explicit.

For reference, it is interesting to compare our deconvolution path to the results of a full Bayes analysis. Figure 3 shows the result of using MCMC to fit a 10-component mixture of normals to the mixing distribution. The weights in the Gaussian mixture were assigned three different symmetric Dirichlet priors,

with concentration parameter $\alpha \in \{0.01, 1, 100\}$. Each panel in Figure 3 shows the posterior mean and posterior 95% credible envelopes for f_0 ; these settings span a wide range of expected degrees of smoothness for f_0 , and they yield a correspondingly wide range of posterior estimates. Comparing figures 2 and 3, we see that the deconvolution path spans essentially the entire range of plausible posterior estimates for f_0 arising under any of the concentration parameters.

5 Theoretical properties

In this section we prove the consistency of our estimators and establish conditions under which explicit rates of convergence can be obtained.

5.1 Penalized-likelihood approach as sieves

Let us now study general consistency properties regarding estimation of a mixing density for variational problems related to (9). In particular, we prove that if the estimation is constrained to a suitable set which approximates the unknown mixing density well, then we can show almost sure convergence in the L_1 norm. This is already a stronger result compared to the work in Fan (1992) which does not prove convergence of Fourier-transform-based methods on a standard L_p space, but rather on a weighted modification of an L_p metric. While we do not prove speed of convergence here, the next part of this section provides rates of convergence for the recovery of the true marginal density.

Notation Throughout we consider $k \in \mathbb{N} - \{0\}$ and $q > 0$ to be fixed. We also denote by \mathcal{P} the set of densities in \mathcal{R} , thus $\mathcal{P} := \{f : \int_{\mathcal{R}} f(\mu) d\mu = 1; f \geq 0\}$, where $d\mu$ denotes Lebesgue measure. Moreover, given any non-negative function f we say that $b \in T_f$ if

$$\max \left(\|f\|_{\infty}, \|(\log f)^{(k+1)}\|_{\infty}, |(\log f)^{(k)}(0)|, \dots, |(\log f)(0)| \right) \leq b,$$

and $(\log f)^{(k+1)}$ is b -Lipschitz. Here, given an arbitrary function g , we use the notation $\|\cdot\|_{\infty}$ to indicate the usual supremum norm on the support of g . Moreover g is called T_m -Lipschitz if it satisfies

$$|g(x) - g(y)| \leq T_m |x - y| \quad \forall x, y.$$

In this section two metrics of interest will be repeatedly used. The first one is the usual ℓ_1 distance $d(f, g) = \|f - g\|_1 = \int_{\mathcal{R}} |f - g|$. The other metric of interest will be the Hellinger distance whose square is given as $H^2(f, g) := \int_{\mathcal{R}} |\sqrt{f}(\mu) - \sqrt{g}(\mu)|^2 d\mu$, and we recall the well known relation

$$H^2(f, g) \leq d(f, g) \leq 2\sqrt{H^2(f, g)}.$$

Finally, for $q \in \mathbb{N}$, we define the functional $J_{k,q}$ which will be a generalization of the usual total variation. We set $J_{k,q}(f) := \int_{\mathcal{R}} |f^{(k+1)}(\mu)|^q d\mu$.

Next we state some assumptions for our first consistency result. Our approach is to consider the objective function in (9) restricted to a smaller domain than that of its original formulation. This will then allows to prove that the new problem is not ill defined and also its solutions enjoy asymptotic properties of convergence towards the true mixing density. The idea of studying consistency of estimators for non-parametric maximum likelihood problems over a sequence of reduced spaces is known as the method of sieves and was first introduced in Geman and Hwang (1982).

Assumptions and definitions We assume that A is a set of functions that satisfies the following.

Assumption 1. Any function $f \in A$ satisfies that $f \in \mathcal{P}$, $f > 0$, $J_{k,q}(\log f) < \infty$, and there exists a constant $t_f \in T_f$.

Assumption 2. For all $m \in \mathbb{N}$, there exists a set $S_m \subset A$ and constants $T_m, K_m > 0$ such that for all $f \in S_m$ it holds that

$$t_f = T_m, \quad J_{k,q}(\log f) \leq K_m, \quad \forall f \in S_m.$$

Moreover, for all m , the set S_m induces a tight set of probability measures in $(\mathcal{R}, \mathcal{B}(\mathcal{R}))$ satisfying $S_m \subset S_{m+1}$. In addition, $\cup_m S_m$ is dense in A with respect to the metric d .

Assumption 3. Data model: we assume that y_1, \dots, y_n are independent draws from the density $\phi * f_0$, $f_0 \in A$, with ϕ being an arbitrary density function satisfying $\max(\|\phi\|_\infty, \|\phi'\|_\infty) < \infty$ and $\int_{\mathcal{R}} \log(\phi * f_0(\mu)) \phi * f_0(\mu) d\mu < \infty$.

Assumption 4. The set

$$A_m = \left\{ \alpha \in S_m : D_{KL}(\phi * f_0 \| \phi * \alpha) = \inf_{\beta \in S_m} D_{KL}(\phi * f_0 \| \phi * \beta) \right\},$$

satisfies

$$\sup_{\alpha \in A_m} d(f_0, \alpha) \rightarrow 0 \text{ as } m \rightarrow \infty.$$

Assumption 5. We assume that the y_1, \dots, y_n are binned into D_n different intervals with frequency counts $\{x_j\}_{j=1, \dots, D_n}$ such that

$$\max_{1 \leq j \leq D_n} \frac{x_j}{n} \rightarrow 0 \text{ a.s.}$$

and we denote by ξ_j an arbitrary point in interval j . Note that this trivially holds for the case where $D_n = n$ and all the frequencies are equal to 1.

Assumption 6. *There exists $f_m \in A_m$ such that*

$$\sum_{j=1}^{D_n} \frac{x_j}{n} \log(\phi * f_m(\xi_j)) \rightarrow \int_{\mathcal{R}} \log(\phi * f_m(\xi)) \phi * f_0(\xi) d\xi \text{ a.s. as } n \rightarrow \infty$$

If the $x_j = 1$ and $\xi_j = y_j$ for all $j = 1, \dots$, this condition can be disregarded.

Assumptions (1)-(3) are natural for the original variational problem proposed earlier. The Lipschitz condition, the bounds on the behavior of the functions at zero, and the tightness of distributions are merely used to ensure that the sieves will indeed be compact sets with respect to the metric d . Moreover, Assumption (4) tell us that the sieves S_m are rich enough to approximate the true mixing density sufficiently well. The last two assumptions are technical requirements that can be disregarded when the counts in the bins are all one.

Before stating our first result, we consider a generic example for which the assumptions above hold.

Example 1. *Define the set A as*

$$A := \left\{ f : f = \sum_{i=1}^K w_i^f \frac{1}{\sqrt{2\pi (\sigma_i^f)^2}} \exp\left(-\frac{(x - \mu_i)^2}{2(\sigma_i^f)^2}\right) \mid \sigma_i^f > 0, w_f \in \Pi_K \right\},$$

where Π_K is the K -th standard simplex. Moreover, construct the sieves S_m as

$$S_m =: \left\{ f \in A : t_f = T_m, J_{k,q}(\log f) \leq K_m, \sigma_i^f \in I_m^\sigma, w_i \geq 0, \mu_i \in I_m^\mu \right\}$$

with $T_m, K_m \uparrow \infty, I_m^\sigma$ an increasing sequence of compact sets in $(0, 0]$ for which

$$(0, \infty) := \cup_m I_m^\sigma,$$

and the sets I_m^μ are bounded with

$$(-\infty, \infty) := \cup_m I_m^\mu,$$

Then, for $k \geq 2$, the sets A and S_m satisfy the assumptions (1) and (2) from above. If in $\int_{\mathcal{R}} |(\log f)^{(k+1)}|^q$ we replace \mathcal{R} by a bounded set, then the same holds for $k = 1$.

We are now ready to state our first consistency result. Its proof generalizes ideas from Theorem 1 in Geman and Hwang (1982).

Theorem 3. *If Assumptions (1-6) hold, then, the problem*

$$\begin{aligned} & \underset{g}{\text{minimize}} && - \sum_{j=1}^{D_n} \{x_j \log(\phi * f)(\xi_j) d\mu\} \\ & \text{subject to} && f \in S_m \end{aligned}$$

has solution set $M_m^n \neq \emptyset$. Moreover, for any sequence m_n increasing slowly enough it holds that

$$\sup_{\beta \in M_{m_n}^n} d(\beta, f_0) \rightarrow 0 \text{ a.s.}$$

In Theorem 3, the sequence T_{m_n} is arbitrary and can grow as fast as desired. Moreover, the a.s statement is on the probability space $(\mathcal{R}^\infty, \mathcal{F}, F_0 \times F_0 \times F_0, \dots)$ with F_0 the measure on $(\mathcal{R}, \mathcal{B}(\mathcal{R}))$ induced by $\phi * f_0$, and with \mathcal{F} the completion of $\mathcal{B}(\mathcal{R})^\infty$.

5.2 Convergence rates for recovering marginal density

We now assume that the sieves are taken to be sets of distributions with bounded support although the support of the true distribution function need not be compact. Using entropy techniques as in Ghosal and Van Der Vaart (2001) and Van de Geer (1990), we state concentration bounds for the recovery of the marginal density. This is a question of interest given that an application of Tweedie's formula completely relies on our ability to estimate such a density.

For our constructions, we consider a_n, b_n, T_n, C_n be positive sequences of numbers such that a_n is non-decreasing, T_n and C_n are bounded by below, and $b_n \rightarrow \infty$. Next we use these sequences to define our sieves.

Definition 4. *We define the sets $S_{n,1}$ and $S_{n,2}$ as*

$$S_{n,i} = \left\{ f : \text{support}(f) = [-a_n, a_n], \int_{-a_n}^{a_n} |\log(f)^{(k+1)}(\mu)|^i d\mu \leq T_n, \|f\|_\infty \leq C_n, \right. \\ \left. \|\log(f)\|_\infty \leq u_{n,i}, f \in \mathcal{P}, b_n \in T_f \right\}.$$

with $u_{n,2} = (2a_n)^{2k+1} T_n$ and $u_{n,1} = (a_n)^k T_n$ for all n .

Given these sieves, our goal is to study $M_{n,i}$, the solution set of the problem

$$\begin{aligned}
& \underset{g}{\text{minimize}} && - \sum_{j=1}^n \{ \log (\phi * f) (y_j) \, d\mu \} \\
& \text{subject to} && f \in S_{n,i},
\end{aligned} \tag{19}$$

for $i \in \{1, 2\}$.

We now state a consistency result that provides information about the speed of convergence towards the marginal density. Roughly speaking, our proof takes advantage of entropy bounds from Van de Geer (1990) and Mammen (1991) and use these along with general ideas Ghosal and Van Der Vaart (2001) to obtain the result based on Theorem 3 from Wong and Shen (1995). The resulting concentration bound holds in terms of P^* , the outer measure in \mathcal{R}^n induced by $f_0 \times \dots \times f_0$.

Theorem 5. Part A. *Assume that $(a_n)^{2(k+1)} T_n C_n = O((\log n)^{4q})$ where $q > 1/2$. If there exists a sequence $q_{n,2} \in S_{n,2}$ and*

$$\int_{\mathcal{R}} \phi * f_0(\mu) \{ \phi * q_{n,2}(\mu) \}^{-1/2} [\phi * f_0(\mu)^{1/2} - \phi * q_{n,2}(\mu)^{1/2}] \, d\mu = O(1/n).$$

Then, $M_{n,2}$ is not empty and for large enough n it holds that

$$P^* \left(\sup_{\hat{f}_n \in M_{n,2}} \sqrt{H^2 \left(\phi * f_0^{1/2}, \phi * \hat{f}_n^{1/2} \right)} > C_2 \frac{(\log(n))^q}{n^{1/2}} \right) \leq e^{-(\log(n))^{2q}},$$

for some constant $C_2 > 0$.

Part B. *Suppose that $(a_n^{k+1} T_n C_n)^{1/(2k+2)} = O(n^r)$ for some $r \in (0, 1/2)$, and there exists $q_{n,1} \in S_{n,1}$ such that*

$$\int_{\mathcal{R}} \phi * f_0(\mu) \{ \phi * q_{n,1}(\mu) \}^{-1/2} [\phi * f_0(\mu)^{1/2} - \phi * q_{n,1}(\mu)^{1/2}] \, d\mu = O(1/n).$$

Then, for all $0 < s < (1/2 - r)/(1 + 1/(2k + 2))$ we have that $M_{n,1} \neq \emptyset$ and

$$P^* \left(\sup_{\hat{f}_n \in M_{n,1}} \sqrt{H^2 \left(\phi * f_0^{1/2}, \phi * \hat{f}_n^{1/2} \right)} > C_1 \frac{1}{n^s} \right) \leq e^{-n^{1-2s}},$$

with C_1 a positive constant.

We observe that Theorem 5 is stronger than Theorem 4.1 from Ghosal and Van Der Vaart (2001) for which the stated result only holds with $q = 1$, recalling

that the sieves in their framework are related to the classical non-parametric maximum likelihood estimation problem.

Regarding the assumptions for Theorem 5 to hold, we distinguish that these have two purposes. The first is to show that the solution sets $M_{n,i}$ are not empty, and this is primarily driven by the sequences C_n and b_n . Here, the sequence b_n can grow as fast as desired and therefore is just a technical requirement to ensure existence of solutions. On the other hand, the remaining sequences play the main role in obtaining the actual bounds. Finally, the existence of the sequences $q_{n,1}$ and $q_{n,2}$ is meant to imply that the corresponding sieves are rich enough to approximate the true mixing density.

5.3 Kullback–Leibler bounds for discrete estimator

Let us now provide a bound the Kullback–Leibler divergence between the estimated density marginal density obtained from solving the binned counts estimator (15).

For every n we denote by D_n the number of bins, and by S the interval resulting from the union of all the bins B_j , $j = 1, \dots, D_n$. We use the notation θ^0 for the vector with coordinates $\theta_j^0 := \log f_0(\xi_j) + \log(\Delta n)$. Moreover, given $\hat{\theta}$ the solution to (15), we construct \hat{f} , a piecewise constant approximation to the true mixing density taking the value $(n\Delta)^{-1} \exp(\hat{\theta}_j)$ on the j -th bin. Also, for any function h and a grid of points $\{z_j\}_{j=1}^{D_n}$ we define $\text{Int}(\phi * h, z)$ as

$$\text{Int}(\phi * h, z) := \sum_{i=1}^{D_n} \sum_{j=1}^{D_n} \Delta^2 \phi(\xi_i - \xi_j) f(z_i),$$

which is an approximation to the integral $\int_{\mathcal{R}} \phi * h(\mu) d\mu$.

Theorem 6. *With the notation from above, there exists $\{z_i\}$ and $\{z_{i,j}\}$ such that $z_i \in B_i$ and $z_{i,j} \in B_j$ for which*

$$\begin{aligned} \int_S \phi * f_0(\mu) \log \left(\frac{\phi * f_0(\mu)}{\phi * \hat{f}(\mu)} \right) &\leq \frac{\tau}{2n} \|\Delta^{(k+1)} \theta^0\|_q^s + |1 - \text{Int}(\phi * f_0, \xi)| + \left| 1 - \text{Int}(\phi * \hat{f}, \xi) \right| \\ &+ \left| \sum_{i=1}^D \left(\Delta \phi * f_0(z_i) \log(\phi * f(z_i)) - \frac{x_i}{n} \log \left(\sum_{j=1}^D G_{ij} \frac{e^{\theta_j^0}}{n\Delta} \right) \right) \right| \\ &+ \left| \sum_{i=1}^D \frac{x_i}{n} \log \left(\sum_{j=1}^D G_{ij} e^{\hat{\theta}_j} (\Delta n)^{-1} \right) \right. \\ &\quad \left. - \sum_{i=1}^D \Delta \phi * f_0(z_i) \log \left(\sum_{j=1}^D \phi(z_i - z_{i,j}) \frac{e^{\hat{\theta}_j}}{n} \right) \right|. \end{aligned} \quad (20)$$

Theorem 6 says that in Kullback–Leibler divergence the distance between $\phi * \hat{f}$ and $\phi * f_0$ will be small. To observe this, note that the first term on the right

hand side of (20) involves information about the smoothness of the true mixing density and the regularization parameter. Hence it will be close to zero given a careful choice of the latter. The second term is the approximation error to the integral of the true marginal density $\phi * f_0$ by the usual rectangle rule. The third term is the equivalent expression for $\phi * \hat{f}$. While we do not require $\phi * \hat{f}$ to integrate to one, our experiments suggest that $\text{Int}(\phi * \hat{f}, \xi)$ is usually very close to 1. Hence we do not impose the constraint $\text{Int}(\phi * \hat{f}, \xi) = 1$. Other authors, Koenker and Mizera (2014), have explicitly imposed the constraint that the marginal density integrates to 1 via some empirical rule. However our experiments in the next section suggest that this is not necessary in order to get excellent estimation results.

The fourth term in (20) is simply the difference between two approximations of $\int_S \phi * f_0 \log(\phi * f_0)$, one which is deterministic and the other is stochastic, involving the empirical distribution of the data. A similar situation appears for $\int_S \phi * f_0 \log(\phi * \hat{f})$ in the last term of (20).

6 Experiments

6.1 Mixing density estimation

In this section we show the potential gain given by our penalized approaches. We start by considering the task of recovering the true mixing distribution. To that end we use the Kullback - Leibler divergence as measure of accuracy. Since most of the competing models we consider produce an estimated mixing density on a grid of values, the Kullback - Leibler divergence is calculated between such estimates and the true density using trapezoid rule. Specifically, we evaluate the performance of our methods described in Section 3 which we call L1-deconvolution (L1-D) and L2-deconvolution (L2-D) depending on the regularization penalty used in the Poisson surrogate problem. As competitors we consider a mixture of normals model (MN), the predictive recursion algorithm (PR) from Newton (2002), and the Fourier transform kernel deconvolution method (TFKD) from Fan (1991). Our comparisons are based on four examples which are shown in Figure 4. These examples are intended to illustrate the performance under different scenarios involving smooth and sharp densities. Next we describe the simulation setting and as well as the implementation details of the competing methods.

For the cases of the true mixing density we consider four densities of the form

$$f_0(\mu) = \sum_{i=1}^K w_i N(\mu \mid \theta_i, \sigma_i^2).$$

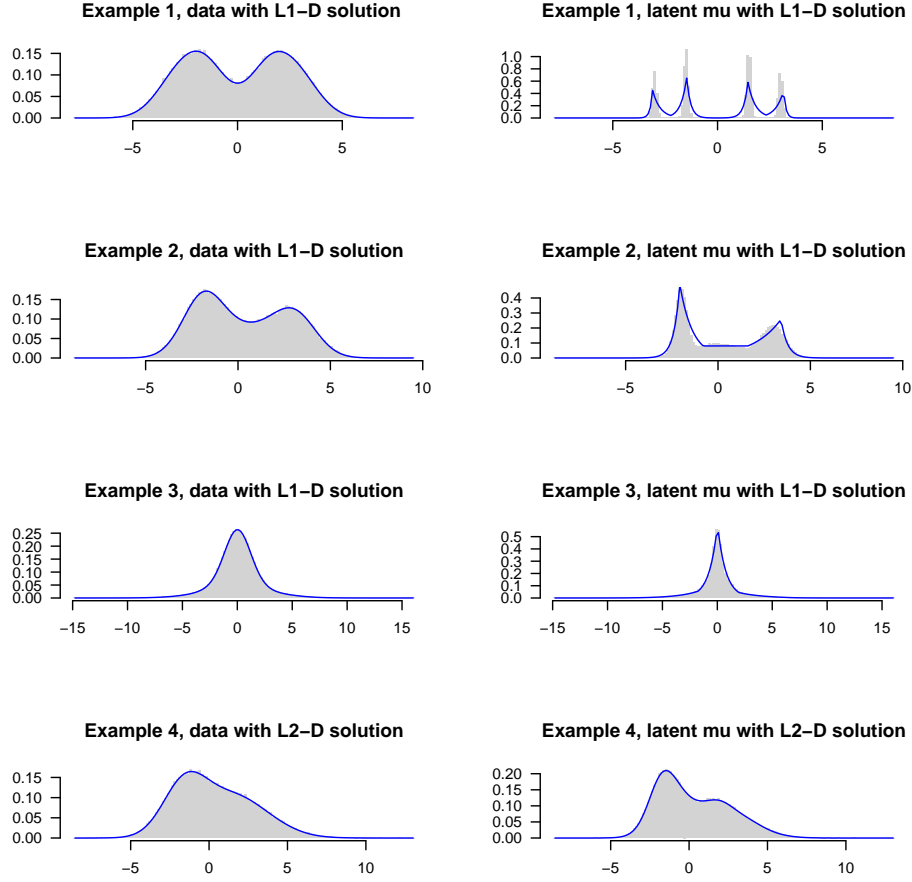


Figure 4: The first six panels show the L1-D estimated marginal and mixing densities with the observed y and latent μ given $n = 10^5$ samples for each of examples 1, 2 and 3. The bottom two panels show the corresponding plots for the solutions from L2-D given $n = 10^5$ samples from Example 4.

In all cases considered here, the observations arise as in (1) with a standard normal sampling model. In our first example we evaluate performance for samples of a density that has four peaks or explicitly $K = 4$, $w = (0.2, 0.3, 0.3, 0.2)$, $\theta = (-3, -1.5, 1.5, 3)$ and with small variance $\sigma^2 = (0.01, 0.01, 0.01, 0.01)$. For the second example we consider a mixture of three normals two of which are smooth while the other has a peak. The true parameters in this case are $K = 3$, $w = (1/3, 1/3, 1/3)$, $\theta = (0, -2, 3)$ and $\sigma^2 = (2, .1, .4)$. The next example is a mixture of $K = 3$ normals, one of which has very high variance. The true parameters chosen are $w = (0.3, 0.4, 0.3)$, $\theta = (0, 0, 0)$ and $\sigma^2 = (0.1, 1, 9)$. Our final example

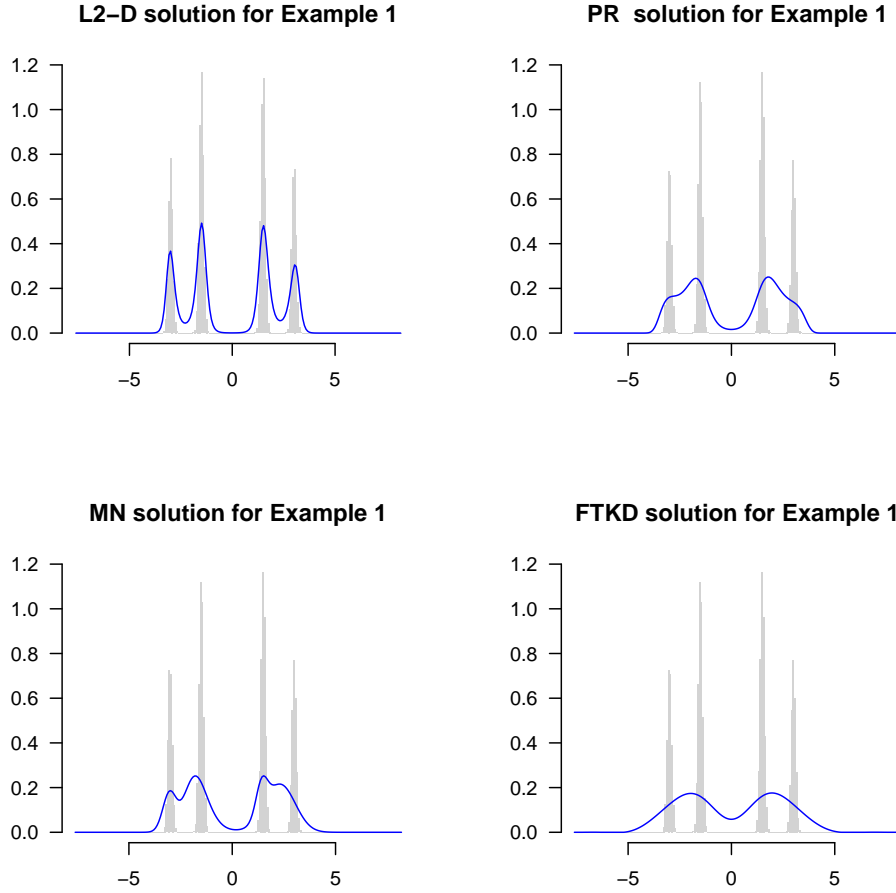


Figure 5: Top two panels estimated mixing density using L2-D and PR algorithm along with latent μ . Bottom two panels estimated density using MN and FTKD both with the latent μ . For all four panels $n = 10^5$

is a mixture, with $K = 3$, giving rise to a very smooth density, the parameters are $w = (0.5, 0.4, .1)$, $\theta = (-1.5, 1.5, 4)$ and $\sigma^2 = (1, 2, 2)$. A visualization of these examples is shown in Figure 4.

To approximate the Dirichlet process we decided to use a prior for the mixing density based on a mixture of 10 normals (MN). Here, the weights of the mixture components are drawn from a Dirichlet prior with concentration parameter 1. This is done in order to have a uniform prior on the simplex. For the locations of the mixture we consider non-informative priors given as $N(0, 10^2)$ while for the variances of the mixture components we place a inverse gamma prior with shape parameter 0.01 and rate 0.01. The complete model can be then thought

as a weak limit approximation to the Dirichlet process, Ishwaran and Zarepour (2002). Also, the Gibbs sampling inference is an immediate consequence of conjugacy properties by introducing a data augmentation with a variable z_i indicating the component to which μ_i belong.

The next competing model is the predictive recursion algorithm from Newton (2002) for which we choose the weights w_i as in Martin and Tokdar (2012), close to the limit of the upper bound of the convergence rate for PR given in Tokdar et al. (2009). Moreover we average the PR estimator over 10 different permutations of the input data in order to obtain a smaller expected error Tokdar et al. (2009).

For the final competitor, FTKD, we use the R package decon from Wang and Wang (2011) using their default choice of kernel (the support kernel). The bandwidth selection is carried with the function bw.dmise which implements a cross validation method inspired by Stefanski and Carroll (1990).

To summarize, we consider comparisons of our approaches L1-D and L2-D versus a mixtures of 10 normals model (MN), the predictive recursion algorithm (PR) from Newton (2002), and the Fourier transform kernel based deconvolution (FTKD) method from Fan (1991).

We now state the simulation setting for recovering the mixing density. Given the densities from Figure 4, we consider varying the number of samples n and for each fixed n we run 20 Monte Carlo simulations. Moreover, since most methods depend on a grid of values in the support of true unknown density, our experiments include varying values of D , the number of points in the grid which are evenly spaced.

The results on Table 1 illustrate a clear advantage of our penalized likelihood approaches over MN, PR and FTKD which seems even more significant for larger samples size. The estimated mixing density by L1-D is shown in Figure 4 where we can clearly see that L1-D can capture the peaks of the unknown mixing density. Moreover, Figure 5 shows that L2-D can also capture the structure

Table 1: Kullback Leibler distance error between true and estimated densities, averaging over 20 Monte Carlo simulations, for different methods given samples from density example 1. The acronyms here are given the text.

n	MN	PR D=150	PR D=250	L1-D D=150	L1-D D=250	L2-D D=150	L2-D D=250	FTKD D=150	FTKD D=250
2000	1.51	1.31	1.33	1.40	1.41	1.42	1.39	1.56	1.56
10000	1.24	1.26	1.27	0.95	1.08	1.30	1.18	1.50	1.50
25000	1.18	1.24	1.23	0.79	0.79	1.11	0.97	1.48	1.48
50000	1.16	1.19	1.19	0.57	0.59	0.91	0.77	1.46	1.46
100000	1.20	1.16	1.15	0.44	0.47	0.75	0.60	1.44	1.44

of the true density. In contrast, MN, PR and FTKD present a similar behavior failing to provide reliable estimates.

Table 2: Simulation results for examples 2,3 and 4

(a) Kullback Leibler distance error, between true and estimated densities, times 100, averaging over 20 Monte Carlo simulations, for different methods given samples from density example 2.

n	MN	PR	PR	L1-D	L1-D	L2-D	L2-D	FTKD	FTKD
		D=150	D=250	D=150	D=250	D=150	D=250	D=150	D=250
2000	14.4	7.81	7.50	5.28	5.22	6.84	6.13	25.7	25.7
10000	6.68	5.37	5.32	3.93	3.75	4.03	3.93	22.3	22.4
25000	4.42	4.09	3.99	2.77	2.68	2.99	2.41	21.7	21.7
50000	2.50	3.03	3.19	2.29	1.89	2.27	1.93	20.4	20.4
100000	1.90	2.58	2.49	1.63	1.61	1.71	1.46	19.8	19.8

(b) Kullback Leibler distance error between true and estimated densities, times 100, averaging over 20 Monte Carlo simulations, for different methods given samples from density example 3.

n	MN	PR	PR	L1-D	L1-D	L2-D	L2-D	FTKD	FTKD
		D=150	D=250	D=150	D=250	D=150	D=250	D=150	D=250
2000	10.1	7.26	7.06	1.54	1.54	3.16	2.63	14.4	14.5
10000	4.63	3.44	3.48	0.85	0.87	2.17	2.01	11.1	11.2
25000	2.04	2.81	3.05	0.83	0.76	1.61	1.45	9.11	9.25
50000	1.19	3.05	2.94	0.70	0.75	1.37	1.30	8.59	8.57
100000	0.91	2.45	2.36	0.67	0.60	1.20	1.17	7.59	7.60

(c) Kullback Leibler distance error between true and estimated densities, times 100, averaging over 20 Monte Carlo simulations, for different methods given samples from density example 4.

n	MN	PR	PR	L1-D	L1-D	L2-D	L2-D	FTKD	FTKD
		D=150	D=250	D=150	D=250	D=150	D=250	D=150	D=250
2000	7.49	4.57	4.69	2.44	1.91	0.61	1.13	3.93	3.91
10000	2.50	1.72	1.70	1.22	0.71	0.25	0.33	2.40	2.41
25000	0.86	1.12	3.05	0.43	0.39	0.16	0.22	2.09	2.09
50000	0.38	1.14	1.10	0.72	0.37	0.15	0.28	1.81	1.81
100000	0.13	0.62	0.69	0.34	0.35	0.08	0.18	1.60	1.62

For our Example density 2, we observe from Table 2 that in general L2-D and L1-D offer the best performance followed by MN. In the case of example 3, we observe that the L1-D again provides better results than the competitors in all the scenarios of sample sizes considered. Even with only 10000 samples

L1-D is closer to the true density than all the other methods with more samples. Moreover, L2-D performs much better than PR and FTKD. Also, L2-D seems as a clear competitor to MN. In the final example density 4, we obtain generally better results with L2-D followed by L1-D and MN, while the other two methods showing poorer performance.

Overall, we have shown that for estimating the mixing density L1-D and L2-D can perform well under different settings, even when other methods completely fail. This is even more significant since both of our methods are much less computationally intensive than MN (or DP), with L2-D requiring a few seconds, around 8 seconds when $D = 150$, to handle problems of size $n = 10^5$. Whereas L1-D under the same problem conditions typically requires less than 90 seconds.

6.2 Normal means estimation

After evaluating our proposed methodology for the task of estimating the mixing density, we now, for the case of standard normal kernel, focus on the estimation of the normal means $\{\mu_i\}$. For this, we consider comparisons using the four of the methods used before in addition to other procedures that we briefly discussed next.

As mentioned before, assuming that the marginal density is known, one can use Tweedie’s formula to estimate $\{\mu_i\}$. For all the methods here this is the approach that we take, except for MN in which case we use the posterior means resulting from Gibbs sampling inference. For the methods depending on grid estimator, we chose the size of the grid to be 250. To make sure that our results are not sensitive to D , we also consider experiments with $D = 200$ and $D = 150$, the results for these values of D can be found in the appendix.

In the case of Efron (2011), we set to 5 the degree of the polynomial approximation to the logarithm of the marginal true density. The Poisson surrogated model is then fitted in R using the command `glm`. We also compare against the general maximum likelihood empirical-Bayes estimator (GMLEB) from Jiang and Zhang (2009) which is a discretized version of the original Kiefer–Wolfowitz estimator. For our comparisons we use the algorithm proposed in Koenker and Mizera (2014) based on an interior point method algorithm (GMLEBIP). We use the R package REBayes in order to obtain this estimator Koenker (2013). On the other hand, for the shape constrained (SC) estimator from Koenker and Mizera (2014), we rely on a binned count approach based on a weighted likelihood. We thank Koenker and Mizera (2014) for providing their R code. Finally, we consider the estimator from Brown and Greenshtein (2009) using its default choice of bandwidth $h_n = (\log n)^{-1/2}$, we refer to these method as BG.

From Table 3 it is clear that the best methods for example 1 are L1-D, L2-D and

Table 3: Mean squared error, of the normal means estimates, times 100 , averaging over 20 Monte Carlo simulations, for different methods given samples from density example 1

n	L2-D	L1-D	PR	MN	Efron	GMLEBIP	SC	BG
2000	62.80	62.97	62.71	66.23	69.09	62.89	66.20	63.91
10000	63.53	63.45	63.55	66.94	70.02	63.43	65.32	63.81
25000	63.33	63.24	63.47	64.60	69.79	63.31	64.45	63.51
50000	63.42	63.36	63.61	64.68	69.94	63.39	64.27	63.57
100000	63.06	63.03	63.27	64.28	69.76	63.02	63.71	63.19

Table 4: Mean squared error, of the normal means estimates, times 100, averaging over 20 Monte Carlo simulations, for different methods given samples from density example 2

n	L2-D	L1-D	PR	MN	Efron	GMLEBIP	SC	BG
2000	65.01	64.98	65.01	66.08	69.82	65.98	69.37	66.58
10000	65.25	65.21	65.26	66.00	69.95	65.50	67.58	65.86
25000	64.83	64.83	64.86	65.31	69.67	64.96	66.25	65.13
50000	65.23	65.23	65.26	65.29	69.96	65.31	66.31	65.43
100000	65.06	65.06	65.07	65.27	69.89	65.09	65.78	65.20

GMLEBIP. It is not surprising that GMLEBIP provides good estimates given that the true mixing density has mixture components that have small variance. From the remaining methods that worst performance is obtained for Efron’s estimator, presumably because the true mixing density is not smooth. Note also that SC becomes competitive only when n is large but it still worse than GMLEBIP. This agrees with the experiments in Koenker and Mizera (2014) where it was found that GMLEBIP generally outperforms SC for the settings in which the mixing distribution is discrete.

For example 2, we can see from Table 4 that again L2-D and L1-D are between the methods that give better estimates. The other suitable methods for this example seem to be PR and GMLEBIP. With slightly worse estimates MN, BG and SC provide results that are still competitive, with SC being particularly attractive given its computational speed to provide solutions.

Finally, for examples 3 and 4 we can see in Tables 5 and 6 respectively that L1-D and L2-D are the best or among the best methods in terms of mean squared distance when recovering the unknown means μ_i . In Table 6 we can also see that Efron’s estimator attains its best results in these examples, suggesting that such method is more suitable when the true mixing density is smooth with no peaks.

Table 5: Mean squared error, of the normal means estimates, times 100, averaging over 20 Monte Carlo simulations, for different methods given samples from density example 3

n	L2-D	L1-D	PR	MN	Efron	GMLEBIP	SC	BG
2000	64.93	64.81	65.36	65.67	70.68	65.85	69.56	66.95
10000	64.61	64.56	64.68	64.65	71.37	64.81	66.94	65.30
25000	64.88	64.86	64.98	64.92	71.78	65.13	66.28	65.16
50000	64.59	64.58	64.63	64.68	71.59	64.65	65.60	64.76
100000	64.54	64.53	64.57	64.46	71.89	64.57	65.22	64.62

Table 6: Mean squared error, of the normal means estimates, times 100, averaging over 20 Monte Carlo simulations, for different methods given samples from density example 4

n	L2-D	L1-D	PR	MN	Efron	GMLEBIP	SC	BG
5000	80.16	80.22	80.47	82.38	80.62	81.36	86.18	81.94
10000	79.24	79.26	79.28	79.62	79.83	79.52	82.01	79.80
25000	79.63	79.64	79.65	79.62	80.25	79.77	81.43	79.91
50000	79.04	79.03	79.06	79.68	79.66	79.11	80.03	79.19
100000	79.07	79.07	79.08	79.48	79.68	79.10	80.00	79.16

7 Discussion

In many problems in statistics and machine learning, we observe a blurred version of an unknown mixture distribution which we would like to recover via deconvolution. The main challenge is to find an approach that is computationally fast but still possesses nice statistical guarantees in the form of rates of convergence. We propose a two-step “bin-and-smooth” procedure that achieves both of these goals. This reduces the deconvolution problem to a Poisson-regularized model which can be solved either via standard methods for smooth optimization, or with a fast version of the alternating-direction method of multipliers (ADMM). Our approach dramatically reduces the computational cost compared to a fully Bayesian method. Instead, we show how to calculate a full deconvolution path to illustrate the sensitivity of our solution to the specification of the amount of regularization.

We also provide theoretical guarantees for our procedure. In particular, under suitable regularity conditions, we establish the almost-sure convergence of our estimator. We also provide a number of Kullback-Leibler concentration results, and in our applied work we also illustrate nicely the type of sensitivity analysis that can be performed in our framework.

There are a number of directions for future inquiry, including multivariate

extensions and extensions to multiple hypothesis testing. These are active areas of current research.

References

- J. O. Berger. *Statistical Decision Theory and Bayesian Analysis*. Springer-Verlag, 2nd edition, 1985.
- S. Boyd, N. Parikh, E. Chu, B. Peleato, and J. Eckstein. Distributed optimization and statistical learning via the alternating direction method of multipliers. *Foundations and Trends® in Machine Learning*, 3(1):1–122, 2011.
- L. D. Brown. Admissible estimators, recurrent diffusions and insoluble boundary problems. *The Annals of Mathematical Statistics*, 42:855–903, 1971.
- L. D. Brown and E. Greenshtein. Nonparametric empirical bayes and compound decision approaches to estimation of a high-dimensional vector of normal means. *The Annals of Statistics*, pages 1685–1704, 2009.
- C. M. Carvalho, N. G. Polson, and J. G. Scott. The horseshoe estimator for sparse signals. *Biometrika*, 97(2):465–80, 2010.
- G. F. de Montricher, R. A. Tapia, and J. R. Thompson. Nonparametric maximum likelihood estimation of probability densities by penalty function methods. *The Annals of Statistics*, pages 1329–1348, 1975.
- K.-A. Do, P. Muller, and F. Tang. A Bayesian mixture model for differential gene expression. *Journal of the Royal Statistical Society, Series C*, 54(3):627–44, 2005.
- S. Donnet, V. Rivoirard, J. Rousseau, and C. Scricciolo. Posterior concentration rates for empirical bayes procedures, with applications to dirichlet process mixtures. *arXiv preprint arXiv:1406.4406*, 2014.
- S. Dudoit and M. J. Van Der Laan. *Multiple testing procedures with applications to genomics*. Springer Science & Business Media, 2007.
- B. Efron. Tweedie’s formula and selection bias. *Journal of the American Statistical Association*, 106(496):1602–14, 2011.
- M. D. Escobar and M. West. Bayesian density estimation and inference using mixtures. *Journal of the American Statistical Association*, 90:577–88, 1995.
- J. Fan. On the optimal rates of convergence for nonparametric deconvolution problems. *The Annals of Statistics*, pages 1257–1272, 1991.
- J. Fan. Deconvolution with supersmooth distributions. *Canadian Journal of Statistics*, 20(2):155–169, 1992.

- J. Fan and J.-Y. Koo. Wavelet deconvolution. *Information Theory, IEEE Transactions on*, 48(3):734–747, 2002.
- T. S. Ferguson. A Bayesian analysis of some nonparametric problems. *The Annals of Statistics*, 1:209–30, 1973.
- S. Geman and C.-R. Hwang. Nonparametric maximum likelihood estimation by the method of sieves. *The Annals of Statistics*, 10(2):401–14, 1982.
- S. Ghosal and A. W. Van Der Vaart. Entropies and rates of convergence for maximum likelihood and bayes estimation for mixtures of normal densities. *The Annals of Statistics*, pages 1233–1263, 2001.
- I. J. Good and R. A. Gaskins. Nonparametric roughness penalties for probability densities. *Biometrika*, 58(2):255–77, 1971.
- P. Groeneboom, G. Jongbloed, and J. A. Wellner. The support reduction algorithm for computing non-parametric function estimates in mixture models. *Scandinavian Journal of Statistics*, 35(3):385–399, 2008.
- I. Hirschman and D. V. Widder. *The Convolution Transform*. Princeton University Press, Princeton, New Jersey, 1955.
- H. Ishwaran and M. Zarepour. Exact and approximate sum representations for the dirichlet process. *The Canadian Journal of Statistics/La Revue Canadienne de Statistique*, pages 269–283, 2002.
- W. Jiang and C.-H. Zhang. General maximum likelihood empirical bayes estimation of normal means. *The Annals of Statistics*, 37(4):1647–1684, 2009.
- N. A. Johnson. A dynamic programming algorithm for the fused lasso and l 0-segmentation. *Journal of Computational and Graphical Statistics*, 22(2):246–260, 2013.
- J. Kiefer and J. Wolfowitz. Consistency of the maximum likelihood estimator in the presence of infinitely many incidental parameters. *The Annals of Mathematical Statistics*, 27:887–906, 1956.
- R. Koenker. Rebayes: empirical bayes estimation and inference in r. *R package version 0.41*, 2013.
- R. Koenker and I. Mizera. Density estimation by total variation regularization. In V. Nair, editor, *Advances in Statistical Modeling and Inference: Essays in Honor of Kjell A. Doksum*, chapter 30. World Scientific, 2007.
- R. Koenker and I. Mizera. Convex optimization, shape constraints, compound decisions, and empirical bayes rules. *Journal of the American Statistical Association*, 109(506):674–685, 2014.

- E. Lukacs. Some extensions of a theorem of Marcinkiewicz. *Pacific Journal of Mathematics*, 8(487–501), 1958.
- E. Mammen. Nonparametric regression under qualitative smoothness assumptions. *The Annals of Statistics*, pages 741–759, 1991.
- J. Marcinkiewicz. Sur une propriété de la loi de gauss. *Math Zeitung*, 44(612-8), 1938.
- R. Martin and S. T. Tokdar. Semiparametric inference in mixture models with predictive recursion marginal likelihood. *Biometrika*, 98(3):567–582, 2011.
- R. Martin and S. T. Tokdar. A nonparametric empirical Bayes framework for large-scale multiple testing. *Biostatistics*, 13(3):427–39, 2012.
- C. J. Masreliez. Approximate non-Gaussian filtering with linear state and observation relations. *IEEE. Trans. Autom. Control*, 20(1):107–10, 1975.
- O. Muralidharan. An empirical bayes mixture method for effect size and false discovery rate estimation. *The Annals of Applied Statistics*, pages 422–438, 2010.
- M. A. Newton. On a nonparametric recursive estimator of the mixing distribution. *Sankhyā: The Indian Journal of Statistics, Series A*, pages 306–322, 2002.
- N. G. Polson. A representation of the posterior mean for a location model. *Biometrika*, 78:426–30, 1991.
- A. Ramdas and R. J. Tibshirani. Fast and flexible ADMM algorithms for trend filtering. Technical report, Carnegie Mellon University, <http://www.stat.cmu.edu/~ryantibs/papers/fasttf.pdf>, 2014.
- H. Robbins. An empirical Bayes approach to statistics. In *Proceedings of the Third Berkeley Symposium on Mathematical Statistics and Probability, 1954–1955*, volume 1, pages 157–63. University of California Press, Berkeley and Los Angeles, 1956.
- L. Rudin, S. Osher, and E. Fatemi. Nonlinear total variation based noise removal algorithms. *Physica D: Nonlinear Phenomena*, 60(259–68), 1992.
- J. Schäfer and K. Strimmer. An empirical bayes approach to inferring large-scale gene association networks. *Bioinformatics*, 21(6):754–764, 2005.
- J. G. Scott and J. O. Berger. An exploration of aspects of Bayesian multiple testing. *Journal of Statistical Planning and Inference*, 136(7):2144–2162, 2006.
- J. G. Scott and J. O. Berger. Bayes and empirical-Bayes multiplicity adjustment in the variable-selection problem. *The Annals of Statistics*, 38(5):2587–2619, 2010.
- B. W. Silverman. On the estimation of a probability density function by the maximum penalized likelihood method. *The Annals of Statistics*, pages 795–810, 1982.

- D. Singh, P. G. Febbo, K. Ross, D. G. Jackson, J. Manola, C. Ladd, P. Tamayo, A. A. Renshaw, A. V. D'Amico, J. P. Richie, E. S. Lander, M. Loda, P. W. Kantoff, T. R. Golub, and W. R. Sellers. Gene expression correlates of clinical prostate cancer behavior. *Cancer Cell*, 1(2):203–9, 2002.
- L. A. Stefanski and R. J. Carroll. Deconvolving kernel density estimators. *Statistics*, 21(2):169–184, 1990.
- W. Tansey, O. Koyejo, R. A. Poldrack, and J. G. Scott. False discovery rate smoothing. Technical report, University of Texas at Austin, 2014. <http://arxiv.org/abs/1411.6144>.
- R. Tibshirani, M. Saunders, S. Rosset, J. Zhu, and K. Knight. Sparsity and smoothness via the fused lasso. *Journal of the Royal Statistical Society (Series B)*, 67:91–108, 2005.
- R. J. Tibshirani. Adaptive piecewise polynomial estimation via trend filtering. *Annals of Statistics*, 42(1):285–323, 2014.
- R. J. Tibshirani and J. Taylor. Degrees of freedom in lasso problems. *The Annals of Statistics*, 40(2):1198–1232, 2012.
- S. T. Tokdar, R. Martin, and J. K. Ghosh. Consistency of a recursive estimate of mixing distributions. *The Annals of Statistics*, pages 2502–2522, 2009.
- S. Van de Geer. Estimating a regression function. *The Annals of Statistics*, pages 907–924, 1990.
- A. Wald. Note on the consistency of the maximum likelihood estimate. *The Annals of Mathematical Statistics*, pages 595–601, 1949.
- X.-F. Wang and B. Wang. Deconvolution estimation in measurement error models: the r package decon. *Journal of Statistical Software*, 39(10), 2011.
- M. West. Outlier models and prior distributions in Bayesian linear regression. *Journal of the Royal Statistical Society (Series B)*, 46(3):431–9, 1984.
- W. H. Wong and X. Shen. Probability inequalities for likelihood ratios and convergence rates of sieve mles. *The Annals of Statistics*, pages 339–362, 1995.
- C.-H. Zhang. Fourier methods for estimating mixing densities and distributions. *The Annals of Statistics*, pages 806–831, 1990.

A Technical supplement

A.1 Example 1

Consider the density

$$f(x) = \sum_{i=1}^K w_i N(x | \mu_i, \sigma_i^2)$$

where $\sum_{i=1}^K w_i = 1$, $w_i > 0$. Then

$$\begin{aligned} f'(x) &= \sum_{i=1}^K \frac{-w_i (x - \mu_i)}{\sigma_i^2} N(x | \mu_i, \sigma_i^2) \\ f''(x) &= \sum_{i=1}^K \frac{w_i (x - \mu_i)^2}{\sigma_i^4} N(x | \mu_i, \sigma_i^2) - \sum_{i=1}^K \frac{w_i}{\sigma_i^2} N(x | \mu_i, \sigma_i^2). \end{aligned}$$

Moreover,

$$(\log f)'' = \frac{f f'' - (f')^2}{f^2}.$$

Therefore,

$$\begin{aligned} (\log f)''(x) &= \frac{\left[\sum_{i=1}^K w_i N(x | \mu_i, \sigma_i^2) \right] \left[\sum_{i=1}^K \frac{w_i (x - \mu_i)^2}{\sigma_i^4} N(x | \mu_i, \sigma_i^2) - \sum_{i=1}^K \frac{w_i}{\sigma_i^2} N(x | \mu_i, \sigma_i^2) \right]}{f(x)^2} \\ &\quad - \frac{\left[\sum_{i=1}^K \frac{-w_i (x - \mu_i)}{\sigma_i^2} \phi_{0,1} \left(\frac{x - \mu_i}{\sigma_i^2} \right) \right]^2}{f(x)^2} \\ &= - \frac{\sum_{i=1}^K \frac{w_i}{\sigma_i^2} N(x | \mu_i, \sigma_i^2)}{f(x)} + \frac{\left[\sum_{i=1}^K w_i N(x | \mu_i, \sigma_i^2) \right] \left[\sum_{i=1}^K \frac{w_i (x - \mu_i)^2}{\sigma_i^4} N(x | \mu_i, \sigma_i^2) \right]}{f(x)^2} \\ &\quad - \frac{\left[\sum_{i=1}^K \frac{-w_i (x - \mu_i)}{\sigma_i^2} N(x | \mu_i, \sigma_i^2) \right]^2}{f(x)^2}. \end{aligned}$$

Hence, there exists constants c_{ij} and polynomials satisfying

$$(\log f)''(x) = - \frac{\sum_{i=1}^K \frac{w_i}{\sigma_i^2} N(x | \mu_i, \sigma_i^2)}{\sum_{i=1}^K w_i N(x | \mu_i, \sigma_i^2)} + \frac{\sum_{i \neq j} c_{ij} T_{ij}(x) \exp \left(-\frac{(x - \mu_i)^2}{2\sigma_i^2} - \frac{(x - \mu_j)^2}{2\sigma_j^2} \right)}{\left[\sum_{i=1}^K w_i N(x | \mu_i, \sigma_i^2) \right]^2}.$$

Hence,

$$\begin{aligned}
(\log f)'''(x) &= -\frac{\left[-\sum_{i=1}^K \frac{w_i}{\sigma_i^4} N(x|\mu_i, \sigma_i^2)\right] \left[\sum_{i=1}^K w_i N(x|\mu_i, \sigma_i^2)\right]}{\left[\sum_{i=1}^K w_i N(x|\mu_i, \sigma_i^2)\right]^2} \\
&\quad - \frac{\left[-\sum_{i=1}^K \frac{w_i}{\sigma_i^2} N(x|\mu_i, \sigma_i^2)\right] \left[\sum_{i=1}^K \frac{w_i}{\sigma_i^2} N(x|\mu_i, \sigma_i^2)\right]}{\left[\sum_{i=1}^K w_i N(x|\mu_i, \sigma_i^2)\right]^2} \\
&\quad + \frac{\left[\sum_{i=1}^K w_i N(x|\mu_i, \sigma_i^2)\right]^2 \sum_{i \neq j} \left(c_{ij} T'_{ij}(x) + c_{ij} T_{ij}(x) \left(-\frac{x-\mu_i}{\sigma_i^2} - \frac{x-\mu_j}{\sigma_j^2}\right)\right) \exp\left(-\frac{(x-\mu_i)^2}{2\sigma_i^2} - \frac{(x-\mu_j)^2}{2\sigma_j^2}\right)}{\left[\sum_{i=1}^K \frac{w_i}{\sqrt{2\pi\sigma_i^2}} \exp\left(-\frac{(x-\mu_i)^2}{2\sigma_i^2}\right)\right]^4} \\
&\quad + \frac{2 \left[\sum_{i=1}^K w_i N(x|\mu_i, \sigma_i^2)\right] \left[\sum_{i=1}^K \frac{-w_i}{\sigma_i^2} N(x|\mu_i, \sigma_i^2)\right] \sum_{i \neq j} c_{ij} T_{ij}(x) \exp\left(-\frac{(x-\mu_i)^2}{2\sigma_i^2} - \frac{(x-\mu_j)^2}{2\sigma_j^2}\right)}{\left[\sum_{i=1}^K w_i N(x|\mu_i, \sigma_i^2)\right]^4} \\
&= \frac{\sum_{i \neq j} r_{ij}(x) \exp\left(-\frac{(x-\mu_i)^2}{\sigma_i^2} - \frac{(x-\mu_j)^2}{2\sigma_j^2}\right)}{\left[\sum_{i=1}^K w_i N(x|\mu_i, \sigma_i^2)\right]^2} + \frac{\sum_{|\{i_1, i_2, i_3, i_4\}| \geq 2} P_{i_1, i_2, i_3, i_4}(x) \exp\left(\sum_{j=1}^4 -\frac{(x-\mu_{i_j})^2}{2\sigma_{i_j}^2}\right)}{\left[\sum_{i=1}^K w_i N(x|\mu_i, \sigma_i^2)\right]^4} \\
&= \frac{\sum_{|\{i_1, i_2, i_3, i_4\}| \geq 2} \bar{P}_{i_1, i_2, i_3, i_4}(x) \exp\left(\sum_{j=1}^4 -\frac{(x-\mu_{i_j})^2}{2\sigma_{i_j}^2}\right)}{\left[\sum_{i=1}^K w_i N(x|\mu_i, \sigma_i^2)\right]^4}
\end{aligned}$$

with r_{ij} , P_{i_1, i_2, i_3, i_4} and $\bar{P}_{i_1, i_2, i_3, i_4}$ polynomials. Consequently,

$$(\log f)''''(x) = \frac{\sum_{|\{i_1, \dots, i_8\}| \geq 2} S_{i_1, \dots, i_8}(x) \exp\left(-\sum_{j=1}^8 \frac{(x-\mu_{i_j})^2}{2\sigma_{i_j}^2}\right)}{\left[\sum_{i=1}^K w_i N(x|\mu_i, \sigma_i^2)\right]^8}.$$

Now we show some properties of $(\log f)^{(3)}$ and $(\log f)^{(4)}$.

First, assume that $|\{\sigma_1, \dots, \sigma_K\}| > 1$ and choose $i^* = \arg \min_i \frac{1}{\sigma_i^2}$. Then

$$(\log f)'''(x) = \frac{\sum_{|\{i_1, i_2, i_3, i_4\}| \geq 2} \bar{P}_{i_1, i_2, i_3, i_4}(x) \exp\left(\sum_{j=1}^4 -\frac{(x-\mu_{i_j})^2}{2\sigma_{i_j}^2} + 4\frac{(x-\mu_{i^*})^2}{2\sigma_{i^*}^2}\right)}{\left(\sum_{i=1}^K \frac{w_i}{\sqrt{2\pi\sigma_i^2}} \exp\left(-\frac{(x-\mu_i)^2}{2\sigma_i^2} + \frac{(x-\mu_{i^*})^2}{2\sigma_{i^*}^2}\right)\right)^4}.$$

Hence $(\log f)'''(x) \rightarrow 0$ as $x \rightarrow \pm\infty$. Also,

$$\begin{aligned} \int_{\mathcal{R}} |(\log f)'''(x)| dx &\leq \sum_{|\{i_1, i_2, i_3, i_4\}| \geq 2} \int_{\mathcal{R}} \frac{|\bar{P}_{i_1, i_2, i_3, i_4}(x)|}{\left[\frac{\sqrt{2\pi}\sigma_{i^*}}{w_{i^*}}\right]^4} \exp\left(\sum_{j=1}^4 -\frac{(x-\mu_{i_j})^2}{2\sigma_{i_j}^2} + 4\frac{(x-\mu_{i^*})^2}{2\sigma_{i^*}^2}\right) \\ &\leq \infty, \end{aligned}$$

and we can also easily show that $\int_{\mathcal{R}} |(\log f)'''(x)|^q dx < \infty$ for $q > 2$. The same argument also holds if we replace $(\log f)'''$ by $(\log f)''''$.

If $|\{\sigma_1, \dots, \sigma_K\}| = 1$ then we can assume without loss of generality that $|\{\mu_1, \dots, \mu_K\}| > 1$. Then taking $i^* = \arg \max_i \mu_i$ we have

$$(\log f)'''(x) = \frac{\sum_{|\{i_1, i_2, i_3, i_4\}| \geq 2} \bar{P}_{i_1, i_2, i_3, i_4}(x) \exp\left(\sum_{j=1}^4 -\frac{x(\mu_{i^*} - \mu_{i_j})}{2\sigma} - \mu_{i_j}^2 + \mu_{i^*}^2\right)}{\left(\sum_{i=1}^K \frac{w_i}{\sqrt{2\pi\sigma^2}} \exp\left(-\frac{x(\mu_{i^*} - \mu_i)}{2\sigma} - \mu_i^2 + \mu_{i^*}^2\right)\right)^4}.$$

From this, we can see that $\int_0^\infty (\log f)'''(x) dx < \infty$ and $(\log f)'''(x) \rightarrow 0$ as $x \rightarrow \infty$. Moreover, if we take $i^* = \arg \min_i \mu_i$ then we see that $\int_{-\infty}^0 (\log f)'''(x) dx < \infty$ and $(\log f)'''(x) \rightarrow 0$ as $x \rightarrow -\infty$. The same result also holds for $(\log f)''''$.

Finally, we can proceed by induction and show the same properties for $(\log f)^{(l)}$ for $l > 4$.

A.2 Proof of Theorem 1

We now sketch our proof of the theorem. This following discussion lacks complete generality only in that we assume the prior to admit a density representation. But the same analysis can easily be shown to hold for any probability measure.

Consider a linear exponential-family model having density function $\phi(y | \mu) = e^{\mu y - \lambda(\mu)} f_0(y)$. Let $m(y) = \int_{-\infty}^\infty \phi(y | \mu) f(\mu) d\mu$ represent the marginal distri-

bution of the data under the prior $f(\mu)$. Using Bayes' rule, it is easy to show that the posterior for μ is also in the exponential family, and that $\log\{m(y)/f_0(y)\}$ is its cumulant-generating function:

$$\begin{aligned}\phi(\mu | y) &= \frac{e^{\mu y - \lambda(\mu)} f(\mu)}{m(y)/f_0(y)} \\ &= \exp \left\{ \mu y - \log \frac{m(y)}{f_0(y)} \right\} e^{-\lambda(\mu)} f(\mu).\end{aligned}$$

Robbins (1956) quotes the exponential-family generalization of Tweedie's formula as

$$\hat{\mu}(y) = E(\mu | y) = \frac{d}{dy} \log \frac{m(y)}{f_0(y)}. \quad (21)$$

We can therefore characterize the validity of a given form for $E(\mu | y)$ in terms of the marginal for y . In particular, $m(y)$ must satisfy

$$\frac{m(y)}{f_0(y)} = \int_{-\infty}^{\infty} e^{\mu y - \lambda(\mu)} f(\mu) d\mu = \int_{-\infty}^{\infty} e^{\mu y} h(\mu) d\mu, \quad (22)$$

with the measure $h(\mu)d\mu = e^{-\lambda(\mu)} f(\mu)d\mu$ given by an exponential tilt of the prior. Equation (22) connects our immediate question to a second, more famous question: which functions are valid moment-generating functions of some probability measure? It follows directly from Marcinkiewicz's theorem (Marcinkiewicz, 1938; Lukacs, 1958) that $\log m(y)$ cannot be a polynomial $P(z)$ of degree 3 or greater, as $e^{P(z)}$ is the moment-generating function of some probability distribution if and only if $P(z) = a_2 z^2 + a_1 z$ and $a_2 \geq 0$.

A.3 Proof of Theorem 3

Proof. Motivated by Geman and Hwang (1982), given $\alpha \in A$ we define the function $F(x, \alpha) = (\phi * \alpha)(x)$. Clearly, $F(x, \alpha)$ is a density that induces a measure in \mathcal{R} that is absolutely continuous with respect to the Lebesgue measure in \mathcal{R} . Also, we observe that if $\alpha, \beta \in A$, then, for any Borel measurable set E , we have by Tonelli's theorem that

$$\begin{aligned} \left| \int_E \phi * \alpha(\mu) d\mu - \int_E \phi * \beta(\mu) d\mu \right| &= \left| \int_{\mathcal{R}} \int_E \phi(\mu - y) \alpha(y) d\mu dy - \int_{\mathcal{R}} \int_E \phi(\mu - y) \beta(y) d\mu dy \right| \\ &= \left| \int_{\mathcal{R}} \left(\int_E \phi(\mu - y) d\mu \right) (\alpha(y) - \beta(y)) dy \right| \\ &\leq d(\alpha, \beta). \end{aligned}$$

Hence $d(\alpha, \beta) = 0$ implies that $\phi * \alpha$ and $\phi * \beta$ induce the same probability measures in $(\mathcal{R}, \mathcal{B}(\mathcal{R}))$.

Next we verify the assumptions in Theorem 1 from Geman and Hwang (1982). This is done into different steps below. Steps 1-4 verify the assumptions B1-B4 in Theorem 1 from Geman and Hwang (1982). Steps 5-6 are needed in the general case in which the data is binned. These are also related to ideas from Wald (1949).

Step 1

Given $\alpha \in A$ and $\epsilon > 0$, the function

$$x \rightarrow \sup_{\beta \in S_m: d(\alpha, \beta) < \epsilon} (\phi * \beta)(x)$$

is continuous and therefore measurable on x . To see this, simply note that for any $\beta \in A$ we have that

$$\|(\phi * \beta)'\|_\infty = \|(\phi' * \beta)\|_\infty \leq \|\phi'\|_\infty \int_{\mathcal{R}} \beta(\mu) d\mu = \|\phi'\|_\infty.$$

The first equality follows by noticing that if $\{x_l\}$ is a sequence converging to x , then

$$\lim_{l \rightarrow \infty} \frac{\phi * \beta(x) - \phi * \beta(x_l)}{x - x_l} = \int_{-\infty}^{\infty} \lim_{l \rightarrow \infty} \frac{\phi(x - y) - \phi(x_l - y)}{x - x_l} \beta(y) dy = \int_{-\infty}^{\infty} \phi'(x - y) \beta(y) dy,$$

which holds by the mean value theorem, the monotone convergence theorem and the fact that $\|\phi'\|_\infty < \infty$. Hence all the functions $\beta \in S_m$ are $(\|\phi'\|_\infty + 1)$ -Lipschitz and the claim follows. Also, we note that

$$\lim_{\epsilon \rightarrow 0} \sup_{\beta \in S_m: d(\alpha, \beta) < \epsilon} (\phi * \beta)(x) = \phi * \alpha(x).$$

This follows by noticing that

$$\begin{aligned} \left| \sup_{\beta \in S_m: d(\alpha, \beta) < \epsilon} (\phi * \beta)(x) - \phi * \alpha(x) \right| &\leq \sup_{\beta \in S_m: d(\alpha, \beta) < \epsilon} |(\phi * (\beta - \alpha))(x)| \\ &\leq \|\phi\|_\infty \sup_{\beta: d(\alpha, \beta) < \epsilon} d(\alpha, \beta) \\ &\leq \epsilon \|\phi\|_\infty. \end{aligned}$$

Step 2

Define $E_\alpha(g) := \int_{\mathcal{R}} g(x) (\phi * \alpha)(x) dx$ for any function g . Then for any $\alpha \in A$ and $\epsilon > 0$ we have

$$\begin{aligned}
E_{f_0} \left(\log \left(\sup_{\beta \in S_m: d(\alpha, \beta) < \epsilon} (\phi * \beta)(x) \right) \right) &\leq E_{f_0} \left(\log \left(\sup_{\beta: d(\alpha, \beta) < \epsilon} (\phi * \beta)(x) \right) \right) \\
&\leq \int_{\mathcal{R}} \log(\|\phi\|_{\infty}) \phi * f_0(x) dx \\
&< \infty.
\end{aligned}$$

Step 3

Next we show that S_m is compact on (A, d) . Throughout, we use the notation \rightarrow_u to indicate uniform convergence. To show the claim, choose $\{\alpha_l\}$ a sequence in S_m . Then since $\{(\log(\alpha_l))^{(k+1)}\}$ are T_m -Lipschitz and uniformly bounded it follows by Arzela-Ascoli Theorem that there exists a sub-sequence $\{\alpha_{1,l}\} \subset \{\alpha_l\}$ such that $(\log(\alpha_{1,l}))^{(k+1)} \rightarrow_u g_{k+1}$ in $[-1, 1]$ for some function $g_{k+1} : [-1, 1] \rightarrow \mathcal{R}$ which is also T_m -Lipschitz. Note that we can again use Arzela-Ascoli Theorem applied to the sequence $\{\alpha_{1,l}\}$ to ensure that there exists a sub-sequence $\{\alpha_{2,l}\} \subset \{\alpha_{1,l}\}$ such that $(\log(\alpha_{2,l}))^{(k+1)} \rightarrow_u g_{k+1}$, in $[-2, 2]$. Thus we extend the domain of g_{k+1} if necessary.

Proceeding by induction we conclude that for every $N \in \mathbb{N}$ there exists a sequence $\{\alpha_{N,l}\}_{l \in \mathbb{N}} \subset \{\alpha_{N-1,l}\}_{l \in \mathbb{N}}$ such that

$$(\log(\alpha_{N,l}))^{(k+1)} \rightarrow_u g_{k+1}$$

in $[-N, N]$ as $l \rightarrow \infty$. Hence with Cantor's diagonal argument we conclude that there exists a sub-sequence $\{\alpha_{l_j}\} \subset \{\alpha_l\}$ such that

$$(\log(\alpha_{l_j}))^{(k+1)} \rightarrow_u g_{k+1}$$

in $[-N, N]$ for all $N \in \mathbb{N}$. Since $|(\log(\alpha_{l_j}))^{(k)}(0)| \leq T_m$ for all j . Then without loss of generality, we can assume that

$$(\log(\alpha_{l_j}))^{(k)} \rightarrow_u g_k$$

in $[-N, N]$ for all $N \in \mathbb{N}$ and where the function g_k satisfies $g'_k = g_{k+1}$. Continuing with this process we can assume, without loss of generality, that

$$\log(\alpha_{l_j}) \rightarrow_u g$$

in $[-N, N]$ for all $N \in \mathbb{N}$ for some function g satisfying $g^{(j)} = g_j$ for all $0 \leq j \leq k+1$. Therefore,

$$\alpha_{l_j} \rightarrow_u \exp(g) \tag{23}$$

in $[-N, N]$ for all $N \in \mathbb{N}$.

Let us now prove that $\exp(g) \in S_m$. First, we observe by the Fatou's lemma e^g is integrable in \mathcal{R} with respect to the Lebesgue measure. since S_m is tight and, we obtain

$$d(\exp(g), \alpha_{l_j}) \rightarrow 0.$$

This clearly also implies that $\exp(g)$ integrates to 1 or $\exp(g) \in \mathcal{P}$. Note that also by Fatou's lemma we have that $J_{k,q}(g) \leq K_m$ and by construction,

$$\max(\|\exp(g)\|_\infty, \|g^{(k+1)}\|_\infty, |g^{(k)}(0)|, \dots, |g(0)|) \leq T_m.$$

Finally, combining all of this with g^{k+1} being T_m -Lipschitz, we arrive to $\exp(g) \in S_m$.

Step 4

By assumption (4), it follows that

$$\sup_{\alpha \in A_m} d(f_0, \alpha) \rightarrow 0, \quad \text{as } m \rightarrow \infty.$$

Step 5

Let us show that

$$\lim_{\epsilon \rightarrow 0} E_{f_0} \left(\sup_{d(\alpha, \beta) < \epsilon, \beta \in S_m} \log(\phi * \beta)(x) \right) = E_{f_0}(\log(\phi * \alpha))$$

for all $\alpha \in S_m$. First, note that

$$0 \leq \max \left\{ 0, \sup_{d(\alpha, \beta) < \epsilon, \beta \in S_m} \log(\phi * \beta)(x) \right\} \leq \max \{0, \log(\|\phi\|_\infty)\}.$$

Hence, by Step 1 we obtain

$$0 \leq \lim_{\epsilon \rightarrow 0} E_{f_0} \left(\max \left\{ 0, \sup_{d(\alpha, \beta) < \epsilon, \beta \in S_m} \log(\phi * \beta) \right\} \right) = E_{f_0}(\max \{\log(\phi * \alpha), 0\}) < \infty.$$

Now we observe that

$$0 \leq -\min \left\{ 0, \sup_{d(\alpha, \beta) < \epsilon, \beta \in S_m} \log(\phi * \beta)(x) \right\} \leq -\min \{0, \log(\phi * \alpha(x))\},$$

and the claim follows from the monotone convergence theorem.

If $x_j = 1$ and $\xi_j = y_j$ for all $j = 1, \dots, D_n$, the claim of Theorem 3 follows from

Theorem 1 from Geman and Hwang (1982). Otherwise, we continue the proof below. In either case we can see that the solution set M_m^n is not empty given that the map $\alpha \rightarrow \phi * \alpha(\xi)$ is continuous with respect to the metric d for any ξ .

Step 6

Note that, by Glivenko-Cantelli Theorem and our assumption on the maximum number of bins, we have that, almost surely, the random distribution

$$G_n(\xi) = \sum_{j=1}^{D_n} \frac{x_j}{n} I_{(-\infty, \xi]}(\xi_j)$$

converges weakly to the distribution function associated with $\phi * f_0$. Hence, almost surely, from the Portmanteau theorem we have for any $\alpha \in S_{m_n}$ and any $\delta > 0$ it holds that

$$\limsup_{l \rightarrow \infty} \sum_{j=1}^{D_l} \frac{x_j}{l} \sup_{d(\alpha, \beta) < \delta, \beta \in S_m} \log(\phi * \beta)(\xi_j) \leq E_{f_0} \left(\sup_{d(\alpha, \beta) < \delta, \beta \in S_m} \log(\phi * \beta)(\xi) \right), \quad (24)$$

since the function

$$\sup_{d(\alpha, \beta) < \delta, \beta \in S_m} \log(\phi * \beta)(x)$$

is continuous and bounded by above.

Next we define

$$m_1 = \min \left\{ m : \sup_{\alpha \in A_m} d(\alpha, f_0) < \frac{1}{2} \right\}.$$

Clearly, $\beta_1, \beta_2 \in A_{m_1}$ implies $d(\beta_1, \beta_2) < 1$. Also, we see that the set $\Pi_1 := \{\alpha \in S_{m_1} : d(\alpha, f_0) \geq 1\} \subset S_{m_1} - A_{m_1}$ is d-compact. Hence, there exists $\alpha_1^1, \dots, \alpha_{h_1}^1$ in Π_1 such that $\Pi_1 \subset \cup_{l=1}^{h_1} \{\alpha \in \Pi_1 : d(\alpha, \alpha_l^1) < \delta_{1,l}\}$ for positive constants $\{\delta_{1,l}\}$ satisfying that

$$E_{f_0} \left(\sup_{d(\alpha, \alpha_l^1) < \delta_{1,l}, \alpha \in \Pi_1} \log(\phi * \alpha)(x) \right) < E_{f_0}(\log(\phi * f_{m_1}(x)))$$

for $l = 1, \dots, h_1$. Therefore from our assumptions on the sets A_m and also from (24), we arrive at

$$\begin{aligned}
& \limsup_{r \rightarrow \infty} \sum_{j=1}^{D_r} \frac{x_j}{r} \left(\sup_{d(\alpha, \alpha_l^1) < \delta_{1,l}, \alpha \in \Pi_1} \log(\phi * \alpha)(\xi_j) - \log(\phi * f_{m_1}(\xi_j)) \right) \\
& \leq E_{f_0} \left(\sup_{d(\alpha, \alpha_l) < \delta_l, \alpha \in \Pi_1} \log(\phi * \alpha)(x) \right) - E_{f_0}(\log(\phi * f_{m_1})) \\
& < 0, \quad \text{a.s.}
\end{aligned}$$

Hence

$$\limsup_{r \rightarrow \infty} \sum_{j=1}^{D_r} x_j \left(\sup_{d(\alpha, \alpha_l^1) < \delta_{1,l}, \alpha \in \Pi_1} \log(\phi * \alpha)(\xi_j) - \log(\phi * f_{m_1}(\xi_j)) \right) = -\infty \quad \text{a.s.}$$

This implies

$$\lim_{r \rightarrow \infty} \frac{\sup_{\alpha \in \Pi_1} \prod_{j=1}^{D_r} \phi * \alpha(\xi_j)^{x_j}}{\prod_{j=1}^{D_r} \phi * f_{m_1}(\xi_j)^{x_j}} = 0 \quad \text{a.s.}$$

Next we define

$$k_1 = \min \left\{ k_0 : r \geq k_0 \text{ implies } \frac{\sup_{\alpha \in \Pi_1} \prod_{j=1}^{D_r} \phi * \alpha(\xi_j)^{x_j}}{\prod_{j=1}^{D_r} \phi * f_{m_1}(\xi_j)^{x_j}} < 1 \right\}$$

and we set $m_{k_1} = m_1$ Therefore

$$\sup_{\alpha \in M_{m_{k_1}}^{k_1}} d(\alpha, f_0) < 1.$$

Next we define m_2 as

$$m_2 = \min \left\{ m \geq m_1 : \sup_{\alpha \in A_m} d(\alpha, f_0) < \frac{1}{4} \right\} + 1$$

Then, $\beta_1, \beta_2 \in A_{m_2}$ implies $d(\beta_1, \beta_2) < 1/2$. We also see that $\Pi_2 := \{\alpha \in S_{m_2} : d(\alpha, f_0) \geq 1/2\} \subset S_{m_2} - A_{m_2}$ is d-compact. Hence there exists $\alpha_1^2, \dots, \alpha_{h_2}^2$ in Π_2 such that $\Pi_2 \subset \bigcup_{l=1}^{h_2} \{\alpha : d(\alpha, \alpha_l^2) < \delta_{2,l}\}$ for positive constants $\{\delta_{2,l}\}$ satisfying

$$E_{f_0} \left(\sup_{d(\alpha, \alpha_l^2) < \delta_{2,l}, \alpha \in \Pi_2} \log(\phi * \alpha)(x) \right) < E_{f_0}(\log(\phi * f_{m_2}(x)))$$

for $l = 1, \dots, h_2$. Therefore,

$$\begin{aligned} & \limsup_{r \rightarrow \infty} \sum_{j=1}^{D_r} \frac{x_j}{r} \left(\sup_{d(\alpha, \alpha_l^2) < \delta_{2,l}, \alpha \in \Pi_2} \log(\phi * \alpha)(\xi_j) - \log(\phi * f_{m_2}(\xi_j)) \right) \\ & \leq E_{f_0} \left(\sup_{d(\alpha, \alpha_l^2) < \delta_{2,l}, \alpha \in \Pi_2} \log(\phi * \alpha)(x) \right) - E_{f_0}(\log(\phi * f_{m_2})) \\ & < 0 \text{ a.s.} \end{aligned}$$

So proceeding as before we obtain

$$\lim_{r \rightarrow \infty} \frac{\sup_{\alpha \in \Pi_2} \prod_{j=1}^{D_r} \phi * \alpha(\xi_j)^{x_j}}{\prod_{j=1}^{D_r} \phi * f_{m_2}(\xi_j)^{x_j}} = 0 \text{ a.s.}$$

Finally we define

$$k_2 = \min \left\{ k_0 : k_0 \geq k_1 \text{ and } r \geq k_0 \text{ implies } \frac{\sup_{\alpha \in \Pi_2} \prod_{j=1}^{D_r} \phi * \alpha(\xi_j)^{x_j}}{\prod_{j=1}^{D_r} \phi * f_{m_2}(\xi_j)^{x_j}} < 1 \right\}$$

and we set $m_k = m_1$ for all $k_1 \leq k < k_2$ and $m_{k_2} = m_2$. By construction, we have that

$$\sup_{\alpha \in M_{m_{k_2}}^{k_2}} d(\alpha, f_0) < 1/2.$$

Thus an induction argument allow us to conclude the proof. □

A.4 Rates of convergence for marginal density recovery

Let S be a set of integrable functions with support $[-a, a]$ and d_S a metric on L_1 , the set of Lebesgue integrable functions in \mathbb{R} . For a given $\delta > 0$, we define the entropy of S , denoted by $N(\delta, S, d_S)$, to be the minimum N for which there exist integrable functions f_1, \dots, f_N satisfying

$$\min_{f_i} d_S(f_i, g) \leq \delta, \quad \forall g \in S.$$

The δ -bracketing number $N_{[]}(\delta, S, d_S)$ is defined as the minimum number of brackets of size δ required to cover S , where a bracket of size δ is a set of the form $[l, u] := \{h : l(x) \leq h(x) \leq u(x) \forall x\}$, where l and u are non-negative integrable functions and $d_S(l, u) < \delta$. Throughout, let

$$\|h\|_\infty = \sup_{x \in \text{support}(h)} |h(x)|,$$

and

$$H(g, h) = \sqrt{H^2(g, h)}.$$

Finally for $i = 1, 2$, we define the sets

$$\phi * S_{n,i} = \{\phi * h : h \in S_{n,i}\}.$$

Lemma 7. *There exists a constant $\delta_0 > 0$ such that if $0 < \delta < \delta_0$, then for all n we have*

$$\begin{aligned} \log(N(\delta, S_{n,2}, \|\cdot\|_\infty)) &\leq A \log\left(\frac{e C_n (2a_n)^{2k+1} T_n}{\delta}\right) \\ \log(N(\delta, S_{n,1}, \|\cdot\|_\infty)) &\leq B \left(\frac{(2a_n)^k T_n e C_n}{\delta}\right)^{1/(k+1)} + (k+1) \log\left(\frac{(2a_n)^k T_n e C_n}{\delta}\right) \end{aligned}$$

where A and B are positive constants.

Proof. We first define the set

$$\begin{aligned} S = \{g : &\text{support}(g) \subset [-a_n, a_n], \int_{\mathcal{R}} |(g)^{(k+1)}(\mu)|^2 d\mu \leq T_n, \\ &\|g\|_\infty \leq (2a_n)^{2k+1} T_n\}, \end{aligned}$$

and note that there is a $\|\cdot\|_\infty$ -preserving bijection between S and the set of functions $\{f : [0, 1] \rightarrow \mathcal{R} : \int_0^1 |f(\mu)^{(k+1)}|^2 d\mu \leq (2a_n)^{2k+1} T_n, \|f\|_\infty \leq (2a_n)^{2k+1} T_n\}$. Hence from Example 2.1 in Van de Geer (1990), because $(a_n)^{2k+1} T_n$ is bounded by below, there exists δ_0 such that $\delta \in (0, \delta_0)$ implies

$$\log(N(\delta, S, \|\cdot\|_\infty)) \leq A \log\left(\frac{(2a_n)^{2k+1} T_n}{\delta}\right).$$

Let us set $N = N(\delta, S, \|\cdot\|_\infty)$ and let $g_1, \dots, g_N \in S$ be functions such that for every $g \in S$, there exists $i \in \{1, \dots, N\}$ satisfying $\|g - g_i\|_\infty \leq \delta$. Now, if $f \in S_{n,2}$, then there exists g_i with $\|\log(f)1_{[-a_n, a_n]} - g_i\|_\infty \leq \delta$. Therefore for any x ,

$$\begin{aligned} |f(x) - e^{g_i(x)} 1_{[-a_n, a_n]}(x)| &\leq 1_{[-a_n, a_n]}(x) \max(f(x), e^{g_i(x)}) |\log(f(x)) - g_i(x)| \\ &\leq 1_{[-a_n, a_n]}(x) \max(f(x), e^{\log(f(x)) + \delta}) \delta \\ &\leq 1_{[-a_n, a_n]}(x) e C_n \delta. \end{aligned}$$

Hence the result follows for $S_{n,2}$. The proof for the sieve $S_{n,1}$ follows the same lines with entropy bound for the corresponding S coming from the proof of Theorem 2 in Mammen (1991). □

Corollary 8. *With the notation from the previous lemma, there exists δ'_0 such that $0 < \delta < \delta'_0$ implies*

$$\begin{aligned} \log \{N_{[]}(\delta, \phi * S_{n,2}, H)\} &\leq A \log \left(\frac{2^{2k+3} (a_n)^{2k+2} T_n C_n e}{\delta^2} \right), \\ \log \{N_{[]}(\delta, \phi * S_{n,1}, H)\} &\leq (k+1) \log \left(\frac{2^{k+2} (a_n)^{k+1} T_n C_n e}{\delta^2} \right) \\ &\quad + B \left(\frac{2^{k+2} (a_n)^{k+1} T_n C_n e}{\delta^2} \right)^{1/(k+1)}. \end{aligned}$$

Proof. Let $j \in \{1, 2\}$. We proceed as in the proof of Lemma 3.1 from Ghosal and Van Der Vaart (2001). First, given $\delta \in (0, \delta_0)$, we define $\eta = (4a_n)^{-1}\delta^2$. Next, let f_1, \dots, f_N be non-negative integrable functions with support in $[-a_n, a_n]$ such that for all $h \in S_{n,2}$, there exists $i \in \{1, \dots, N\}$ such that $\|f_i - h\|_\infty < \eta$. We then construct the brackets $[l_i, u_i]$ by defining

$$l_i = \max(f_i - \eta, 0), \quad u_i = (f_i + \eta) 1_{[-a_n, a_n]}.$$

Then $S_{n,2} \subset \cup_{i=1}^N [l_i, u_i]$ and hence $\phi * S_{n,2} \subset \cup_{i=1}^N [\phi * l_i, \phi * u_i]$. Since $0 \leq u_i - l_i \leq 2\eta$, we obtain

$$\int_{-\infty}^{\infty} |\phi * u_i(\mu) - \phi * l_i(\mu)| d\mu = \int_{-a_n}^{a_n} |u_i(\mu) - l_i(\mu)| d\mu \leq 4a_n\eta.$$

Therefore,

$$N_{[]} (4a_n\eta, \phi * S_{n,j}, \|\cdot\|_1) \leq N.$$

The results then follows from the previous lemma by choosing $\eta = (4a_n)^{-1}\delta^2$, implying that

$$\begin{aligned} \log \{N_{[]}(\delta, \phi * S_{n,j}, H)\} &\leq \log \left\{ N_{[]}(\delta^2, \phi * S_{n,j}, \|\cdot\|_1) \right\} \\ &\quad \log \left\{ N_{[]} \left(\frac{\delta^2}{4a_n}, S_{n,j}, \|\cdot\|_\infty \right) \right\}. \end{aligned}$$

□

A.5 Proof of Theorem 5

Proof. First, let us see that the space $S_{n,2}$ is compact with respect to the metric $\|\cdot\|_\infty$. Let us consider a sequence $\{g_m\}$ in $\{g : e^g \in S_{n,2}\}$. By Arzela – Ascoli there exists a subsequence $\{g_{m_l}\} \subset \{g_m\}$ such that $g_{m_l}^{(k+1)}$ converges uniformly on $[-a_n, a_n]$ to some function h_{k+1} . Moreover, it is clear that h_{k+1} is b_n -Lipchitz. By uniform boundedness, we can assume without loss of generality that $g_m^{(k)}$ converges uniformly on $[-a_n, a_n]$ to some function h_k satisfying $h'_k = h_{k+1}$. Proceeding inductively, we can assume that in fact, g_m converges uniformly on $[-a_n, a_n]$

to h , and the function h satisfies $h^{(l)} = h_l$ for $l = 1, \dots, k+1$. It is immediate that $\|g\|_\infty \leq (a_n)^{2k+1} T_n$. Moreover, it is not difficult to verify that $e^h \in S_{n,2}$ and e^{g_m} converges uniformly on $[-a_n, a_n]$ to e^g . Thus, $(S_{n,2}, \|\cdot\|_\infty)$ is compact. Since the map sending f to $\phi * f(y)$ is trivially continuous from $(S_{n,2}, \|\cdot\|_\infty)$ to \mathcal{R} , we obtain that $M_{n,2}$ is not empty.

We conclude the proof by using the Theorem 3 from Wong and Shen (1995). We observe that for large enough n and any positive constants c_3 and c_4 , setting $\epsilon_n = (\log n)^q n^{-1/2}$ we have

$$\begin{aligned} \int_{\frac{\epsilon_n^2}{2^8}}^{\sqrt{2}\epsilon_n} \sqrt{\log(N_\square(u/c_3, \phi * S_{n,2}, H))} du &\leq 2^{1/2} A^{1/2} \left(\log \left(\frac{2^{k+3} (a_n)^{2k+2} T_n C_n e c_3^2 2^{16}}{\epsilon_n^2} \right) \right)^{1/2} \\ &\leq c \frac{(\log n)^{q+1/2}}{n^{1/2}} \\ &\leq c_4 n^{1/2} \epsilon_n^2 \end{aligned}$$

for some constant c . Moreover, since $\delta_{n,i} = O(n^{-1})$, the conclusion follows from Theorem 3 in Wong and Shen (1995).

If we replace $S_{n,2}$ by $S_{n,1}$, under the given assumptions the same inequality holds with $\epsilon_n = n^{-s}$. □

A.6 Proof of Theorem 6

Proof. Throughout the proof will suppress the index n on Δ and D . We start by noticing that from sub-optimality it follows that

$$\begin{aligned} 0 &\leq -\left(l(\hat{\theta}) + \frac{\tau}{2} \|\Delta^{(k+1)} \hat{\theta}\|_1\right) + \left(l(\theta^0) + \frac{\tau}{2} \|\Delta^{(k+1)} \theta^0\|_1\right) \\ &= \sum_{i=1}^D \sum_{j=1}^D G_{ij} \left(e^{\theta_j^0} - e^{\hat{\theta}_j}\right) + \frac{\tau}{2} \left(\|\Delta^{(k+1)} \theta^0\|_1 - \|\Delta^{(k+1)} \hat{\theta}\|_1\right) \\ &\quad + \sum_{i=1}^D x_i \left(\log \left(\sum_{j=1}^D G_{ij} e^{\hat{\theta}_j} (n \Delta)^{-1}\right) - \log \left(\sum_{j=1}^D G_{ij} e^{\theta_j^0} (n \Delta)^{-1}\right)\right). \end{aligned}$$

On the other hand, by the mean value theorem, there exists $z_i \in B_i$ such that

$$\int_S \phi * f(\mu) \log \left(\frac{\phi * f(\mu)}{\phi * \hat{f}(\mu)} \right) \leq \sum_{i=1}^D \Delta \phi * f(z_i) \log \left(\frac{\phi * f(z_i)}{\int_S \phi(z_i - \mu) \hat{f}(\mu) d\mu} \right).$$

Moreover there exists $z_{i,j} \in B_j$ such that

$$\begin{aligned} \int_S \phi(z_i - \mu) \hat{f}(\mu) d\mu &= \sum_{j=1}^D \Delta \phi(z_i - z_{i,j}) \hat{f}(z_{i,j}) \\ &= \sum_{j=1}^D \phi(z_i - z_{i,j}) \frac{e^{\hat{\theta}_j}}{n}. \end{aligned}$$

Therefore,

$$\begin{aligned}
\int_S \phi * f(\mu) \log \left(\frac{\phi * f(\mu)}{\phi * \hat{f}(\mu)} \right) &\leq \sum_{i=1}^D \Delta \phi * f(z_i) \log \left(\frac{\phi * f(z_i)}{\sum_{j=1}^D \phi(z_i - z_{i,j}) \frac{e^{\hat{\theta}_j}}{n}} \right) \\
&\quad + \frac{1}{n} \sum_{i=1}^D \sum_{j=1}^D G_{ij} \left(e^{\theta_j^0} - e^{\hat{\theta}_j} \right) \\
&\quad + \frac{\tau}{2n} \left(\|\Delta^{(k+1)} \theta^0\|_1 - \|\Delta^{(k+1)} \hat{\theta}\|_1 \right) \\
&\quad + \sum_{i=1}^D \frac{x_i}{n} \left(\log \left(\sum_{j=1}^D G_{ij} e^{\hat{\theta}_j} n^{-1} \right) - \log \left(\sum_{j=1}^D G_{ij} e^{\theta_j^0} n^{-1} \right) \right) \\
&= \sum_{i=1}^D \left(\frac{x_i}{n} \log \left(\sum_{j=1}^D G_{ij} \frac{e^{\hat{\theta}_j}}{n \Delta} \right) - \Delta \phi * f(z_i) \log \left(\sum_{j=1}^D \phi(z_i - z_{i,j}) \frac{e^{\hat{\theta}_j}}{n} \right) \right) \\
&\quad + \sum_{i=1}^D \left(\Delta \phi * f(z_i) \log (\phi * f(z_i)) - \frac{x_i}{n} \log \left(\sum_{j=1}^D G_{ij} \frac{e^{\theta_j^0}}{n \Delta} \right) \right) \\
&\quad + \frac{1}{n} \sum_{i=1}^D \sum_{j=1}^D G_{ij} \left(e^{\theta_j^0} - e^{\hat{\theta}_j} \right) \\
&\quad + \frac{\tau}{2n} \left(\|\Delta^{(k+1)} \theta^0\|_1 - \|\Delta^{(k+1)} \hat{\theta}\|_1 \right).
\end{aligned}$$

Hence the result follows. □

B Additional tables

Here we provide additional tables for the normal means estimation task as described in the experiments section. For all the methods the results depend on a valued D indicating the grid size of the grid in which the methods are estimated with the exception of MN.

Table 7: Mean squared error, of the normal means estimates, times 100 , averaging over 20 Monte Carlo simulations, for different methods given samples from density example 1

n	D	L2-D	L1-D	PR	MN	Efron	GMLEBIP	SC	BG
2000	150	62.93	63.00	62.77	66.23	69.08	62.92	63.91	63.94
10000	150	63.72	63.43	63.61	66.94	70.02	63.49	65.02	63.83
25000	150	63.54	63.34	63.59	64.60	69.79	63.39	64.21	63.53
50000	150	63.60	63.48	63.72	64.68	69.93	63.47	64.05	63.59
100000	150	63.22	63.16	63.39	64.28	69.75	63.12	63.52	63.22
2000	200	62.80	62.99	62.70	66.23	69.10	62.91	66.06	63.92
10000	200	63.65	63.45	63.56	66.94	70.02	63.44	65.19	63.81
25000	200	63.44	63.28	63.51	64.60	69.79	63.35	64.36	63.52
50000	200	63.48	63.41	63.65	64.68	69.94	63.43	64.19	63.58
100000	200	63.11	63.07	63.30	64.28	69.76	63.05	63.64	63.20

Table 8: Mean squared error, of the normal means estimates, times 100 , averaging over 20 Monte Carlo simulations, for different methods given samples from density example 2

n	D	L2-D	L1-D	PR	MN	Efron	GMLEBIP	SC	BG
2000	150	65.15	65.03	65.11	66.08	69.81	66.02	68.88	66.56
10000	150	65.33	65.31	65.34	66.01	69.95	65.55	67.29	65.89
25000	150	64.96	64.96	64.99	65.31	69.66	65.05	65.98	65.15
50000	150	65.37	65.36	65.39	65.29	69.95	65.41	66.06	65.45
100000	150	65.18	65.18	65.18	65.27	69.88	65.19	65.56	65.22
2000	200	65.11	65.02	65.03	66.08	69.82	66.04	69.33	66.59
10000	200	65.27	65.25	65.28	66.01	69.95	65.51	67.45	65.87
25000	200	64.87	64.87	64.91	65.31	69.67	64.99	66.16	65.14
50000	200	65.27	65.27	65.30	65.29	69.05	65.35	66.19	65.44
100000	200	65.10	65.10	65.10	65.27	69.89	65.13	65.68	65.21

Table 9: Mean squared error, of the normal means estimates, times 100 , averaging over 20 Monte Carlo simulations, for different methods given samples from density example 3

n	D	L2-D	L1-D	PR	MN	Efron	GMLEBIP	SC	BG
2000	150	65.07	64.93	65.44	65.67	70.68	65.98	69.09	66.98
10000	150	64.79	64.72	64.83	64.65	71.37	64.93	66.43	65.35
25000	150	65.07	65.03	65.15	64.92	71.79	65.13	65.86	65.18
50000	150	64.76	64.74	64.81	64.68	71.60	64.80	65.23	64.79
100000	150	64.72	64.72	64.76	64.46	71.90	64.73	64.93	64.66
2000	200	65.01	64.85	65.41	65.67	70.68	65.89	69.40	67.00
10000	200	64.67	64.61	64.72	64.65	71.37	64.86	66.74	65.31
25000	200	64.93	64.91	65.03	64.92	71.78	65.04	66.11	65.17
50000	200	64.65	64.64	64.70	64.68	71.59	64.70	65.45	64.77
100000	200	64.60	64.59	64.64	64.46	71.90	64.62	65.09	64.63

Table 10: Mean squared error, of the normal means estimates, times 100 , averaging over 20 Monte Carlo simulations, for different methods given samples from density example 4

n	D	L2-D	L1-D	PR	MN	Efron	GMLEBIP	SC	BG
2000	150	80.07	80.31	80.53	80.71	80.61	81.37	85.55	81.91
10000	150	79.24	79.32	79.33	79.15	79.83	79.56	81.47	79.82
25000	150	79.66	79.70	79.72	79.82	80.25	79.81	81.00	79.91
50000	150	79.07	79.09	79.11	79.68	79.66	79.16	79.99	79.20
100000	150	79.11	79.12	79.13	79.48	79.68	79.14	79.71	79.17
2000	200	80.12	80.22	80.46	80.71	80.62	81.37	85.92	81.93
10000	200	79.23	79.27	79.30	79.15	79.83	79.54	81.82	79.81
25000	200	79.64	79.66	79.67	79.82	80.25	79.77	81.25	79.90
50000	200	79.05	79.06	79.08	79.68	79.66	79.13	80.20	79.20
100000	200	79.08	79.09	79.09	79.48	79.68	79.11	79.88	79.17