

# POLICY DISTILLATION

Andrei A. Rusu, Sergio Gómez Colmenarejo, Çağlar Gülçehre\*, Guillaume Desjardins, James Kirkpatrick, Razvan Pascanu, Volodymyr Mnih, Koray Kavukcuoglu & Raia Hadsell

Google DeepMind

London, UK

{andreirusu, sergomez, gdesjardins, kirkpatrick, razp, vmnih, korayk, raia}@google.com, gulcehrc@iro.umontreal.ca

## ABSTRACT

Policies for complex visual tasks have been successfully learned with deep reinforcement learning, using an approach called deep Q-networks (DQN), but relatively large (task-specific) networks and extensive training are needed to achieve good performance. In this work, we present a novel method called *policy distillation* that can be used to extract the policy of a reinforcement learning agent and train a new network that performs at the expert level while being dramatically smaller and more efficient. Furthermore, the same method can be used to consolidate multiple task-specific policies into a single policy. We demonstrate these claims using the Atari domain and show that the multi-task distilled agent outperforms the single-task teachers as well as a jointly-trained DQN agent.

## 1 INTRODUCTION

Recently, advances in deep reinforcement learning have shown that policies can be encoded through end-to-end learning from reward signals, and that these pixel-to-action policies can deliver super-human performance on many challenging tasks (Mnih et al., 2015). The deep Q-network (DQN) algorithm interacts with an environment, receiving pixel observations and rewards. At each step, an agent chooses the action that maximizes its predicted cumulative reward, and a convolutional network is trained to approximate the optimal action-value function. The DQN algorithm requires long training times to train on a single task.

In this paper, we introduce *policy distillation* for transferring one or more action policies from Q-networks to an untrained network. The method has multiple advantages: network size can be compressed by up to 15 times without degradation in performance; multiple expert policies can be combined into a single multi-task policy that can outperform the original experts; and finally it can be applied as a real-time, online learning process by continually distilling the best policy to a target network, thus efficiently tracking the evolving Q-learning policy. The contribution of this work is to describe and discuss the policy distillation approach and to demonstrate results on (a) single game distillation, (b) single game distillation with highly compressed models, (c) multi-game distillation, and (d) online distillation.

Distillation was first presented as an efficient means for supervised model compression (Bucila et al., 2006), and it has since been extended to the problem of creating a single network from an ensemble model (Hinton et al., 2014). It also shows merit as an optimization method that acts to stabilize learning over large datasets or in dynamic domains (Shalev-Shwartz, 2014). It uses supervised regression to train a target network to produce the same output distribution as the original network, often using a less peaked, or ‘softened’ target distribution. We show that distillation can also be used in the context of reinforcement learning (RL), a significant discovery that belies the commonly held belief that supervised learning cannot generalize to sequential prediction tasks (Barto and Dietterich, 2004).

Distillation has been traditionally applied to networks whose outputs represent class probabilities. In reinforcement learning, however, the neural network encodes action values, which are real-valued and unbounded and whose scale depends on the expected future rewards in the game. They are

\*While interning at Google DeepMind. Other affiliation: Université de Montréal, Montréal, Canada.

be blurred and non-discriminative when multiple actions have similar consequences but sharp and discriminative when actions are important. These traits make distillation difficult to apply.

## 2 PREVIOUS WORK

This work is related to four different research areas: model compression using distillation, deep reinforcement learning, multi-task learning and imitation learning. The concept of model compression through training a student network using the outputs of a teacher network was first suggested by Bucila et al. (2006), who proposed it as a means of compressing a large ensemble model into a single network. In an extension of this work, Ba and Caruana (2014) used compression to transfer knowledge from a deep network to a shallow network. Other authors applied the same concept in somewhat different ways: Liang et al. (2008) proposed an approach for training a fast logistic regression model using data labeled by a slower structured-output CRF model; Menke and Martinez (2009) used model transfer as a regularization technique. Hinton et al. (2014) introduced the term *distillation* and suggested raising the temperature of the softmax distribution in order to transfer more knowledge from teacher to student network. Distillation has since been applied in various ways (Li et al., 2014; Romero et al., 2014; Chan et al., 2015; Wang et al., 2015; Tang et al., 2015), however it has not been applied to sequential prediction or reinforcement learning problems.

In reinforcement learning, several approaches have been proposed to learn a policy by regression to a teacher’s signal, which is often referred to as imitation learning. Often, the teacher signal comes from a model-based algorithm, for example in regret-based approximate policy iteration (Lazaric et al., 2010) or by using Monte Carlo tree search as an oracle Guo et al. (2014). In the latter case it was shown that superhuman Atari scores could be achieved by regressing to the policy suggested by a UCT (Kocsis and Szepesvári, 2006) algorithm. This work is related to ours, but it requires a model of the game which has access to the true state, rather than learning directly from observations. The classification-based policy iteration (CAPI) framework (Farahmand et al., 2012) is another approach to imitation learning which does not require a model-based teacher. It is possible to view a single iteration of CAPI as policy distillation using a particular loss function (i.e. weighing classification of actions by the action gap). Another algorithm to tackle imitation learning is DAGGER Ross et al. (2010). In DAGGER the student policy generates some of the training trajectories, whereas in this work the trajectories are entirely produced by the teacher policy.

Multi-task learning (Caruana, 1997) is often described as a method for improving generalization performance by leveraging a fairly limited number of *similar* tasks as a shared source of inductive bias. Typically, such tasks need to be defined on the same input distribution. Although Atari games share a common input modality, their images are very diverse and do not share a common statistical basis (as opposed to natural images), making multi-task learning much more difficult. We show that model compression and distillation can alleviate such issues.

## 3 APPROACH

Before describing *policy distillation*, we will first give a brief review of deep Q-learning, since DQN serves as both the baseline for performance comparisons as well as the teacher for the policy distillation. Note that the proposed method is not tied to DQN and can be applied to models trained using other RL algorithms. After the DQN summary, we will describe policy distillation for single and multiple tasks.

### 3.1 DEEP Q-LEARNING

DQN is a state-of-the-art model-free approach to reinforcement learning using deep networks, in environments with discrete action choices, which has achieved super-human performance on a large collection of diverse Atari 2600 games (Mnih et al., 2015). In deep Q-learning, a neural network is optimized to predict the average discounted future return of each possible action given a small number of consecutive observations. The action with the highest predicted return is chosen by the agent. Thus, given an environment  $\mathcal{E}$  whose interface at timestep  $i$  comprises **actions**  $a_i \in \mathcal{A} = \{1, \dots, K\}$ , **observations**  $x_i \in \mathcal{R}^d$ , and **rewards**  $r_i \in \mathcal{R}$ , we define a sequence  $s_t = x_1, a_1, x_2, a_2, \dots, a_{t-1}, x_t$  and a future return at time  $t$  with discount  $\gamma$ :  $R_t = \sum_{t'=t}^T \gamma^{t'-t} r_{t'}$ .

The  $Q$  function gives the maximum expected return after seeing sequence  $s$  and choosing action  $a$ :  $Q^*(s, a) = \max_{\pi} \mathbb{E}[R_t | s_t = s, a_t = a, \pi]$ , where  $\pi$  is an action policy, a mapping from sequences to actions. In order to train a convolutional neural net to approximate  $Q^*(s, a)$ , DQN minimizes the following loss, using samples  $(s, a, r, s')$  drawn from a replay memory:

$$L_i(\theta_i) = \mathbb{E}_{(s,a,r,s') \sim U(D)} \left[ \left( r + \gamma \max_{a'} Q(s', a'; \theta_i^-) - Q(s, a; \theta_i) \right)^2 \right].$$

The use of a replay memory to decorrelate samples is a critical element of DQN, as is the use of a *target network*, an older version of the parameters ( $\theta_i^-$ ). Both mechanisms help to stabilize learning.

### 3.2 SINGLE-GAME POLICY DISTILLATION

Distillation is a method to transfer knowledge from a *teacher* model  $T$  to a *student* model  $S$ . The distillation targets from a classification network are typically obtained by passing the weighted sums of the last network layer through a softmax function. Figure 1 illustrates this with examples from two Atari games, and Figure 2(a) depicts the distillation process. In order to transfer more of the knowledge of the network, the teacher outputs can be softened by passing the network output through a relaxed (higher temperature) softmax than the one that was used for training. For a selected temperature  $\tau$ , the new teacher outputs are thus given by  $\text{softmax}(\frac{\mathbf{q}^T}{\tau})$ , where  $\mathbf{q}^T$  is the vector of Q-values of  $T$ . These can be learned by  $S$  using regression.

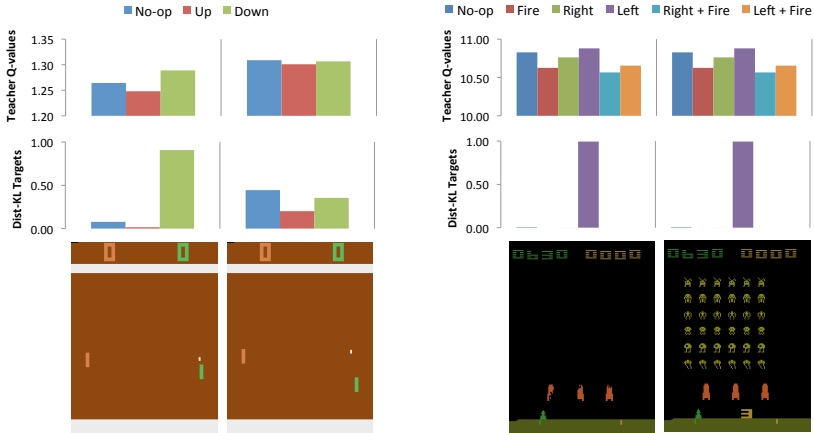


Figure 1: Example frames from two Atari games, with the Q-values output by DQN (top) and the distillation targets after softmax (middle). For Pong, the two frames only differ by a few pixels yet the Q-values are different. In the Space Invaders example, the input frames are very different yet the Q-values are very similar. In both games the softmax sharpens the targets, making it easier for the student to learn.

In the case of transferring a Q-function rather than a classifier, however, predicting Q-values of all actions given the observation is a difficult regression task. For one, the scale of the Q-values may be hard to learn because it is not bounded and can be quite unstable. Further, it is computationally challenging in general to compute the action values of a fixed policy because it implies solving the Q-value evaluation problem. On the other hand, training  $S$  to predict only the single best action is also problematic, since there may be multiple actions with similar Q-values.

To test this intuition we consider three methods of policy distillation from  $T$  to  $S$ . In all cases we assume that the teacher  $T$  has been used to generate a dataset  $\mathcal{D}^T = \{(s_i, \mathbf{q}_i)\}_{i=0}^N$ , where each sample consists of a short observation sequence  $s_i$  and a vector  $\mathbf{q}_i$  of unnormalized Q-values with one value per action. The first method uses only the highest valued action from the teacher,  $a_{i,best} = \text{argmax}(\mathbf{q}_i)$ , and the student model is trained with a negative log likelihood loss (NLL) to predict the same action:

$$L_{\text{NLL}}(\mathcal{D}^T, \theta_S) = - \sum_{i=1}^{|\mathcal{D}|} \log P(a_i = a_{i,best} | x_i, \theta_S)$$

In the second case, we train using a mean-squared-error loss (MSE). The advantage of this objective is that it preserves the full set of action-values in the resulting student model. In this loss,  $\mathbf{q}^T$  and  $\mathbf{q}^S$  are the vectors of Q-values from the teacher and student networks respectively.

$$L_{MSE}(\mathcal{D}^T, \theta_S) = \sum_{i=1}^{|\mathcal{D}|} \|\mathbf{q}_i^T - \mathbf{q}_i^S\|_2^2.$$

In the third case, we adopt the distillation setup of Hinton et al. (2014) and use the Kullback-Leibler divergence (KL) with temperature  $\tau$ :

$$L_{KL}(\mathcal{D}^T, \theta_S) = \sum_{i=1}^{|\mathcal{D}|} \text{softmax}\left(\frac{\mathbf{q}_i^T}{\tau}\right) \ln \frac{\text{softmax}\left(\frac{\mathbf{q}_i^T}{\tau}\right)}{\text{softmax}\left(\mathbf{q}_i^S\right)}$$

In the traditional classification setting, the output distribution of  $\mathbf{q}^T$  is very peaked, so softening the distribution by raising the temperature of the softmax allows more of the secondary knowledge to be transferred to the student. In the case of policy distillation, however, the outputs of the teacher are not a distribution, rather they are the expected future discounted reward of each possible action. Rather than soften these targets, we expect that we may need to make them sharper.

### 3.3 MULTI-TASK POLICY DISTILLATION

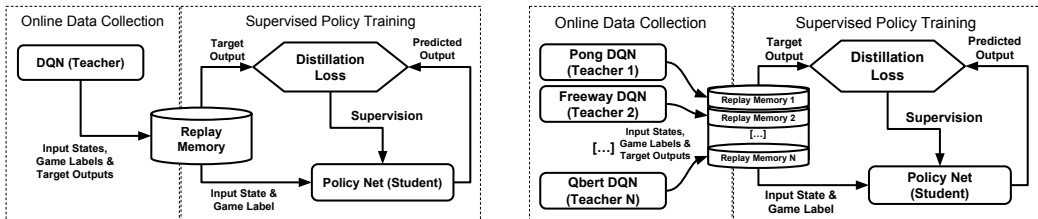


Figure 2: (a) Single-task data collection and policy distillation. The DQN agent periodically adds gameplay to the replay memory while the student network is trained. (b) Multi-task data collection and policy distillation.

The approach for multi-task policy distillation, illustrated in Figure 2(b), is straightforward. We use  $n$  DQN single-game experts, each trained separately. These agents produce inputs and targets, just as with single-game distillation, and the data is stored in separate memory buffers. The distillation agent then learns from the  $n$  data stores sequentially, switching to a different one every episode. Since different tasks often have different action sets, a separate output layer (called the controller layer) is trained for each task and the id of the task is used to switch to the correct output during both training and evaluation. We also experiment with both the KL and NLL distillation loss functions for multi-task learning.

An important contribution of this work is to compare the performance of multi-task DQN agents with multi-task *distillation* agents. For multi-task DQN, the approach is similar to single-game learning: the network is optimized to predict the average discounted return of each possible action given a small number of consecutive observations. Like in multi-task distillation, the game is switched every episode, separate replay memory buffers are maintained for each task, and training is evenly interleaved between all tasks. The game label is used to switch between different output layers as in multi-task DQN, thus enabling a different output layer, or controller, for each game. With this architecture in place, the multi-task DQN loss function remains identical to single-task learning.

Even with the separate controllers, multi-game DQN learning is extremely challenging for Atari games and DQN generally fails to reach full single-game performance on the games. We believe this is due to interference between the different policies, different reward scaling, and the inherent instability of learning value functions.

Policy distillation may offer a means of combining multiple policies into a single network without the damaging interference and scaling problems. Since policies are compressed and refined during the distillation process, we surmise that they may also be more effectively combined into a single network. Also, policies are inherently lower variance than value functions, which should help performance and stability (Greensmith et al., 2004).

## 4 RESULTS AND DISCUSSION

A brief overview of the training and evaluation setup is given below; complete details are in Appendix A.

### 4.1 TRAINING AND EVALUATION

Single task policy distillation is a process of data generation by the *teacher* network (a trained DQN agent) and supervised training by the *student* network, as illustrated in Figure 2(a). For each game we trained a separate DQN agent, as reported in Mnih et al. (2015). Each agent was subsequently fixed (no Q-learning) and used as a teacher for a single student policy network. The DQN teacher’s outputs (Q-values for all actions) alongside the inputs (images) were held in a buffer. We employed a similar training procedure for multi-task policy distillation, as shown in Figure 2(b).

The network used to train the DQN agents is described in (Mnih et al., 2015). The same network was used for the student, except for the compression experiments which scaled down the number of units in each layer. A larger network (four times more parameters, with an additional fully connected layer) was used to train on multi-task distillation with 10 games. The multi-task networks had a separate MLP output (controller) layer for each task. See Appendix A for full details of training procedure and networks.

Because many Atari games are highly deterministic, a learner could potentially memorize and reproduce action sequences from a few starting points. To rigorously test the generalization capability of both DQN teachers and distilled agents we followed the evaluation techniques introduced by Nair et al. (2015) and adopted by subsequent research (van Hasselt et al.), in which professional human expert play was used to generate starting states for each game. Any points accumulated by the human expert until that time were discarded, thus the agent scores are not directly comparable to null-op evaluations previously reported. Since the agent is not in control of the distribution over starting states, nor do we generate any training data using human trajectories, we assert that high scores imply good levels of generalization.

Ten popular Atari games were selected and fixed before starting this research. These particular games were chosen in order to sample the diverse levels of DQN performance seen on the full collection, from super-human play (e.g. Breakout, Space Invaders) to below human level (Q\*bert, Ms.Pacman).

### 4.2 SINGLE-GAME POLICY DISTILLATION RESULTS

In this section we show that the Kullback-Leibler (KL) cost function leads to the best-performing student agents, and that these distilled agents outperform their DQN teachers on most games. Table 1 compares the effectiveness of different policy distillation cost functions in terms of generalization performance on four Atari games, while keeping the same network architecture as DQN. Only four games were used for this experiment in order to establish parameters for the loss functions which are then fixed across other experiments (which use ten games). Note that the evaluation uses human starting points to robustly test generalization (see Section 4.1).

Table 1: Comparison of learning criteria used for policy distillation from DQN teachers to students with identical network architectures: MSE (mean squared error), NLL (negative log likelihood), and KL (Kullback-Leibler divergence). Best relative scores are outlined in bold.

	DQN	Dist-MSE		Dist-NLL		Dist-KL	
	score	score	%DQN	score	%DQN	score	%DQN
<b>Breakout</b>	303.9	102.9	33.9	235.9	77.6	287.8	<b>94.7</b>
<b>Freeway</b>	25.8	25.7	99.4	26.2	101.4	26.7	<b>103.5</b>
<b>Pong</b>	16.2	15.3	94.4	15.4	94.9	16.3	<b>100.9</b>
<b>Q*bert</b>	4589.8	5607.3	122.2	6773.5	147.6	7112.8	<b>155.0</b>

Students trained with a MSE loss performed worse than KL or NLL, even though we are successfully minimizing the squared error. This is not surprising considering that greedy action choices can be made based on very small differences in Q-values, which receive low weight in the MSE cost. Such

situations are not uncommon in Atari games. Mean discounted future returns are very similar in a large number of states when coupled with control at a fine temporal resolution or very sparse rewards. This is an intrinsic property of Q-functions, which, coupled with residual errors of non-linear function approximation during DQN training, make MSE a poor choice of loss function for policy distillation.

At the other end of the spectrum, using the NLL loss assumes that a single action choice is correct at any point in time, which is not wrong in principle, since any optimal policy is always deterministic if rewards are not stochastic. However, without an optimal teacher, minimizing the NLL could amplify the noise inherent in the teacher’s learning process.

Passing Q-values through a softmax function with a temperature parameter and minimizing the KL divergence cost strikes a convenient balance between these two extremes. We determine empirically that a low temperature  $\tau = 0.01$  is best suited for distillation in this domain. Given the performance of the KL loss, we did not experiment with other possibilities, such as combining the NLL and MSE criteria.

### 4.3 POLICY DISTILLATION WITH MODEL COMPRESSION

In the single game setting, we also explore model compression through distillation. DQN networks are relatively large, in part due to optimization problems such as local minima that are alleviated by overcomplete models. It is also due to Q-learning, which comprises many consecutive steps of value iteration and policy improvement, thus requiring that the same deep network must represent a whole sequence of different policies before convergence. In practice DQN benefits considerably from increased network capacity, but it is likely that the final policy does not require all, or indeed, most of this capacity.

We evaluate single-game distilled agents and DQN teachers using 10 different Atari games, using student networks that were significantly smaller (25%, 7%, and 4% of the DQN network parameters). The distilled agents which are four times smaller than DQN (Dist-KL-net1, 428,000 parameters) actually outperform DQN, as shown in Figure 3. Distilled agents with 15 times fewer parameters perform on par with their DQN teachers. Even the smallest distilled agent (Dist-KL-net3, 62,000 parameters) achieves a mean of 84%. Details of the networks are given in Appendix A.

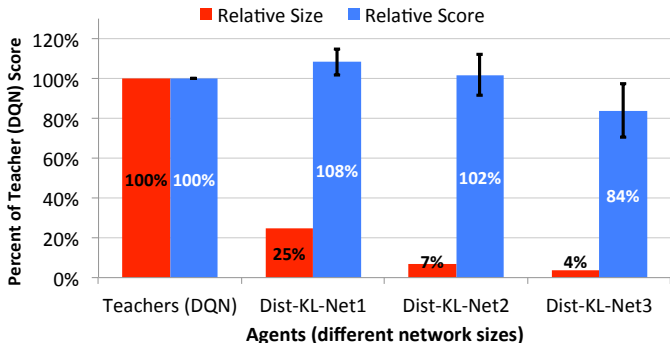


Figure 3: Scores and sizes of distilled agents, both relative to their respective DQN teachers. We report the geometric mean over 10 Atari games, with error bars showing the 95% confidence interval. A detailed results table is given in Appendix B

These results suggest that DQN could benefit from a reduced capacity model or regularization. However, it has been found that training a smaller DQN agent results in considerably lower performance across games (Mnih et al., 2013). We speculate that training a larger network accelerates the policy iteration cycle (Sutton and Barto, 1998) of DQN. Intuitively, once DQN performs actions resulting in a high empirical return, it is essential that the values of the novel trajectory are quickly estimated. A learner with limited capacity can be very inefficient at exploiting such potential, because high returns are often present in a minor fraction of its interactions with the environment. Hence, strong regularization could hinder the discovery of better policies with DQN.

Table 2: Performance of a distilled multi-task agent on 10 Atari games. The agent is a single network that achieves 89.3% of the generalization score of 10 single-task DQN teachers, computed as a geometric mean.

	DQN	Multi-Dist-KL	
	score	score	% DQN
<b>Beamrider</b>	8672.4	4789.0	55.2
<b>Breakout</b>	303.9	216.0	71.1
<b>Enduro</b>	475.6	613.0	128.9
<b>Freeway</b>	25.8	26.6	102.9
<b>Ms.Pacman</b>	763.5	681.8	89.3
<b>Pong</b>	16.2	16.1	99.6
<b>Q*bert</b>	4589.8	6098.3	132.9
<b>Seaquest</b>	2793.3	4320.7	154.7
<b>Space Invaders</b>	1449.7	461.1	31.8
<b>Riverraid</b>	4065.3	4326.8	106.4
<b>Geometric Mean</b>			89.3

#### 4.4 MULTI-GAME POLICY DISTILLATION RESULTS

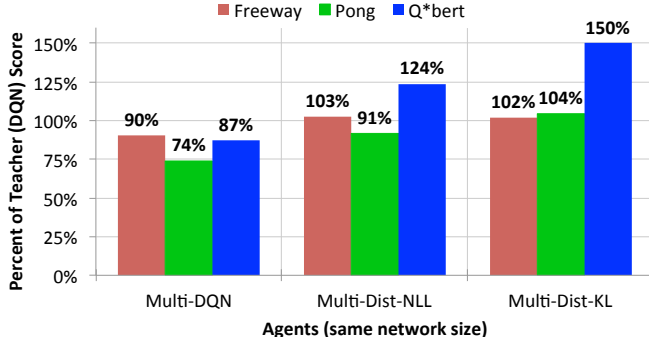


Figure 4: Performance of multi-task agents with identical network architecture and size, relative to respective single-task DQN teachers. A detailed results table is given in Appendix B

We train a multi-task DQN agent using the standard DQN algorithm applied to interleaved experience from three games (Multi-DQN), and compare it against distilled agents (Multi-Dist) which were trained using targets from three different single-game DQN teachers (see Figure 4). All three agents are using an identical multi-controller architecture of comparable size to a single teacher network. About 90% of parameters are shared, with only 3 small MLP “controllers” on top which are task specific and allow for different action sets between different games.

The multi-task DQN agent learns the three tasks to 83.5% of single-task DQN performance (see Figure 4). In contrast, both distilled agents perform better than their DQN teachers, with mean scores of 105.1% for Multi-Dist-NLL and 116.9% for Multi-Dist-KL. There is a ceiling effect on Freeway and Pong, since the single-task DQN teachers are virtually optimal, but we do see a considerable improvement on Q\*bert, with as much as 50% higher scores for Multi-Dist-KL.

We use the same approach to distill 10 Atari games into a single student network that is four times larger than a single DQN. As can be seen from Table 2, this is quite successful, with three of the games achieving much higher scores than the teacher and an overall relative performance of 89.3%. We don’t offer a comparison to a jointly trained, 10 game DQN agent, as was done for the three game set, because in our preliminary experiments DQN failed to reach higher-than-chance performance on most of the games. This highlights the challenges of multi-task reinforcement learning and supports our findings on the three game set (Figure 4).

#### 4.5 ONLINE POLICY DISTILLATION RESULTS

As a final contribution, we investigated online policy distillation, where the student must track the DQN teacher during Q-learning. It was not obvious whether this effort would be successful, since it

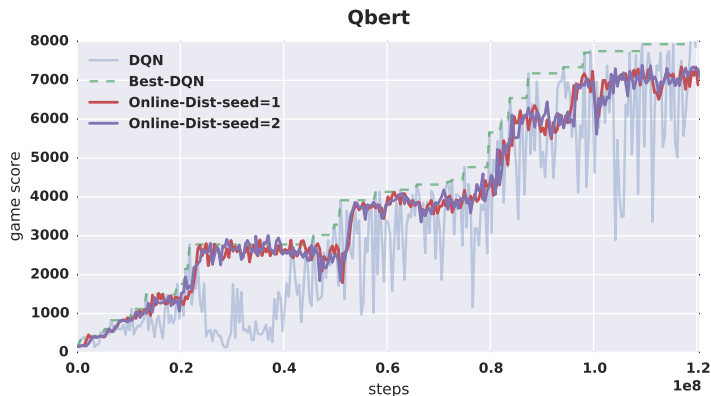


Figure 5: Online Policy Distillation during DQN learning (pale blue) on Q\*bert. The current best DQN policy to date (green) is distilled into a new network during DQN training. Showing online distillation experiments with 2 initial random seeds and the same learning rate across runs.

has been observed that the DQN policy changes dramatically throughout training as different parts of the game are explored and mastered. To test this, DQN was trained normally and the network was periodically saved if it attained a new high score. This network was then used by the distillation learner until updated by a higher DQN score. The results of this experiment are shown in Figure 5. The learning curves show the high-variance DQN score, the best-so-far score, and the score reached by two distillation agents initialized with different seeds. The distilled agent is much more stable than the DQN teacher and achieves similar or equal performance on all games (see Appendix C for additional examples of online distillation).

## 5 DISCUSSION

In this work we have applied distillation to policy learnt in deep Q-networks. This procedure has been used for three distinct purposes: (1) to compress policies learnt on single games in smaller models, (2) to build agents that are capable of playing multiple games, (3) to improve the stability of the DQN algorithm by distilling online the policy of the best performing agent. We have shown that in the RL setting, special care must be taken to choose the correct loss function for distillation and have observed that the best results are obtained by weighing action classification by a soft-max of the action-gap, similarly to what is suggested by the CAPI framework Farahmand et al. (2012). Our results show that distillation can be applied to reinforcement learning, even without using an iterative approach and without allowing the student network to control the data distribution it is trained on. The fact that the distilled policy can yield better results than the teacher confirms the growing body of evidence that distillation is a general principle for model regularization.

## REFERENCES

- Jimmy Ba and Rich Caruana. Do deep nets really need to be deep? In *Advances in Neural Information Processing Systems (NIPS)*, pages 2654–2662. Curran Associates, Inc., 2014.
- A. G. Barto and T. G. Dietterich. Handbook of learning and approximate dynamic programming. Wiley-IEEE Press, 2004.
- Cristian Bucila, Rich Caruana, and Alexandru Niculescu-Mizil. Model compression. In *KDD*, pages 535–541. ACM, 2006.
- Rich Caruana. Multitask learning. *Mach. Learn.*, 28(1):41–75, July 1997.
- William Chan, Nan Rosemary Ke, and Ian Lane. Transferring knowledge from a rnn to a dnn. *arXiv preprint arXiv:1504.01483*, 2015.
- Amir-massoud Farahmand, Doina Precup, and Mohammad Ghavamzadeh. Generalized classification-based approximate policy iteration. In *Tenth European Workshop on Reinforcement Learning (EWRL)*, volume 2, 2012.



- Philip J. Fleming and John J. Wallace. How not to lie with statistics: The correct way to summarize benchmark results. *Commun. ACM*, 29(3):218–221, March 1986.
- Evan Greensmith, Peter L. Bartlett, and Jonathan Baxter. Variance reduction techniques for gradient estimates in reinforcement learning. *Journal of Machine Learning Research (JMLR)*, pages 1471–1530, 2004.
- Xiaoxiao Guo, Satinder P. Singh, Honglak Lee, Richard L. Lewis, and Xiaoshi Wang. Deep learning for real-time atari game play using offline monte-carlo tree search planning. In *Advances in Neural Information Processing Systems (NIPS)*, pages 3338–3346, 2014.
- G. Hinton, O. Vinyals, and J. Dean. Distilling the Knowledge in a Neural Network. *Deep Learning and Representation Learning Workshop, NIPS*, 2014.
- Levente Kocsis and Csaba Szepesvári. Bandit based monte-carlo planning. In *Machine Learning: ECML 2006*, pages 282–293. Springer, 2006.
- Alessandro Lazaric, Mohammad Ghavamzadeh, and Rémi Munos. Analysis of a classification-based policy iteration algorithm. In *ICML-27th International Conference on Machine Learning*, pages 607–614. Omnipress, 2010.
- Jinyu Li, Rui Zhao, Jui-Ting Huang, and Yifan Gong. Learning small-size dnn with output-distribution-based criteria. In *Proc. Interspeech*, 2014.
- Percy Liang, Hal Daum III, and Dan Klein. Structure compilation: trading structure for features. In *Proceedings of International Conference on Machine Learning (ICML)*, 2008.
- Joshua Menke and Tony Martinez. Improving supervised learning by adapting the problem to the learner. *International Journal of Neural Systems*, 19(01):1–9, 2009.
- Volodymyr Mnih, Koray Kavukcuoglu, David Silver, Alex Graves, Ioannis Antonoglou, Daan Wierstra, and Martin A. Riedmiller. Playing atari with deep reinforcement learning. *Deep Learning Workshop, NIPS*, 2013.
- Volodymyr Mnih, Koray Kavukcuoglu, David Silver, Andrei A. Rusu, Joel Veness, Marc G. Bellemare, Alex Graves, Martin Riedmiller, Andreas K. Fidjeland, Georg Ostrovski, Stig Petersen, Charles Beattie, Amir Sadik, Ioannis Antonoglou, Helen King, Dharshan Kumaran, Daan Wierstra, Shane Legg, and Demis Hassabis. Human-level control through deep reinforcement learning. *Nature*, 518(7540):529–533, 02 2015.
- Arun Nair, Praveen Srinivasan, Sam Blackwell, Cagdas Alcicek, Rory Fearon, Alessandro De Maria, Vedavyas Panneershelvam, Mustafa Suleyman, Charles Beattie, Stig Petersen, Shane Legg, Volodymyr Mnih, Koray Kavukcuoglu, and David Silver. Massively parallel methods for deep reinforcement learning. *CoRR*, abs/1507.04296, 2015.
- Adriana Romero, Nicolas Ballas, Samira Ebrahimi Kahou, Antoine Chassang, Carlo Gatta, and Yoshua Bengio. Fitnets: Hints for thin deep nets. *arXiv preprint arXiv:1412.6550*, 2014.
- Stéphane Ross, Geoffrey J Gordon, and J Andrew Bagnell. A reduction of imitation learning and structured prediction to no-regret online learning. *arXiv preprint arXiv:1011.0686*, 2010.
- S. Shalev-Shwartz. SelfieBoost: A Boosting Algorithm for Deep Learning. *ArXiv e-prints*, November 2014.
- Richard S. Sutton and Andrew G. Barto. *Introduction to Reinforcement Learning*. MIT Press, Cambridge, MA, USA, 1st edition, 1998.
- Zhiyuan Tang, Dong Wang, Yiqiao Pan, and Zhiyong Zhang. Knowledge transfer pre-training. *arXiv preprint arXiv:1506.02256*, 2015.
- T. Tieleman and G. Hinton. Lecture 6.5—RmsProp: Divide the gradient by a running average of its recent magnitude. COURSERA: Neural Networks for Machine Learning, 2012.
- L.J.P. van der Maaten and G.E. Hinton. Visualizing high-dimensional data using t-sne. *Journal of Machine Learning Research (JMLR)*, 2008.
- Hado van Hasselt, Arthur Guez, and David Silver. Deep reinforcement learning with double q-learning. In *Proceedings of the AAAI Conference on Artificial Intelligence*.
- Dong Wang, Chao Liu, Zhiyuan Tang, Zhiyong Zhang, and Mengyuan Zhao. Recurrent neural network training with dark knowledge transfer. *arXiv preprint arXiv:1505.04630*, 2015.

## A EXPERIMENTAL DETAILS

**Policy Distillation Training Procedure** Online data collection during policy distillation was performed under similar conditions to agent evaluation in Mnih et al. (2015). The DQN agent plays a random number of null-ops (up to 30) to initialize the episode, then acts greedily with respect to its Q-function, except for 5% of actions, which are chosen uniformly at random. Episodes can last up to 30 minutes of real-time play, or 108,000 frames. The small percentage of random actions leads to diverse game trajectories, which improves coverage of a game’s state space.

We recorded the DQN teacher’s outputs (Q-values for all valid actions) and inputs (emulator frames) into a *replay memory* with a capacity of 10 hours of real-time gameplay (540,000 control steps at 15Hz). At the end of each new hour of teacher gameplay added to the replay memory we performed 10,000 minibatch updates on the student network. We used the RmsProp (Tieleman and Hinton, 2012) variation of minibatch stochastic gradient descent to train student networks. Results were robust for primary learning rates between  $1.0e^{-4}$  and  $1.0e^{-3}$ , with maximum learning rates between  $1.0e^{-3}$  and  $1.0e^{-1}$ . We chose hyper-parameters using preliminary experiments on 4 games. The reported results consumed 500 hours of teacher gameplay to train each student, less than 50% of the amount that was used to train each DQN teacher. Using modern GPUs we can refresh the replay memory and train the students much faster than real-time, with typical convergence in a few days. With multi-task students we used separate replay memories for each game, with the same capacity of 10 hours, and the respective DQN teachers took turns adding data. After one hour of gameplay the student is trained with 10,000 minibatch updates (each minibatch is drawn from a randomly chosen single game memory). The same 500 hour budget of gameplay was used for all but the largest network, which used 34,000 hours of experience over 10 games.

**Distillation Targets** Using DQN outputs we have defined three types of training targets that correspond to the three distillation loss functions discussed in Section 3. First, the teacher’s Q-values for all actions were used directly as supervised targets; thus, training the student consisted of minimizing the mean squared error (MSE) between the student’s and teacher’s outputs for each input state. Second, we used only the teacher’s highest valued action as a one-hot target. Naturally, we minimized the negative log likelihood (NLL) loss. Finally, we passed Q-values through a softmax function whose temperature ( $\tau = 0.01$ ) was selected empirically from [1.0, 0.1, 0.01, 0.001]. The resulting probabilities were used as targets by minimizing the Kullback-Leibler (KL) divergence between these “sharpened” action probabilities and the corresponding output distribution predicted by the student policy. We went on to use the KL cost function for a majority of reported experiments, with a fixed hyper-parameter value. This choice was based on experiments described in subsection 4.2 which were performed on 4 out of the 10 games considered.

**Network Architectures** Details of the architectures used by DQN and single-task distilled agents are given in table A1. Rectifier non-linearities were added between each two consecutive layers. We used one unit for each valid action in the output layer, which was linear. A final softmax operation was performed when distilling with NLL and KL loss functions.

Table A1: Network architectures and parameter counts of models used for single-task compression experiments.

Agent	Input	Conv. 1	Conv. 2	Conv. 3	F.C. 1	Output	Parameters
Teacher (DQN)	4	32	64	64	512	up to 18	1,693,362
Dist-KL-net1	4	16	32	32	256	up to 18	427,874
Dist-KL-net2	4	16	16	16	128	up to 18	113,346
Dist-KL-net3	4	16	16	16	64	up to 18	61,954

For compression experiments we scaled down the number of units in each layer without changing the basic architecture. The vast majority of saved parameters were in the fully connected layer on top of the convolutional stack.

The distinct characteristic of all multi-task experiments was the use of different MLP “controller” networks for each game, on top of shared representations. The specific details of these architectures are given in table A2. All results reported on 3 games used identical models of similar size with a single DQN teacher. A network 4 times larger than a teacher was trained using multi-task distillation on 10 games.

**Agent Evaluation** Professional human expert play was used to generate starting states for each game by sampling 100 random positions which occurred in the first 20% of each episode’s length. Agents are allowed to act for 30 minutes of real-time gameplay, or 108,000 frames, and they use a high value of  $\epsilon$  equal to 5%. We also do not compute a generalization score until the agent’s training process has ended.

Evaluating the performance of a multi-task agent is not trivial. Since each game has a different reward structure and somewhat arbitrary choice of reward scale, it is meaningless to compute an arithmetic mean of scores across games. Therefore, DQN generalization scores (published previously (van Hasselt et al.; Nair et al., 2015)) are

Table A2: Network architectures and parameter counts of models used for multi-task distillation experiments.

Agent	Input	Conv. 1	Conv. 2	Conv. 3	F.C. 1	F.C. 2	Output	Parameters
One Teacher (DQN)	4	32	64	64	512	n/a	up to 18	1,693,362
Multi-DQN/Dist (3 games)	4	32	64	64	512	128 (x3)	up to 18 (x3)	1,882,668
Multi-Dist-KL (10 games)	4	64	64	64	1500	128 (x10)	up to 18 (x10)	6,756,721

taken as a reference point and student scores are reported as a relative percentage. This way, performance on multiple games can be measured using the geometric mean (Fleming and Wallace, 1986).

## B SUPPORTING TABLES FOR POLICY DISTILLATION FIGURES

Table B1: Performance of single-task compressed networks on 10 Atari games. Best relative scores are outlined in bold.

	DQN	Dist-KL-net1		Dist-KL-net2		Dist-KL-net3	
	score	score	% DQN	score	% DQN	score	% DQN
<b>Beamrider</b>	8672.4	7552.8	<b>87.1</b>	7393.3	85.3	6521.2	75.2
<b>Breakout</b>	303.9	321.0	<b>105.6</b>	298.2	98.1	238.8	78.6
<b>Enduro</b>	475.6	677.9	<b>142.5</b>	672.2	141.3	556.7	117.1
<b>Freeway</b>	25.8	26.7	<b>103.5</b>	26.7	<b>103.5</b>	26.7	<b>103.5</b>
<b>Ms.Pacman</b>	763.5	782.5	<b>102.5</b>	659.9	86.4	734.3	96.2
<b>Pong</b>	16.2	16.3	100.6	16.8	<b>103.7</b>	15.7	96.9
<b>Q*bert</b>	4589.8	5947.3	129.6	5994.0	<b>130.6</b>	4952.3	107.9
<b>Riverraid</b>	4065.3	4442.7	<b>109.3</b>	4175.3	102.7	3417.9	84.1
<b>Seaquest</b>	2793.3	3986.6	142.7	4567.1	<b>163.5</b>	3838.3	137.4
<b>Space Invaders</b>	1449.7	1140.0	<b>78.6</b>	716.1	49.4	302.3	20.9
<b>Geometric Mean</b>			<b>108.3</b>		101.7		83.9

Table B2: Performance of multi-task distilled agents on 3 Atari games. Best relative scores are outlined in bold.

	DQN	Multi-DQN		Multi-Dist-NLL		Multi-Dist-KL	
	score	score	% DQN	score	% DQN	score	% DQN
<b>Freeway</b>	25.8	23.3	90.3	26.5	<b>102.7</b>	26.3	<b>102.0</b>
<b>Pong</b>	16.2	12.0	74.1	14.8	91.4	16.9	<b>104.4</b>
<b>Q*bert</b>	4589.8	3987.3	86.9	5678.0	123.7	6890.3	<b>150.1</b>
<b>Geometric Mean</b>			83.5		105.1		<b>116.9</b>

### C ADDITIONAL RESULTS USING ONLINE POLICY DISTILLATION

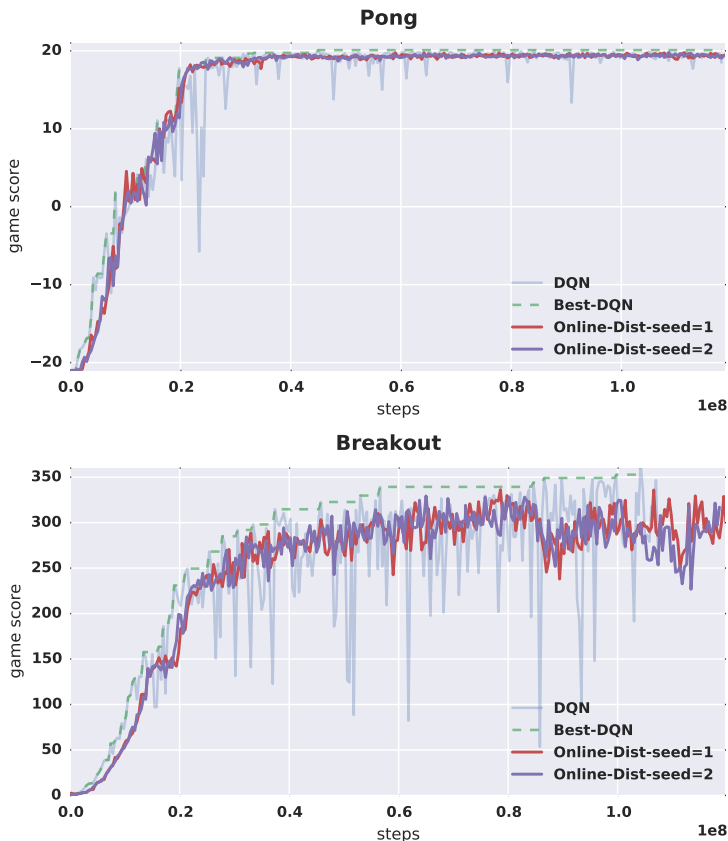


Figure C1: Online Policy Distillation during DQN learning (pale blue). The current best DQN policy to date (green) is distilled into a new network during DQN training. Showing online distillation experiments on 2 games, with 2 initial random seeds and the same learning rate across all runs.

### D VISUALIZATION OF REPRESENTATION OVER 10 ATARI GAMES




Figure D2: Shared embeddings learned using Multi-Dist-KL on data from 10 Atari games. Showing t-SNE visualizations (van der Maaten and Hinton, 2008) of activations in the first convolutional and last fully connected layers.

A visual interpretation of the representation learned by the multi-task distillation is given in Figure D2, where t-SNE embeddings of network activations from 10 different games are plotted with distinct colors. The embedding on the left suggests that statistics of low level representations (layer 1) may be game-specific, although

this may be due to the diversity of the inputs. The second embedding characterizes shared representations at the final network layer. While activations are still game-specific, we observe higher within-game variance of representations, which probably reflect output statistics.