

# Structure Inference Machines: Recurrent Neural Networks for Analyzing Relations in Group Activity Recognition

Zhiwei Deng    Arash Vahdat    Hexiang Hu    Greg Mori  
 School of Computer Science, Simon Fraser University, Canada  
 {zhiweid, avahdat, hexiangh}@sfu.ca, mori@cs.sfu.ca

## Abstract

Rich semantic relations are important in a variety of visual recognition problems. As a concrete example, group activity recognition involves the interactions and relative spatial relations of a set of people in a scene. State of the art recognition methods center on deep learning approaches for training highly effective, complex classifiers for interpreting images. However, bridging the relatively low-level concepts output by these methods to interpret higher-level compositional scenes remains a challenge. Graphical models are a standard tool for this task. In this paper, we propose a method to integrate graphical models and deep neural networks into a joint framework. Instead of using a traditional inference method, we instead use a sequential prediction approximation, modeled by a recurrent neural network. Beyond this, the appropriate structure for inference can be learned by imposing gates on edges between connections of nodes. Empirical results on group activity recognition demonstrate the potential of this model to handle highly structured learning tasks.

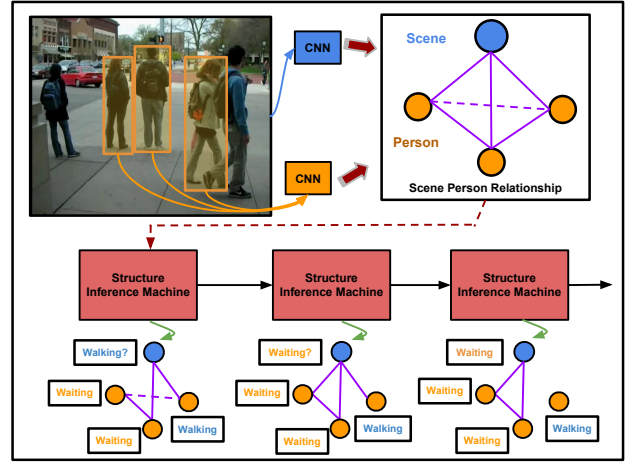


Figure 1. Structure learning in a deep network. Analyzing group activity requires reasoning about relations between the actions of individual people. Our structure inference machine iteratively reasons about which people in a scene are interacting and which are involved in a group activity.

## 1. Introduction

Relations between image entities are an important facet of higher-level visual understanding. Building relationships, such as the spatial distance between people in a scene, their relative motions, or concurrent actions can be used to drive recognition of higher-level activities. Models for interpreting such scenes require the need to accurately interpret image cues, determine relevant relations between entities, and infer the properties of these relations.

In this paper we present a general-purpose method for this task, illustrated in Fig. 1. The method builds upon deep networks for image analysis, endowing these networks with the ability to reason over structures and relationships. This is accomplished by building higher-level recurrent neural network structures that equip the model with the ability to perform inference over lower-level network outputs, in-

cluding learning structures that are effective for higher-level recognition tasks.

We ground the work by developing specific models for group activity analysis. Group activity analysis involves reasoning over individual people in a scene and considering their relations. Multiple people in a scene could either be performing the same action at the same time, or have varied actions and interactions that compose a collective activity. Effective models need to jointly consider the rich relations between components of visual appearance.

Standard approaches to this problem utilize graphical models to encode spatial relations and interactions. Recent work in this vein includes Choi et al. [8], who discover sub-groups of interacting people. Lan et al. [24] proposed a hierarchical graphical model that considers the interactions on the social role level. Hajimirsadeghi and Mori [17] tried to address the group activity recognition by proposing a gradient boosting training method for hCRF. Amer et al. [1]

adopted a HiRF model to perform recognition and detection simultaneously. More importantly, since a group of people often possesses a variety of configurations inside the group, the structures and interactions between people vary from group to group.

On another track, deep learning has proven successful in many computer vision applications, such as image classification, object recognition, and action recognition. On the image side, seminal work by Krizhevsky et al. [22] demonstrated the effectiveness of deep networks for object recognition; recent state of the art methods include GoogLeNet [30]. On the video side, Simonyan and Zisserman [19] proposed a two-stream convnet pipeline to apply deep learning to video analysis. Karpathy et al. [20] adopted varied fusion techniques in convolutional neural network to consider temporal information in video sequences. These methods have demonstrated the power of deep networks for classification tasks.

However, these models are trained to produce a flat classification output, categorizing an image/video according to the existence of a set of object/action labels. For highly compositional tasks such as group activity recognition, models reasoning over structures can bring benefits, allowing the classification of higher-level concepts built from recognition over lower-level entities.

The main contribution of this paper centers on developing a model that bridges from low-level classifications to higher-level compositions. We contribute an end-to-end trainable deep network that (1) classifies low-level image inputs according to their content, (2) refines these classifications by passing messages between outputs, (3) performs structure learning via gating functions that determine which outputs to connect, and (4) results in effective classification of high-level concepts.

## 2. Previous Work

This paper contributes a general-purpose deep learning inference machine and demonstrates its effectiveness for group activity recognition. In this section we review relevant work on modeling structures in deep learning and specific models deployed for group activity recognition.

**Deep Learning with Structures:** Recently, there have been several interesting approaches to address the problem of combining graphical models and deep neural networks, primarily in the context of semantic image segmentation. Chen et al. [6] proposed DeepLab, that feeds coarse responses at the final layer of a deep neural network to the CRF model proposed by Krähenbühl and Koltun [21]. Zheng et al. [34] proposed a CRF-RNN that trains the same model in an end-to-end fashion by transforming the approximate inference method [21] into a Recurrent Neural Network (RNN). Schwing and Urtasun [28] proposed an iterative procedure for end-to-end training of the CRF model.

We expand on this line of work by relaxing the assumptions that the underlying graphical model i) is fully connected and/or ii) has Gaussian kernels in the pairwise potential functions. Similarly, Chen et al. [7] extended to general MRFs using approximate inference. We use different inference techniques and enable structure learning.

Another line of work aims at modeling class relations in a graphical model that could be trained with a deep neural network. Deng et al. [13] proposed Hierarchy and Exclusion (HEX) graphs for modeling inclusion and exclusion relations between object classes and showed how these graphs could be used for computing HEX-based marginalized distributions of labels on top of a deep neural network. Ding et al. [15] extended HEX graphs to probabilistic HEX graphs modeled by Ising models and showed how standard Loopy Belief Propagation (LBP) can be used in the inference. Both works rely on a special-purpose graphical model that represents particular relations between binary variables with a pre-designed structure.

In the context of other structured problems, Bottou et al. [5] proposed Graph Transformer Networks to jointly optimize subtasks. In this work, it was assumed that exact inference can be performed during a forward-backward pass. Ross et al. [26] phrased structured prediction as a series of message passing steps. Tompson et al. [31] proposed a feed-forward neural network that mimics a single iteration of the message passing algorithm for a markov random field for the task of human body pose recognition. Zhang et al. [33] incorporate structured prediction as a loss layer in a neural network. Deng et al. [14] conduct message passing to do inference over a fixed structure for group activity recognition. In contrast to these approaches, we infer structure via a gated network, allowing the model to determine the appropriate connections to use for inference.

**Group Activity Recognition:** Group activity recognition is typically modeled as a structured prediction problem that considers both individual actions and interactions with other people in a scene. Many previous work have used various forms of graphical models to address this problem: hierarchical graphical models [2, 24, 25, 27, 9], AND-OR graphs [3, 16] and dynamic Bayesian networks [35] are among the popular models. Lan et al. [25] and Amer et al. [2] have shown the effectiveness of adaptive structures to the group activity recognition problem. Modeled by latent structure [25] or grouping nodes [2], an adaptive structure can adjust its structure to the most discriminative interactions in a scene. Shu et al. [29] reason about groups, roles, and events on top of noisy tracklets with a spatio-temporal AND-OR graph model. Kwak et al. [23] reason over temporal logic primitives in a quadratic programming formulation. These models are trained in a sophisticated training framework using shallow features and cannot easily be adopted in a deep learning framework. In this work, we pro-

pose a general framework for integrating graphical models into a deep neural network that is capable of adapting their structure in an instance-based approach.

### 3. Structure Inference Machine

Group activity recognition requires reasoning about structures. Interpreting an image of a scene of people involves determining what each individual person is doing and reasoning about their relations. These tasks are both challenging due to ambiguity in image features and uncertainty in determining relations between people. The ability to infer structures over the people in a scene is helpful for suppressing noise in the form of inaccurate human detections, mistaken low-level action recognition results, and spurious people not involved in a particular group activity.

Beyond group activity recognition, many other visual recognition tasks benefit from similar lines of reasoning. Detecting and classifying individual component elements can be improved by considering structured relations among them.

The question we address in this paper is how to model such structured relations. We take an approach building upon neural networks. Deep learning-based methods have benefits in highly effective low-level action recognition, and we want to utilize this effectiveness within an end-to-end trainable model for higher-level reasoning.

Two components are used to cast this problem as a neural network formulation.

#### 1. Recurrent neural networks for message passing.

Consider an individual person within an image of a scene. Ambiguity in inferring the action of the individual person is a fundamental problem. As per standard arguments around context [32, 12, 10, 25], using the actions of other people in the scene can help to disambiguate the action of this individual. We accomplish this by a recurrent neural network that aggregates cues about the actions of other people in a scene by repeatedly passing messages that refine estimates of an individual person’s action.

#### 2. Gating functions to learn structures.

Deciding who is interacting with whom in a group activity is an important part of inference. Sub-groups of people can be engaged in different activities [8]; individuals can be outliers compared to the group activity [25]. Reasoning over structures that determine connections between people in a scene can bring many benefits: which people are relevant to detecting the presence of an overarching group activity, which people provide context for which others. Within a neural network structure, we accomplish this by introducing trainable gating functions that can turn on and off connections between individual people in the scene.

In the remainder of this section we develop the details of our structure inference machine. First, we present the use of recurrent neural networks as a tool for inference in a group activity model in Sec. 3.1. The use of gating functions to learn structure is presented in Sec. 3.2. By un-tying weights in these networks, we can relax assumptions regarding the message passing, leading to a general structure inference machine presented in Sec. 3.4.

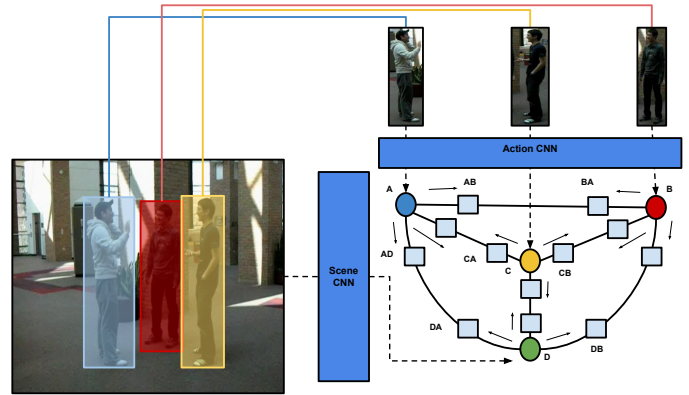


Figure 2. A group activity scenario represented as a graphical model. Estimates of individual person actions and a group activity are refined via message passing. The squares are “cavity messages”. These message units carry information from the source node and are propagated to the target node.

### 3.1. Group Activity Recognition with a Belief Propagation RNN

Group activity recognition contains abundant interactions among people in a highly structured scenario. People in a group are affected by each other in both implicit and explicit ways. A person may walk toward another person to have a conversation, or unconsciously follow a person when crossing the street. Given a set of persons  $\{I_i\}_{i=1}^N$  in a scene, a classifier (such as a CNN) can provide visual classification  $\{x_i\}_{i=1}^N$  of each image based on local observations. To build the relations between people, a typical graphical model for analyzing group activity is shown in Fig. 2. We use this graphical model to motivate our framework, and address the inference in a graphical model with varied potential functions on top of a deep neural network.

#### 3.1.1 Recurrent Networks for Refining Action/Activity Classification

On top of the individual person classifications  $\{x_i\}_{i=1}^N$ , we build a neural network structure which considers relations among entities to refine these classifications. This network structure is a recurrent neural network (RNN). In general, the RNN passes information amongst nodes representing

individual person classifications in order to facilitate contextual refinement of classification decisions.

In existing literature, RNNs have been adopted to model long range temporal information with complex interactions. Instead, in our work we use RNNs to model iterations of refinement of individual person classifications. Given the classification results of individual nodes  $\{x_i\}_{i=1}^N$  based on local visual observation, we incorporate information according to related nodes. Further classification of nodes is achieved by jointly considering both local information  $\{x_i\}$ , and contextual information, denoted as  $h$ .  $h$  is a general notation for the information coming from related nodes – initially any node in  $\{x_i\}$  could serve as contextual information for any other. In group activity recognition, this can model contextual relations between the actions of people in the scene. In every iteration of refinement, the values of the contextual information  $h$ , will be updated once. These values  $h$  represent refined estimates of individual human actions, while the inputs  $\{x_i\}$ , corresponding to visual observations of individual actions, remain fixed.

In a general formalism, we represent this iterative updating process as a recurrent neural network model:

$$h_t = f(W_{hh}h_{t-1} + W_{hx}x_i + W_{hs}s_{t-1} + b_h) \quad (1)$$

$$s_t = f(W_{hs}h_t + W_{xs}x_i + b_s) \quad (2)$$

where  $h_t$  is the contextual information at iteration  $t$ , and  $s_t$  is the classification results for nodes after considering contextual information  $h_t$ .  $f$  is an element-wise activation function for introducing non-linearity. At each time step,  $x_i$ , the output scores from a classifier, is a static input into the recurrent neural network model. The “hidden contextual information”  $h_t$  is updated by considering the previous contextual information  $h_{t-1}$ , the local observation  $x_i$ , and previous classification scores. Each step of the RNN involves a single pass of aggregating information from contextual persons within a scene to refine the scores of each individual. Over a series of iterations, RNNs are used to allow finer refinements of these scores. In this and all subsequent equations, variables  $W_{(\cdot)}$  refer to the neural network parameters which are to be learned.

However, how to ground the hidden information  $h_t$  into a graphical model still remains elusive. In the following section, we introduce a new perspective of the message passing algorithm, from which we build an inference model over a recurrent neural network.

### 3.1.2 Belief Propagation in an RNN

**Sequential Prediction:** A new perspective of viewing a message passing algorithm as a sequence of message unit predictions was introduced by Ross et al. [26]. A message unit in the algorithm is “cavity” information passed from a node to a target node. For example, in the Fig. 2, the

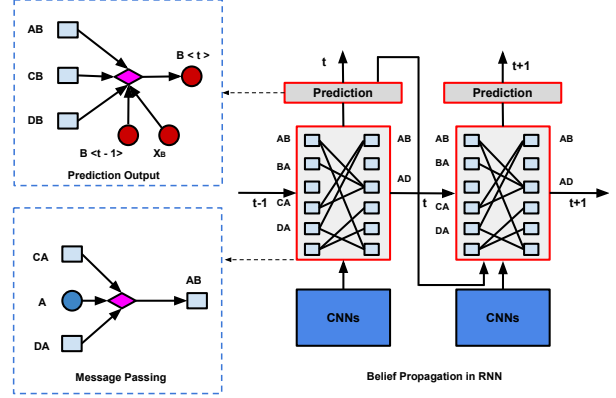


Figure 3. Reformulating message passing into a recurrent neural network. The recurrent neural network has two basic units: the message passing component sequentially updates messages according to previous inputs; the prediction layer uses all messages around each node to perform classifications.

message from person A to person B collects all information from the neighbourhood node aside from B, and is called a cavity message unit. As indicated by [26], the cavity message can be viewed as predicted results by other surrounding messages other than B. The distribution of a cavity message simply conforms to the distribution of the source node it comes from. For example, in Fig. 2, the “opinion” that person A sends to person B should include information from C, D, and person A himself.

Following this view, we propose to handle inference in a graphical model in a deep neural network (e.g. Convolutional Neural Network) by reformulating the message passing into an RNN, which sequentially produces messages in the graphical model. The varied type of potential functions used to describe the relations between nodes are built into the recurrent neural network. The property of weight sharing in a RNN ensures that each iteration is performing one step of the same message-passing routine.

In many applications of graphical models, pairwise relations are adopted to analyze the problem. Here, we explain our model based on pairwise connections between entities, though it generalizes beyond this setting. Given a graphical model which contains  $M$  edges, and multiple potential functions  $\{\phi_i\}_{i=1}^K$ , a corresponding set of prediction functions  $\{f_i\}_{i=1}^M$  is adopted to substitute  $\{\phi_i\}_{i=1}^K$  and capture related interactions between nodes. In the graphical model shown in Fig. 2, unary potential functions are used to describe the local observation for each person or scene image, while pairwise terms such as person-person interaction or person-scene interaction are adopted to model pairwise dependencies. For one potential function describing an edge, there are two messages in two opposite directions. And the number of prediction functions needed is determined

by whether the edge is linking two nodes of the same type. For example, for the person-person interaction potential, the nodes are homogeneous in this case and in either direction, only one type of predictor could be used to classify a person’s action. If there is more than one type of node, such as the person-scene interaction, two functions are needed to produce the two messages.

**Message Ensemble:** A node in a graphical model could receive many sources of information. For example, to classify a message coming out of a person node, messages from different nodes are used as input, such as another person’s action, or scene level scores. Different messages conform to varied distributions. Further, messages could conflict with each other. For example, a unary prior normally is much stronger than a pairwise prediction. To solve this problem, we adopt a linear ensemble to combine predictions from varied predictions.

Consider a cavity message  $m_{ij}$ . If the node  $i$  is a person node and  $j$  is another person, then all connected person-action scores, scene scores, and the unary scores for  $i$  are all used as input to produce the message. The mathematical form is as follows:

$$m_{ij}^{aa}(t) = f\left(x_i, \frac{\sum_k m_{ki}^{aa}(t-1)}{|N_i| - 1}, m_{si}^{sa}(t-1); W_{h-aa}\right), k \in N_i \setminus j \quad (3)$$

where we perform average pooling on the scores of the set of neighbourhood persons  $N_i$ .  $m_{si}$  denote the message from a scene node  $s$  to the person  $i$ . Timestep  $t$  refers to the iteration of RNN-based message passing. As per the above section, the refinements of node estimates at timestep  $t - 1$  are used as  $h_t$  in the next timestep.

Likewise, if  $i$  is a person node, while  $j$  is a scene node, the message is:

$$m_{ij}^{as}(t) = f\left(x_i, \frac{\sum_k m_{ki}^{as}(t-1)}{|N_i|}; W_{h-as}\right), k \in N_i \quad (4)$$

Finally, if  $i$  is a scene level node, and  $j$  is a person level node, the message is produced as:

$$m_{ij}^{sa}(t) = f\left(x_i, \frac{\sum_k m_{ki}^{sa}(t-1)}{|N_i| - 1}; W_{h-sa}\right), k \in N_i \setminus j \quad (5)$$

Note that all the  $N_i$  denote the set of neighbourhood nodes of  $i$  on the person level.  $x_i$  in above equations refers to classification scores for the node  $i$ , which could either be a person or a scene.

As shown in Fig. 3, this message prediction can be integrated into a recurrent neural network, where in each recurrent unit, the messages are updated based on previous messages and prediction results.

**Prediction Layer:** The message units representing information all over the graph are formulated into the recurrent unit. However, to eventually classify a node in a graphical model, all messages around each node should be collected and used to perform prediction. In our model, we

use a prediction layer to collect all messages around each node and infer a scene label for the group activity and action classification for each person. Through this layer, the losses on each time step are imposed on the cavity message unit. More precisely, the prediction function for the scene level node is:

$$s_i(t) = g\left(x_i, \frac{\sum_k m_{ki}^{as}(t)}{|N_i|}; W_{hs}\right), k \in N_i \quad (6)$$

where  $N_k$  is the number of homogeneous messages collected from person level and  $g$  is the activation function used in the prediction task.

Similarly, for performing action classification on a person-level node:

$$a_i(t) = g\left(x_i, \frac{\sum_k m_{ki}^{aa}(t)}{|N_i|}, m_{si}^{sa}(t); W_{ha}\right), k \in N_i \quad (7)$$

where  $m_{sa}$  is the message passed from the scene level node to person level nodes.

### 3.2. Structure Learning for Group Activity Inference

For group activity, the structure of connections between people can greatly influence performance. In general a fully connected graph, in which all people in a scene are connected to all others, and all people are related to the group activity, could model any type of relation. However, including spurious edges relating irrelevant people introduces significant noise. Instead focusing on relevant connections can lead to better models.

Beyond this, in a highly structured group activity, the connections between people or interactions between person and scene may vary according to different situation. Also, the interactions between people could be hard to explicitly capture. For example, in a crossing-the-street scene, both people crossing the street and people waiting for the lights to change are contributing to the group activity, while the people walking behind them may become irrelevant or even bring ambiguity. Hence, connectivity of the model should be able to adaptively change and adjust according to the particular input situation.

In the context of a recurrent neural network, gates are widely used as a tool for selecting information on the activation level. Both long short-term memory (LSTM) / gated recurrent units (GRUs) are proven to be successful on many tasks involving iteratively learning and gating information element-wise. In our model, we introduce the concept of “instance level” gates. An instance level gate is used to modify an edge of a graphical model which models the interactions between instances, such as a person to a person, or a person to a scene. Instead of using a vector gate to select information element-wise, we instead learn a scalar value gate function to enforce sparsity on the structure of a graphical model.

Based on the previously introduced message passing RNN model, each node will receive information passed through an edge. Intuitively, the message passed could be noisy and may harm the understanding of actions of the instance. We propose to adopt an architecture similar to a LSTM gate, by taking multiple sources of information to selectively choose connectivity of nodes. To determine whether an edge is useful, as shown in Fig. 4, we compare the messages passed along this edge with other related messages. For example, to measure the gain by including the message  $m_{AB}$ , the message content of  $m_{AB}$  is compared to other messages from other edges, the previous iteration's classification results, and the unary distribution on node  $A$  and  $B$ . The mathematical definition of the gating functions is:

$$p_{ij}(t) = \left[ \frac{\sum m_{ej}(t)}{|N_j - 1|}, \frac{\sum m_{ki}(t)}{|N_i - 1|} \right], e \in N_j \setminus i, k \in N_i \setminus j \quad (8)$$

$$o_{ij}(t) = \sigma(W_{ho}[x_i^{t-1}, x_j^{t-1}, x_i, x_j, m_{ij}(t), m_{ji}(t), p_{ij}(t)] + b_o) \quad (9)$$

and  $p_{ij}$  is the input messages from other nodes to  $i$ , and  $j$  excluding the messages on edge  $ij$ .

Here,  $\sigma$  is an activation function to squeeze the gate value into  $[0, 1]$ . In our model, we used a sigmoid activation function. Further, to enforce sparse connections between nodes, we use an  $L1$  regularization loss on the gates, the total loss function for this whole model will be:

$$L = \sum_{i=1}^M (l_i + \lambda |o_i|) \quad (10)$$

where  $M$  is the number of training samples, and  $l_i$  is the loss on one data sample  $i$ . The extra  $L1$  regularizer is an extra information directly imposed on the gates.

An edge often contains several message units and a structure gate is imposed on all messages along the edge. More precisely, in mathematical form, the  $t^{th}$  iteration of gate  $o_{ij}(t)$  is imposed on all messages on this edge  $ij$ , and is used when updating the current messages based on previous time step message inputs, in a general form:

$$m_{ij}(t) = f \left( x_i(t-1), x_j, \frac{\sum o_{ki}(t) \odot m_{ki}(t-1)}{C} \right) \quad (11)$$

where  $C$  is general notation for the count of messages for one homogeneous type of message, such as  $|N_i|$  or  $|N_i| - 1$  in previous section.

Also, in the prediction layer, where all messages are collected to predict each node, gates are also used to modify each message unit:

$$x_i(t) = g \left( x_i, \frac{\sum_k o_{ki}(t) \odot m_{ki}(t)}{C}; W \right) \quad (12)$$

Note that our gates are only scalar values imposed on a vector of activation such as messages.

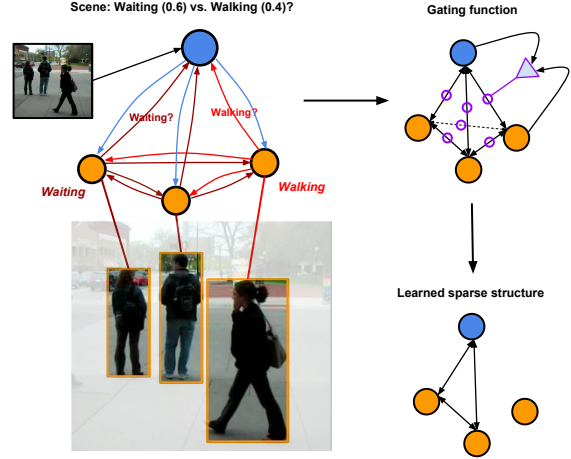


Figure 4. In this figure we show our pipeline of learning structures of a graphical model. On each edge two information sources are passed towards each other. We use this information and other messages that this node receives as input to learn the gating function.

In the group activity analysis scenario, we adopted two types of structure gates to enforce sparse connectivity on the instance level.

**Action Gate:** The connection between persons indicates a direct influence between their states. We adopted a structure gate between each pair of persons to learn the structure adaptively among people. The action gate is constructed as follows:

$$o_{ij}^a(t) = \sigma(W_{ho-a}[x_i(t-1), x_j(t-1), x_i, x_j, m_{ij}(t), m_{ji}(t), p_{it}(t)] + b_a) \quad (13)$$

where  $x_i, x_j$  are unary inputs of person  $I_i$  and  $I_j$ ,  $x_i(t-1), x_j(t-1)$  are the predictions from the previous time step for these two persons,  $m_{ij}(t)$  and  $m_{ji}(t)$  are the cavity messages that are passed between  $I_i$  and  $I_j$ .

**Scene Gate:** The group activity depends on each person that participates in it. However, in many scenes, not every person is contributing equally to the group activity, and there could also be noise in the form of mis-classified actions or other confounding factors. Here, we introduce a structure gate called a scene gate to select information between a scene node and a person node. The scene gates are as follows:

$$o_{ij}^s(t) = \sigma(W_{ho-s}[x_i(t-1), x_j(t-1), x_i, x_j, m_{ij}(t-1), m_{ji}(t-1)] + b_s) \quad (14)$$

This structure selection is performed for each time step of message passing. In so doing, the model can iteratively learn a structure adapted to the particular input set of people and their actions and interactions.

### 3.3. Model Extension: Untying Weights as A Deep Inference Machine

As shown previously, in the recurrent neural network framework, a graphical model described by various potential functions can be represented as weight-shared message predictors. However, by untying the weights of message prediction for each step, the model could be further extended to a deep inference machine with structure gates to selectively pass information. A model with high non-linearity could be learned through this inference process.

In summary, this approach provides a general framework for both performing message passing of a RNN built on graphical model and learning structures of a graphical model. If the weights in the message passing steps are tied over iterations, this has direct analogy to inference in a graphical model. If the assumption of tying of weights is relaxed, instead this process corresponds to a general deep inference machine with structure learning.

### 3.4. Connection to LSTM and GRU

Both Long Short-Term Memory (LSTM) and Gated Recurrent Units (GRUs) are designed on the idea of deploying gates that modulate the flow of data in and out the memory cell. Our proposed gated structure learning model is different from these models, as it leverages gates for a fundamentally different purpose. In our model gates are designed to turn on or off the connections between a node and others based on the content of the messages they send.

## 4. Experiments

We demonstrate our learning framework on group activity recognition. We provide results on three challenging datasets: (1) Collective Activity Dataset [10]; (2) Collective Activity Extended Dataset [11]; and (3) Nursing Home Dataset [14].

The first two datasets are standard benchmarks widely used for group activity recognition. The Collective Activity Dataset contains 44 videos from 5 group activities (Crossing, Waiting, Queueing, Walking and Talking) and 6 individual actions (NA, Crossing, Waiting, Queueing, Walking and Talking). Collective Activity Extended omits the walking activity, due to ambiguities in its definition, and includes Jogging and Dancing categories. We follow the common protocol in [25] for the Collective Activity Dataset. The scene label for a frame is defined by choosing the activity in which the most people participate.

The Nursing Home Event Dataset contains human activities captured from fixed cameras in various rooms of a nursing home. It contains 80 videos showing 6 actions (walking, standing, bending, squatting, sitting, falling) and two scenes (fall, non-fall). This dataset consists of many challenging frames with highly cluttered scenes and large

Iterations	1	2	3
CRF + CNN	74.18%		
Struct. SVM + CNN	73.87%		
Tied Weights	73.86%	74.02%	74.02%
Untied Weights	73.86%	74.33%	74.33%
Gated Tied Weights	80.12%	80.90%	<b>81.22%</b>
Gated Untied Weights	80.12%	81.06%	<b>81.22%</b>

Table 1. Results on Collective Activity Dataset. Ablation study including variants of our model.

intra-class variation within actions. We adopted the same protocol used in Deng et al. [14] for evaluation.

### 4.1. Collective Activity Dataset

We compare results of four different methods introduced in our paper with other standard baselines for structured inference for graphical model. Table 1 provides an ablation study examining the effects of different variants/components of our model. There is a clear benefit by adopting structure gates to adaptively capture connections between nodes. Note that all the CRFs in our experiments are tuned on the validation set. As a structured output method, our model improved the accuracy of nodes over the whole graph, the action classification of each person is improved by  $\approx 6\%$  after three steps of message passing by the gated inference method.

Our model is compared to state of the art methods in Table 2. The results are superior to other deep learning and structure learning models. The method of [18] achieves better results, though uses a counting kernel (cardinality kernel) which directly mimics the majority-action scene label definition of Collective Activity Dataset.

Method	Accuracy
Learning Latent Constituent [4]	75.1%
Latent SVM with Optimized Graph [25]	79.7%
Deep Struct. Model [14]	80.6%
Unified Tracking And Recognition[9]	80.6%
Cardinality Kernel [18]	<b>83.4%</b>
Our Model	81.2%

Table 2. Comparison with state-of-the-art methods on Collective Activity Dataset.

### 4.2. Collective Activity Extended Dataset

For the second dataset, we adopted the Collective Activity Extended Dataset. As suggested in Choi et al. [11], the walking action is ill-defined, hence we remove the walking action and include the two new actions Jogging and Dancing. For this dataset, the two previous works choose to adopt leave-one-out for testing. However, this is very computationally intensive for a deep learning framework, and further makes hyper-parameter tuning a challenge. We

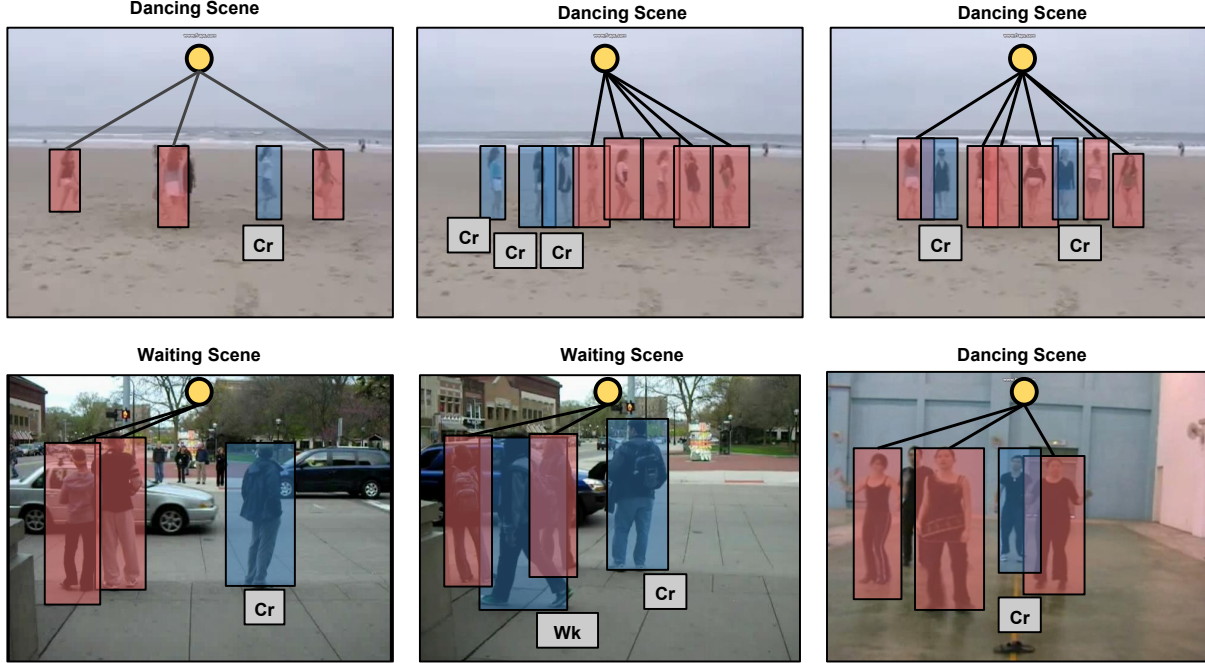


Figure 5. This figure shows visualizations of our experimental results. Note that these images are all misclassified by the fully connected graphical model. We show the scene gates learned in our model after 3 iterations of message passing and structure learning. For visualization, since the gate values are not strictly 0 or 1, we consider  $< 0.2$  as irrelevant/noisy connection versus  $> 0.7$  as useful connections. The red box has the same action class as the scene level node. Labels: "Cr": Crossing, "Wk": Walking.

choose to adopt a new train-test split with 2241 frames as training data and 1106 as testing data.

Results are shown in the Table 3. Note that on each person, the action classification is improved by  $\approx 10\%$  via the structure inference process.

Iterations	1	2	3
CRF + CNN	86.75%		
Struct. SVM + CNN	87.34%		
Tied Weights	84.45%	87.97%	87.97%
Untied Weights	84.45%	88.16%	88.16%
Gated Tied Weights	89.51%	90.14%	90.14%
Gated Untied Weights	89.51%	90.14%	<b>90.23%</b>

Table 3. Results on Collective Activity Extended Dataset.

#### 4.3. Nursing Home Dataset

On the Nursing Home Dataset, our person-level action classification accuracy also improved, by  $\approx 4\%$  after the second iteration. The accuracy is superior to baselines including Deng et al. [14]. Note that in the Nursing Home Dataset, there is a smaller margin of improvement by adopting gating functions to learn structures. Because in each scene the irrelevant actions, such as sitting, can be identified as non-useful by simply a fully connected graphical model more easily than in the previous two datasets.

## 5. Conclusion

We presented a method for performing structure learning within a deep learning setting. An inference algorithm for refining estimates of individual nodes and determining connections between nodes is implemented using a recurrent neural network with learned gating functions. This approach was used to build a model for group activity recognition – connections between individual people in a scene and their relation to the overarching scene-level activity label are learned. The effectiveness of this approach was demonstrated on group activity recognition, leading to improvements in accuracy over rounds of inference and by including structure learning gating functions.

Iterations	1	2	3
CRF + CNN	83.64%		
Struct. SVM + CNN	82.08%		
Deep Struct. Model [14]	84.7%		
Tied Weights	83.68%	84.91%	84.91%
Untied Weights	83.68%	84.94%	84.94%
Gated Tied Weights	84.46%	85.32%	85.32%
Gated Untied Weights	84.46%	<b>85.50%</b>	<b>85.50%</b>

Table 4. Results on Nursing Home Dataset.

## References

- [1] M. R. Amer, P. Lei, and S. Todorovic. Hirf: Hierarchical random field for collective activity recognition in videos. In *European Conference on Computer Vision (ECCV)*, pages 572–585. Springer, 2014. 1
- [2] M. R. Amer, P. Lei, and S. Todorovic. Hirf: Hierarchical random field for collective activity recognition in videos. In *European Conference on Computer Vision (ECCV)*, pages 572–585. Springer, 2014. 2
- [3] M. R. Amer, D. Xie, M. Zhao, S. Todorovic, and S.-C. Zhu. Cost-sensitive top-down/bottom-up inference for multiscale activity recognition. In *European Conference on Computer Vision (ECCV)*, pages 187–200. Springer, 2012. 2
- [4] B. Antic and B. Ommer. Learning latent constituents for recognition of group activities in video. In *European Conference on Computer Vision (ECCV)*, pages 33–47. Springer, 2014. 7
- [5] L. Bottou, Y. Bengio, and Y. Le Cun. Global training of document processing systems using graph transformer networks. In *Computer Vision and Pattern Recognition (CVPR)*, pages 489–494. IEEE, 1997. 2
- [6] L.-C. Chen, G. Papandreou, I. Kokkinos, K. Murphy, and A. L. Yuille. Semantic image segmentation with deep convolutional nets and fully connected crfs. In *International Conference on Learning Representations (ICLR)*, 2014. 2
- [7] L.-C. Chen, A. G. Schwing, A. L. Yuille, and R. Urtasun. Learning deep structured models. *arXiv preprint arXiv:1407.2538*, 2014. 2
- [8] W. Choi, Y. Chao, C. Pantofaru, and S. Savarese. Discovering groups of people in images. In *ECCV*, 2014. 1, 3
- [9] W. Choi and S. Savarese. A unified framework for multi-target tracking and collective activity recognition. In *ECCV*, 2012. 2, 7
- [10] W. Choi, K. Shahid, and S. Savarese. What are they doing? : Collective activity classification using spatio-temporal relationship among people. In *Proc. of 9th International Workshop on Visual Surveillance (VSWS09) in conjunction with ICCV*, 2009. 3, 7
- [11] W. Choi, K. Shahid, and S. Savarese. Learning context for collective activity recognition. In *Proceedings of the IEEE International Conference on Computer Vision and Pattern Recognition*, 2011. 7
- [12] A. E. D. Hoiem and M. Hebert. Putting objects in perspective. In *CVPR*, 2006. 3
- [13] J. Deng, N. Ding, Y. Jia, A. Frome, K. Murphy, S. Bengio, Y. Li, H. Neven, and H. Adam. Large-scale object classification using label relation graphs. In *European Conference on Computer Vision (ECCV)*, pages 48–64. Springer, 2014. 2
- [14] Z. Deng, M. Zhai, L. Chen, Y. Liu, S. Muralidharan, M. Roshtkhari, , and G. Mori. Deep structured models for group activity recognition. In *British Machine Vision Conference (BMVC)*, 2015. 2, 7, 8
- [15] N. Ding, J. Deng, K. Murphy, and H. Neven. Probabilistic label relation graphs with ising models. In *International Conference on Computer Vision (ICCV)*, 2015. 2
- [16] A. Gupta, P. Srinivasan, J. Shi, and L. S. Davis. Understanding videos, constructing plots learning a visually grounded storyline model from annotated videos. In *Computer Vision and Pattern Recognition (CVPR)*, pages 2012–2019. IEEE, 2009. 2
- [17] H. Hajimirsadeghi and G. Mori. Learning ensembles of potential functions for structured prediction with latent variables. In *International Conference on Computer Vision (ICCV)*, 2015. 1
- [18] H. Hajimirsadeghi, W. Yan, A. Vahdat, and G. Mori. Visual recognition by counting instances: A multi-instance cardinality potential kernel. In *Computer Vision and Pattern Recognition (CVPR)*, 2015. 7
- [19] S. K. and A. Zisserman. Two-stream convolutional networks for action recognition in videos. In *Advances in Neural Information Processing Systems*, 2014. 2
- [20] A. Karpathy, G. Toderici, S. Shetty, T. Leung, R. Sukthankar, and L. Fei-Fei. Large-scale video classification with convolutional neural networks. In *Computer Vision and Pattern Recognition (CVPR)*, pages 1725–1732. IEEE, 2014. 2
- [21] P. Krähenbühl and V. Koltun. Efficient inference in fully connected crfs with gaussian edge potentials. In *Advances in Neural Information Processing Systems (NIPS)*, pages 109–117, 2011. 2
- [22] A. Krizhevsky, I. Sutskever, and G. E. Hinton. Imagenet classification with deep convolutional neural networks. In *Advances in Neural Information Processing Systems (NIPS)*, pages 1097–1105, 2012. 2
- [23] S. Kwak, B. Han, and J. H. Han. Multi-agent event detection: Localization and role assignment. In *CVPR*, 2013. 2
- [24] T. Lan, L. Sigal, and G. Mori. Social roles in hierarchical models for human activity recognition. In *Computer Vision and Pattern Recognition (CVPR)*, 2012. 1, 2
- [25] T. Lan, Y. Wang, W. Yang, S. Robinovitch, and G. Mori. Discriminative latent models for recognizing contextual group activities. *IEEE Transactions on Pattern Analysis and Machine Intelligence*, 34(8):1549–1562, 2012. 2, 3, 7
- [26] S. Ross, D. Munoz, M. Hebert, and J. A. Bagnell. Learning message-passing inference machines for structured prediction. In *CVPR*, 2011. 2, 4
- [27] M. Ryoo and J. Aggarwal. Stochastic representation and recognition of high-level group activities. *International Journal of Computer Vision (IJCV)*, 93(2):183–200, 2011. 2
- [28] A. G. Schwing and R. Urtasun. Fully connected deep structured networks. *arXiv preprint arXiv:1503.02351*, 2015. 2
- [29] T. Shu, D. Xie, B. Rothrock, S. Todorovic, and S.-C. Zhu. Joint inference of groups, events and human roles in aerial videos. In *CVPR*, 2015. 2
- [30] C. Szegedy, W. Liu, Y. Jia, P. Sermanet, S. Reed, D. Anguelov, D. Erhan, V. Vanhoucke, and A. Rabinovich. Going deeper with convolutions. In *Computer Vision and Pattern Recognition (CVPR)*, pages 1–9, 2015. 2
- [31] J. J. Tompson, A. Jain, Y. LeCun, and C. Bregler. Joint training of a convolutional network and a graphical model for human pose estimation. In *Advances in Neural Information Processing Systems (NIPS)*, pages 1799–1807, 2014. 2
- [32] A. Torralba, K. P. Murphy, W. T. Freeman, and M. A. Rubin. Context-based vision system for place and object recognition.

tion. In *IEEE Intl. Conference on Computer Vision (ICCV)*, 2003. 3

- [33] Y. Zhang, K. Sohn, R. Villegas, G. Pan, and H. Lee. Improving object detection with deep convolutional networks via bayesian optimization and structured prediction. In *Proceedings of the IEEE Conference on Computer Vision and Pattern Recognition*, 2015. 2
- [34] S. Zheng, S. Jayasumana, B. Romera-Paredes, V. Vineet, Z. Su, D. Du, C. Huang, and P. H. S. Torr. Conditional random fields as recurrent neural networks. In *International Conference on Computer Vision (ICCV)*, 2015. 2
- [35] Y. Zhu, N. M. Nayak, and A. K. Roy-Chowdhury. Context-aware modeling and recognition of activities in video. In *Computer Vision and Pattern Recognition (CVPR), 2013 IEEE Conference on*, pages 2491–2498. IEEE, 2013. 2