

THE EFFECT OF RECURRENT MUTATIONS ON GENETIC DIVERSITY IN A LARGE POPULATION OF VARYING SIZE

CHARLINE SMADI

ABSTRACT. Recurrent mutations are a common phenomenon in population genetics. They may be at the origin of the fixation of a new genotype, if they give a phenotypic advantage to the carriers of the new mutation. In this paper, we are interested in the genetic signature left by a selective sweep induced by recurrent mutations at a given locus from an allele A to an allele a , depending on the mutation frequency. We distinguish three possible scales for the mutation probability per reproductive event, which entail distinct genetic signatures. Besides, we study the hydrodynamic limit of the A - and a -population size dynamics when mutations are frequent, and find non trivial equilibria leading to several possible patterns of polymorphism.

INTRODUCTION

Recurrent mutations are a common phenomenon in population genetics [25]. They may cause diseases [45, 20, 42], or reduce the fitness of an individual in a given environment [40]. They may also be at the origin of the fixation of a new genotype, if they give a phenotypic advantage to the carriers of the new mutation [31, 14, 12, 46]. These selective sweeps are then called "soft sweeps", as multiple copies of the selected allele contribute to a substitution [26]. More precisely, we call them soft selective sweeps from recurrent mutations, to make the difference with soft selective sweeps from standing variation, when preexisting alleles become advantageous after an environmental change. The last possibility is a hard selective sweep, when selection acts on a new mutation. In mathematical works, hard selective sweeps were until recently the only type of adaptation considered. But soft selective sweeps allow a faster adaptation to novel environments, and their importance is growing in empirical and theoretical studies. In particular Messer and Petrov [29] review a lot of evidence, from individual case studies as well as from genome-wide scans, that soft sweeps (from standing variation and from recurrent mutations) are common in a broad range of organisms. These distinct selective sweeps entail different footprints in DNA in the vicinity of the newly fixed allele, called genetic signatures, and the accumulation of genetic data available allows one to detect these signatures in current populations (see for instance [31, 48, 35, 43] or references in [50]). To do this in an effective way, it is necessary to identify accurately the signatures left by these different modes of adaptation.

In this paper, we are interested in the genetic signature left by a selective sweep induced by recurrent mutations at a given locus from an allele A to an allele a , depending on the mutation frequency. We distinguish three possible scales for the mutation probability per reproductive event, which entail distinct genetic signatures. For the sake of completeness, we also consider back mutations, from a to A . Besides, we study the hydrodynamic limit of the A - and a -population size dynamics when mutations are likely to happen (mutation probabilities of order 1), and find non trivial equilibria leading to several possible patterns of polymorphism. Note that cases of polymorphism maintained by recurrent mutations to a deleterious allele have been reported in Y chromosome for instance [40]. We consider an

2010 *Mathematics Subject Classification.* 92D25, 60J80, 60J27, 92D15, 60F15, 37N25.

Key words and phrases. Eco-evolution; Birth and death process with immigration; Selective sweep; Coupling; competitive Lotka-Volterra system with mutations.

asexual haploid population of varying size modeled by a birth and death process with density dependent competition. Each individual's ability to survive and reproduce depends on its own genotype and on the population state. More precisely, each individual is characterized by some ecological parameters: birth rate, intrinsic death rate and competition kernel describing the competition with other individuals depending on their genotype. The differential reproductive success of individuals generated by their interactions entails progressive variations in the number of individuals carrying a given genotype. This process, called natural selection, is a key mechanism of evolution. Such an eco-evolutionary approach has been introduced by Metz and coauthors in [30] and made rigorous in a probabilistic setting in the seminal paper of Fournier and Méléard [22]. Then it has been developed by Champagnat, Méléard and coauthors (see [9, 11, 10] and references therein). This approach has already been used to study the signature left by hard selective sweeps and soft selective sweeps from standing variation in [47, 7].

The first theoretical studies of the signature left by selective sweep from recurrent mutations are due to Pennings and Hermisson [37, 36]. They use a Wright-Fisher model with selection and mutations. They derive the probability of a soft sweep for a sample of the population (i.e. the probability to have different mutational origins in the sample) and describe how a soft sweep from recurrent mutations affects a neutral locus at some recombinational distance from the selected locus and which tests can be employed to detect soft sweeps. Following these works, Hermisson and Pfaffelhuber [27] rigorously study sweeps from recurrent mutations, providing in particular the duration of the sweep, and an approximation of the genealogies by a marked Yule process with immigration. They use this latter to improve analytical approximations for the expected heterozygosity at the neutral locus at the time of fixation of the beneficial allele. Finally, Pokalyuk [38] studies the linkage disequilibrium of two neutral loci in the vicinity of the selected allele. Unlike our model, in all these works, the population size is constant and the individuals' "selective value" does not depend on the population state, but only on individuals' genotype. Moreover, back mutations are not considered.

The structure of the paper is the following. In Section 1 we describe the model and review some results of [9] about the population process when there is only one mutation from A to a . In Section 2 we present the main results of the paper, and comment their biological implications in Section 3. In Section 4 we introduce a Poisson representation of the population process, as well as couplings of population sizes with birth and death processes without competition, during the beginning of the sweep. They are key tools in the different proofs. Sections 5 to 9 are devoted to the proofs. In Section 10 we illustrate some of the results. Finally in the Appendix we state technical results.

1. MODEL

We consider an haploid asexual population and focus on one locus with alleles in $\mathcal{A} := \{A, a\}$. We are interested in the effect of recurrent mutations on the genetic diversity at this locus after a selective sweep. We assume that mutations occur at birth. Let $\bar{\alpha}$ denote the complementary type of α in \mathcal{A} . Mutations occur as follows: when an α individual gives birth, the newborn is of type α with a probability $1 - \mu_K^{\alpha\bar{\alpha}}$, and of type $\bar{\alpha}$ with a probability $\mu_K^{\alpha\bar{\alpha}}$. Here the parameter K is the environment's carrying capacity, which is a measure of the maximal population size that the environment can sustain for a long time. We will see that the genetic diversity at the end of the sweep is very dependent on the scaling of μ_K with K . More precisely, we will consider the four following possibilities for $\alpha \in \mathcal{A}$:

Assumption 1.

$$\mu_K^{\alpha\bar{\alpha}} = o\left(\frac{1}{K \log K}\right), \quad K \rightarrow \infty.$$

Assumption 2.

$$\mu_K^{\alpha\bar{\alpha}} \sim \lambda^{\alpha\bar{\alpha}} K^{-1}, \quad K \rightarrow \infty, \quad \lambda^{\alpha\bar{\alpha}} \in \mathbb{R}_+^*.$$

Assumption 3.

$$\mu_K^{\alpha\bar{\alpha}} \sim \lambda^{\alpha\bar{\alpha}} K^{-1+\beta}, \quad K \rightarrow \infty, \quad \lambda^{\alpha\bar{\alpha}} \in \mathbb{R}_+^*, \quad \beta \in (0, 1).$$

Assumption 4.

$$\mu_K^{\alpha\bar{\alpha}} \sim \lambda^{\alpha\bar{\alpha}}, \quad K \rightarrow \infty, \quad \lambda^{\alpha\bar{\alpha}} \in (0, 1).$$

Assumption 1 is a weak mutation limit often considered in adaptive dynamics models [16, 9]. It leads to hard sweeps: a single mutant is at the origin of the fixation of a new allele. Under Assumption 2, the mutation rate at the population scale is of order one. This is the usual scaling for diffusion approximations and has been widely studied with the constant population assumption (see for instance [32, 24, 34]). In the third regime, the product of mutation rate and population size increases as a power law. This may be a less interesting model from a biological point of view but it has the virtue of completing the pattern by linking the second and fourth regimes. Under the last assumption, mutations are frequent and the population is large. The highest mutation rates have so far been reported in viruses: for example $1.5 \cdot 10^{-3}$ mutations per nucleotide, per genomic replication in the single-stranded RNA phage *Q* β 10 [17], $2.5 \cdot 10^{-3}$ mutations per site and replication cycle in *Chrysanthemum chlorotic mottle viroid* [23], or $4.1 \cdot 10^{-3}$ mutations per base per cell in HIV-1 virus [15]. Moreover, existing measures of mutation rate focus only on mean rates [18]. In particular, some sites may have a higher mutation rate than what is measured. Besides, several mutations may generate the same phenotypic change [49], leading to higher effective mutation rates. Viruses can also have very high population sizes (for example up to 10^{12} RNA viruses in an organism [33]), and it seems reasonable to consider such sizes as infinite as an approximation. Hence the parameter range covered by Assumption 4 could be relevant for such viruses. As we will see in the sequel, this is the only regime where back mutations (from a to A) have a macroscopic effect on the pattern of allelic diversity (see Section 3.3 for more details).

Under Assumption 1, the allele dynamics has already been studied by Champagnat in [9]. In this case, a favorable mutant a (see condition (1.6)) has time to fixate before the occurrence of a new mutation, and all the a individuals are descended from the same mutant. Under Assumption 2, several mutant populations are growing simultaneously, and we can approximate the diversity of a individuals at the end of the sweep (see Theorem 2). In the third case, the a mutants are so numerous that with a probability close to one, two individuals sampled uniformly at the end of the sweep will be descended from two different a mutants. Finally, under Assumption 4, the distribution of the alleles a and A in the population converges to a deterministic limit distribution (see Theorem 3).

Let us denote by f_α the fertility of an individual with type α . The birth rate at the population level of individuals of type $\alpha \in \mathcal{A}$ is:

$$(1.1) \quad b_\alpha^K(n) = (1 - \mu_K^{\alpha\bar{\alpha}}) f_\alpha n_\alpha + \mu_K^{\bar{\alpha}\alpha} f_{\bar{\alpha}} n_{\bar{\alpha}},$$

where n_α denotes the current number of α -individuals and $n = (n_\alpha, \alpha \in \mathcal{A})$ is the current state of the population. The first term corresponds to clonal births, and the second to births with mutation. An α -individual can die either from a natural death (rate D_α), or from type-dependent competition: the parameter $C_{\alpha,\alpha'}$ models the impact of an individual of type α' on an individual of type α , where $(\alpha, \alpha') \in \mathcal{A}^2$. The strength of the competition also depends on the carrying capacity K . This results in the total death rate of individuals carrying the allele $\alpha \in \mathcal{A}$:

$$(1.2) \quad d_\alpha^K(n) = D_\alpha^K(n) n_\alpha = \left(D_\alpha + \frac{C_{\alpha,A}}{K} n_A + \frac{C_{\alpha,a}}{K} n_a \right) n_\alpha.$$

Hence the population process

$$N^K = (N^K(t), t \geq 0) = \left((N_A^K(t), N_a^K(t)), t \geq 0 \right),$$

where $N_\alpha^K(t)$ denotes the number of α -individuals at time t , is a nonlinear multitype birth and death process with rates given in (1.1) and (1.2).

As a quantity summarizing the advantage or disadvantage of a mutant with allele type α in an $\bar{\alpha}$ -population at equilibrium, we introduce the so-called invasion fitness $S_{\alpha\bar{\alpha}}$ through

$$(1.3) \quad S_{\alpha\bar{\alpha}} := f_\alpha - D_\alpha - C_{\alpha,\bar{\alpha}}\bar{n}_{\bar{\alpha}},$$

where the equilibrium density \bar{n}_α is defined by

$$(1.4) \quad \bar{n}_\alpha := \frac{f_\alpha - D_\alpha}{C_{\alpha,\alpha}}.$$

The role of the invasion fitness $S_{\alpha\bar{\alpha}}$ and the definition of the equilibrium density \bar{n}_α follow from the properties of the two-dimensional competitive Lotka-Volterra system:

$$(1.5) \quad \dot{n}_\alpha^{(z)} = (f_\alpha - D_\alpha - C_{\alpha,A}n_A^{(z)} - C_{\alpha,a}n_a^{(z)})n_\alpha^{(z)}, \quad z \in \mathbb{R}_+^A, \quad n_\alpha^{(z)}(0) = z_\alpha, \quad \alpha \in \mathcal{A}.$$

If we assume

$$(1.6) \quad \bar{n}_A > 0, \quad \bar{n}_a > 0, \quad \text{and} \quad S_{Aa} < 0 < S_{aA},$$

then \bar{n}_α is the equilibrium density of a monomorphic α -population and the system (1.5) has a unique stable equilibrium $(0, \bar{n}_a)$ and two unstable steady states $(\bar{n}_A, 0)$ and $(0, 0)$. Thanks to Theorem 2.1 p. 456 in [21] we can prove that if $N_A^K(0)$ and $N_a^K(0)$ are of order K , Assumption 1, 2 or 3 holds, and K is large, the rescaled process $(N_A^K/K, N_a^K/K)$ is very close to the solution of (1.5) during any finite time interval. The invasion fitness S_{aA} corresponds to the initial growth rate of the a -population, when the first a -mutant appears in a monomorphic population of individuals A at their equilibrium size \bar{n}_AK , when we do not take into account the mutations. Hence the dynamics of the allele a is very dependent on the properties of the system (1.5).

In order to study the process in detail and discriminate between distinct haplotypes (i.e. the genetic materials transmitted by the successive mutants generated from A), we make a distinction between the descendants of the successive mutants generated from A . Let T_i denote the time of birth of the i th mutant of type a , and $N_i^K(t)$ the size of its descendance at time t . In particular,

$$N_i^K(t) = 0 \quad \forall t < T_i \quad \text{and} \quad N_a^K(t) = \sum_{i \in \mathbb{N}} N_i^K(t), \quad \forall t \geq 0.$$

The state of the population process at time $t \geq 0$ is now represented by the vector

$$(N_A^K(t), N_1^K(t), N_2^K(t), \dots).$$

Note that this representation is well defined as the number of mutations is almost surely finite in every time interval under our assumptions.

2. RESULTS

For the sake of simplicity, we assume that at time 0, the A -population is at its monomorphic equilibrium and that the first mutant has just appeared, that is to say

$$(2.1) \quad N^K(0) = (\lfloor \bar{n}_AK \rfloor, 1).$$

We define the end of the sweep T_F^K as the time at which all ancestral A type individuals have died out, i.e. all remaining A -individuals are descendants of an a -individual via a back mutation.

Let us now state a result on the selective sweep duration, which makes precise how the sweep duration decreases when the mutation probability increases:

Theorem 1. *Assume that (1.6) and (2.1) hold. Introduce $(\beta_1, \beta_2, \beta_3) := (0, 0, \beta)$. Then under Assumption i, $i \in \{1, 2, 3\}$,*

$$\lim_{K \rightarrow \infty} \mathbb{P}(T_F^K < \infty) = 1,$$

and

$$\frac{T_F^K}{\log K} \left(\frac{(1 - \beta_i)}{S_{aA}} + \frac{1}{|S_{aA}|} \right)^{-1} \xrightarrow{K \rightarrow \infty} 1, \quad \text{in probability.}$$

Under Assumption 1, this result has been proven in [9].

We are interested in the effect of selective sweep by recurrent mutations on the genetic diversity. This diversity will be expressed in terms of the distribution of mutant haplotypes $(N_1^K(t), N_2^K(t), \dots)$ at the end of the sweep. In other words, we want to know if a -individuals sampled at the end of the sweep originate from the same or from distinct a -mutant individuals. In order to describe the haplotype distribution, we introduce the so called GEM distribution, named after Griffiths, Egen and McCloskey:

Definition 2.1. *Let ρ be positive. The infinite sequence of random variables $(P_i, i \geq 1)$ has a GEM distribution with parameter $\rho > 0$ if for every $i \geq 1$,*

$$P_i \stackrel{\mathcal{L}}{=} B_i \prod_{j=1}^{i-1} (1 - B_j),$$

where $(B_i, i \geq 1)$ is a sequence of i.i.d. random variables with law $\text{Beta}(1, \rho)$ whose density with respect to the Lebesgue measure is

$$\rho(1 - x)^{\rho-1} \mathbf{1}_{[0,1]}(x).$$

We are now able to describe the relative proportions of the different haplotypes at the end of the sweep (plus a time negligible with respect to K):

Theorem 2. *Assume that (1.6) and (2.1) hold. For $i \geq 1$ and $t \geq 0$, denote by $N_a^{(i),K}(t)$ the size at time t of the i th oldest family among the mutant populations having survived until time t . Let f_K be a positive function of K such that $f_K = o(K)$, G a non-negative constant, and*

$$\mathcal{T}_K := T_F^K + Gf_K.$$

Then,

(1) *Under Assumption 1 (see [9]),*

$$(N_a^K(\mathcal{T}_K))^{-1} (N_a^{(1),K}(\mathcal{T}_K), N_a^{(2),K}(\mathcal{T}_K), \dots) \xrightarrow{K \rightarrow \infty} (1, 0, 0, \dots), \quad \text{in probability,}$$

(2) *Under Assumption 2,*

$$(N_a^K(\mathcal{T}_K))^{-1} (N_a^{(1),K}(\mathcal{T}_K), N_a^{(2),K}(\mathcal{T}_K), \dots) \xrightarrow{K \rightarrow \infty} (P_1, P_2, P_3, \dots), \quad \text{in law,}$$

where $(P_i, i \geq 1)$ has a GEM distribution with parameter $f_A \bar{n}_A \lambda^{aA} / f_a$.

(3) *Under Assumption 3,*

$$(N_a^K(\mathcal{T}_K))^{-1} (N_a^{(1),K}(\mathcal{T}_K), N_a^{(2),K}(\mathcal{T}_K), \dots) \xrightarrow{K \rightarrow \infty} (0, 0, 0, \dots), \quad \text{in probability,}$$

where for $x \in \mathbb{R}^{\mathbb{N}}$, $\|x\| = \sup_{i \in \mathbb{N}} |x_i|$.

As a consequence, the relative haplotype proportions at the end of the sweep essentially differ depending on the mutation probability scale.

Theorems 1 and 2 are still valid if, instead of considering mutation events we consider migration events occurring at a constant rate. In this case, if we denote by μ_K^a the migration rates and see μ_K^{aA} as the probability that a new born emigrates, we have to impose the conditions $\mu_K^a \ll \lambda^a / \log K$ (Assumption 1), $\mu_K^a \sim \lambda^a > 0$ (Assumption 2), $\mu_K^a \sim \lambda^a K^\gamma$ (Assumption 3).

Remark 1. *Theorem 2 point (2) shows that in our case taking into account the changes in population size does not modify the type of the haplotype distribution. A GEM distribution with parameter $f_A \bar{n}_A \lambda^{aA} / f_a$ is equivalent to an Ewens sampling formula with parameter $\Theta := 2f_A \bar{n}_A \lambda^{aA} / f_a$. Such a pattern has already been found when the population is modeled as a Wright-Fisher process [37], but with a parameter (with our notations) $\Theta := 2\bar{n}_A \lambda^{aA}$. We will comment this difference in Section 3.*

Theorem 2 allows us to answer the following question: what is the probability that two individuals sampled uniformly at random at time \mathcal{T}_K are identical by descent, or in other words originate from the same individual alive at time 0? To answer this question, we need to define an equivalence relation between two sampled individuals i and j :

$$i \sim j \iff \left\{ \begin{array}{l} \text{there is no mutation in the lineages of } i \text{ and } j \text{ sampled at time } \mathcal{T}_K \\ \text{before their more recent common ancestor (backward in time)} \end{array} \right\}.$$

We do not indicate the dependence on \mathcal{T}_K for the sake of readability but it will be clear in the statement of the results. Note that the probability of the event $i \sim j$ does not depend on the labeling of a -individuals at time \mathcal{T}_K as they are exchangeable. The following result is a direct consequence of Theorem 2:

Corollary 2.1. *Assume that (1.6) and (2.1) hold. Then,*

(1) *Under Assumption 1 (see [9]),*

$$\lim_{K \rightarrow \infty} \mathbb{P}(i \sim j, \forall \text{ individuals } i \text{ and } j \text{ alive at time } \mathcal{T}_K) = 1.$$

(2) *Under Assumption 2,*

$$\lim_{K \rightarrow \infty} \mathbb{P}(i \sim j, \forall a\text{-individuals } i \text{ and } j \text{ sampled}$$

$$\text{uniformly at random at time } \mathcal{T}_K) = \frac{1}{1 + 2\bar{n}_A f_A \lambda^{aA} / f_a}.$$

(3) *Under Assumption 3,*

$$\lim_{K \rightarrow \infty} \mathbb{P}(i \sim j, \forall a\text{-individuals } i \text{ and } j \text{ sampled uniformly at random at time } \mathcal{T}_K) = 0.$$

We end this section by the limit behaviour of the A - and a -population size dynamics when the mutation probabilities per reproductive event are of order one. We do not assume anymore Condition (2.1) on population state at time 0. In this case we get a deterministic limit. More precisely, a direct application of Theorem 2.1 p. 456 in Ethier and Kurtz [21] gives

Lemma 2.1. *Let T be a positive real number. Assume that $C_{\alpha, \alpha'} > 0$ and $f_\alpha > D_\alpha$ for $(\alpha, \alpha') \in \mathcal{A}^2$ and that $(N_A^K(0)/K, N_a^K(0)/K)$ converges in probability to $z(0) = (z_A(0), z_a(0)) \in (\mathbb{R}_+^*)^A \times (\mathbb{R}_+^*)^a$ when $K \rightarrow \infty$. Then under Assumption 4 and when $K \rightarrow \infty$, the process*

$$(N_A^K(t)/K, N_a^K(t)/K, 0 \leq t \leq T)$$

converges in probability on $[0, T]$ for the uniform norm to the deterministic solution of

$$(2.2) \quad \begin{cases} \dot{n}_A = (f_A(1 - \lambda^{Aa}) - D_A - C_{A,A}n_A - C_{A,a}n_a)n_A + f_a\lambda^{aA}n_a, & n_A(0) = z_A(0) \\ \dot{n}_a = (f_a(1 - \lambda^{aA}) - D_a - C_{a,A}n_A - C_{a,a}n_a)n_a + f_A\lambda^{AA}n_A, & n_a(0) = z_a(0). \end{cases}$$

To specify the properties of this dynamical system we need to introduce some notations:

$$(2.3) \quad \rho_\alpha := f_\alpha(1 - \lambda^{\alpha\bar{\alpha}}) - D_\alpha, \quad \alpha \in \mathcal{A},$$

$$(2.4) \quad p := \frac{\rho_A C_{a,A} - \rho_a C_{A,A} - f_A \lambda^{AA} C_{Aa}}{f_a \lambda^{aA} C_{a,a}} - \frac{(\rho_A C_{a,a} - \rho_a C_{A,a} + f_a \lambda^{aA} C_{aA})^2}{3(f_a \lambda^{aA} C_{a,a})^2},$$

$$(2.5) \quad q := \frac{\rho_A C_{a,a} - \rho_a C_{A,a} + f_a \lambda^{aA} C_{aA}}{27 f_a \lambda^{aA} C_{a,a}} \left(\frac{2(\rho_A C_{a,a} - \rho_a C_{A,a} + f_a \lambda^{aA} C_{aA})^2}{(f_a \lambda^{aA} C_{a,a})^2} - \frac{9\rho_A C_{a,A} - \rho_a C_{A,A} - f_A \lambda^{AA} C_{Aa}}{f_a \lambda^{aA} C_{a,a}} \right) - \frac{f_A \lambda^{AA} C_{A,A}}{f_a \lambda^{aA} C_{a,a}},$$

$$(2.6) \quad r := \frac{\rho_A C_{a,a} - \rho_a C_{A,a} + f_a \lambda^{aA} C_{aA}}{3 f_a \lambda^{aA} C_{a,a}} \quad \text{and} \quad \Delta := -(4p^3 + 27q^2).$$

The term ρ_α corresponds to the growth rate of a small α -population (when we can neglect competition). The other parameters are technical terms needed to describe the different types of fixed points that we will encounter (see Figure 1).

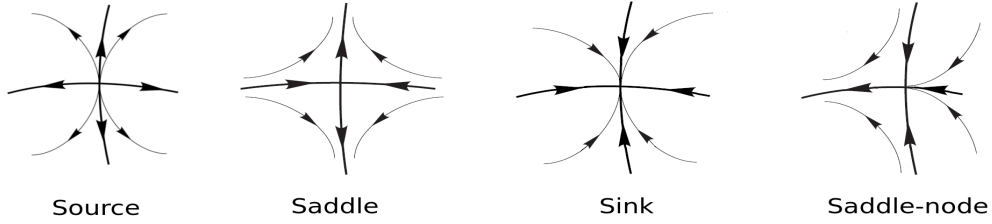


FIGURE 1. The different types of fixed points of system (2.2) (adapted from Figure 2.13 in [19]).

Then we have the following result when the mutation probabilities do not vanish for large K :

Theorem 3. *The dynamical system (2.2) has no periodic orbit in \mathbb{R}_+^2 and admits at least two fixed points in \mathbb{R}_+^2 : $(0,0)$, and at least one fixed point in $(\mathbb{R}_+^*)^2$. Moreover, if $\rho_\alpha > 0$, $\alpha \in \mathcal{A}$, $(0,0)$ is unstable and,*

- If $\Delta < 0$, then there is only one fixed point in $(\mathbb{R}_+^*)^2$,

$$\tilde{n}_a = \rho \tilde{n}_A = \frac{\rho(\rho_A + f_a \lambda^{aA} \rho)}{C_{A,A} + C_{A,a} \rho},$$

where

$$\rho = r + \left(\frac{-q - \sqrt{|\Delta|/27}}{2} \right)^{1/3} + \left(\frac{-q + \sqrt{|\Delta|/27}}{2} \right)^{1/3}.$$

- If $\Delta = 0$, then there are two fixed points in $(\mathbb{R}_+^*)^2$,

$$\tilde{n}_a^{(i)} = \rho^{(i)} \tilde{n}_A^{(i)} = \frac{\rho^{(i)}(\rho_A + f_a \lambda^{aA} \rho^{(i)})}{C_{A,A} + C_{A,a} \rho^{(i)}}, \quad i \in \{1, 2\},$$

where

$$\rho^{(1)} = r + \frac{3q}{p} \quad \text{and} \quad \rho^{(2)} = r - \frac{3q}{2p}.$$

- If $\Delta > 0$, we introduce the real numbers

$$\rho^{(i)} := r + 2\sqrt{\frac{-p}{3}} \cos\left(\frac{1}{3} \arccos\left(\frac{-q}{2}\sqrt{\frac{27}{-p^3}}\right) + \frac{2i\pi}{3}\right), \quad i \in \{0, 1, 2\}.$$

Then the fixed points in $(\mathbb{R}_+^*)^2$ are,

$$\tilde{n}_a = \rho^{(i)} \tilde{n}_A = \frac{\rho^{(i)}(f_A(1 - \lambda^{Aa}) - D_A + f_a \lambda^{aA} \rho^{(i)})}{C_{A,A} + C_{A,a} \rho^{(i)}}, \quad \text{for } i \in \{0, 1, 2\} \text{ such that } \rho^{(i)} > 0.$$

As a consequence, there is one, two, or three fixed points in $(\mathbb{R}_+^*)^2$ depending on the signs of $(\rho^{(i)}, i \in \{0, 1, 2\})$.

When there is one fixed point in $(\mathbb{R}_+^*)^2$, it is a sink, when there are two fixed points, one of them is a sink, and the second one a saddle-node, and when there are three fixed points, either there are two sinks and one saddle, or there are two saddle-nodes and a sink.

Moreover, if $\rho_A \rho_a > f_a \lambda^{aA} f_A \lambda^{Aa}$, $(0, 0)$ is a source, and if $\rho_A \rho_a < f_a \lambda^{aA} f_A \lambda^{Aa}$, $(0, 0)$ is a saddle.

The conditions implying the different patterns of fixed points in Theorem 3 are not intuitive, and the case $\rho_\alpha < 0$ for $\alpha \in \mathcal{A}$ is not considered. We now introduce more intuitive sufficient conditions to have a unique stable fixed point for the system (2.2), taking into account the case $\rho_\alpha < 0$ for $\alpha \in \mathcal{A}$.

Proposition 2.1. *The system (2.2) satisfies the following properties:*

- If $C_{a,a} C_{A,A} > C_{A,a} C_{a,A}$, then there is only one fixed point in $(\mathbb{R}_+^*)^2$ and this fixed point is a sink.
- If there exists α in \mathcal{A} such that

$$f_{\bar{\alpha}} \lambda^{\bar{\alpha}\alpha} > \frac{\rho_\alpha}{C_{\alpha,\alpha}} C_{\alpha,\bar{\alpha}},$$

then there is only one fixed point \tilde{n} in $\mathbb{R}_+^* \times \mathbb{R}_+^*$ and this fixed point is a sink. Moreover it satisfies

$$\frac{f_{\bar{\alpha}} \lambda^{\bar{\alpha}\alpha}}{C_{\alpha,\bar{\alpha}}} > \tilde{n}_\alpha > \frac{\rho_\alpha}{C_{\alpha,\alpha}}$$

and, for $* \in \{<, =, >\}$,

$$f_\alpha \lambda^{\alpha\bar{\alpha}} * \frac{\rho_{\bar{\alpha}}}{C_{\bar{\alpha},\bar{\alpha}}} C_{\bar{\alpha},\alpha} \iff \frac{f_{\bar{\alpha}} \lambda^{\bar{\alpha}\alpha}}{C_{\bar{\alpha},\alpha}} * \tilde{n}_{\bar{\alpha}} * \frac{\rho_{\bar{\alpha}}}{C_{\bar{\alpha},\bar{\alpha}}}.$$

The term

$$\Delta(\alpha, \bar{\alpha}) := f_{\bar{\alpha}} \lambda^{\bar{\alpha}\alpha} - \frac{\rho_\alpha}{C_{\alpha,\alpha}} C_{\alpha,\bar{\alpha}}$$

appearing in Theorem 3 has a biological interpretation:

$$n_\alpha^* := \rho_\alpha / C_{\alpha,\alpha}$$

is the equilibrium size of an α -population in which a fraction $\lambda^{\alpha\bar{\alpha}}$ of offspring emigrates, and the term $\Delta(\alpha, \bar{\alpha})$ compares the mean number of α -individuals killed by competition against a new $\bar{\alpha}$ -mutant occurring in this α -population of size n_α^* , with the mean number of new α -individuals which are created by mutations by this new mutant $\bar{\alpha}$.

Remark 2. In [2], Billiard and coauthors study the effect of horizontal transfer on the dynamics of a stochastic population with two allelic types. They also get a two dimensional dynamical system as a limit for the rescaled process in large population, which is a competitive Lotka-Volterra system plus some terms representing the exchange of genetic material by means of horizontal transfer. Interestingly, even if their system is more complex than (2.2) (horizontal transfer may be frequency- or density-dependent unlike mutations), they obtain similar behaviours. For example, they get up to three fixed points in the positive quadrant and the possibility of having two stable fixed points in the positive quadrant. Moreover, the sign of the invasion fitnesses do not indicate anymore if an allelic type is "favorable" or not. We have a similar phenomenon in our case. When the mutation probabilities per reproductive event are non negligible with respect to 1 (which is the case under Assumption 4) the invasion fitnesses read:

$$\tilde{S}_{\alpha\bar{\alpha}} := \rho_{\alpha} - \frac{C_{\alpha,\bar{\alpha}}}{C_{\bar{\alpha},\bar{\alpha}}} \rho_{\bar{\alpha}}.$$

But according to Proposition 2.1 we can have for example $\tilde{S}_{aA}, \tilde{S}_{Aa} < 0$ but one stable polymorphic equilibrium (if $f_{\bar{a}}\lambda^{\bar{a}\alpha}/\rho_{\alpha} > C_{\alpha,\bar{a}}/C_{\alpha,\alpha}$).

We end this section with two convergence results for the dynamical system (2.2) under some conditions on the parameters. Before stating these results, we recall the stable fixed points of the system (1.5) (which corresponds to the particular case of the system (2.2) when the mutation probabilities are null):

- If $S_{aA} > 0 > S_{Aa}$, then (1.5) has only one stable fixed point, which attracts all the trajectories with a positive initial density of a -individuals:

$$(2.7) \quad \bar{n}^{(a)} = (0, \bar{n}_a),$$

where \bar{n}_a has been defined in (1.4).

- If $S_{Aa} > 0$, $S_{aA} > 0$, then (1.5) has only one stable fixed point, which attracts all the trajectories with a positive initial density of A - and a -individuals:

$$(2.8) \quad \bar{n}^{(aA)} = \left(\frac{C_{a,a}(\beta_A - \delta_A) - C_{A,a}(\beta_a - \delta_a)}{C_{A,A}C_{a,a} - C_{A,a}C_{a,A}}, \frac{C_{A,A}(\beta_a - \delta_a) - C_{a,A}(\beta_A - \delta_A)}{C_{a,a}C_{A,A} - C_{a,A}C_{A,a}} \right)$$

The first result of Proposition 2.2 has been stated in Theorem 1.2 [13], and the second one will be proven in Section 9.

Proposition 2.2. • Assume that $C_{A,\alpha} = C_{a,\alpha}$ for $\alpha \in \mathcal{A}$, and that $f_A\lambda^{Aa} = f_a\lambda^{aA}$. Then for any nonnegative and nonnull initial condition, the solution of (2.2) converges exponentially fast to its unique stable equilibrium.

- Let us consider the following dynamical system for $\lambda, p \geq 0$:

$$(2.9) \quad \begin{cases} \dot{n}_A = (f_A(1 - p\lambda) - D_A - C_{A,A}n_A - C_{A,a}n_a)n_A + f_a\lambda n_a, & n_A(0) = z_A(0) \\ \dot{n}_a = (f_a(1 - \lambda) - D_a - C_{a,A}n_A - C_{a,a}n_a)n_a + f_{Ap}\lambda n_A, & n_a(0) = z_a(0). \end{cases}$$

Assume that $f_{\alpha} - D_{\alpha} > 0, \alpha \in \mathcal{A}$, and that

$$S_{aA} > 0 > S_{Aa}, \quad \text{or} \quad S_{Aa} > 0, S_{aA} > 0.$$

Then there exists $\lambda_0(p)$ such that for all $\lambda \leq \lambda_0(p)$ the dynamical system (2.9) converges to its unique equilibrium $\bar{n}^{(\lambda)}$. Moreover, if $S_{aA} > 0 > S_{Aa}$,

$$\bar{n}_A^{(\lambda)} = \frac{f_a(f_a - D_a)}{C_{A,a}S_{aA}}\lambda + O(\lambda^2)$$

and

$$\bar{n}_a^{(\lambda)} = \bar{n}_a - \frac{f_a}{C_{a,a}} \frac{C_{A,a}S_{aA} + (f_a - D_a)C_{a,A}}{C_{A,a}S_{aA}}\lambda + O(\lambda^2),$$

and if $S_{Aa} > 0$, $S_{aA} > 0$,

$$(C_{a,a}C_{A,A} - C_{a,A}C_{A,a})(\bar{n}_A^{(\lambda)} - \bar{n}_A^{(aA)}) = \lambda \left[C_{a,a} \left(\frac{f_a \bar{n}_a^{(aA)}}{\bar{n}_A^{(aA)}} - f_{Ap} \right) - C_{A,a} \left(\frac{f_{Ap} \bar{n}_A^{(aA)}}{\bar{n}_a^{(aA)}} - f_a \right) \right] + O(\lambda^2),$$

and

$$(C_{a,a}C_{A,A} - C_{a,A}C_{A,a})(\bar{n}_a^{(\lambda)} - \bar{n}_a^{(aA)}) = \lambda \left[C_{A,A} \left(\frac{f_{Ap} \bar{n}_A^{(aA)}}{\bar{n}_a^{(aA)}} - f_a \right) - C_{a,A} \left(\frac{f_a \bar{n}_a^{(aA)}}{\bar{n}_A^{(aA)}} - f_{Ap} \right) \right] + O(\lambda^2).$$

Notice that when the $\lambda^{\alpha\bar{\alpha}}$, $\alpha \in \mathcal{A}$, are close to 0 (Proposition 2.2) or 1 ($\lambda^{\alpha\bar{\alpha}} > (f_\alpha - D_\alpha)/f_\alpha$ for an $\alpha \in \mathcal{A}$ is enough according to Proposition 2.1), the behaviour of the solutions of the dynamical system (2.2) is simple: a unique stable equilibrium in the positive quadrant, and $\mathbf{0}$ as an unstable fixed point. More complex dynamics, such as the presence of two stable fixed points in the positive quadrant, appear for intermediate values of the mutation probabilities (Theorem 3).

In the sequel for the sake of readability we will write N instead of N^K . We will denote by c a positive constant whose value can change from line to line, and ε will be a small positive number independent of K .

3. DISCUSSION

A selective sweep was first defined as the reduction of genetic diversity around a positively selected allele. But the pattern of genetic diversity around this allele can change significantly if this beneficial allele is descended from more than a single individual at the beginning of the selective phase. Indeed, in this case, genetic variation that is linked to any ancestor of the beneficial allele will survive the selective phase and the reduction in diversity is less severe. Pennings and Hermisson [37] called the resulting pattern *soft sweep* to distinguish it from the classical *hard sweep* from only a single origin. Various scenarios may lead to soft sweeps. For example, multiple copies of the beneficial allele can already be present in the population before the selective phase (adaptation from standing genetic variation [39, 26, 47]). They can also appear recurrently as new mutations during the selective phase. The results of Pennings and Hermisson [37], Hermisson and Pfaffelhuber [27] as well as our Corollary 2.1 show that the probability of soft selective sweeps is mainly dependent on the product of population size (which has the order of the carrying capacity K) and mutation probability per reproductive event, $\theta_K := \bar{n}_A K \mu^{Aa}$. Hard sweeps are likely when θ_K is close to 0. For larger θ_K , soft sweeps become more likely.

3.1. Varying population size. The fact that the population size is not constant has no macroscopic influence under Assumptions 1 to 3 (except that proofs are more technical). Indeed the equilibrium between the two alleles is already attained at the end of the first phase of the sweep (see Section 4.1 for a precise definition) during which the total population size stays close to $\bar{n}_A K$. In particular, the only parameters which appear in Theorem 2 to describe the distribution of haplotypes are the quotient of birth rates f_A/f_a , as well as θ_K . To see a significant effect of population size changes we should observe a change of order K of the population size during the first phase, or consider an initial population size N_0 such that N_0/K or K/N_0 is very large. For a study of the probability of soft sweeps when the population changes over time we refer to [50]. In this paper the authors show that this

probability is no more essentially determined by the parameter θ_K but also by the strength of the selection (S_{aA}/f_a with our notations).

Under Assumption 4 the variation of population size is important as the allele dynamics are given by a Lotka-Volterra type equation with additional mutations. This equation may have two stable coexisting equilibria with different population sizes. The equilibria strongly depend on the values of the competition parameters.

3.2. Eco-evolutionary approach. The aim of the eco-evolutionary approach is to take into account the reciprocal interactions between ecology and evolution. Each individual is characterized by its birth rate, intrinsic death rate and competition kernel with other types of individuals, and the differential reproductive success of individuals generated by their interactions entails progressive variations in the number of individuals carrying a given genotype. This way of modeling interacting individuals allows one to better understand the interplay between the different traits of individuals in the population dynamics than population genetic models where an individual is often only characterized by its “fitness”, independently of the population state. In the present work for instance we see that under Assumptions 1 to 3, the parameter f_A/f_a is important, whereas it was implicitly taken equal to 1 in previous studies of soft sweeps from recurrent mutations. Similarly in the study of genetic hitchhiking during a hard sweep, results from population genetics models can be recovered if we assume $f_A = f_a$ and $S_{aA}/f_a = |S_{aA}|/f_A$ [44, 6, 7]. And under Assumption 4, if we consider competitions independent of the individuals’ type, as in population genetics models, Equation (2.2) admits at most one equilibrium in the positive quadrant.

More importantly this approach allows one to account for non transitive relations between mutants: if a mutant 1 invades a resident population 0 and is invaded by an other mutant population 2, this does not necessarily imply that the resident population 0 would have been invaded by the mutant population 2 [3, 2]. Frequency-dependent selection is often ignored in population genetics model, which does not allow to model such a phenomenon

3.3. Back mutations. Another novel aspect of this work is to take into account the possibility of back mutations. As for the population size variations we prove that their role on the haplotype diversity is negligible under Assumptions 1 to 3. This is for the same reason: the most important phase is the first phase of the sweep during which the a -population size is small. As a consequence, it produces a small number of back mutations. In contrast, back mutations may strongly affect the population dynamics under Assumption 4. Indeed, the dynamical system (2.2) may admit up to two stable fixed points and up to three fixed points in the positive quadrant $(\mathbb{R}_+^*)^2$, whereas a two-dimensional competitive Lotka-Volterra system has at most one fixed point in the positive quadrant.

4. POISSON REPRESENTATION AND COUPLINGS

In this section, we construct the population process by means of Poisson point processes, and we describe two couplings with birth and death processes without competition which will be needed in the proofs.

4.1. Poisson representation. Following the definition of the process in (1.1) and (1.2) we can associate a birth rate and a death rate to each subpopulation N_i originating from the i th first generation mutant of type a :

$$(4.1) \quad b_i^K(n) = (f_a - \mu_K^{aA})n_i,$$

and

$$(4.2) \quad d_i^K(n) = \left(D_a + \frac{C_{a,A}}{K}n_A + \frac{C_{a,a}}{K}n_a \right) n_i,$$

where $n = (n_a, n_1, n_2, \dots)$ is the current state of the population, and $n_a = \sum_{i \in \mathbb{N}} n_i$.

In the vein of Fournier and Méléard [22] we represent the A - and a -population sizes in terms of Poisson measures. Let $(Q_A(ds, d\theta), Q_m(ds, d\theta), Q_i(ds, d\theta), i \in \mathbb{N})$ be independent Poisson random measures on \mathbb{R}_+^2 with intensity $dsd\theta$, and $(e_A, e_i, i \in \mathbb{N})$ be the canonical basis of $\mathbb{R}^{A \times \mathbb{N}}$. We decompose on possible jumps that may occur: births and deaths of A -individuals, arrivals of new mutants of type a , and births and deaths of a -individuals without mutation (we do not distinguish mutant and non mutant A individuals, as it will not be needed in the proofs). Let N_m denote the point process describing the arrival of a mutants:

$$(4.3) \quad N_m(t) := \int_0^t \int_{\mathbb{R}_+} \mathbf{1}_{\theta \leq f_A \mu_K^{Aa} N_A(s^-)} Q_m(ds, d\theta).$$

Remark that with this notation,

$$T_i = \inf\{t \geq 0, N_m(t) = i\},$$

with the convention $\inf \emptyset = \infty$. Recall the birth and death rates of the process in (1.1), (1.2), (4.1) and (4.2). Then for every real function h on $\mathbb{R}_+^{A \times \mathbb{N}}$ measurable and such that $h(N(t))$ is integrable:

$$(4.4) \quad \begin{aligned} h(N(t)) = h(N(0)) &+ \int_0^t \int_{\mathbb{R}_+} \left(\left(h(N(s^-) + e_A) - h(N(s^-)) \right) \mathbf{1}_{\theta \leq b_A^K(N(s^-))} \right. \\ &+ \left(h(N(s^-) - e_A) - h(N(s^-)) \right) \mathbf{1}_{0 < \theta - b_A^K(N(s^-)) \leq d_A^K(N(s^-))} \Big) Q_A(ds, d\theta) \\ &+ \int_0^t \int_{\mathbb{R}_+} \left(h(N(s^-) + e_{N_m(t)}) - h(N(s^-)) \right) \mathbf{1}_{\theta \leq f_A \mu_K^{Aa} N_A(s^-)} Q_m(ds, d\theta) \\ &+ \sum_{i \in \mathbb{N}} \left(\int_0^t \int_{\mathbb{R}_+} \left(\left(h(N(s^-) + e_i) - h(N(s^-)) \right) \mathbf{1}_{\theta \leq b_i^K(N(s^-))} \right. \right. \\ &\quad \left. \left. + \left(h(N(s^-) - e_i) - h(N(s^-)) \right) \mathbf{1}_{0 < \theta - b_i^K(N(s^-)) \leq d_i^K(N(s^-))} \right) Q_i(ds, d\theta) \right). \end{aligned}$$

In particular, taking $h(N) = \sum_{i \in \mathbb{N}} N_i$ in (4.4) we get:

$$N_a(t) = \sum_{i \in \mathbb{N}} \mathbf{1}_{t \geq T_i} \left\{ 1 + \int_0^t \int_{\mathbb{R}_+} \left(\mathbf{1}_{\theta \leq f_a N_i(s^-)} - \mathbf{1}_{0 < \theta - f_a N_i(s^-) \leq d_i^K(N(s^-))} \right) Q_i(ds, d\theta) \right\}.$$

Let us now introduce a finite subset of \mathbb{N} containing the equilibrium size of the A -population,

$$(4.5) \quad I_\varepsilon^K := \left[K \left(\bar{n}_A - 2\varepsilon \frac{C_{A,a}}{C_{A,A}} \right), K \left(\bar{n}_A + 2\varepsilon \frac{C_{A,a}}{C_{A,A}} \right) \right] \cap \mathbb{N},$$

and the stopping times T_ε^K and S_ε^K , which denote respectively the hitting time of $[\varepsilon K]$ by the mutant a -population and the exit time of I_ε^K by the resident A -population,

$$(4.6) \quad T_\varepsilon^K := \inf \left\{ t \geq 0, N_a^K(t) = \lfloor \varepsilon K \rfloor \right\}, \quad S_\varepsilon^K := \inf \left\{ t \geq 0, N_A^K(t) \notin I_\varepsilon^K \right\}.$$

We call "first phase" of the selective sweep the time interval needed for the mutant a -population to hit a size $[\varepsilon K]$. Let us first recall what happens when there is only one mutant a occurring in an A -population at its equilibrium size $[\bar{n}_A K]$. It is stated in [9] that the a -population generated by this mutant has a probability close to S_{aA}/f_a to hit a size $[\varepsilon K]$, and that there exist two positive constants c and ε_0 such that for every $\varepsilon \leq \varepsilon_0$,

$$\limsup_{K \rightarrow \infty} \mathbb{P}(T_\varepsilon^K < \infty, T_\varepsilon^K > S_\varepsilon^K) \leq c\varepsilon,$$

and

$$\left| \mathbb{P} \left((1 - c\varepsilon) \frac{\log K}{S_{aA}} \leq T_\varepsilon^K \leq (1 + c\varepsilon) \frac{\log K}{S_{aA}} \mid T_\varepsilon^K < \infty \right) - \frac{S_{aA}}{f_a} \right| \leq c\varepsilon.$$

We will see that in the case of recurrent mutations the a -population hits the size $\lfloor \varepsilon K \rfloor$ with a probability close to 1 and that the duration of the first phase depends weakly on the value of λ^{Aa} and λ^{aA} under Assumptions 1 to 3. The proof of this result lies on couplings of the subpopulations $(N_i, i \geq 1)$ with independent birth and death processes that we will now describe.

4.2. A first coupling with birth and death processes. In this subsection, we introduce couplings of the population process with birth and death processes without competition, which will be needed to prove Theorem 1.

We recall (4.6) and define the rescaled invasion fitness

$$(4.7) \quad s = S_{aA}/f_a,$$

and, for $\varepsilon < S_{aA}/(2C_{a,A}C_{A,a}/C_{A,A} + C_{a,a})$,

$$(4.8) \quad s_-(\varepsilon) := s - \varepsilon \frac{2C_{a,A}C_{A,a} + C_{a,a}C_{A,A}}{f_a C_{A,A}} \quad \text{and} \quad s_+(\varepsilon) := s + 2\varepsilon \frac{C_{a,A}C_{A,a}}{f_a C_{A,A}}.$$

Definitions (1.3) and (4.2) ensure that

$$f_a(1 - s_+(\varepsilon)) \leq \frac{d_i^K(N(t))}{N_i(t)} = f_a - S_{aA} + \frac{C_{a,A}}{K}(N_A(t) - \bar{n}_A K) + \frac{C_{a,a}}{K}N_a(t) \leq f_a(1 - s_-(\varepsilon)).$$

Let us define for $i \in \mathbb{N}$ two supercritical birth and death processes:

$$(4.9) \quad N_i^*(t) = \mathbf{1}_{\{t \geq T_i\}} \left(1 + \int_0^t \int_{\mathbb{R}_+} \left(\mathbf{1}_{\theta \leq (1 - \mu_K^{aA})f_a N_i^*(s^-)} - \mathbf{1}_{0 < \theta - (1 - \mu_K^{aA})f_a N_i^*(s^-) \leq f_a(1 - s_*(\varepsilon))N_i^*(s^-)} \right) Q_i(ds, d\theta) \right),$$

where $*$ $\in \{-, +\}$. These processes have two fundamental properties. First, almost surely:

$$(4.10) \quad N_i^-(t) \leq N_i(t) \leq N_i^+(t), \quad \text{for all } t < T_\varepsilon^K \wedge S_\varepsilon^K.$$

Second

$$((N_i^-, N_i^+), i \in \mathbb{N})$$

is a sequence of pairs independent conditionally on the mutation times $(T_i, i \in \mathbb{N})$. In other words during the first phase we can couple the subpopulations $(N_i, i \geq 1)$ with birth and death processes which evolve independently. This will allow us to study the duration of the first phase.

4.3. A second coupling with birth and death processes. We will apply some results of Richard [41] on birth and death processes with immigration to prove Theorem 2. In order to do this we need to introduce new couplings. Let $N_m^*, * \in \{-, +, 0\}$ be three counting processes, defined with the same Poisson measure Q_m as N_m (see Equation (4.3)) by

$$N_m^*(t) := \int_0^t \int_{\mathbb{R}_+} \mathbf{1}_{\theta \leq \lambda_K^*(\varepsilon)} Q_m(ds, d\theta),$$

where

$$(4.11) \quad \lambda_K^0(\varepsilon) := f_A \mu_K^{Aa} K \bar{n}_A \quad \text{and} \quad \lambda_K^*(\varepsilon) := f_A \mu_K^{Aa} K (\bar{n}_A * 2\varepsilon C_{A,a}/C_{A,A}), \quad * \in \{-, +\}.$$

Denote by T_i^* their respective jump times

$$(4.12) \quad T_i^* = \inf\{t \geq 0, N_m^*(t) = i\}.$$

The jump times T_i^* are the arrival times of individuals generating new populations $Z_i^{(*)}$, which can be represented as follows:

$$(4.13) \quad Z_i^*(t) = \mathbf{1}_{\{t \geq T_i^*\}} \left(1 + \int_0^t \int_{\mathbb{R}_+} \left(\mathbf{1}_{\theta \leq f_a(1-\mu_K^{aA})Z_i^*(s^-)} - \mathbf{1}_{0 < \theta - f_a(1-\mu_K^{aA})Z_i^*(s^-) \leq f_a(1-s_*(\varepsilon))Z_i^*(s^-)} \right) Q_i^*(ds, d\theta) \right),$$

where $s_0(\varepsilon) = s$ has been defined in (4.7), and for $* \in \{-, +, 0, \emptyset\}$ the Poisson measures $(Q_j^*, j \geq 1)$ are independent and chosen in a way such that:

If $((i_1, *_1), (i_2, *_2)) \in (\mathbb{N} \times \{-, +, 0, \emptyset\})^2$ such that $T_{i_1}^{*1} = T_{i_2}^{*2}$, then $Q_{i_1}^{*1} = Q_{i_2}^{*2}$

(recall that the sequence of measures $(Q_i, i \geq 1)$ appeared in the definition of the population process in (4.4)). Finally we introduce the sum of these population processes for $* \in \{-, +, 0\}$

$$(4.14) \quad Z^*(t) = \sum_{i \in \mathbb{N}} Z_i^*(t).$$

Then by construction we have almost surely:

$$T_i^+ \wedge T_\varepsilon^K \wedge S_\varepsilon^K \leq T_i \wedge T_\varepsilon^K \wedge S_\varepsilon^K \leq T_i^- \wedge T_\varepsilon^K \wedge S_\varepsilon^K, \quad \text{for all } i \geq 1.$$

$$(4.15) \quad Z_i^-(t) \leq N_i(t) \leq Z_i^+(t), \quad \text{for all } i \text{ such that } T_i^+ = T_i = T_i^- \text{ and } t < T_\varepsilon^K \wedge S_\varepsilon^K.$$

$$(4.16) \quad Z_i^-(t) \leq Z_i^0(t) \leq Z_i^+(t), \quad \text{for all } i \text{ such that } T_i^+ = T_i^0 = T_i^- \text{ and } t \geq 0.$$

and

$$Z^-(t) \leq N_a(t) \leq Z^+(t), \quad \text{for all } t < T_\varepsilon^K \wedge S_\varepsilon^K.$$

Notice that if the introductions of Z^- and Z^+ are quite natural to get lower and upper bounds for the a population size, the process Z^0 has been introduced only for technical reasons: we will need in Section 6 to apply limit theorems to population processes at time $|\ln \varepsilon|/4S_{aA}$ when ε goes to 0. This is feasible only if the definitions of the population processes do not depend on ε , which is not the case of Z^- and Z^+ .

5. PROOF OF THEOREM 1

Each mutant has a positive probability to generate a population which survives during a long time. As a consequence, the limit probability for the total a -population size to hit the value $\lfloor \varepsilon K \rfloor$ when K is large is equal to one. We do not prove the first point of Theorem 1 as it has already been stated in [9]. Recall Definition (4.6). To prove the second point, we will first establish the following Lemma:

Lemma 5.1. *Under Assumption 2 (in this case $\beta = 0$) or 3, there exist two positive constants c and ε_0 such that for every $\varepsilon \leq \varepsilon_0$,*

$$\liminf_{K \rightarrow \infty} \mathbb{P} \left((1 - c\varepsilon)(1 - \beta) \frac{\log K}{S_{aA}} \leq T_\varepsilon^K \leq (1 + c\varepsilon)(1 - \beta) \frac{\log K}{S_{aA}} \right) \geq 1 - c\varepsilon.$$

Proof. The proof of Lemma 5.1 relies on comparisons of the a -population dynamics with these of branching processes. Broadly speaking mutants occur according to a Poisson process with parameter $f_A \bar{n}_A \lambda^{Aa} K^\beta$ and are successful (i.e. generate a large population) with probability s . Hence successful mutants follow approximately a Poisson process with parameter $f_A \bar{n}_A s \lambda^{Aa} K^\beta$. This is only an approximation, as the A -population size varies over time. Once a number of order K^β of successful mutant populations have occurred, which takes a time of order 1, their total growth is close to this of a supercritical branching process with birth and death rates $f_a(1 - \mu_K^{aA})$ and $f_a(1 - s)$ conditioned on non-extinction and they take

a time of order $(1 - \beta) \log K / S_{aA}$ to hit a size $\lfloor \varepsilon K \rfloor$ (see (A.3)).

Before deriving upper and lower bounds for the time T_ε^K , we recall that according to (A.4) there exists a positive constant V such that

$$(5.1) \quad \lim_{K \rightarrow \infty} \mathbb{P}(S_\varepsilon^K < T_\varepsilon^K \wedge e^{KV}) = 0.$$

This is a direct consequence of Theorem 3 (c) in [9], which is recalled in Appendix (see Lemma A.1).

Upper bound: Let us take ε_0 such that $\bar{n}_A - 2\varepsilon_0 C_{A,a} / C_{A,A} \geq \bar{n}_A / 2$. By definition, on the time interval $[0, T_\varepsilon^K \wedge S_\varepsilon^K]$, new a -mutants occur with a rate larger than

$$f_A K \left(\bar{n}_A - 2\varepsilon \frac{C_{A,a}}{C_{A,A}} \right) \mu_K^{Aa} \geq f_A \bar{n}_A \frac{\lambda^{Aa}}{2} K^\beta$$

for K large enough under Assumption 2 or 3. We couple each new mutant population i with a birth and death process $N_i^{(-)}$ as described in (4.9) and (4.10). We introduce for every integer k the first time $T_k(\text{success})$ when k "successful mutants" have occurred in the following sense:

$$T_k(\text{success}) := \inf \left\{ t \geq 0, \# \{i, T_i \leq t, N_i^- \text{ does not get extinct} \} = k \right\}.$$

Note that $T_k(\text{success})$ is not a stopping time. According to (A.1) for each i the probability that the process N_i^- does not get extinct is $s_-(\varepsilon) \geq s/2$ for ε small enough. Hence by construction, if $T_\varepsilon^K \wedge S_\varepsilon^K$ is large enough, $T_k(\text{success})$ is smaller than the sum of k independent exponentially distributed random variables with parameter $f_A \bar{n}_A \lambda^{Aa} s K^\beta / 4$. As a consequence, adding (5.1) we get that

$$(5.2) \quad \liminf_{K \rightarrow \infty} \mathbb{P}(T_k(\text{success}) \wedge T_\varepsilon^K \leq \varepsilon \log K) \geq 1 - c\varepsilon$$

for ε small enough, where c is a positive constant.

The time needed by these k successful mutant populations to hit a size $\lfloor \varepsilon K \rfloor$ satisfies

$$(5.3) \quad \lim_{K \rightarrow \infty} \mathbb{P} \left(\frac{\inf \{t - T_k(\text{success}) \geq 0, \sum_{1 \leq m \leq k} N_{i_m}^-(t) = \lfloor \varepsilon K \rfloor\}}{(1 - \beta) \log K} \leq \frac{1}{f_a s_-(\varepsilon)} \right) = 1,$$

where $N_{i_m}^{(-)}$ is the m th mutant population such that $N_{i_m}^{(-)}$ does not get extinct and we have applied (A.3). Combining (5.1), (5.2) and (5.3) yields the existence of a positive c such that for ε small enough

$$(5.4) \quad \liminf_{K \rightarrow \infty} \mathbb{P} \left(T_\varepsilon^K \leq (1 + c\varepsilon)(1 - \beta) \frac{\log K}{S_{aA}} \wedge S_\varepsilon^K \right) \geq 1 - c\varepsilon.$$

Lower bound: Equation (5.4) implies that with a probability close to one up to a constant times ε , the number of a -mutants occurring during the first phase, $N_m(T_\varepsilon^K)$, is smaller than a Poisson process with parameter

$$f_A K \left(\bar{n}_A + 2\varepsilon \frac{C_{A,a}}{C_{A,A}} \right) \mu_K^{Aa}$$

taken at time $(1 + c\varepsilon)(1 - \beta) \log K / S_{aA}$. Adding Assumption 2 or 3 yields

$$\mathbb{P}(N_m(T_\varepsilon^K) > K^{\beta+\varepsilon}) \leq \frac{\mathbb{E}[N_m(T_\varepsilon^K)]}{K^{\beta+\varepsilon}} \leq \frac{cK^\beta \log K}{K^{\beta+\varepsilon}} \leq c\varepsilon$$

for a constant c , ε small enough and K large enough, where we used Markov Inequality. Using this last inequality and the definition of Coupling (4.10), we see that with a probability close to one the a -population size during the first phase is smaller than a birth and death process

$N^{(\beta+\varepsilon)}$ with individual birth rate $(1 - \mu_K^{aA})f_a$, individual death rate $f_a(1 - s_+(\varepsilon))$ and initial state $K^{\beta+\varepsilon}$. But according to (A.3), there exists a positive c such that for ε small enough

$$\lim_{K \rightarrow \infty} \mathbb{P}\left(N^{(\beta+\varepsilon)}(t) < \lfloor \varepsilon K \rfloor, \forall t \leq (1 - c\varepsilon)(1 - \beta) \frac{\log \lfloor \varepsilon K \rfloor}{S_{aA}}\right) = 1.$$

This yields the desired lower bound for T_ε^K and ends the proof of Lemma 5.1. \square

Once the number of a -individuals is large enough, we can compare the evolution of the a - and A -population sizes with the solution of a deterministic system. Recall that $n^{(z)} = (n_\alpha^{(z)}, \alpha \in \mathcal{A})$ is the solution of the dynamical system (1.5) with initial condition $z \in \mathbb{R}_+^{\mathcal{A}}$. Then we have the following comparison result:

Lemma 5.2. *Let z be in $(\mathbb{R}_+^*)^A \times (\mathbb{R}_+^*)^a$ and $T > 0$. Suppose that Assumption 2 or 3 holds and that $N^K(0)/K$ converges to z in probability. Then*

$$\lim_{K \rightarrow \infty} \sup_{s \leq T} \|N^K(s)/K - n^{(z)}(s)\| = 0 \quad \text{in probability}$$

where $\|\cdot\|$ denotes the L^1 -Norm on $\mathbb{R}^{\mathcal{A}}$.

The proof relies on a slight modification of Theorem 2.1 p. 456 in Ethier and Kurtz [21]. We do not detail it and refer the reader to Lemma 4.1 in [47] for a similar derivation.

Combining Lemmas 5.1 and 5.2 we are now able to prove the point 2 of Theorem 1.

Proof of Theorem 1. For $\varepsilon \leq C_{a,a}/C_{a,A} \wedge 2|S_{Aa}|/C_{A,a}$ and z in $\mathbb{R}_+^A \times (\mathbb{R}_+^a \setminus \{0\})$ we introduce a deterministic time $t_\varepsilon(z)$ after which the solution $n^{(z)}$ of the dynamical system (1.5) is close to the stable equilibrium $(0, \bar{n}_a)$:

$$(5.5) \quad t_\varepsilon(z) := \inf \left\{ s \geq 0, \forall t \geq s, (n_A^{(z)}(t), n_a^{(z)}(t)) \in [0, \varepsilon^2/2] \times [\bar{n}_a - \varepsilon/2, \infty) \right\}.$$

Under condition (1.6) $n^{(z)}$ never escapes from the set $[0, \varepsilon^2/2] \times [\bar{n}_a - \varepsilon/2, \infty)$ once it has reached the latter. Moreover, $t_\varepsilon(z)$ is finite and,

$$(5.6) \quad t^{(\varepsilon)} := \sup \{ t_\varepsilon(z), z \in [\varepsilon/2, \varepsilon] \times [\bar{n}_A - 2\varepsilon C_{A,a}/C_{A,A}, \bar{n}_A + 2\varepsilon C_{A,a}/C_{A,A}] \} < \infty.$$

Recall that $\beta_2 = 0$ and $\beta_3 = \beta$. Combining Lemma 5.1, and Equations (5.1) and (5.6), we get under Assumption i for $i \in \{2, 3\}$ that after a time of order $(1 - \beta_i) \log K / S_{aA}$, the A -population size is close to $\varepsilon^2 K / 2$ and the a -population size is close to $\bar{n}_a K$. Under Assumptions 2 and 3, $\lambda^{\alpha\bar{\alpha}}, \alpha \in \mathcal{A}$, are negligible with respect to 1. As a consequence, we can use the proof in [9] to get that the time needed to end the sweep after time $T_\varepsilon^K + t^{(\varepsilon)}$ is close to $\log K / |S_{Aa}|$ with high probability. This proof lies on a coupling of the A -population dynamics with this of a subcritical birth and death process with individual birth rate f_A and individual death rate $D_A + C_{A,a}\bar{n}_a = f_A + |S_{Aa}|$. This ends the proof of Theorem 1. \square

6. PROOF OF THEOREM 2

The first point of Theorem 2 has already been stated in [9] and we will focus on Assumptions 2 and 3. We assume along this section that (1.6) and (2.1) hold, and refer to Section 4.3 for the definitions of the different processes coupled with the population process N .

6.1. Proof of Theorem 2 point (2). We suppose in this subsection that Assumption 2 holds. The idea is to cut the first phase into two parts: the first part, which has a duration $|\ln \varepsilon| / 4S_{aA}$, is long enough for a sufficient number of mutants to appear, and short enough to construct efficient couplings of processes $(N_i, i \geq 1)$ with birth and death processes. We then show that the relative sizes of the populations generated by the successive a -mutants stay approximately the same until the end of the sweep.

For the sake of readability, we introduce the time

$$(6.1) \quad l_\varepsilon := |\ln \varepsilon| / 4S_{aA},$$

and we recall the definitions of $(T_i^*, Z_i^*, i \geq 1, * \in \{-, +, 0\})$ in (4.12) and (4.13).

We want to control the relative sizes of the populations generated by the successive a -mutants at time l_ε . If we define the event

$$(6.2) \quad Tid := \{T_i^- = T_i^0 = T_i = T_i^+, \forall i \text{ such that } T_i^+ \leq l_\varepsilon\},$$

we get

$$\begin{aligned} \mathbb{P}(Tid) &= \sum_{k \geq 0} \mathbb{P}(N_m^+(l_\varepsilon) = k, Tid) \geq e^{-\lambda_K^+(\varepsilon)l_\varepsilon} \sum_{k \geq 0} \frac{(\lambda_K^+(\varepsilon)l_\varepsilon)^k}{k!} \left(\frac{\lambda_K^-(\varepsilon)}{\lambda_K^+(\varepsilon)} \right)^k \\ &= \exp((\lambda_K^-(\varepsilon) - \lambda_K^+(\varepsilon))l_\varepsilon) \geq 1 - \varepsilon^{1/4} \end{aligned}$$

for ε small enough and K large enough, where $\lambda_K^-(\varepsilon)/\lambda_K^+(\varepsilon)$ is the probability that the Poisson process N_m^- jumps at a given time conditionally on having a jump of the Poisson process N_m^+ at the same time. Moreover, we have from the definition of Z^- in (4.14) and thanks to (A.2),

$$\begin{aligned} \mathbb{P}(Z^-(l_\varepsilon) = 0) &= \sum_{k=0}^{\infty} \mathbb{P}(Z^-(l_\varepsilon) = 0, N_m^-(l_\varepsilon) = k) \\ &\leq e^{-\lambda_K^-(\varepsilon)l_\varepsilon} \sum_{k=0}^{\infty} \frac{1}{k!} (\lambda_K^-(\varepsilon)l_\varepsilon(1 - s_-(\varepsilon)))^k \\ &= e^{-s_-(\varepsilon)\lambda_K^-(\varepsilon)l_\varepsilon} = e^{s_-(\varepsilon)\lambda_K^-(\varepsilon)/4S_{aA}}. \end{aligned}$$

From the two last inequalities we get the existence of two positive constants c and γ such that for ε small enough,

$$(6.3) \quad \liminf_{K \rightarrow \infty} \mathbb{P}(Tid, Z^-(l_\varepsilon) \geq 1) \geq 1 - c\varepsilon^\gamma.$$

By Couplings (4.15) and (4.16) we have almost surely on the event Tid and for every $i \geq 1$,

$$(6.4) \quad \frac{Z_i^-(l_\varepsilon)}{Z^+(l_\varepsilon)} \leq \frac{Z_i^0(l_\varepsilon)}{Z^0(l_\varepsilon)}, \frac{N_i(l_\varepsilon)}{N_a(l_\varepsilon)} \leq \frac{Z_i^+(l_\varepsilon)}{Z^-(l_\varepsilon)}.$$

Hence, if we are able to show that $(Z_i^+/Z^-)(l_\varepsilon)$ and $(Z_i^+/Z^0)(l_\varepsilon)$ are close for every i , it will imply that $(Z_i^0/Z^0)(l_\varepsilon)$ and $(N_i/N_a)(l_\varepsilon)$ are close for every i . Let us first notice that for every $t \geq 0$, the following inequality holds

$$\begin{aligned} \mathbf{1}_{\{Z^-(t) \geq 1, Tid\}} \left(\frac{Z^+(t)}{Z^-(t)} - \frac{Z^-(t)}{Z^+(t)} \right) &= \mathbf{1}_{\{Z^-(t) \geq 1, Tid\}} \frac{(Z^+(t) - Z^-(t))(Z^+(t) + Z^-(t))}{Z^-(t)Z^+(t)} \\ &\leq 2\mathbf{1}_{\{Tid\}}(Z^+(t) - Z^-(t)). \end{aligned}$$

In order to use Lemma A.2, we bound the last term as follows:

$$\begin{aligned} \mathbf{1}_{\{Tid\}}(Z^+(t) - Z^-(t)) &\leq Z^-(t) \left(e^{f_a(s_+(\varepsilon) - s_-(\varepsilon))t} - 1 \right) + \\ &\quad \mathbf{1}_{\{Tid\}} \sum_{i=1}^{N_m^+(t)} e^{f_a s_+(\varepsilon)(t - T_i^0)} \left(Z_i^+(t) e^{-f_a(s_+(\varepsilon) - \mu_K^{aA})(t - T_i^0)} - Z_i^-(t) e^{-f_a(s_-(\varepsilon) - \mu_K^{aA})(t - T_i^0)} \right). \end{aligned}$$

We are now able to compare the relative mutant population sizes. Applying (6.3) and the two last remarks, we get

$$\begin{aligned}
(6.5) \quad & \mathbb{P}\left(\exists i, \frac{Z_i^+(l_\varepsilon)}{Z^-(l_\varepsilon)} - \frac{Z_i^-(l_\varepsilon)}{Z^+(l_\varepsilon)} > \varepsilon^{1/8}\right) \\
& \leq c\varepsilon^\gamma + \mathbb{P}\left(2(Z^+(l_\varepsilon) - Z^-(l_\varepsilon)) > \varepsilon^{1/8}, Tid\right) \\
& \leq c\varepsilon^\gamma + 2\varepsilon^{-1/8} \mathbb{E}[\mathbf{1}_{\{Tid\}}(Z^+(l_\varepsilon) - Z^-(l_\varepsilon))] \\
& \leq c\varepsilon^\gamma + 2\varepsilon^{-1/8} \left\{ \left(e^{f_a(s_+(\varepsilon) - s_-(\varepsilon))l_\varepsilon} - 1 \right) \mathbb{E}[Z^-(l_\varepsilon)] + e^{f_a s_+(\varepsilon)l_\varepsilon} \right. \\
& \quad \left. \mathbb{E}\left[\mathbb{E}\left[\mathbf{1}_{\{Tid\}} \sum_{i=1}^{N_m^+(l_\varepsilon)} \left| Z_i^+(t) e^{-f_a(s_+(\varepsilon) - \mu_K^{aA})(l_\varepsilon - T_i^0)} - Z_i^-(t) e^{-f_a(s_-(\varepsilon) - \mu_K^{aA})(l_\varepsilon - T_i^0)} \right| \right. \right. \right. \\
& \quad \left. \left. \left. (N_m^+(t), t \leq l_\varepsilon) \right] \right] \right\}.
\end{aligned}$$

But we know that conditionally on Tid and on $(N_m^+(t), t \leq l_\varepsilon)$, the random variables

$$Z_i^+(t) e^{-f_a(s_+(\varepsilon) - \mu_K^{aA})(l_\varepsilon - T_i^0)} - Z_i^-(t) e^{-f_a(s_-(\varepsilon) - \mu_K^{aA})(l_\varepsilon - T_i^0)}$$

are independent martingales with zero mean, and according to Lemma A.2 we can couple each (Z_i^+, Z_i^-) with a pair of processes $(\tilde{Z}_i^+, \tilde{Z}_i^-)$ such that Z_i^* and \tilde{Z}_i^* have the same distribution for $* \in \{-, +\}$, and

$$\sup_{t \geq 0} \mathbb{E} \left[\left(\tilde{Z}_i^+(t) e^{-f_a(s_+(\varepsilon) - \mu_K^{aA})(l_\varepsilon - T_i^0)} - \tilde{Z}_i^-(t) e^{-f_a(s_-(\varepsilon) - \mu_K^{aA})(l_\varepsilon - T_i^0)} \right)^2 \right] \leq s_+(\varepsilon) - s_-(\varepsilon).$$

As a consequence, recalling Definition (4.8) and using Cauchy-Schwarz Inequality, the last expectation in (6.5) can be bounded by

$$\mathbb{E} \left[\left(N_m^+(l_\varepsilon)(s_+(\varepsilon) - s_-(\varepsilon)) \right)^{1/2} \right] \leq \lambda_K^+(\varepsilon)(s_+(\varepsilon) - s_-(\varepsilon))^{1/2} \leq c\varepsilon^{1/2}$$

for ε small enough and K large enough, where c is a finite constant.

Furthermore, the first expectation in (6.5) can be computed explicetely. Let δ be in $(0, 1)$. Then there exists a finite c such that for ε small enough

$$\begin{aligned}
& \left(e^{f_a(s_+(\varepsilon) - s_-(\varepsilon))l_\varepsilon} - 1 \right) \mathbb{E}[Z^-(l_\varepsilon)] \\
& = \left(e^{f_a(s_+(\varepsilon) - s_-(\varepsilon))l_\varepsilon} - 1 \right) \frac{\lambda_K^-(\varepsilon)}{(s_-(\varepsilon) - \mu_K^{aA})f_a} \left(e^{(s_-(\varepsilon) - \mu_K^{aA})f_a l_\varepsilon} - 1 \right) \\
& \leq c\varepsilon^{1-\delta} \varepsilon^{-1/4} = c\varepsilon^{3/4-\delta}.
\end{aligned}$$

Adding that for ε small enough and K large enough,

$$e^{f_a s_+(\varepsilon)l_\varepsilon} \leq \varepsilon^{-1/4-\delta}$$

and taking $\delta = 1/16$, we conclude that for ε small enough,

$$(6.6) \quad \limsup_{K \rightarrow \infty} \mathbb{P}\left(\exists i, \frac{Z_i^+(l_\varepsilon)}{Z^-(l_\varepsilon)} - \frac{Z_i^-(l_\varepsilon)}{Z^+(l_\varepsilon)} > \varepsilon^{1/8}\right) \leq c(\varepsilon^\gamma + \varepsilon^{1/16}),$$

where c is a finite constant.

Let us now consider for every $t \geq 0$ and $* \in \{-, +, 0\}$ the subsequence of mutant populations which survive until a given time:

$$(Z_{i,t}^{(*)}, i \geq 1) = (Z_j^*, j \geq 1 \text{ and } Z_j^*(t) \geq 1),$$

where the index i increases with the birth time of the mutant at the origin of the surviving population. We introduce similarly the sequence $(N_{i,t}^{(0)}, i \geq 1)$ for surviving processes N_i .

For every i such that $T_i^- = T_i^+ \leq l_\varepsilon$, the probability that Z_i^+ survives until time l_ε and Z_i^- does not survive until time l_ε is bounded by $c\varepsilon$ for a finite c (thanks to (A.2) and because $\lambda_K^+(\varepsilon) - \lambda_K^-(\varepsilon)$ is of order ε). Adding (6.4) and (6.6), we finally get the existence of three positive constants (γ_1, γ_2, c) such that,

$$(6.7) \quad \mathbb{P}\left(\left\|\left(\frac{N_{i,l_\varepsilon}^{(0)}}{N_a(l_\varepsilon)}, i \geq 1\right) - \left(\frac{Z_{i,l_\varepsilon}^{(0)}}{Z^{(0)}(l_\varepsilon)}, i \geq 1\right)\right\| > \varepsilon^{\gamma_1}\right) \leq c\varepsilon^{\gamma_2},$$

where $\|x\| = \sup_i |x_i|$.

To study the evolution of the relative population sizes during the end of the first phase we will proceed in two steps: first we will show that the a -population at time T_ε^K is essentially constituted by descendants of a -mutants born from A -individuals before the time l_ε ; then we will show that the relative sizes of the a -populations generated by the a -mutants born before the time l_ε stay approximately the same during the time interval $[l_\varepsilon, T_\varepsilon^K]$. Hence as a first step we prove that there exists a finite c such that for ε small enough, K large enough, and $t \geq l_\varepsilon$,

$$(6.8) \quad \mathbb{E}\left[\frac{\bar{N}_a(t \wedge T_\varepsilon^K \wedge S_\varepsilon^K) + 1}{N_a(t \wedge T_\varepsilon^K \wedge S_\varepsilon^K) + 1}\right] \geq 1 - c \int_{l_\varepsilon}^t \mathbb{E}\left[\frac{\mathbf{1}_{\{N_a(s \wedge T_\varepsilon^K \wedge S_\varepsilon^K) \geq 1\}}}{N_a(s) + 1}\right] ds,$$

where \bar{N}_a denotes the population generated by the a -mutants born before time l_ε . To prove this inequality, we use an equivalent representation of the a -population. Let $Q(ds, d\theta)$ and $R(ds, d\theta)$ be two independent Poisson random measures with intensity $dsd\theta$, independent of Q_m , and recall Definition (1.2). Then on the time interval $[l_\varepsilon, T_\varepsilon^K]$, the triplet (\bar{N}_a, N_a, N_A) has the same law as $(\tilde{N}_a, \tilde{N}_a, \tilde{N}_A)$ defined by:

$$\begin{aligned} \tilde{N}_a(t) &= N_a(l_\varepsilon) + \int_{l_\varepsilon}^t \int_{\mathbb{R}_+} Q(ds, d\theta) \left(\mathbf{1}_{\theta \leq (1-\mu_K^{aA})f_a \tilde{N}_a(s^-)} \right. \\ &\quad \left. - \mathbf{1}_{0 < \theta - (1-\mu_K^{aA})f_a \tilde{N}_a(s^-) \leq D_a^K(\tilde{N}(s^-)) \tilde{N}_a(s^-)} \right) = N_a(l_\varepsilon) + \int_{l_\varepsilon}^t \int_{\mathbb{R}_+} f(s^-) Q(ds, d\theta), \\ (\tilde{N}_a - \tilde{N}_a)(t) &= \int_{l_\varepsilon}^t \int_{\mathbb{R}_+} \left(\mathbf{1}_{0 < \theta - ((1-\mu_K^{aA})f_a + D_a^K(\tilde{N}(s^-))) \tilde{N}_a(s^-) \leq (1-\mu_K^{aA})f_a(\tilde{N}_a - \tilde{N}_a)(s^-)} \right. \\ &\quad \left. - \mathbf{1}_{0 < \theta - ((1-\mu_K^{aA})f_a \tilde{N}_a(s^-) + D_a^K(\tilde{N}(s^-)) \tilde{N}_a(s^-)) \leq D_a^K(\tilde{N}(s^-))(\tilde{N}_a - \tilde{N}_a)(s^-)} \right) Q(ds, d\theta) \\ &+ \int_{l_\varepsilon}^t \int_{\mathbb{R}_+} \mathbf{1}_{\theta \leq \mu_K^{Aa} f_A \tilde{N}_A(s^-)} Q_m(ds, d\theta) = \int_{l_\varepsilon}^t \int_{\mathbb{R}_+} \bar{f}(s^-) Q(ds, d\theta) + \int_{l_\varepsilon}^t \int_{\mathbb{R}_+} g(s^-) Q_m(ds, d\theta), \end{aligned}$$

and

$$\begin{aligned} \tilde{N}_A(t) &= N_A(l_\varepsilon) + \int_{l_\varepsilon}^t \int_{\mathbb{R}_+} \left(\mathbf{1}_{\theta \leq (1-\mu_K^{Aa})f_A \tilde{N}_A(s^-) + f_a \mu_K^{aA} \tilde{N}_a(s^-)} \right. \\ &\quad \left. - \mathbf{1}_{0 < \theta - (1-\mu_K^{Aa})f_A \tilde{N}_A(s^-) - f_a \mu_K^{aA} \tilde{N}_a(s^-) \leq D_A^K(\tilde{N}(s^-)) \tilde{N}_A(s^-)} \right) R(ds, d\theta). \end{aligned}$$

We get from Itô's formula for $t \geq l_\varepsilon$,

$$(6.9) \quad \frac{\tilde{N}_a(t) + 1}{\tilde{N}_a(t) + 1} = 1 - \int_{l_\varepsilon}^t \int_{\mathbb{R}_+} \frac{g(s^-)(\tilde{N}_a(s^-) + 1)}{(\tilde{N}_a(s^-) + 1)(\tilde{N}_a(s^-) + 2)} Q_m(ds, d\theta) \\ + \int_{l_\varepsilon}^t \int_{\mathbb{R}_+} \frac{f(s^-)(\tilde{N}_a - \tilde{N}_a)(s^-) - \bar{f}(s^-)\tilde{N}_a(s^-)}{(\tilde{N}_a(s^-) + 1)(\tilde{N}_a(s^-) + 1 + f(s^-) + \bar{f}(s^-))} (Q(ds, d\theta) - dsd\theta).$$

Taking the expectation at time $t \wedge T_\varepsilon^K \wedge S_\varepsilon^K$ yields

$$\mathbb{E} \left[\frac{\bar{N}_a(t \wedge T_\varepsilon^K \wedge S_\varepsilon^K) + 1}{\bar{N}_a(t \wedge T_\varepsilon^K \wedge S_\varepsilon^K) + 1} \right] \geq 1 - \int_{l_\varepsilon}^t \mathbb{E} \left[\mathbf{1}_{\{N_a(s \wedge T_\varepsilon^K \wedge S_\varepsilon^K) \geq 1\}} \frac{\mu_K^{Aa} f_A N_A(s)}{N_a(s) + 1} \right] ds \\ \geq 1 - \mu_K^{Aa} f_A K \left(\bar{n}_A - 2\varepsilon \frac{C_{A,a}}{C_{A,A}} \right) \int_{l_\varepsilon}^t \mathbb{E} \left[\frac{\mathbf{1}_{\{N_a(s \wedge T_\varepsilon^K \wedge S_\varepsilon^K) \geq 1\}}}{N_a(s) + 1} \right] ds,$$

which implies (6.8) under Assumption 2.

Reasoning similarly as in the proof of Lemma 3.1 in [47], we get the existence of two integers (k_0, k_1) and two pure jump martingales (M_0, M_1) , such that for $s \geq 0$,

$$(6.10) \quad \frac{\mathbf{1}_{\{N_a(s \wedge T_\varepsilon^K \wedge S_\varepsilon^K) \geq 1\}}}{N_a(s \wedge T_\varepsilon^K \wedge S_\varepsilon^K) + k_0} e^{\frac{S_{aA}(s \wedge T_\varepsilon^K \wedge S_\varepsilon^K)}{2(k_0+1)}} \leq (k_0 + 1)M_0(s \wedge T_\varepsilon^K \wedge S_\varepsilon^K), \quad \mathbb{E}[M_0(s)] = \frac{1}{k_0 + 1},$$

and

$$(6.11) \quad \frac{\mathbf{1}_{\{\bar{N}_a(s \wedge T_\varepsilon^K \wedge S_\varepsilon^K) \geq 1\}}}{\bar{N}_a(s \wedge T_\varepsilon^K \wedge S_\varepsilon^K) + k_1} e^{\frac{S_{aA}(s \wedge T_\varepsilon^K \wedge S_\varepsilon^K)}{2(k_1+1)}} \leq (k_1 + 1)M_1(s \wedge T_\varepsilon^K \wedge S_\varepsilon^K), \quad \mathbb{E}[M_1(s)] = \frac{1}{k_1 + 1}.$$

Hence we get for a finite c and K large enough,

$$\mathbb{E} \left[\frac{\bar{N}_a(t \wedge T_\varepsilon^K \wedge S_\varepsilon^K) + 1}{\bar{N}_a(t \wedge T_\varepsilon^K \wedge S_\varepsilon^K) + 1} \right] \geq 1 - c \int_{l_\varepsilon}^t e^{-S_{aA}s/(2(k_0+1))} \mathbb{E} \left[\mathbf{1}_{s \leq T_\varepsilon^K \wedge S_\varepsilon^K} \frac{e^{S_{aA}s/(2(k_0+1))}}{N_a(s) + 1} \right] ds \\ \geq 1 - c \int_{l_\varepsilon}^t e^{-S_{aA}s/(2(k_0+1))} \mathbb{E} \left[\frac{e^{S_{aA}(s \wedge T_\varepsilon^K \wedge S_\varepsilon^K)/(2(k_0+1))}}{N_a(s \wedge T_\varepsilon^K \wedge S_\varepsilon^K) + 1} \right] ds \\ \geq 1 - c \int_{l_\varepsilon}^t e^{-S_{aA}s/(2(k_0+1))} ds \geq 1 - c\varepsilon^{1/(8(k_0+1))}.$$

Markov Inequality then yields

$$(6.12) \quad \limsup_{K \rightarrow \infty} \mathbb{P} \left(1 - \frac{\bar{N}_a(T_\varepsilon^K \wedge S_\varepsilon^K) + 1}{N_a(T_\varepsilon^K \wedge S_\varepsilon^K) + 1} > \varepsilon^{1/(16(k_0+1))} \right) \leq c\varepsilon^{1/(16(k_0+1))},$$

for ε small enough, where c is a finite constant. As a consequence to get the distribution of the relative a -population sizes at time T_ε^K it is enough to focus on the evolution of the processes $((N_{i,l_\varepsilon}^{(0)} + 1)/(\bar{N}_a + 1), i \geq 1)$ over the time interval $[l_\varepsilon, T_\varepsilon^K]$, where we recall that $N_{i,l_\varepsilon}^{(0)}$ is the i th a -mutant population which survives at least until time l_ε . Applying Itô's formula as in (6.9), we get that the processes

$$\left(M^{(i)}(t) := \frac{N_{i,l_\varepsilon}^{(0)}(l_\varepsilon + t) + 1}{\bar{N}_a(l_\varepsilon + t) + 1}, t \geq 0 \right), \quad i \geq 1$$

are martingales, whose quadratic variations satisfy

$$\begin{aligned}
(6.13) \quad \frac{d}{dt} \mathbb{E}[\langle M^{(i)} \rangle_t^2] &= \mathbb{E} \left[f_a N_{i,l_\varepsilon^K}^{(0)}(l_\varepsilon + t) \left(\frac{(\bar{N}_a - N_{i,l_\varepsilon^K}^{(0)})(l_\varepsilon + t)}{(\bar{N}_a(l_\varepsilon + t) + 1)(\bar{N}_a(l_\varepsilon + t) + 2)} \right)^2 \right. \\
&\quad + D_a^K(N(l_\varepsilon + t)) N_{i,l_\varepsilon^K}^{(0)}(l_\varepsilon + t) \left(\frac{(\bar{N}_a - N_{i,l_\varepsilon^K}^{(0)})(l_\varepsilon + t)}{\bar{N}_a(l_\varepsilon + t)(\bar{N}_a(l_\varepsilon + t) + 1)} \right)^2 \\
&\quad + f_a (\bar{N}_a - N_{i,l_\varepsilon^K}^{(0)})(l_\varepsilon + t) \left(\frac{N_{i,l_\varepsilon^K}^{(0)}(l_\varepsilon + t)}{(\bar{N}_a(l_\varepsilon + t) + 1)(\bar{N}_a(l_\varepsilon + t) + 2)} \right)^2 \\
&\quad \left. + D_a^K(N(l_\varepsilon + t)) (\bar{N}_a - N_{i,l_\varepsilon^K}^{(0)})(l_\varepsilon + t) \left(\frac{N_{i,l_\varepsilon^K}^{(0)}(l_\varepsilon + t)}{\bar{N}_a(l_\varepsilon + t)(\bar{N}_a(l_\varepsilon + t) + 1)} \right)^2 \right] \\
&\leq \mathbb{E} \left[\frac{f_a}{\bar{N}_a(l_\varepsilon + t) + 1} \left(\frac{(\bar{N}_a - N_{i,l_\varepsilon^K}^{(0)})(l_\varepsilon + t)}{\bar{N}_a(l_\varepsilon + t) + 2} \right)^2 + \frac{D_a^K(N(l_\varepsilon + t))}{\bar{N}_a(l_\varepsilon + t) + 1} \left(\frac{N_{i,l_\varepsilon^K}^{(0)}(l_\varepsilon + t)}{\bar{N}_a(l_\varepsilon + t)} \right)^2 \right] \\
&\leq \mathbb{E} \left[\mathbf{1}_{\{\bar{N}_a(l_\varepsilon + t) \geq 1\}} \frac{f_a + D_a^K(N(l_\varepsilon + t))}{\bar{N}_a(l_\varepsilon + t) + 1} \right].
\end{aligned}$$

From the definition of D_α^K , and T_ε^K and S_ε^K in (1.2) and (4.6), respectively, we see that for $t \leq T_\varepsilon^K \wedge S_\varepsilon^K$,

$$D_a^K(N(t)) \leq D_a + C_{a,A} \left(\bar{n}_a + 2\varepsilon \frac{C_{A,a}}{C_{A,A}} \right) + C_{a,a}\varepsilon.$$

As a consequence, a direct application of (6.11) yields the existence of a positive constant such that for ε small enough and $t \geq 0$,

$$\begin{aligned}
(6.14) \quad \mathbb{E} \left[\left(\frac{N_{i,l_\varepsilon^K}^{(0)}(T_\varepsilon^K \wedge S_\varepsilon^K \wedge t) + 1}{\bar{N}_a(T_\varepsilon^K \wedge S_\varepsilon^K \wedge t) + 1} - \frac{N_{i,l_\varepsilon^K}^{(0)}(l_\varepsilon) + 1}{\bar{N}_a(l_\varepsilon) + 1} \right)^2 \right] \\
\leq c \int_{l_\varepsilon}^\infty e^{-S_{aA}s/(2(k_1+1))} \mathbb{E} \left[\frac{e^{S_{aA}(s \wedge T_\varepsilon^K \wedge S_\varepsilon^K)/(2(k_1+1))}}{\bar{N}_a(s \wedge T_\varepsilon^K \wedge S_\varepsilon^K) + k_1} \right] ds \leq c\varepsilon^{1/(8(k_1+1))}.
\end{aligned}$$

To end the proof of Theorem 2, we need to bound the term

$$\left\| \left(\frac{N_{i,T_\varepsilon^K \wedge S_\varepsilon^K}^{(0)}(T_\varepsilon^K \wedge S_\varepsilon^K)}{N_a(T_\varepsilon^K \wedge S_\varepsilon^K)}, i \geq 1 \right) - \frac{Z_{i,l_\varepsilon^K}^{(0)}(l_\varepsilon)}{Z^{(0)}(l_\varepsilon)} \right\|,$$

and to show that the second term of the difference has a distribution close to the GEM distribution (defined in Definition 2.1) with the desired parameter. But from inequalities (5.1), (6.12) and (6.14), we see that with high probability it amounts to focus on the difference

$$\left\| \left(\frac{N_{i,l_\varepsilon^K}^{(0)}(T_\varepsilon^K)}{N_a(T_\varepsilon^K)}, i \geq 1 \right) - \left(\frac{Z_{i,l_\varepsilon^K}^{(0)}(l_\varepsilon)}{Z^{(0)}(l_\varepsilon)}, i \geq 1 \right) \right\|.$$

Let i be smaller than $\#\{j \geq 1, N_j(T_\varepsilon^K) \geq 1\}$. Then, on the event $\{\bar{N}_a(T_\varepsilon^K) \geq 1\}$ (which implies that $N_a(T_\varepsilon^K) = \lfloor \varepsilon K \rfloor$), the triangle inequality yields

$$\begin{aligned} & \left| \frac{N_{i,l_\varepsilon^K}^{(0)}(T_\varepsilon^K)}{N_a(T_\varepsilon^K)} - \frac{Z_{i,l_\varepsilon^K}^{(0)}(l_\varepsilon)}{Z^{(0)}(l_\varepsilon)} \right| \leq \left| \frac{N_{i,l_\varepsilon^K}^{(0)}(T_\varepsilon^K)}{N_a(T_\varepsilon^K)} - \frac{N_{i,l_\varepsilon^K}^{(0)}(T_\varepsilon^K) + 1}{N_a(T_\varepsilon^K) + 1} \right| + \left| \frac{N_a(T_\varepsilon^K) - \bar{N}_a(T_\varepsilon^K)}{N_a(T_\varepsilon^K) + 1} \right| \\ & + \left| \frac{N_{i,l_\varepsilon^K}^{(0)}(T_\varepsilon^K) + 1}{\bar{N}_a(T_\varepsilon^K) + 1} - \frac{N_{i,l_\varepsilon^K}^{(0)}(l_\varepsilon) + 1}{\bar{N}_a(l_\varepsilon) + 1} \right| + \left| \frac{N_{i,l_\varepsilon^K}^{(0)}(l_\varepsilon) + 1}{\bar{N}_a(l_\varepsilon^K) + 1} - \frac{N_{i,l_\varepsilon^K}^{(0)}(l_\varepsilon)}{\bar{N}_a(l_\varepsilon)} \right| + \left| \frac{N_{i,l_\varepsilon^K}^{(0)}(l_\varepsilon)}{\bar{N}_a(l_\varepsilon)} - \frac{Z_{i,l_\varepsilon^K}^{(0)}(l_\varepsilon)}{Z^{(0)}(l_\varepsilon)} \right| \\ & \leq \frac{1}{\lfloor \varepsilon K \rfloor + 1} + \left| \frac{N_a(T_\varepsilon^K) - \bar{N}_a(T_\varepsilon^K)}{N_a(T_\varepsilon^K)} \right| + \left| \frac{N_{i,l_\varepsilon^K}^{(0)}(T_\varepsilon^K) + 1}{\bar{N}_a(T_\varepsilon^K) + 1} - \frac{N_{i,l_\varepsilon^K}^{(0)}(l_\varepsilon) + 1}{\bar{N}_a(l_\varepsilon) + 1} \right| \\ & \quad + \frac{1}{N_a(l_\varepsilon^K) + 1} + \left| \frac{N_{i,l_\varepsilon^K}^{(0)}(l_\varepsilon)}{N_a(l_\varepsilon)} - \frac{Z_{i,l_\varepsilon^K}^{(0)}(l_\varepsilon)}{Z^{(0)}(l_\varepsilon)} \right|. \end{aligned}$$

The second term can be bounded thanks to (6.12), the third one thanks to (6.14), the fourth one thanks to (6.10), and the last one thanks to (6.7). As there is a number of order $\ln \varepsilon$ of surviving mutant populations at time l_ε , we conclude by using Markov Inequality that there exist three positive constants (γ_3, γ_4, c) such that for ε small enough,

$$(6.15) \quad \mathbb{P}\left(\left\| \left(\frac{N_{i,T_\varepsilon \wedge S_\varepsilon^K}^{(0)}(T_\varepsilon \wedge S_\varepsilon^K)}{N_a(T_\varepsilon \wedge S_\varepsilon^K)}, i \geq 1 \right) - \left(\frac{Z_{i,l_\varepsilon^K}^{(0)}(l_\varepsilon)}{Z^{(0)}(l_\varepsilon)}, i \geq 1 \right) \right\| > \varepsilon^{\gamma_3}\right) \leq c\varepsilon^{\gamma_4},$$

which is equivalent to the following convergence in probability:

$$(6.16) \quad \left(\frac{N_{i,T_\varepsilon \wedge S_\varepsilon^K}^{(0)}(T_\varepsilon \wedge S_\varepsilon^K)}{N_a(T_\varepsilon \wedge S_\varepsilon^K)}, i \geq 1 \right) - \left(\frac{Z_{i,l_\varepsilon^K}^{(0)}(l_\varepsilon)}{Z^{(0)}(l_\varepsilon)}, i \geq 1 \right) \xrightarrow{K \rightarrow \infty} 0.$$

But a direct application of Theorem 2.2 in [41] gives the behavior of the relative mutant population sizes in the process $Z^{(0)}$:

$$(6.17) \quad \lim_{\varepsilon \rightarrow 0} (Z^{(0)}(l_\varepsilon))^{-1} \left(Z_{1,l_\varepsilon}^{(0)}(l_\varepsilon), Z_{2,l_\varepsilon}^{(0)}(l_\varepsilon), \dots \right) = (P_1, P_2, \dots) \quad \text{a.s.},$$

where the sequence (P_1, P_2, \dots) has a GEM distribution with parameter $\lambda_K^0/(1 - \mu_K^{aA})$ and λ_K^0 has been defined in (4.11). Hence, using Slutsky's theorem we get

$$(6.18) \quad \left(\frac{N_{i,T_\varepsilon \wedge S_\varepsilon^K}^{(0)}(T_\varepsilon \wedge S_\varepsilon^K)}{N_a(T_\varepsilon \wedge S_\varepsilon^K)}, i \geq 1 \right) \xrightarrow{K \rightarrow \infty} (P_1, P_2, \dots) \quad \text{in law.}$$

The next step of the proof consists in checking that during the "deterministic phase", the relative mutant population sizes do not vary. Let i be smaller than $\#\{j \geq 1, N_j(T_\varepsilon^K) \geq 1\}$. Then applying again Theorem 2.1 p. 456 in Ethier and Kurtz [21], we can show that on the event $T_\varepsilon^K \leq S_\varepsilon^K$,

$$(N_{i,T_\varepsilon \wedge S_\varepsilon^K}^{(0)}/K, N_a/K, N_A/K)$$

converges in probability on the time interval $[T_\varepsilon^K, T_\varepsilon^K + t^{(\varepsilon)}]$ (defined in (5.6)) to the solution of the deterministic system:

$$\begin{cases} \dot{n}_A = (f_A - D_A - C_{A,A}n_A - C_{A,a}n_a)n_A \\ \dot{n}_a^{(i)} = (f_a - D_a - C_{a,A}n_A - C_{a,a}n_a)n_a^{(i)} \\ \dot{n}_a = (f_a - D_a - C_{a,A}n_A - C_{a,a}n_a)n_a, \end{cases}$$

with initial condition

$$(N_{i,T_\varepsilon \wedge S_\varepsilon^K}^{(0)}(T_\varepsilon^K)/K, N_a(T_\varepsilon^K)/K, N_A(T_\varepsilon^K)/K).$$

In particular,

$$\frac{d}{dt} \left(\frac{n_a^{(i)}}{n_a} \right) = 0.$$

Now, if we introduce

$$T_F^K(\varepsilon) := \inf\{t \geq 0, N_A^K(t) \leq \varepsilon^2 K/2, N_a^K(t) \geq K(\bar{n}_a - \varepsilon/2)\},$$

then for ε small enough,

$$\lim_{K \rightarrow \infty} \mathbb{P}(T_\varepsilon^K + t^{(\varepsilon/2)} \geq T_F^K(\varepsilon) | T_\varepsilon^K \leq S_\varepsilon^K) = 1,$$

and moreover, after the time $T_F^K(\varepsilon)$ the A -population size stays, for a very long time and with a probability close to one, smaller than ε . More precisely following [9], we get the existence of $c, \varepsilon_0, V > 0$, such that for every $\varepsilon \leq \varepsilon_0$,

$$(6.19) \quad \limsup_{K \rightarrow \infty} \mathbb{P} \left(\sup_{T_F^K(\varepsilon) \leq t \leq e^{KV}} \left\| \frac{1}{K} (N_A^K(t), N_a^K(t)) - (0, \bar{n}_a) \right\| \leq \varepsilon \right) \leq c\varepsilon.$$

The last step of the proof consists in showing that the fractions

$$F_i(t) := \frac{N_{i,T_F^K(\varepsilon)}^{(0)}(T_F^K(\varepsilon) + t)}{N_a(T_F^K(\varepsilon) + t)}$$

stay almost constant during a time Gf_k , where the constant G and the function f_k have been introduced in Theorem 2. The proof of this fact is similar to the proof of Proposition 1 in [47]. It consists in applying Itô's formula with jumps (see [28] p. 66) to compute expectation and quadratic variation of $F_i(t)$. We get

$$\mathbb{E}[F_i(t) - F_i(0)] = -f_A \lambda^{Aa} \int_0^t \mathbf{1}_{N_a(T_F^K(\varepsilon)+s) \geq 1} \left(\frac{N_A N_{i,T_F^K(\varepsilon)}^{(0)}}{N_a(N_a + 1)} \right) (T_F^K(\varepsilon) + s)$$

and

$$\begin{aligned} \langle F_i \rangle_t = & \int_0^t \left\{ \mathbf{1}_{\{N_a(T_F^K(\varepsilon)+s) \geq 1\}} f_A (1 - \lambda^{aA}) \left(\frac{N_{i,T_F^K(\varepsilon)}^{(0)} (N_a - N_{i,T_F^K(\varepsilon)}^{(0)})}{N_a(N_a + 1)^2} \right) (T_F^K(\varepsilon) + s) \right. \\ & + \mathbf{1}_{\{N_a(T_F^K(\varepsilon)+s) \geq 1\}} f_A \lambda^{Aa} \left(\frac{N_A (N_a - N_{i,T_F^K(\varepsilon)}^{(0)})^2}{N_a^2 (N_a + 1)^2} \right) (T_F^K(\varepsilon) + s) \\ & \left. + \mathbf{1}_{\{N_a(T_F^K(\varepsilon)+s) \geq 2\}} D_a^K (N(T_F^K(\varepsilon) + s)) \left(\frac{N_{i,T_F^K(\varepsilon)}^{(0)} (N_a - N_{i,T_F^K(\varepsilon)}^{(0)})}{N_a(N_a - 1)^2} \right) (T_F^K(\varepsilon) + s) \right\} ds, \end{aligned}$$

where D_a^K has been defined in (1.2). Adding (6.19) allows us to conclude that with a probability close to 1, $F_i(t)$ stays almost constant during any time negligible with respect to K . Using the fact that for a given ε , a number of mutant subpopulations large but independent from K is enough to constitute a fraction $1 - \varepsilon$ of the a -population at time T_ε^K , we get that

$$(6.20) \quad \left(\frac{N_{i,T_\varepsilon \wedge S_\varepsilon^K}^{(0)}(T_\varepsilon \wedge S_\varepsilon^K)}{N_a(T_\varepsilon \wedge S_\varepsilon^K)}, i \geq 1 \right) - \left(\frac{N_{i,T_F^K}^{(0)}(T_F^K)}{N_a(T_F^K)}, i \geq 1 \right) \xrightarrow{K \rightarrow \infty} 0 \quad \text{in probability.}$$

We conclude the proof of Theorem 2 point (2) by another application of Slutsky's theorem with (6.18) and (6.20).

6.2. Proof of Theorem 2 point (3). Introduce two positive constants $c_1 = c_1(K, \varepsilon)$ and $c_2 = c_2(K, \varepsilon)$ such that

$$(6.21) \quad (\varepsilon^2 K^{\beta-c_1\varepsilon} + 1)e^{f_a s_+(\varepsilon)(1-\beta+c_2\varepsilon) \log K/S_{aA}} = \varepsilon^2 K.$$

Notice that for ε small enough and K large enough, we can choose c_1 and c_2 weakly dependent of (K, ε) . More precisely, in this case, we get by using (4.7) and (4.8)

$$c_1 - c_2 \sim 2(1 - \beta) \frac{C_{a,A} C_{A,a}}{S_{aA} C_{AA}}.$$

Let i be smaller than $N_m(T_\varepsilon^K \wedge S_\varepsilon^K)$. Then we can define a martingale M_i^+ via

$$M_i^+(t) = Z_i^+(T_i + t)e^{-f_a s_+(\varepsilon)t} - 1, \quad t \geq 0.$$

An application of Doob's Maximal Inequality then gives

$$\begin{aligned} \mathbb{P} \left(\sup_{t \leq (1-\beta+c_2\varepsilon) \log K/S_{aA}} |M_i^+(t)| > \varepsilon^2 K^{\beta-c_1\varepsilon} \right) &\leq \frac{\mathbb{E} \left[\left(M_i^+((1-\beta+c_2\varepsilon) \log K/S_{aA}) \right)^2 \right]}{(\varepsilon^2 K^{\beta-c_1\varepsilon})^2} \\ &\leq \frac{2 - s_+(\varepsilon)}{s_+(\varepsilon)} \varepsilon^{-4} K^{-2\beta+2c_1\varepsilon}. \end{aligned}$$

As a consequence, applying Definition (6.21) entails

$$\mathbb{P} \left(\sup_{t \leq (1-\beta+c_2\varepsilon) \log K/S_{aA}} Z_i^+(t) > \varepsilon^2 K \right) \leq \frac{2f_a}{S_{aA}} \varepsilon^{-4} K^{-2\beta+2c_1\varepsilon}.$$

Recalling point (2) of Theorem 1 and (5.1) we get the existence of a positive constant c such that for ε small enough

$$\begin{aligned} \liminf_{K \rightarrow \infty} \mathbb{P} \left(\forall i \leq N_m(T_\varepsilon^K \wedge S_\varepsilon^K), \sup_{t \leq T_\varepsilon^K \wedge S_\varepsilon^K} N_i(t) \leq \varepsilon^2 K \right) \\ \geq \liminf_{K \rightarrow \infty} \left(1 - \frac{2f_a}{S_{aA}} \varepsilon^{-4} K^{-2\beta+2c_1\varepsilon} \right)^{c \log K K^\beta} - c\varepsilon \geq 1 - 2c\varepsilon. \end{aligned}$$

This is equivalent to point (3) of Theorem 2.

7. PROOF OF THEOREM 3

Let us first check that the system (2.2) admits no periodic orbit lying entirely in \mathbb{R}_+^2 . To do this we apply Dulac's Theorem (see Theorem 7.12 in [19]). Introduce $\phi : (n_A, n_a) \in (\mathbb{R}_+^*)^2 \mapsto 1/n_A n_a \in \mathbb{R}_+$. Then for every $(n_A, n_a) \in (\mathbb{R}_+^*)^2$,

$$\partial_{n_A}(\phi \dot{n}_A) + \partial_{n_a}(\phi \dot{n}_a) = - \left(\frac{C_{A,A} n_A + C_{a,a} n_a}{n_A n_a} + \frac{f_a \lambda^{aA}}{(n_A)^2} + \frac{f_A \lambda^{Aa}}{(n_a)^2} \right) < 0,$$

which ensures that (2.2) has no periodic orbit on \mathbb{R}_+^2 .

Recall that the parameters $(\rho_\alpha, \alpha \in \mathcal{A})$ have been defined in (2.3), and that in this section, we assume that $\rho_\alpha > 0, \alpha \in \mathcal{A}$.

We now focus on the fixed points of system (2.2). Finding a fixed point $(\tilde{n}_A, \tilde{n}_a) \in (\mathbb{R}_+^*)^2$ is equivalent to finding a positive real number ρ such that $\tilde{n}_a = \rho \tilde{n}_A$. Indeed, if such a ρ exists, then \tilde{n}_A and \tilde{n}_a are uniquely determined by

$$\tilde{n}_A = (\rho_A + f_a \lambda^{aA} \rho) / (C_{A,A} + C_{A,a} \rho) \quad \text{and} \quad \tilde{n}_a = \rho \tilde{n}_A.$$

By substituting in system (2.2) we see that such a ρ is an admissible solution if and only if it is positive and satisfies:

$$\begin{cases} \rho_A + f_a \lambda^{aA} \rho - (C_{A,A} + C_{A,a} \rho) n_A = 0, \\ \rho_a \rho + f_A \lambda^{Aa} - (C_{a,A} \rho + C_{a,a} \rho^2) n_A = 0, \end{cases}$$

and hence,

$$n_A = \frac{\rho_A + f_a \lambda^{aA} \rho}{C_{A,A} + C_{A,a} \rho} = \frac{\rho_a \rho + f_A \lambda^{Aa}}{\rho(C_{a,A} + C_{a,a} \rho)},$$

or equivalently,

$$(f_a \lambda^{aA} C_{a,a}) \rho^3 + (f_a \lambda^{aA} C_{a,A} + \rho_A C_{a,a} - (\rho_a) C_{a,A}) \rho^2 + (\rho_A C_{a,A} - \rho_a C_{A,A} - f_A \lambda^{Aa} C_{A,a}) \rho - f_A \lambda^{Aa} C_{A,A} = 0.$$

If we introduce $z = \rho - r$, where r has been defined in (2.6), this sytem is equivalent to $z^3 + pz + q = 0$, where p and q have been defined in (2.4) and (2.5), respectively. But the solutions of this equation are well known and can be computed by using Cardano's Method (see [8]), which gives the number of fixed points stated in Theorem 3.

Let us now focus on the stability of the fixed points. The first step consists in evaluating the Jacobian matrix at a fixed point \tilde{n} :

$$J(\tilde{n}) := \left(\begin{array}{cc} \frac{\partial \dot{n}_A}{\partial n_A} & \frac{\partial \dot{n}_A}{\partial n_a} \\ \frac{\partial \dot{n}_a}{\partial n_A} & \frac{\partial \dot{n}_a}{\partial n_a} \end{array} \right) \Big|_{n=\tilde{n}} = \left(\begin{array}{cc} \rho_A - 2C_{A,A}\tilde{n}_A - C_{A,a}\tilde{n}_a & -C_{A,a}\tilde{n}_A + f_a \lambda^{aA} \\ -C_{a,A}\tilde{n}_a + f_A \lambda^{Aa} & \rho_a - 2C_{a,a}\tilde{n}_a - C_{a,A}\tilde{n}_A \end{array} \right).$$

In particular, if $\tilde{n} = (0, 0)$,

$$J(\tilde{n}) = \left(\begin{array}{cc} \rho_A & f_a \lambda^{aA} \\ f_A \lambda^{Aa} & \rho_a \end{array} \right).$$

As the trace of $J(0, 0)$ is positive, this matrix has at least one positive eigenvalue. The sign of the second eigenvalue depends on the sign of the determinant of $J(0, 0)$,

$$\text{Det}(J(0, 0)) = \rho_A \rho_a - f_a \lambda^{aA} f_A \lambda^{Aa}.$$

If $\text{Det}(J(0, 0)) > 0$ the two eigenvalues are positive and $(0, 0)$ is a source (see Figure 1), and if $\text{Det}(J(0, 0)) < 0$ the two eigenvalues have opposite signs and $(0, 0)$ is a saddle (see Figure 1).

If \tilde{n} belongs to $(\mathbb{R}_+^*)^2$, the Jacobian matrix equivalently writes

$$(7.1) \quad J(\tilde{n}) := \left(\begin{array}{cc} -C_{A,A}\tilde{n}_A - f_a \lambda^{aA} \tilde{n}_a / \tilde{n}_A & -C_{A,a}\tilde{n}_A + f_a \lambda^{aA} \\ -C_{a,A}\tilde{n}_a + f_A \lambda^{Aa} & -C_{a,a}\tilde{n}_a - f_A \lambda^{Aa} \tilde{n}_A / \tilde{n}_a \end{array} \right),$$

and has a negative trace. Hence at least one of the eigenvalues is negative and \tilde{n} cannot be a source. To get the nature of the fixed points, we need to introduce the notions of sectorial decomposition and index for a fixed point. We say that a vector field has the finite sectorial decomposition property if it has the finite sectorial decomposition property at every isolated fixed point. Roughly speaking this means that if we trace a circle with a small enough radius around an isolated fixed point, we can divide this circle in sectors where the vector field adopts one of the patterns described in figure 2 inside each sector (see [19] p 17-18 for a rigorous definition).

When a vector field has the finite sectorial decomposition property, each isolated fixed point is given a characteristic couple (e, h) which corresponds to the minimal number of elliptic and hyperbolic sectors, respectively, in a finite sectorial decomposition. The term minimal here has to be understood as follows: when a vector field has the finite sectorial decomposition property, the number of sectors around a fixed point is not unique, but if we gather adjacent sectors of the same type we get a 'minimal' decomposition with a given number of hyperbolic and elliptic sectors. As in our case the vector field is polynomial

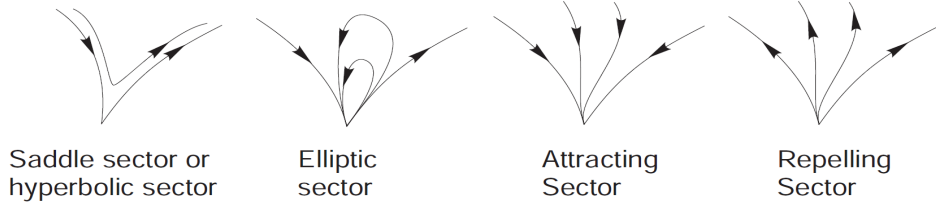


FIGURE 2. The different types of sectors around a fixed point (adapted from Figure 1.8 in [19]).

and there may be only hyperbolic and semi-hyperbolic fixed points, the vector field has the finite sectorial decomposition property and we can apply results on the minimal sectorial decompositions. In particular, combining Theorems 1.20 and 2.19 in [19], we get that in our case (negative trace for the Jacobian matrix) there are only three possible minimal sectorial decompositions (see Figure 3 for the corresponding phase portraits).

- $(e, h) = (0, 4)$
- $(e, h) = (0, 0)$
- $(e, h) = (0, 2)$

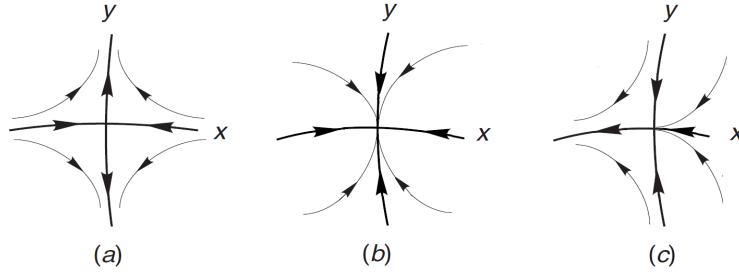


FIGURE 3. (a): $e = 0, h = 4$, (b): $e = 0, h = 0$, (c): $e = 0, h = 2$ (adapted from Figure 2.13 in [19]).

Consider now a closed path σ containing a finite number of isolated fixed points. Then we can define the index of this path, which is equal to the algebraic number of turns of the vector field when moving along the closed path. This index only depends on the fixed points enclosed in the path (see Figure 4 for its computation in our case). As a consequence, we can define an index for each isolated fixed point, which corresponds to the index of a canonical closed path enclosing only this fixed point. Applying the Poincaré Index Formula (see Proposition 6.32 in [19]) we get that the index $i(\tilde{n})$ of an hyperbolic or semi-hyperbolic fixed point \tilde{n} is given by

$$i(\tilde{n}) = \frac{e - h}{2} + 1.$$

Moreover, according to the Poincaré-Hopf Theorem (Theorem 6.26 in [19]), the index of a closed path is equal to the sum of the indices of the enclosed fixed points. The two last properties stated will allow us to define the topological nature of the fixed points of system (2.2). The first step consists in computing the index of a closed path containing all the fixed points in $(\mathbb{R}_+^*)^2$. We choose a quarter circle centered at 0, included in \mathbb{R}_+^2 and a radius large enough to enclose all the positive fixed points, and we exclude 0 by subtracting a quarter circle centered at 0 with a small radius. The index of this closed path does not depend on the parameters of system (2.2) and is equal to 1 as shown in Figure 4. As a consequence, the

sum of the indices of the positive fixed points is also equal to 1, and we have the following possibilities:

- (1) One fixed point: index 1 (sink)
- (2) Two fixed points: one with index 1 (sink), one with index 0 (saddle-node)
- (3) Three fixed points:
 - two with index 0 (saddle-nodes), one with index 1 (sink)
 - two with index 1 (sinks), one with index -1 (saddle)

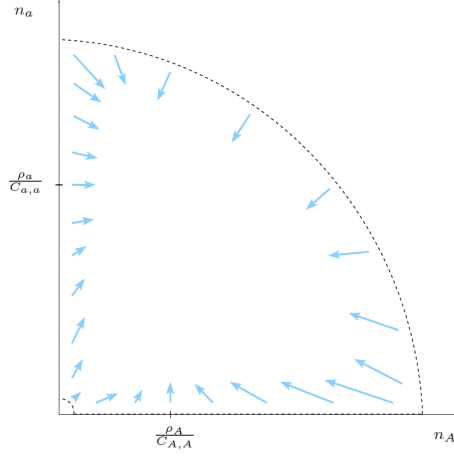


FIGURE 4. Computation of the index of a closed path containing all the positive fixed points.

8. PROOF OF PROPOSITION 2.1

Recall Definition (2.3) and, for the sake of readability, introduce the four following conditions

Assumption A. $C_{A,a}\rho_A < C_{A,A}f_a\lambda^{aA}$

Assumption B. $C_{A,a}\rho_A \geq C_{A,A}f_a\lambda^{aA}$

Assumption C. $C_{a,A}\rho_a < C_{a,a}f_A\lambda^{Aa}$

Assumption D. $C_{a,A}\rho_a \geq C_{a,a}f_A\lambda^{Aa}$

We are only interested in the fixed points of system (2.2) which belong to \mathbb{R}_+^2 (no negative population densities). The fixed points of system (2.2) are the intersection points of two conics \mathcal{C}_A and \mathcal{C}_a whose equations are given by

$$\mathcal{C}_A : (\rho_A - C_{A,A}x - C_{A,a}y)x + f_a\lambda^{aA}y = 0,$$

and

$$\mathcal{C}_a : (\rho_a - C_{a,A}x - C_{a,a}y)y + f_A\lambda^{Aa}x = 0,$$

in the canonical orthonormal reference frame $(\mathbf{0}, \mathbf{e}_x, \mathbf{e}_y)$.

We will make an orthonormal change of coordinates to get the reduced equation of the conic \mathcal{C}_A . Let us first find the centre of \mathcal{C}_A , (x_A, y_A) . Let

$$x = u + x_A, \quad y = v + y_A.$$

If x_A and y_A satisfy,

$$x_A = \frac{f_a\lambda^{aA}}{C_{A,a}}, \quad y_A = \frac{C_{A,a}\rho_A - 2C_{A,A}f_a\lambda^{aA}}{C_{A,a}^2},$$

then the equation of \mathcal{C}_A writes, in the new coordinates (u, v) ,

$$\frac{f_a \lambda^{aA} (C_{A,a} \rho_A - C_{A,A} f_a \lambda^{aA})}{C_{A,a}^2} - C_{A,A} u^2 - C_{A,a} uv = 0.$$

The second step consists in making a rotation to cancel the cross term. Let

$$e = u \cos \theta + v \sin \theta, \quad f = -u \sin \theta + v \cos \theta,$$

with θ in $[0, \pi)$. Then we get

$$\frac{f_a \lambda^{aA} (C_{A,a} \rho_A - C_{A,A} f_a \lambda^{aA})}{C_{A,a}^2} - C_{A,A} (e \cos \theta - f \sin \theta)^2 - C_{A,a} (e \cos \theta - f \sin \theta) (e \sin \theta + f \cos \theta) = 0,$$

and to cancel the cross term we need to choose θ such that

$$\tan(2\theta) = \frac{C_{A,a}}{C_{A,A}}.$$

At this step we have not totally specified θ as two values in $[0, \pi)$ ($\theta \in [0, \pi/4)$ or $[\pi/2, 3\pi/4)$) may satisfy the last equality. However, the equation of \mathcal{C}_A now writes

$$\frac{f_a \lambda^{aA} (C_{A,a} \rho_A - C_{A,A} f_a \lambda^{aA})}{C_{A,a}^2} + e^2 (-C_{A,A} \cos^2 \theta - \frac{C_{A,a}}{2} \sin(2\theta)) + f^2 (-C_{A,A} \sin^2 \theta + \frac{C_{A,a}}{2} \sin(2\theta)) = 0$$

Rearranging the terms, we get for this choice of θ :

$$e^2 \frac{C_{A,a}^2 C_{A,A} \cos^2 \theta}{f_a \lambda^{aA} (C_{A,a} \rho_A - C_{A,A} f_a \lambda^{aA}) \cos(2\theta)} - f^2 \frac{C_{A,a}^2 C_{A,A} \sin^2 \theta}{f_a \lambda^{aA} (C_{A,a} \rho_A - C_{A,A} f_a \lambda^{aA}) \cos(2\theta)} = 1.$$

Hence to get the reduced equation we choose

$$\theta_A := \frac{1}{2} \arctan \left(\frac{C_{A,a}}{C_{A,A}} \right) + \frac{\pi}{2} \mathbf{1}_{\{C_{A,a} \rho_A < C_{A,A} f_a \lambda^{aA}\}}.$$

In other words, $\theta_A = \arctan(C_{A,a}/C_{A,A})/2$ under Assumption B and $\theta_A = \arctan(C_{A,a}/C_{A,A})/2 + \pi/2$ under Assumption A. As a conclusion, in the orthonormal reference frame

$$((x_A, y_A), \cos(\theta_A) \mathbf{e}_x + \sin(\theta_A) \mathbf{e}_y, -\sin(\theta_A) \mathbf{e}_x + \cos(\theta_A) \mathbf{e}_y),$$

\mathcal{C}_A is an hyperbola with equation

$$\frac{x^2 C_{A,a}^2 C_{A,A} \cos^2(\theta_A)}{f_a \lambda^{aA} (C_{A,a} \rho_A - C_{A,A} f_a \lambda^{aA}) \cos(2\theta_A)} - \frac{y^2 C_{A,a}^2 C_{A,A} \sin^2(\theta_A)}{f_a \lambda^{aA} (C_{A,a} \rho_A - C_{A,A} f_a \lambda^{aA}) \cos(2\theta_A)} = 1.$$

The asymptote "under the graph" is

$$y = -\frac{x}{|\tan(\theta_A)|},$$

and the asymptote "over the graph" is

$$y = \frac{x}{|\tan(\theta_A)|}.$$

Let us now go back to the canonical orthonormal reference frame $(\mathbf{0}, \mathbf{e}_x, \mathbf{e}_y)$. Denote by \mathfrak{b}_A the branch of the hyperbola \mathcal{C}_A which has a part in \mathbb{R}_+^2 . Under Assumption A, this branch crosses the y -axis in $(0, 0)$ and $(\rho_A/C_{A,A}, 0)$, and its asymptote is the vertical line $x = x_A = f_a \lambda^{aA}/C_{A,A}$. Direct calculations give that the part of \mathfrak{b}_A belonging to \mathbb{R}_+^2 satisfies $x \in [\rho_A/C_{A,A}, x_A = f_a \lambda^{aA}/C_{A,a}]$, and makes an angle

$$\theta \in \left[\arctan \left(\frac{\rho_A C_{A,A}}{f_a \lambda^{aA} C_{A,A} - \rho_A C_{A,a}} \right), \frac{\pi}{2} \right]$$

with the x -axis, which goes to $\pi/2$ when x goes to $(f_a \lambda^{aA}/C_{A,A})^-$.

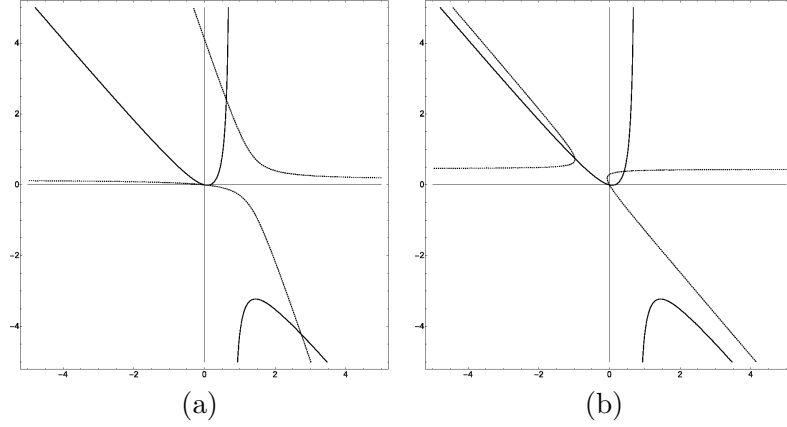


FIGURE 5. Hyperbolas \mathcal{C}_A and \mathcal{C}_a under Assumptions A and D (a) and A and C (b). The case B and C can be obtained by exchanging the two axes. The parameter values for these two figures are given in array (10.1). The conic \mathcal{C}_a is represented with dotted line.

Similarly, under Assumption C, the branch \mathfrak{b}_a of the hyperbola \mathcal{C}_a which has a part in \mathbb{R}_+^2 satisfies $y \in [\rho_a/C_{a,a}, f_A\lambda^{Aa}/C_{a,A}]$, and makes an angle

$$\theta \in \left[0, \frac{\pi}{2} - \arctan\left(\frac{\rho_a C_{a,a}}{f_A\lambda^{Aa}C_{a,a} - \rho_a C_{a,A}}\right)\right]$$

with the x -axis, which goes to 0 when y goes to $(f_A\lambda^{Aa}/C_{a,a})^-$.

Finally, we consider Assumption D. In this case, \mathfrak{b}_a crosses only once the y -axis, at $(0, \rho_a/C_{a,a})$, its asymptote is horizontal, and \mathfrak{b}_a makes an angle

$$\theta \in \left[\arctan\left(\frac{\rho_a C_{a,a}}{f_A\lambda^{Aa}C_{a,a} - \rho_a C_{a,A}}\right), 0\right]$$

with the x -axis, which goes to $(f_A\lambda^{Aa}/C_{a,a})^+$.

The last statements imply that the conics \mathcal{C}_A and \mathcal{C}_a have only one fixed point on $(\mathbb{R}_+^*)^2$ under Assumptions A and C or A and D. They also imply the relative position of this point with respect to $x_A, \rho_A/C_{A,A}, x_a$ and $\rho_a/C_{a,a}$ stated in Proposition 2.1.

Let us now focus on the stability of this fixed point, \tilde{n} . According to (7.1) the trace of the Jacobian matrix is negative at \tilde{n} , and it is enough to check that the determinant is positive to show its stability:

(8.1)

$$\begin{aligned} \text{Det}(J(\tilde{n})) &= \left(C_{A,A}\tilde{n}_A + \frac{f_a\lambda^{aA}\tilde{n}_a}{\tilde{n}_A}\right)\left(C_{a,a}\tilde{n}_a + \frac{f_A\lambda^{Aa}\tilde{n}_A}{\tilde{n}_a}\right) - (C_{a,A}\tilde{n}_a - f_A\lambda^{Aa})(C_{A,a}\tilde{n}_A - f_a\lambda^{aA}) \\ &= (C_{A,A}C_{a,a} - C_{a,A}C_{A,a})\tilde{n}_A\tilde{n}_a + C_{a,a}\frac{f_a\lambda^{aA}}{\tilde{n}_A}(\tilde{n}_a)^2 + C_{A,A}\frac{f_A\lambda^{Aa}}{\tilde{n}_a}(\tilde{n}_A)^2 \\ &\quad + C_{a,A}\tilde{n}_a f_a\lambda^{aA} + C_{A,a}\tilde{n}_A f_A\lambda^{Aa}. \end{aligned}$$

By definition, \tilde{n} satisfies

$$C_{A,a}C_{a,A}\tilde{n}_A\tilde{n}_a = C_{A,a}(\rho_A\tilde{n}_A - C_{A,A}\tilde{n}_A^2 + f_a\tilde{n}_a\lambda^{aA})$$

Hence

$$\begin{aligned} \text{Det}(J(\tilde{n})) &= C_{A,A}C_{a,a}\tilde{n}_A\tilde{n}_a + C_{A,a}\tilde{n}_A(C_{A,A}\tilde{n}_A - \rho_A) + C_{a,a}\frac{f_a\lambda^{aA}}{\tilde{n}_A}(\tilde{n}_a)^2 \\ &\quad + C_{A,A}\frac{f_A\lambda^{Aa}}{\tilde{n}_a}(\tilde{n}_A)^2 + C_{A,a}\tilde{n}_Af_A\lambda^{Aa}. \end{aligned}$$

But we have shown that under Assumption A, $C_{A,A}\tilde{n}_A > \rho_A$. This proves that \tilde{n} is a stable fixed point. We prove in the same way the stability of \tilde{n} under Assumption C by using

$$C_{A,a}C_{a,A}\tilde{n}_A\tilde{n}_a = C_{a,A}(\rho_a\tilde{n}_a - C_{a,a}\tilde{n}_a^2 + f_A\tilde{n}_A\lambda^{Aa}).$$

Besides, if Assumption A does not hold but $C_{A,A}C_{a,a} - C_{a,A}C_{A,a} > 0$, (8.1) shows that the determinant is positive and all fixed points in $(\mathbb{R}_+^*)^2$ are sinks. But according to the Poincaré-Hopf Theorem, this is only possible if there is a unique fixed point in $(\mathbb{R}_+^*)^2$. This ends the proof of Proposition 2.1

9. PROOF OF PROPOSITION 2.2

The first step of the proof consists in studying the dynamical system (2.9) when $\lambda = 0$. This system has a unique stable equilibrium which is $\bar{n} = (0, (f_a - D_a)/C_{a,a})$ if $S_{Aa} < 0 < S_{aA}$, and $\bar{n}^{(aA)} = (n_A^{(aA)}, n_a^{(aA)})$ (which has been defined in (2.8)) if $S_{Aa} > 0$ and $S_{aA} > 0$. If we introduce the function $V : (\mathbb{R}_+^*)^2 \rightarrow \mathbb{R}$

$$V(n_A, n_a) = n_A - \bar{n}_A^{(aA)} - \bar{n}_A^{(aA)} \ln \frac{n_A}{\bar{n}_A^{(aA)}} + n_a - \bar{n}_a^{(aA)} - \bar{n}_a^{(aA)} \ln \frac{n_a}{\bar{n}_a^{(aA)}},$$

then $(V(n_A(t), n_a(t)), t \geq 0)$ is a Lyapunov function (see [5] pp 20-21 for a proof). As a consequence, the solutions of (2.9) with $\lambda = 0$ converge to \bar{n} as soon as $n_a(0) > 0$ if $S_{Aa} < 0 < S_{aA}$, and as soon as $n_\alpha(0) > 0$, $\alpha \in \mathcal{A}$, if $S_{Aa} > 0$ and $S_{aA} > 0$. Moreover, applying Poincaré-Hopf Theorem as in the proof of Theorem 3, we get that \bar{n} is an hyperbolic fixed point, and more precisely a sink. The dynamical system (2.9) has a second fixed point, $(0, 0)$, which is a source. We will now make a perturbation of this dynamical system by taking λ small, and will show that it keeps the same dynamical properties as when λ is null. First, we prove that whatever the initial condition of the dynamical system, the solutions enter a stable compact excluding the unstable fixed point $(0, 0)$. A direct calculation gives that as long as $n_A + n_a \geq 2((f_A - D_A) \vee (f_a - D_a))/\inf_{\alpha, \alpha' \in \{A, a\}^2} C_{\alpha, \alpha'}$,

$$\dot{n}_A + \dot{n}_a \leq -((f_A - D_A) \vee (f_a - D_a))(n_A + n_a),$$

and as long as $n_A + n_a \leq ((f_A - D_A) \wedge (f_a - D_a))/(2 \sup_{\alpha, \alpha' \in \mathcal{A}^2} C_{\alpha, \alpha'})$,

$$\dot{n}_A + \dot{n}_a \geq \frac{(f_A - D_A) \wedge (f_a - D_a)}{2}(n_A + n_a),$$

and this independently of λ . We deduce that the compact

$$\mathcal{C} := \left\{ n \in \mathbb{R}_+^{\mathcal{A}}, \frac{1}{2} \frac{(f_A - D_A) \wedge (f_a - D_a)}{\sup_{\alpha, \alpha' \in \{A, a\}^2} C_{\alpha, \alpha'}} \leq n_A + n_a \leq 2 \frac{(f_A - D_A) \vee (f_a - D_a)}{\inf_{\alpha, \alpha' \in \{A, a\}^2} C_{\alpha, \alpha'}} \right\}$$

is reached in finite time by the solutions of the dynamical system (2.9) with a nonnull initial condition. The two last inequalities also show that the set \mathcal{C} is invariant under (2.9).

Let us sum up our findings until now: if we introduce the function

$$\begin{aligned} f(n_A, n_a, \lambda) &:= ((f_A(1 - p\lambda) - D_A - C_{A,A}n_A - C_{A,a}n_a)n_A + f_a\lambda n_a, \\ &\quad (f_a(1 - \lambda) - D_a - C_{a,A}n_A - C_{a,a}n_a)n_a + f_{Ap}\lambda n_A), \end{aligned}$$

then all the solutions of the dynamical systems defined by $((\dot{n}_A, \dot{n}_a) = f(n_A, n_a, \lambda), \lambda > 0)$ with nonnull initial conditions reach in finite time the compact set \mathcal{C} . Moreover, the fixed

point \tilde{n} of the system when $\lambda = 0$ is hyperbolic (a sink) and attracts all the trajectories of the system with nonnull initial conditions. Then inverse function theorem and the uniform continuity of the flows on the compact set \mathcal{C} entail that there exists a positive $\lambda_0(p)$ such that for every $\lambda \leq \lambda_0(p)$, the dynamical system defined by $(\dot{n}_A, \dot{n}_a) = f(n_A, n_a, \lambda)$ has a unique fixed point in \mathcal{C} , stable and globally attracting for solutions with nonnull initial conditions. The first order approximation of this stable equilibrium with respect to λ follows from standard calculations. This ends the proof of Proposition 2.2.

10. ILLUSTRATION OF THEOREM 3

In this section, we present some examples of the behaviour of system (2.2). In Figures 5 and 6 we have drawn some examples of the conics \mathcal{C}_A and \mathcal{C}_a . The parameters chosen for these illustrations are given in Table (10.1), and we now compute numerically the Jacobian matrices associated to the three fixed points in Figure 6 (c).

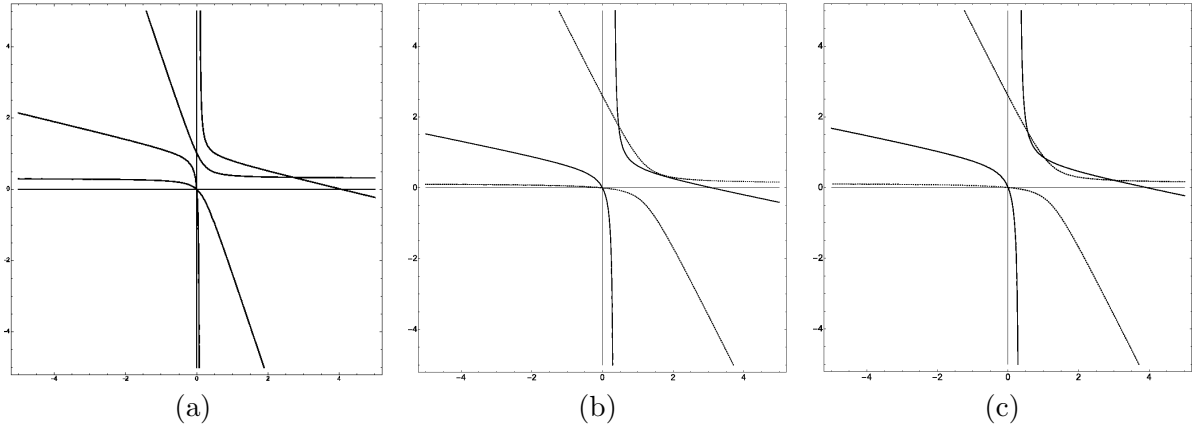


FIGURE 6. Hyperbolas \mathcal{C}_A and \mathcal{C}_a under Assumptions B and D. In subfigure (a) they have one intersection point, two in subfigure (b) and three in subfigure (c). The parameter values for these three figures are given in array (10.1). The conic \mathcal{C}_2 is represented with dotted line.

	Fig 5.(a)	Fig 5.(b)	Fig 6.(a)	Fig 6.(b)	Fig 6.(c)
ρ_A	0.5	0.5	4.075	3.1	3.92
$C_{A,A}$	3.36	3.36	1	1	1
f_a	5	5	2.19	5	5
λ^{aA}	0.436	0.436	0.154	0.321	0.321
$C_{A,a}$	2.86	2.86	4.17	5	5
ρ_a	2.8	0.5	1.02	2.6	2.6
$C_{a,a}$	0.68	1.71	1	1	1
f_A	1.64	5	5	5	5
λ^{Aa}	0.18	0.18	0.185	0.05	0.05
$C_{a,A}$	2	2	3	2	2

For the first fixed point in Figure 6 (c) we get

$$J(0.562166, 1.56545) = \begin{pmatrix} -5.0315705 & -1.20583 \\ -2.8809 & -1.6552271 \end{pmatrix},$$

and the eigenvalues of the jacobian matrix are $(-5.8581153, -0.8286822)$, which implies that this point is stable.

For the second fixed point in Figure 6 (c) we get

$$J(1.03865, 0.83403) = \begin{pmatrix} -2.3274558 & -3.58825 \\ -1.41806 & -1.1453647 \end{pmatrix},$$

and the eigenvalues of the jacobian matrix are $(-4.0682955, 0.5954749)$, which implies that this point is unstable.

For the third fixed point in Figure 6 (c) we get

$$J(2.99029, 0.208302) = \begin{pmatrix} -3.1020934 & -3.58825 \\ -0.166604 & -3.7971898 \end{pmatrix},$$

and the eigenvalues of the jacobian matrix are $(-2.601935, -4.2973482)$, which implies that this point is stable.

In Figure 7, we have drawn two trajectories of the system with initial conditions close to the unstable fixed point $(1.03865, 0.83403)$.

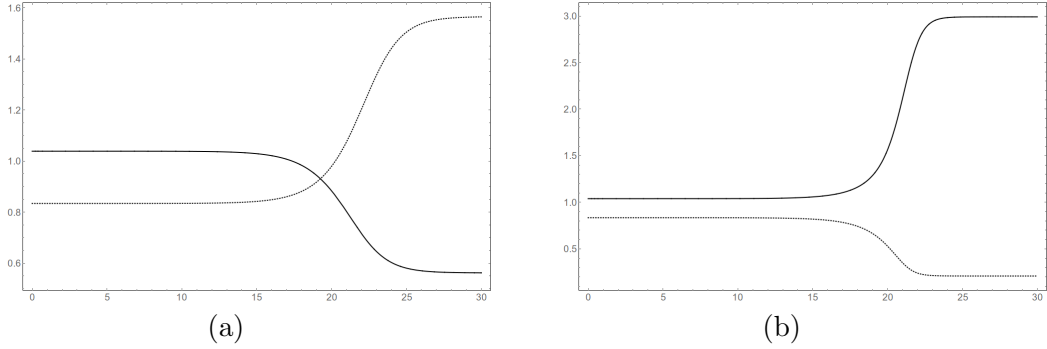


FIGURE 7. Behaviour of the solution of the system (2.2) when the initial condition is close to the unstable fixed point: $(1.03865, 0.83403)$ for the figure (a), where the solution converges to the first stable fixed point, and $(0.3866, 0.83403)$ for the figure (b), where the solution converges to the second stable fixed point. The a -population density is represented with dotted line.

A. TECHNICAL RESULTS

In this last section, we recall some results on birth and death processes whose proofs can be found in Lemma 3.1 in [44] and in [1] p 109 and 112.

Proposition A.1. *Let $Z = (Z_t)_{t \geq 0}$ be a birth and death process with individual birth and death rates b and d . For $i \in \mathbb{Z}_+$, $T_i = \inf\{t \geq 0, Z_t = i\}$ and \mathbb{P}_i (resp. \mathbb{E}_i) is the law (resp. expectation) of Z when $Z_0 = i$. Then*

- For $(i, j, k) \in \mathbb{Z}_+^3$ such that $j \in (i, k)$,

$$(A.1) \quad \mathbb{P}_j(T_k < T_i) = \frac{1 - (d/b)^{j-i}}{1 - (d/b)^{k-i}}.$$

- If $d \neq b \in \mathbb{R}_+^*$, for every $i \in \mathbb{Z}_+$ and $t \geq 0$,

$$(A.2) \quad \mathbb{P}_i(T_0 \leq t) = \left(\frac{d(1 - e^{(d-b)t})}{b - de^{(d-b)t}} \right)^i.$$

- If $0 < d < b$, on the non-extinction event of Z , which has a probability $1 - (d/b)^{Z_0}$, the following convergence holds:

$$(A.3) \quad T_N / \log N \xrightarrow[N \rightarrow \infty]{} (b - d)^{-1}, \quad a.s.$$

The next Lemma quantifies the time spent by a birth and death process with logistic competition in a vicinity of its equilibrium size. It is stated in [9] Theorem 3(c).

Lemma A.1. *Let b, d, c be in \mathbb{R}_+^* such that $b - d > 0$. Denote by $(W_t, t \geq 0)$ a density dependent birth and death process with birth rate bn and death rate $(d + cn/K)n$, where $n \in \mathbb{N}$ is the current state of the process and $K \in \mathbb{N}$ is the carrying capacity. Fix $0 < \eta_1 < (b - d)/c$ and $\eta_2 > 0$, and introduce the stopping time*

$$\mathcal{S}_K = \inf \left\{ t \geq 0 : W_t \notin \left[\left(\frac{b-d}{c} - \eta_1 \right) K, \left(\frac{b-d}{c} + \eta_2 \right) \right] \right\}.$$

Then, there exists $V > 0$ such that, for any compact subset C of $[(b-d)/c - \eta_1, (b-d)/c + \eta_2]$,

$$(A.4) \quad \lim_{K \rightarrow \infty} \sup_{k/K \in C} \mathbb{P}_k(\mathcal{S}_K < e^{KV}) = 0.$$

We end this section with a coupling of birth and death processes with close birth and death rates.

Lemma A.2. *Let Z_1 and Z_2 be two birth and death processes with initial state 1 and respective individual birth and death rates (b_1, d_1) and (b_2, d_2) belonging to a common compact set D in \mathbb{R}_+^2 . Then we can couple Z_1 and Z_2 in such a way that*

$$(A.5) \quad \sup_{t \geq 0} \mathbb{E} \left[\left(Z_1(t)e^{-(b_1-d_1)t} - Z_2(t)e^{-(b_2-d_2)t} \right)^2 \right] \leq c(|b_2 - b_1| + |d_2 - d_1|),$$

where the positive constant c only depends on D .

Proof. For the sake of simplicity, we assume in the proof that $b_1 < b_2$ and $d_1 < d_2$, but other cases can be treated similarly. Let $B(ds, d\theta)$ and $D(ds, d\theta)$ be two independent Poisson random measures with intensity $dsd\theta$. We can construct the two processes Z_1 and Z_2 with respect to the measures B and D . For $i \in \{1, 2\}$, introduce

$$Z_i(t) = 1 + \int_0^t \int_{\mathbb{R}_+} \mathbf{1}_{\{\theta \leq b_i Z_i(s^-)\}} B(ds, d\theta) - \int_0^t \int_{\mathbb{R}_+} \mathbf{1}_{\{\theta \leq d_i Z_i(s^-)\}} D(ds, d\theta).$$

We also introduce an auxiliary birth and death process, Z_3 , with individual birth and death rates $(b_3, d_3) = (b_2, d_1)$, which will allow us to compare Z_1 and Z_2 :

$$Z_3(t) = 1 + \int_0^t \int_{\mathbb{R}_+} \mathbf{1}_{\{\theta \leq b_2 Z_3(s^-)\}} B(ds, d\theta) - \int_0^t \int_{\mathbb{R}_+} \mathbf{1}_{\{\theta \leq d_1 Z_3(s^-)\}} D(ds, d\theta).$$

As $b_1 < b_2$ and $d_1 < d_2$, we have the following almost sure inequalities:

$$(A.6) \quad Z_1(t) \leq Z_3(t) \quad \text{and} \quad Z_2(t) \leq Z_3(t) \quad \text{a.s.}$$

Applying Itô's Formula yields that $M_i(t) = Z_i(t)e^{-(b_i-d_i)t}$, $i \in \{1, 2, 3\}$ are martingales, and we can express the quadratic variation of their differences. Using (A.6) we get:

$$\begin{aligned} \langle M_3 - M_1 \rangle_t &= \int_0^t \left((b_1 + d_1)Z_1(s)(e^{-(b_1-d_1)s} - e^{-(b_2-d_1)s})^2 \right. \\ &\quad \left. + (b_2Z_3(s) - b_1Z_1(s))e^{-2(b_2-d_1)s} + (d_1Z_3(s) - d_1Z_1(s))e^{-2(b_2-d_1)s} \right) ds. \end{aligned}$$

Then, by taking the expectation, we obtain

$$\begin{aligned}
(A.7) \quad \mathbb{E}[(M_3 - M_1)^2(t)] &= \int_0^t \left((b_1 + d_1)(e^{-(b_1-d_1)s} - 2e^{-(b_2-d_1)s} + e^{-(2b_2-b_1-d_1)s}) \right. \\
&\quad \left. + b_2e^{-(b_2-d_1)s} - b_1e^{-(2b_2-d_1-b_1)s} + d_1e^{-(b_2-d_1)s} - d_1e^{-(2b_2-d_1-b_1)s} \right) ds \\
&\leq (b_1 + d_1) \left(\frac{1}{b_1 - d_1} - \frac{2}{b_2 - d_1} + \frac{1}{2b_2 - b_1 - d_1} \right) \\
&\quad + \frac{b_2}{b_2 - d_1} - \frac{b_1}{2b_2 - d_1 - b_1} + \frac{d_1}{b_2 - d_1} - \frac{d_1}{2b_2 - d_1 - b_1} \leq c(b_2 - b_1),
\end{aligned}$$

where for the first inequality we have used that the square of a martingale is a submartingale, and in the last one the continuity of the functions involved. We obtain similarly

$$\begin{aligned}
\langle M_3 - M_2 \rangle_t &= \int_0^t \left((b_2Z_2(s) + d_2Z_2(s) \wedge d_1Z_3(s))(e^{-(b_2-d_1)s} - e^{-(b_2-d_2)s})^2 \right. \\
&\quad \left. + b_2(Z_3(s) - Z_2(s))e^{-2(b_2-d_1)s} \right. \\
&\quad \left. + \mathbf{1}_{\{d_1Z_3(s) < d_2Z_2(s)\}}(d_2Z_2(s) - d_1Z_3(s))e^{-2(b_2-d_2)s} \right. \\
&\quad \left. + \mathbf{1}_{\{d_1Z_3(s) > d_2Z_2(s)\}}(d_1Z_3(s) - d_2Z_2(s))e^{-2(b_2-d_1)s} \right) ds.
\end{aligned}$$

But applying (A.6) we get that

$$\begin{aligned}
\mathbf{1}_{\{d_1Z_3(s) < d_2Z_2(s)\}}(d_2Z_2(s) - d_1Z_3(s)) &\leq (d_2 - d_1)Z_2(s) + d_2(Z_2(s) - Z_3(s)) \\
&\leq (d_2 - d_1)Z_2(s)
\end{aligned}$$

and that

$$\mathbf{1}_{\{d_1Z_3(s) > d_2Z_2(s)\}}(d_1Z_3(s) - d_2Z_2(s)) \leq d_2(Z_3(s) - Z_2(s)),$$

which yields

$$\begin{aligned}
\langle M_3 - M_2 \rangle_t &\leq \int_0^t \left((b_2Z_2(s) + d_2Z_2(s))(e^{-(b_2-d_1)s} - e^{-(b_2-d_2)s})^2 \right. \\
&\quad \left. + b_2(Z_3(s) - Z_2(s))e^{-2(b_2-d_1)s} + (d_2 - d_1)Z_2(s)e^{-2(b_2-d_2)s} \right. \\
&\quad \left. + d_2(Z_3(s) - Z_2(s))e^{-2(b_2-d_1)s} \right) ds.
\end{aligned}$$

Taking the expectation and reasoning similarly as before give for every positive t ,

$$\mathbb{E}[(M_3 - M_2)^2(t)] \leq c(d_2 - d_1).$$

Using that for $a, b, c \geq 0$, $(a - c)^2 \leq 2(a - b)^2 + 2(b - c)^2$ and adding (A.7) end the proof of Lemma A.2 \square

Acknowledgements: *The author would like to thank Helmut Pitters for fruitful discussions at the beginning of this work. She also wants to thank Jean-René Chazottes and Pierre Collet for advice and references on planar dynamical systems, as well as Pierre Recho for his help with the use of Mathematica, and two anonymous reviewers for their careful reading of the paper, and several suggestions and improvements. This work was partially funded by the Chair "Modélisation Mathématique et Biodiversité" of Veolia Environnement - Ecole Polytechnique - Museum National d'Histoire Naturelle - Fondation X and the French national research agency ANR-11-BSV7- 013-03.*

REFERENCES

- [1] K. B. Athreya and P. E. Ney. *Branching processes*. Dover Publications Inc., Mineola, NY, 2004. Reprint of the 1972 original [Springer, New York; MR0373040].
- [2] S. Billiard, P. Collet, R. Ferrière, S. Méléard, and V. C. Tran. The effect of horizontal trait inheritance on competitive exclusion and coexistence. *arXiv preprint, arXiv:1511.09062*.
- [3] S. Billiard, and C. Smadi. The interplay of two mutations in a population of varying size: a stochastic eco-evolutionary model for clonal interference *Stochastic Processes and their Applications*, 2016
- [4] S. Billiard, and C. Smadi. Beyond clonal interference: Scrutinizing the complexity of the dynamics of three competing clones *arXiv preprint arXiv:1607.04656*, 2016
- [5] S. Baigent. Lotka–Volterra Dynamics—An introduction *Preprint, University of College, London*, 2010
- [6] R. Brink-Spalink. *Stochastic Models in Population Genetics: The Impact of Selection and Recombination*, 2015
- [7] R. Brink-Spalink and C. Smadi. Genealogies of two linked neutral loci after a selective sweep in a large population of stochastically varying size. *Advances in Applied Probability*, 2017.
- [8] G. Cardano. *Ars magna or the rules of algebra*. Dover Publications, 1968.
- [9] N. Champagnat. A microscopic interpretation for adaptive dynamics trait substitution sequence models. *Stochastic Processes and their Applications*, 116(8):1127–1160, 2006.
- [10] N. Champagnat, P.-E. Jabin, and S. Méléard. Adaptation in a stochastic multi-resources chemostat model. *Journal de Mathématiques Pures et Appliquées*, 101(6):755–788, 2014.
- [11] N. Champagnat and S. Méléard. Polymorphic evolution sequence and evolutionary branching. *Probability Theory and Related Fields*, 151(1-2):45–94, 2011.
- [12] Y. F. Chan, M. E. Marks, F. C. Jones, G. Villarreal, M. D. Shapiro, S. D. Brady, A. M. Southwick, D. M. Absher, J. Grimwood, J. Schmutz. Adaptive evolution of pelvic reduction in sticklebacks by recurrent deletion of a pitx1 enhancer. *Science*, 327(5963):302–305, 2010.
- [13] J. Coville and F. Fabre. Convergence to the equilibrium in a lotka-volterra ode competition system with mutations. *arXiv preprint arXiv:1301.6237*, 2013.
- [14] W. A. Cresko, A. Amores, C. Wilson, J. Murphy, M. Currey, P. Phillips, M. A. Bell, C. B. Kimmel, and J. H. Postlethwait. Parallel genetic basis for repeated evolution of armor loss in alaskan threespine stickleback populations. *Proceedings of the National Academy of Sciences of the United States of America*, 101(16):6050–6055, 2004.
- [15] J. Cuevas, and R. Geller, and R. Garijo, and J. López-Aldeguer, and R. Sanjuán. Extremely high mutation rate of HIV-1 in vivo *PLoS Biol* 13(9), 2015.
- [16] O. Diekmann. A beginner’s guide to adaptive dynamics. *Banach Center Publications*, 63, 47–86, 2004.
- [17] J. W. Drake. Rates of spontaneous mutation among RNA viruses *Proceedings of the National Academy of Sciences* 90(9), p 4171–4175, 1993
- [18] S. Duffy, and L. A. Shackelton, and E. C. Holmes. Rates of evolutionary change in viruses: patterns and determinants *Nature Reviews Genetics*, 9(4), 267–276, 2008.
- [19] F. Dumortier, J. Llibre, and J. C. Artés. *Qualitative theory of planar differential systems*. Springer, 2006.
- [20] H. Erkkö, B. Xia, J. Nikkilä, J. Schleutker, K. Syrjäkoski, A. Mannermaa, A. Kallioniemi, K. Pylkäs, S.-M. Karppinen, K. Rappakko. A recurrent mutation in palb2 in finnish cancer families. *Nature*, 446(7133):316–319, 2007.
- [21] S. Ethier and T. Kurtz. *Markov processes: Characterization and convergence*, 1986.
- [22] N. Fournier and S. Méléard. A microscopic probabilistic description of a locally regulated population and macroscopic approximations. *The Annals of Applied Probability*, 14(4):1880–1919, 2004.
- [23] S. Gago, and S. F. Elena, and R. Flores, and R. Sanjuán. Extremely high mutation rate of a hammerhead viroid *Science*, 323(5919):1308–1308, 2009
- [24] R. C. Griffiths. Lines of descent in the diffusion approximation of neutral Wright-Fisher models, *Theoretical population biology*, 17(1), 37–50, 1980
- [25] J. Haldane. The part played by recurrent mutation in evolution. *American Naturalist*, 5–19, 1933.
- [26] J. Hermisson and P. S. Pennings. Soft sweeps molecular population genetics of adaptation from standing genetic variation. *Genetics*, 169(4):2335–2352, 2005.
- [27] J. Hermisson and P. Pfaffelhuber. The pattern of genetic hitchhiking under recurrent mutation. *Electronic Journal of Probability*, 13(68):2069–2106, 2008.
- [28] N. Ikeda, and S. Watanabe. *Stochastic differential equations and diffusion processes*, 1989
- [29] P. W. Messer and D. A. Petrov. Population genomics of rapid adaptation by soft selective sweeps. *Trends in ecology & evolution*, 28(11):659–669, 2013.
- [30] J. A. Metz, S. A. Geritz, G. Meszéna, F. J. Jacobs, and J. Van Heerwaarden. Adaptive dynamics, a geometrical study of the consequences of nearly faithful reproduction. *Stochastic and spatial structures of dynamical systems*, 45:183–231, 1996.

- [31] A. Nohturfft, X. Hua, M. S. Brown, and J. L. Goldstein. Recurrent g-to-a substitution in a single codon of srebp cleavage-activating protein causes sterol resistance in three mutant chinese hamster ovary cell lines. *Proceedings of the National Academy of Sciences*, 93(24):13709–13714, 1996.
- [32] M. Kimura and T. Ohta. Stepwise mutation model and distribution of allelic frequencies in a finite population *Proceedings of the National Academy of Sciences*, 75(6):2868–2872, 1978.
- [33] A. Moya, and E. C. Holmes, and F. González-Candelas. The population genetics and evolutionary epidemiology of RNA viruses *Nature Reviews Microbiology*, 2(4): 279–288, 2004
- [34] T. Nagylaki. Evolution of a finite population under gene conversion *Proceedings of the National Academy of Sciences*, 80(20):6278–6281, 1983.
- [35] S. Nair, and D. Nash, and D. Sudimack, and A. Jaidee, and M. Barends, and A.-C. Uhlemann, and S. Krishna, and F. Nosten, and T. Anderson. Recurrent gene amplification and soft selective sweeps during evolution of multidrug resistance in malaria parasites *Molecular Biology and Evolution*, 24(2):562–573, 2007
- [36] P. S. Pennings and J. Hermisson. Soft sweeps iii: the signature of positive selection from recurrent mutation. *PLoS genetics*, 2(12):e186, 2006.
- [37] P. S. Pennings and J. Hermisson. Soft sweeps ii: molecular population genetics of adaptation from recurrent mutation or migration. *Molecular biology and evolution*, 23(5):1076–1084, 2006.
- [38] C. Pokalyuk. The effect of recurrent mutation on the linkage disequilibrium under a selective sweep. *Journal of Mathematical Biology*, 64(1-2):291–317, 2012.
- [39] M. Prezeworski, and G. Coop, and J. D. Wall. The signature of positive selection on standing genetic variation *Evolution*, 59(11), p 2312–2323, 2005
- [40] S. Repping, H. Skaletsky, L. Brown, S. K. van Daalen, C. M. Korver, T. Pyntikova, T. Kuroda-Kawaguchi, J. W. de Vries, R. D. Oates, S. Silber. Polymorphism for a 1.6-mb deletion of the human y chromosome persists through balance between recurrent mutation and haploid selection. *Nature genetics*, 35(3):247–251, 2003.
- [41] M. Richard. Limit theorems for supercritical age-dependent branching processes with neutral immigration. *Advances in Applied Probability*, 276–300, 2011.
- [42] H. Risheg, J. M. Graham, R. D. Clark, R. C. Rogers, J. M. Opitz, J. B. Moeschler, A. P. Peiffer, M. May, S. M. Joseph, J. R. Jones. A recurrent mutation in med12 leading to r961w causes opitz-kaveggia syndrome. *Nature genetics*, 39(4):451–453, 2007.
- [43] L. B. Scheinfeldt, and S. Biswas, and J. Madeoy, and C. F. Connelly, and E. E. Schadt, and J. M. Akey. Population genomic analysis of AL M S1 in humans reveals a surprisingly complex evolutionary history *Molecular Biology and Evolution* 26(6):1357–1367, 2009
- [44] J. Schweinsberg and R. Durrett. Random partitions approximating the coalescence of lineages during a selective sweep. *The Annals of Applied Probability*, 15(3):1591–1651, 2005.
- [45] E. M. Shore, M. Xu, G. J. Feldman, D. A. Fenstermacher, T.-J. Cho, I. H. Choi, J. M. Connor, P. Delai, D. L. Glaser, M. LeMerrer. A recurrent mutation in the bmp type i receptor acvr1 causes inherited and sporadic fibrodysplasia ossificans progressiva. *Nature genetics*, 38(5):525–527, 2006.
- [46] P. Skuce, L. Stenhouse, F. Jackson, V. Hypša, and J. Gilleard. Benzimidazole resistance allele haplotype diversity in united kingdom isolates of teladorsagia circumcincta supports a hypothesis of multiple origins of resistance by recurrent mutation. *International journal for parasitology*, 40(11):1247–1255, 2010.
- [47] C. Smadi. An eco-evolutionary approach of adaptation and recombination in a large population of varying size. *Stochastic Processes and their Applications*, 125(5): 2054 - 2095, 2015.
- [48] S. A. Tishkoff, and F. A. Reed, and A. Ranciaro, and B. F. Voight, and C. C. Babbitt, and J. S. Silverman, and K. Powell, and H. M. Mortensen, and J. B. Hirbo, and M. Osman. Convergent adaptation of human lactase persistence in Africa and Europe *Nature genetics*, 39(1):31–40, 2007
- [49] D. van Ditmarsch, and K. E. Boyle, and H. Sakhtah, and J. E. Oyler, and C. D. Nadell, and E. Déziel, and L.E.P. Dietrich, and J. B. Xavier. Convergent evolution of hyperswarming leads to impaired biofilm formation in pathogenic bacteria *Cell reports*, 4(4): 697–708, 2013
- [50] B. A. Wilson, and D. A. Petrov, and P. W. Messer. Soft selective sweeps in complex demographic scenarios *Genetics*, 198(2):669–684, 2014

IRSTEA, UR LISC, LABORATOIRE D’INGÉNIERIE DES SYSTÈMES COMPLEXES, 9 AVENUE BLAISE PASCAL-CS 20085, 63178 AUBIÈRE, FRANCE AND DEPARTMENT OF STATISTICS, UNIVERSITY OF OXFORD, 1 SOUTH PARKS ROAD, OXFORD OX1 3TG, UK

E-mail address: charline.smadi@polytechnique.edu