

Solitons in the Crossover between Band Insulator and Mott Insulator: Application to TTF-Chloranil under Pressure

Hidetoshi Fukuyama¹, and Masao Ogata²

¹*Research Institute for Science and Technology, Tokyo University of Science, Shinjuku,
Tokyo 162-8601, Japan*

²*Department of Physics, University of Tokyo, Hongo 7-3-1, Bunkyo-ku, Tokyo 113-0033,
Japan*

Based on the Phase Hamiltonian, two types of solitons are found to exist in the crossover region between band insulator and Mott insulator in one-dimension. Both of these solitons have fractional charges but with different spins, zero and $1/2$, respectively. The results are in accord with the experimental results by Kanoda *et al.* for TTF-Chloranil under pressure.

Recent experiment by Kanoda *et al.* on TTF-Chloranil (TTF-QCl)¹⁾ has revealed an intriguing feature of the phase diagram on the plane of pressure and temperature. Above all, at room temperature the non-magnetic neutral state at ambient pressure crossovers smoothly to magnetic ionic state without dimerization as a function of pressure at around $P_c \sim 8$ GPa, where both the conductivity along chains and the NMR relaxation rate show sharp changes.¹⁾ The experiment indicates that there is no lattice dimerization in the region of high pressure. Hence this experiment discloses the fact that there exists a smooth change from band insulator (BI) at low pressure to Mott insulator (MI) at high pressure with some characteristic changes of charge and spin excitations in the crossover region.

Defining ε_c and ε_s by conductivity = $\exp(-\varepsilon_c)$ S/cm and $1/T_1 = \exp(-\varepsilon_s)$ /sec, respectively, from the experiment,¹⁾ we see that ε_c first decreases as the pressure increases, has a minimum near $p = 8$ kbar, and then increases saturating near $p = 16$ kbar, while ε_s decreases as the pressure increases monotonically and gradually saturates above $p = 10$ kbar. Moreover the temperature (T) dependences of both ε_c and ε_s are of activation type, i.e., proportional to inverse temperatures at least in the crossover region. Hence we expect that $E_c = T\varepsilon_c$ and $E_s = T\varepsilon_s$ at fixed temperature (room temperature) disclose essentially the pressure de-

pendences of activation energy of charge and spin excitations, which we will explore in the following. We will employ the model of one-dimensional electrons, which will be justified by the experimental observation of strong anisotropic conductivity at least around the crossover pressure region.

Our model is standard one²⁻⁵⁾ with on-site U , and inter-site, V , Coulomb repulsion together with alternating site potentials, Δ , reflecting TTF and QCL sites (Δ is assumed to be positive). The average electron number per site is one, i.e., half-filled band.

$$\begin{aligned} \mathcal{H} = & - \sum_{\ell, \sigma} t_{\ell, \ell+1} \left(c_{\ell\sigma}^\dagger c_{\ell+1, \sigma} + c_{\ell+1, \sigma}^\dagger c_{\ell\sigma} \right) \\ & + \frac{\Delta}{2} \sum_{\ell} (-1)^\ell n_\ell + U \sum_{\ell} n_{\ell\uparrow} n_{\ell\downarrow} + V \sum_{\ell} n_\ell n_{\ell+1}. \end{aligned} \quad (1)$$

Here $c_{\ell\sigma}(c_{\ell\sigma}^\dagger)$ is the electron annihilation (creation) operator, $n_{\ell\sigma} = c_{\ell\sigma}^\dagger c_{\ell\sigma}$ with spin σ , the electron number operator at the site ℓ , and $n_\ell = n_{\ell\uparrow} + n_{\ell\downarrow}$. The physics of such interacting one-dimensional electrons can be treated in a transparent way by the Phase Hamiltonian^{6,7)} based on the bosonization first introduced by Tomonaga.⁸⁾ Equation (1) can be transformed into the following by keeping the minimal interactions relevant to the stabilization of BI and MI.⁵⁾

$$\begin{aligned} \mathcal{H} = & \frac{v}{2\pi} \int dx \left[\frac{1}{2} (\partial_x \theta)^2 + \frac{c}{2} (\partial_x \phi)^2 - \gamma_\Delta \sin \theta \cos \phi - \gamma_c \cos 2\theta \right] \\ \equiv & \frac{v}{2\pi} \int dx \left[\frac{1}{2} (\partial_x \theta)^2 + \frac{c}{2} (\partial_x \phi)^2 + V(\theta, \phi) \right]. \end{aligned} \quad (2)$$

where $\theta(\phi)$ are phase variables for charge (spin), $v = 2ta + (U + 6V)a/2\pi$ is the charge velocity, c is the ratio v_s/v with $v_s = 2ta - (U - 2V)a/2\pi$ being the spin velocity, and $\gamma_c = g_c/\pi a^2 v$, $\gamma_\Delta = g_\Delta/\pi a^2 v$ with $g_c = (U - 2V)a$, $g_\Delta = 4\pi\Delta a$ where a is the lattice constant. By noting that the system of present interest is at room temperature and then direct quantum effects will not be essential, we treat the phase Hamiltonian classically keeping possible renormalization of g_c and g_Δ in mind.

The states of local minimum energy in the space of θ and ϕ are determined by taking variation of the potential energy, $V(\theta, \phi)$, in eq. (2) relative to these phase variables resulting in

$$\begin{aligned} \frac{\partial V}{\partial \theta} = & -\gamma_\Delta \cos \theta \cos \phi + 2\gamma_c \sin 2\theta \\ = & -\gamma_\Delta \cos \theta [\cos \phi - 4\alpha \sin \theta] = 0, \end{aligned} \quad (3)$$

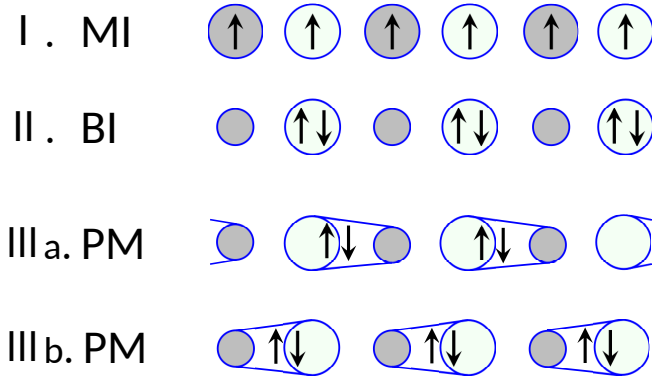


Fig. 1. Three kinds of solutions satisfying eqs. (3) and (4). The state I corresponds to ideal MI and that the state II to BI. The states IIIa and IIIb correspond to the two kinds of polarized Mott (PM) Insulator (see the text).

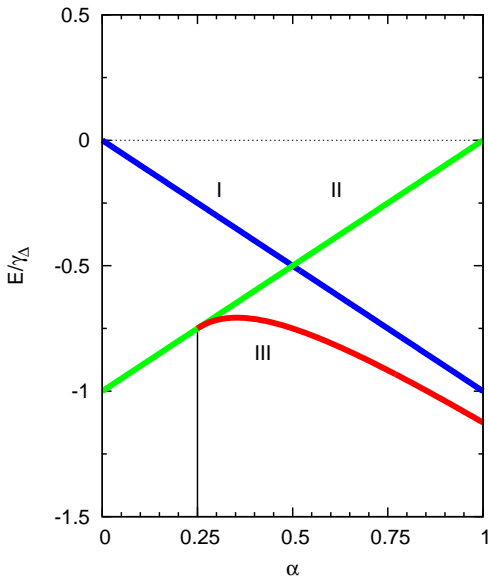


Fig. 2. Energy of the three states as a function of $\alpha = \gamma_c/\gamma_\Delta$ for a fixed γ_Δ .

$$\frac{\partial V}{\partial \phi} = \gamma_\Delta \sin \theta \sin \phi = 0, \tag{4}$$

where $\alpha = \gamma_c/\gamma_\Delta$.

There exist three solutions satisfying eqs. (3) and (4) simultaneously depending on the

value of α . For $\alpha < 1/4$,

I. $\cos \phi = 0$, and $\sin \theta = 0$, leading to $\phi = \pm\pi/2$; $\theta = 0, \pi$,

II. $\sin \phi = 0$, and $\cos \theta = 0$, leading to $\phi = 0, \pi$; $\theta = \pm\pi/2$,

and for $\alpha > 1/4$, the third solution is possible, which is

III. $\sin \phi = 0$, and $\cos \phi - 4\alpha \sin \theta = 0$, leading to $\phi = 0$; $\sin \theta = 1/4\alpha$ (state IIIa) or $\phi = \pi$; $\sin \theta = -1/4\alpha$ (state IIIb). The characteristic features of these states are shown in Fig. 1. It is seen that the state I corresponds to ideal MI and II to BI. The state III smoothly interpolates BI and MI, and is characterized by the coexistence of the charge density wave (CDW) and bond CDW⁵⁾ as shown in Fig. 1 which we call polarized Mott (PM) insulator. The energy of these states (lower one among each kind) are

$$\begin{aligned} V_{\text{I}} &= -\gamma_c = -\alpha\gamma_{\Delta} \\ V_{\text{II}} &= \gamma_c - \gamma_{\Delta} = -(1 - \alpha)\gamma_{\Delta}, \quad (\text{for } \phi = 0; \theta = \pi/2, \text{ or } \phi = \pi; \theta = -\pi/2), \\ V_{\text{III}} &= -\left(\alpha + \frac{1}{8\alpha}\right)\gamma_{\Delta}. \end{aligned} \quad (5)$$

The α dependence of the energy of these states is shown in Fig. 2, which indicates the lowest energy state is II for $\alpha < 1/4$, and III for $\alpha > 1/4$. Confining to the region of $\alpha > 1/4$, we will focus on the state III in the following.

The states III are indicated by red solid circles on the plane of θ and ϕ in Fig. 3. All these states are degenerate. As seen, there exist four different and non-equivalent paths connecting these states with potential barriers in between, which are solitons.

Soliton 1: spin $1/2$, charge $2\theta_0/\pi$,

Soliton 2: spin $1/2$, charge $-2\theta_0/\pi$,

Soliton 3: spin $-1/2$, charge $2\theta_0/\pi$,

Soliton 4: spin $-1/2$, charge $-2\theta_0/\pi$,

Soliton 5: spin 0 , charge $2(\pi/2 - \theta_0)/\pi$,

Soliton 6: spin 0 , charge $-2(\pi/2 - \theta_0)/\pi$,

where $\theta_0 = \sin^{-1}(1/4\alpha)$.

The solitons in the half-filled band had been studied in the presence of dimerizations,^{9,10)} but the present case without dimerization bridging directly between band insulator and Mott

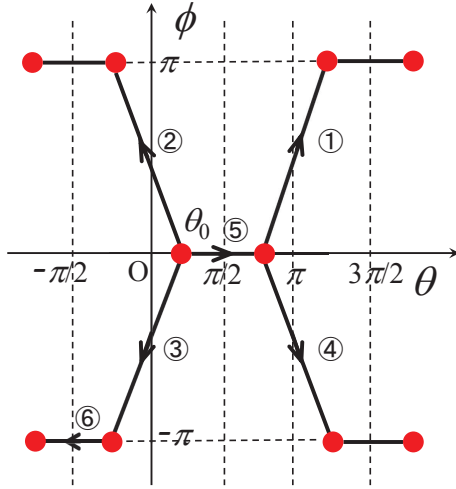


Fig. 3. Phase solitons between the states III in the plane of θ and ϕ . The red solid circles indicate states with energy V_{III} , which are degenerate. The arrows with number 1 to 6 indicate the six different and non-equivalent solitons; 1, 2, 3 and 4 are the solitons with spin $\pm 1/2$ and fractional charge, while 5 and 6 are spinless charge solitons with fractional charge.

insulator had not been studied before. The spatial form of these solitons are described by

$$\begin{aligned} -\frac{\partial^2 \theta}{\partial^2 x} - \gamma_{\Delta} \cos \theta \cos \phi + 2\gamma_c \sin 2\theta &= 0, \\ -c \frac{\partial^2 \phi}{\partial^2 x} + \gamma_{\Delta} \sin \theta \sin \phi &= 0. \end{aligned} \quad (6)$$

For solitons 5 and 6 with ϕ fixed at 0 or $\pm\pi$, the spatial dependence and formation energy of these solitons are given analytically as

$$\theta_5(x) = 2 \tan^{-1} \left[\sqrt{16\alpha^2 - 1} \tanh \left(\frac{\sqrt{16\alpha^2 - 1}}{4\alpha} \sqrt{\gamma_c} (x - x_0) \right) + 4\alpha \right] = -\theta_6(x), \quad (7)$$

and

$$\begin{aligned} E_5 = E_6 &= \frac{v}{2\pi} \frac{\sqrt{\gamma_c}}{\alpha} \left(\sqrt{16\alpha^2 - 1} - \frac{\pi}{2} + \theta_0 \right) \\ &= \frac{2v}{\pi} \sqrt{\gamma_c} \left(\cos \theta_0 - \sin \theta_0 \left(\frac{\pi}{2} - \theta_0 \right) \right). \end{aligned} \quad (8)$$

Those of solitons 1, 2, 3, and 4 can not be given analytically and the result of numerical calculation of formation energy, $E_1 (= E_2 = E_3 = E_4)$ are given in Fig. 4 as a function of α ($\alpha > 1/4$) together with that of soliton 5 (6). If the path of soliton 1 (2, 3, 4) are assumed to follow $\cos \phi = 4\alpha \sin \theta$, the spatial variations of $\theta_1(x) = \theta_1^A$ ($\theta_2^A, \theta_3^A, \theta_4^A$) and

$\phi_1(x) = \phi_1^A (\phi_2^A, \phi_3^A, \phi_4^A)$ are given as follows together with the resultant formation energy, E_1^A (E_2^A, E_3^A, E_4^A),

$$\theta_1^A(x) = \sin^{-1} \left[\frac{1}{4\alpha} \cos \phi \right] = \pi + \sin^{-1} \left[\frac{1}{4\alpha} \tanh \left(\frac{\sqrt{\gamma_c}(x-x_0)}{2\alpha\sqrt{c}} \right) \right] = \pi - \theta_2^A(x) = \pi - \theta_3^A(x) = \theta_4^A(x),$$

$$\phi_1^A(x) = 2 \tan^{-1} \left[\exp \left(\frac{\sqrt{\gamma_c}(x-x_0)}{2\alpha\sqrt{c}} \right) \right] = \phi_2^A(x) = -\phi_3^A(x) = -\phi_4^A(x),$$

$$E_1^A = \frac{v}{2\pi} \frac{\sqrt{\gamma_c}}{\sqrt{c}} \left[\frac{c}{\alpha} + \frac{1}{2\alpha} - \left(1 - \frac{1}{16\alpha^2} \right) \log \frac{4\alpha+1}{4\alpha-1} \right] = E_2^A = E_3^A = E_4^A,$$

(9)

the last of which is shown in Fig. 4 by dashed line for comparison. It is seen that E_1^A is a good approximation for E_1 . Note that c is the ratio of spin velocity and charge velocity, $c = v_s/v$, and then c is smaller than 1 for the case of repulsive interactions. Although c can be dependent on the pressure, we have shown typical cases with $c = 1$ and $c = 1/2$ in Fig. 4.

From Fig. 4, we see that the activation energy of spins is given by the formation energy E_1 , while that of charges by $E_1 + E_5$ for their transport for a macroscopic scale, which is to be compared with the experimental result of pressure dependences of Ref. 1. In this context, we note that $\alpha = \gamma_c/\gamma_\Delta = (U - 2V)/(U - 4V)$ will increase as the pressure increases, since the inter-site Coulomb interaction V is more sensitive to pressure than on-site U .³⁾ We see that the theoretical results in Fig. 4 and experiment go together, keeping in mind the following fact. The conductivity, σ , due to the soliton excitation will be given by

$$\sigma = A_c e^{-E_c/T} = e^{\ln A_c - E_c/T} = e^{-\varepsilon_c}, \quad (10)$$

where A_c is a pre-exponential factor. Therefore, $T\varepsilon_c$ should be

$$T\varepsilon_c = E_c - T \ln A_c. \quad (11)$$

The term $-T \ln A_c$ will affect the absolute value of $T\varepsilon_c$, but its pressure dependence will be weak because of logarithmic dependence on A_c , and then we expect that the pressure dependence of $T\varepsilon_c$ reflects that of E_c . Similar considerations will apply to E_s as well.

Acknowledgment

Authors thank K. Kanoda for stimulating and detailed discussions on his experimental findings reported in Ref. 1.

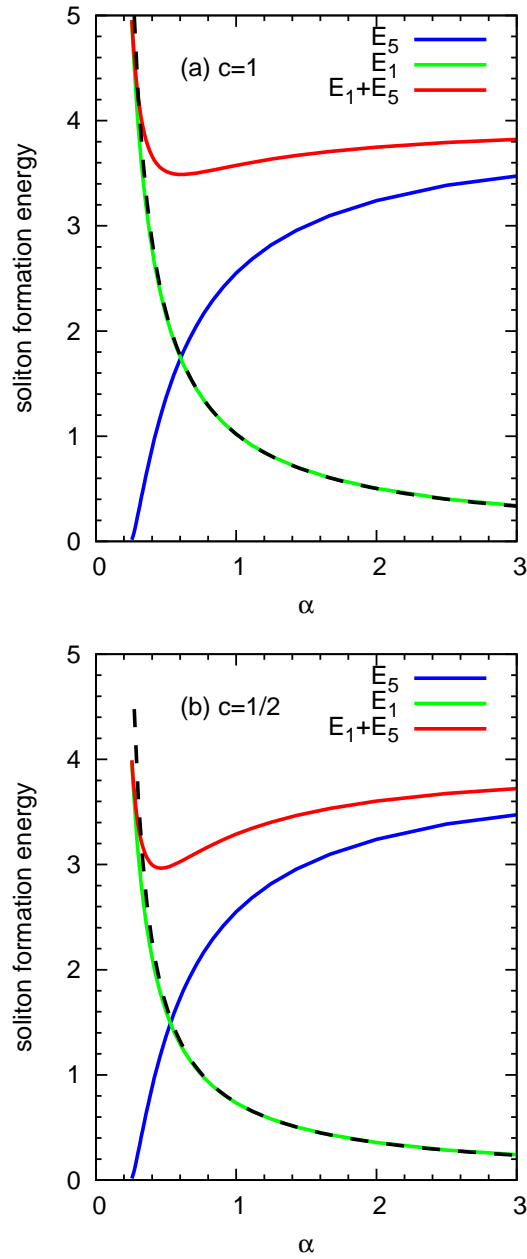


Fig. 4. Formation energies of solitons as a function of $\alpha = \gamma_c / \gamma_\Delta$ for the cases with (a) $c = 1$ and (b) $c = 1/2$. E_1 and E_5 indicate the formation energy for soliton 1 and 5 in Fig. 3, respectively. Red curves show the sum of the two formation energies. Broken lines for E_1 are the results of approximate solutions under the assumption of $\cos \phi = 4\alpha \sin \theta$.

References

- 1) K. Kanoda, presented at the International School and Workshop on Electronic Crystals (ECRYS-2014), Cargese, August 11-23, 2014.
- 2) M. J. Rice and E. J. Mele, Phys. Rev. Lett. **49** (1982) 1455..
- 3) N. Nagaosa and J. Takimoto, J. Phys. Soc. Jpn. **55** (1986) 2737, 2745.
- 4) M. Fabrizio, A. O. Gogolin, and A. A. Nersesyan, Phys. Rev. Lett. **83** (1999) 2014.
- 5) M. Tsuchiizu and A. Furusaki, Phys. Rev. B **69** (2004) 035103.
- 6) Y. Suzumura, Prog. Theor. Phys. **61** (1979) 1.
- 7) H. Fukuyama and H. Takayama, “Dynamical Properties of Quasi-One-Dimensional Conductors–Phase Hamiltonian Approach–” in *Electronic Properties of Inorganic Quasi One Dimensional Compounds*, ed. P. Monceau (D. Reidel Publishing Co., 1985) p.41-104.
- 8) S. Tomonaga, Prog. Theor. Phys. **5** (1950) 349.
- 9) J. Hara and H. Fukuyama, J. Phys. Soc. Jpn. **52** (1983) 2128.
- 10) N. Nagaosa, J. Phys. Soc. Jpn. **55** (1986) 2754.