

# LOGO-Net: Large-scale Deep Logo Detection and Brand Recognition with Deep Region-based Convolutional Networks

Steven C.H. Hoi\*, Xiongwei Wu\*, Hantang Liu\*, Yue Wu\*, Huiqiong Wang<sup>‡</sup>, Hui Xue<sup>‡</sup>, Qiang Wu<sup>‡</sup>

\*School of Information Systems, Singapore Management University, Singapore

<sup>‡</sup>Alibaba Group, Hangzhou, China

{chhoi, yuewu, htliu, xwwu.2015@phdis}@smu.edu.sg

{huiqiong.whq, hui.xueh, qiangwu.wq}@alibaba-inc.com

## Abstract

*Logo detection from images has many applications, particularly for brand recognition and intellectual property protection. Most existing studies for logo recognition and detection are based on small-scale datasets which are not comprehensive enough when exploring emerging deep learning techniques. In this paper, we introduce “LOGO-Net”<sup>1</sup>, a large-scale logo image database for logo detection and brand recognition from real-world product images. To facilitate research, LOGO-Net has two datasets: (i) “logos-18” consists of 18 logo classes, 10 brands, and 16,043 logo objects, and (ii) “logos-160” consists of 160 logo classes, 100 brands, and 130,608 logo objects. We describe the ideas and challenges for constructing such a large-scale database. Another key contribution of this work is to apply emerging deep learning techniques for logo detection and brand recognition tasks, and conduct extensive experiments by exploring several state-of-the-art deep region-based convolutional networks techniques for object detection tasks.*

## 1. Introduction

Logo detection and recognition has been extensively studied in computer vision and pattern recognition literature [4, 1, 6, 2, 3, 26, 14, 12, 7, 15, 18, 20, 13]. From a computer vision perspective, *logo recognition*, which can be viewed as a special case of image recognition, aims to recognize the logo name of an input image, and *logo detection* is often more challenging in that it not only needs to recognize the logo name but also need to find the locations of logo objects in the input image. Logo detection and recognition found a wide range of applications in many domains, such as product brand recognition for intellectual property protection in e-commerce platforms, vehicle logo recognition

for intelligent transportation [18], product brand management on social media [8], etc.

Logo objects typically consist of mixed text and graphic symbols. Although it may be viewed as a special type of object detection, logo detection from real-world images (e.g., product images) can be quite challenging since the same logo when appearing in different real scenarios can become very different due to the changes in sizes, rotations, lighting, occlusion, rigid and even non-rigid transformations. For example, a rigid logo object when appearing in a real clothing image often becomes non-rigid, making it difficult to be detected and recognized.

Although logo-related research has been explored for a long history of over two decades in literature [4, 1, 6], most existing studies use small datasets and very few large datasets are publicly available. For example, among the existing publicly available logo databases [12], one of the largest is “FlickrLogos-32”, which only consists of 32 logo classes, 8240 images, and 5644 logo objects. Clearly, the existing datasets are not sufficient for conducting large-scale logo related research, particularly when exploring emerging data-intensive deep learning techniques.

To this end, we propose “LOGO-Net” — a large-scale logo image database to facilitate the research of logo detection and product brand recognition. The current LOGO-Net database consists of 160 logo classes, 100 brands, 73,414 images, and a total of 130,608 logo objects manually labeled with bounding boxes by human beings. Constructing such a large-scale database is challenging, time-consuming, and expensive. We discuss the details of how to construct the database and resolve the challenges in the project. In addition to the database, another key contribution of this work is to explore a family of emerging state-of-the-art deep learning techniques for generic object detection with application to large-scale logo detection and brand recognition tasks and conduct extensive empirical evaluations.

The rest of this paper is organized as follows. Section

<sup>1</sup>The LOGO-net will be released at <http://logo-net.org/>  
This project was initialized in early of 2015, and the main tasks were completed in July 2015 when Prof Hoi visited Alibaba Group.



Figure 1: Examples of Brands and logo images from real-world product images

2 presents the problem formulation of logo detection and brand recognition tasks from real-world product images. Section 3 introduces the proposed “LOGO-Net” database as well as presents the deep logo detection framework using the emerging deep region-based convolutional networks techniques. Section 4 presents our empirical studies. Section 5 concludes this work.

## 2. Problem Formulation

### 2.1. Logo Detection

In general, logo detection can be viewed as a special case of generic object detection in computer vision [17, 24, 21], which is often more challenging than generic object recognition/classification tasks. Logo detection aims to detect logo instances of some pre-defined logo classes in digital images or videos. Similar to a generic object detection task, given an input image, a logo detection method not only needs to indicate if a logo is found in the image, but also needs to report the locations of the detected logo object instances/regions found in the image.

Despite being a special case of generic object detection, logo detection from real-world product images (e.g., online shopping portals like Taobao.com or Aliexpress.com) is very challenging for several reasons. First of all, a logo instance occurring in a real product image can be extremely small. Second, a “rigid” logo instance (in its original form) can become non-rigid when it is embedded in a natural product image, e.g., a logo occurring in a clothing image. Last but not least, logo instances of the same logo class occurring in real-world product images may differ very much due to a variety of changes, such as sizes, rotations, transformations, lighting, coloring, and occlusion, etc.

### 2.2. Brand Recognition

Brand recognition aims to recognize the brand names of products in a real-world product image. From a machine learning and pattern recognition perspective, brand recognition is essentially a multi-class image classification task, where an input product image is classified into one of multiple pre-defined brand categories. The techniques for

brand recognition from product images have many important applications, such as intellectual property protection in e-commerce, tracking brand-specific products for business intelligence, and visual online advertising, etc.

Although it is viewed as a multi-class image classification task, brand recognition cannot be solved directly by applying traditional image recognition techniques that simply do classification based on the visual contents of the whole product image. This is because the same brand can have multiple kinds of products (e.g., bags, shoes, or shirts, etc), and thus visual contents of product images from the same brand could be completely different.

To tackle the above challenge, we propose to explore logo detection techniques for brand recognition tasks. By detecting the appearance of logo objects related to a certain brand in a product image, one can solve the brand recognition task in an effective way. Therefore, the challenge of brand recognition can be reduced into solving a logo detection task from real product images. Finally, we note that a single brand can consist of multiple logo classes.

### 2.3. Deep Learning Framework

Deep learning has achieved promising results in varied object detection tasks recently [22, 10, 5]. One of the most successful deep learning paradigms for object detection is the series of region-based convolutional neural networks (R-CNN) [10, 11, 9, 16, 19], which had obtained state-of-the-art results in many object detection benchmarks [21]. Motivated by the successes of R-CNN related techniques for generic object detection, we propose a deep logo detection framework for brand recognition from real-world product images by exploring a family of state-of-the-art deep region-based convolutional networks (DRCN) techniques.

Figure 2 shows the proposed DeepLogo-DRCN framework for logo detection and brand recognition from product images. Specifically, given an input image, the region proposal step yields a set of region of interests (RoIs) using an efficient implementation of Selective Search (SS) [23]. The RoIs are then input into a fully convolutional neural network (CNN), in which each RoI is pooled into a fixed-size feature map and then mapped to a feature vector by fully connected

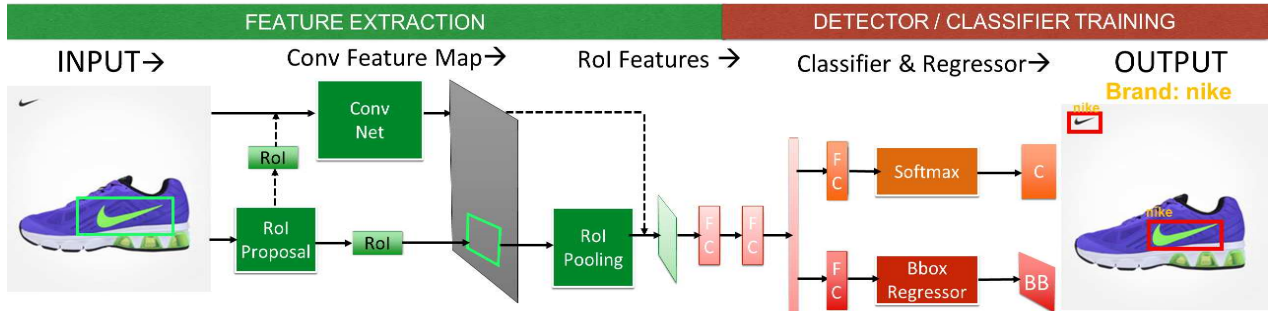


Figure 2: DeepLogo-DRCN: The proposed architecture of Deep Logo Detection using Deep Region-based Convolutional Networks (DRCN) techniques. Given an input image, the region proposal generation step yields a set of region of interests (ROIs) using an efficient implementation of Selective Search (SS) [23]. The ROIs are then input into a fully convolutional neural network, in which each ROI is pooled into a fixed-size feature map and then mapped to a feature vector by fully connected layers (FCs), which is followed by training the final object classifiers and bounding box regressors. For each ROI, the network yields two output vectors: softmax probabilities and per-class bounding-box regression offsets. The overall architecture typically can be trained in an end-to-end approach, where the DRCN technique can be any existing R-CNN variants for generic object detection. For example, the solid-line process includes several emerging fast variants of R-CNN, such as fast R-CNN (FRCN) [9] and SPPnet [11], while the dashline process represents the classical R-CNN [10].

layers (FCs), followed by training the object classifiers and bounding box regressors. For each ROI, the network yields two kinds of outputs: softmax probabilities and per-class bounding-box regression offsets. The overall architecture can be trained end-to-end. The DeepLogo-DRCN framework can take any recent DRCN algorithms for generic object detection, e.g., traditional R-CNN [10] (as shown by dashline), fast R-CNN (FRCN) [9] and SPPnet [11], etc.

### 3. LOGO-Net: large-scale logo image database

In this paper, we present “LOGO-Net” — a large-scale logo image database to facilitate the research of logo detection and brand recognition tasks with emerging deep learning techniques. Constructing such a large-scale real-world logo image database is very challenging, time-consuming, and costly. In the following, we discuss some major tasks and efforts in constructing our logo image database, especially data collection and data annotation tasks. We will then present two versions of datasets in our current LOGO-Net database, including a medium-scale dataset to ease the evaluations of varied settings, and a large-scale dataset. Finally, we compare our database against some of existing publicly available logo datasets.

#### 3.1. Product Image Collection

The first task of LOGO-Net is to construct a list of brands and their associated popular logos according to the application needs. After building the list, for each brand and logo, we crawled their related product images from two online retail marketplaces: [www.taobao.com](http://www.taobao.com) — the world’s largest marketplace for online shopping targeted at Chinese consumers, and [www.aliexpress.com](http://www.aliexpress.com) — a global retail marketplace targeted at consumers worldwide. All the product images crawled in our database were publicly avail-

able in the online marketplaces. In our database, each brand may have different number of images and each logo class may have different number of logo object instances. Our principle in the data collection is to ensure that each logo class at least has a minimal number of logo object instances for deep-learning research purposes.

#### 3.2. Logo Object Annotation

One of the most time-consuming and costly processes in constructing the LOGO-Net database is to annotate logo objects from the collected product images. For each product image, a human annotator needs to identify the logo objects, annotate the bounding box of each logo object, and then tag it with the corresponding logo class id. Figure 3 shows examples of logo object annotation on product images.



Figure 3: Instruction example of logo object annotation. The left-hand side is rejected due to too loose bounding box.

Statistics	Logos-18	Logos-160
# brands classes	10	100
# logo classes	18	160
# images	8460	73414
# logo objects	16043	130608
mean image width	564 pixels	687 pixels
mean image height	498 pixels	707 pixels

Table 1: Dataset summary of Logos-18 and Logos-160



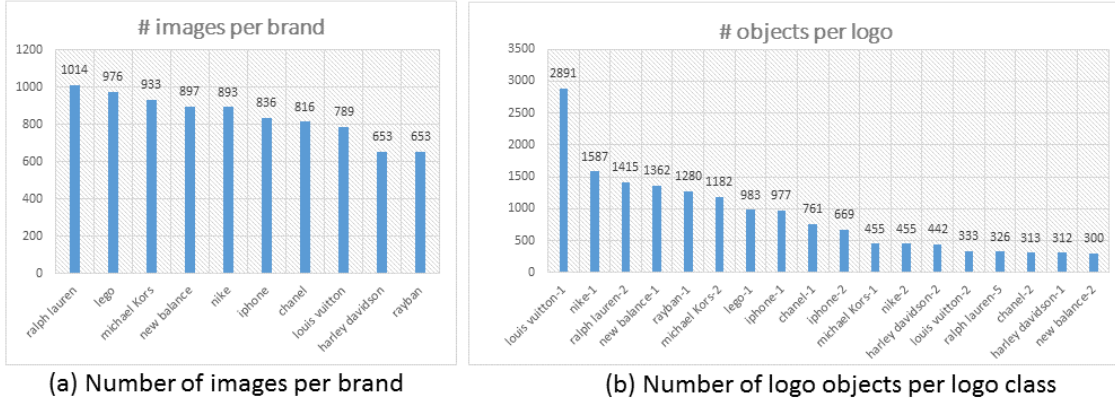


Figure 4: The statistics of numbers of images per brand and logo objects per logo class in the “logos-18” dataset



Figure 5: Examples of logo images from the LOGO-Net database

### 3.3. LOGO-Net Datasets: Logos-18 vs. Logos-160

Object detection is computationally very intensive for both training and test. To facilitate research, we design two datasets of different scales: Logos-18 versus Logos-160. Table 1 shows the dataset summary of LOGO-Net. More details are given in the appendix (Table 10 and Figure 10).

### 3.4. Comparison to Other Logo Data Sets

We compare our Logos-18 and Logos-160 datasets with some other publicly available logo datasets. Table 2 gives the summary of the dataset comparisons.

Dataset	#Image	#Logo	#Brand	#Logo Object
Logos-160	73414	160	100	130608
Logos-18	8460	18	10	16043
BelgaLogos	10000	37	37	2695
FlickrLogos-27	1080	27	27	4671
FlickrLogos-32	8240	32	32	5644

Table 2: Comparisons of existing logo datasets with Logos-18 and Logos-160. Note that BelgaLogos, FlickrLogos-27 and FlickrLogos-32 contain many non-logo images.

**BelgaLogos Dataset**[12] It contains 37 logo categories and a total of 10,000 images, in which the maximum height or width of each image has been re-sized to 800 pixels. However, the total of logo object instances is less than 3000.

**FlickrLogos-27 Dataset**[13] It has only 27 logo categories and a total of 1080 images, and each logo class has less than 50 images on average.

**FlickrLogos-32 Dataset** [20] It has 32 logo categories and a total of 8240 images. Similar to the FlickrLogos-27 Dataset, the number of images for each logo class is small, which is less than 70 images per logo class.

Unlike the existing datasets, the LOGO-Net database has a much larger scale in terms of both total number of logo objects and average number of logo objects per class, which is important and critical to explore any data-driven machine learning techniques for logo detection and recognition. Figure 4 shows some detailed statistics of numbers of images per brand and logo objects per logo class in the logos-18 dataset, and Figure 5 shows some examples of logos in our LOGO-Net database. More details about the database can be found in the appendix section.

Algorithm(model)	mAP(%)	Accuracy (%)	AUC (%)	total train time	test time / image	GPU memory
RCNN(CaffeNet)	69.1	95.2	95.3	2444 (min)	20886(ms)	2.39 (GB)
RCNN(CaffeNet-w/o-ft)	55.1	86.5	86.4	1549 (min)	20881(ms)	2.39 (GB)
FRCN(CaffeNet)	58.8	93.2	92.0	147 (min)	448 (ms)	1.67 (GB)
FRCN(VGG1024)	59.8	94.8	93.6	253 (min)	540 (ms)	3.04 (GB)
FRCN(VGG16)	61.4	94.7	93.2	1312 (min)	859 (ms)	10.86 (GB)
SPPnet(ZF-w/o-bb)	54.5	92.5	92.3	707 (min)	968 (ms)	2.21 (GB)
SPPnet(ZF)	59.1	92.5	92.3	749 (min)	1199 (ms)	2.21 (GB)

Table 3: **Logos-18 test set** Logo Detection and Brand Recognition Results by DeepLogo-DRCN with different algorithms. Note that the test time cost includes the average region proposal time (310ms) by SS which is the same for all the algorithms. Here RCNN(CaffeNet-w/o-ft) means RCNN using ImageNet-pretrained CaffeNet for feature extraction without fine-tuning and SPPnet(ZF-w/o-bb) means SPPnet using ImageNet-pretrained ZF Net without bounding box regression.

Alg(model)	mAP(%)	Accuracy (%)	AUC(%)	total train time	test time / image	GPU memory
RCNN(Caffenet)	69.9	90.0	89.6	8783 (min)	27273 (ms)	3.74(GB)
FRCN(CaffeNet)	61.0	81.6	82.6	169 (min)	685 (ms)	1.71 (GB)
FRCN(VGG1024)	60.3	81.3	82.3	283 (min)	752 (ms)	3.05 (GB)
FRCN(VGG16)	65.8	85.8	86.8	1362 (min)	1044 (ms)	10.89 (GB)
SPPnet(ZF-w/o-bb)	53.6	81.8	82.0	1360 (min)	1218 (ms)	3.63 (GB)
SPPnet(ZF)	58.1	81.8	82.0	1494 (min)	1639 (ms)	3.63 (GB)

Table 4: **Logos-160 test set** Logo Detection and Brand Recognition Results by DeepLogo-DRCN with different algorithms. Note that the test time cost includes the region proposal time (467ms) by SS which is the same for all the algorithms.

## 4. Experiments

### 4.1. Experimental Setup

To enable the benchmark research, we follow standard competition setups for data partitions in our experiments. Specifically, for Logos-18, we randomly divide the dataset into three parts: 50% for training, 20% for validation, and 30% for test. Similarly, we also divide the Logos-160 dataset into three parts: 20% for training, 20% for validation, and 60% for test. We purposely set less training data for the Logos-160 task to make it more challenging and realistic in real-world settings as requiring too much training data is not so impractical to scale.

We develop the proposed DeepLogo-DRCN scheme for logo detection and brand recognition by exploring several state-of-the-art Deep Region-based Convolutional Networks (DRCN) techniques for object detection, including

- RCNN [10]<sup>2</sup> is the most popular and widely used deep learning framework for object detection by combining region proposal (e.g., selective search [23]) with convolutional neural networks (CNNs);
- FRCN [9]<sup>3</sup> is a Fast R-CNN framework for object detection with deep region-based convolutional neural networks, which significantly improves computational efficiency of traditional R-CNN methods.
- SPPnet [11]<sup>4</sup> is another variant of fast R-CNN by improving computational efficiency and exploring spatial pyramid pooling strategies.

<sup>2</sup><https://github.com/rbgirshick/rcnn>

<sup>3</sup><https://github.com/rbgirshick/fast-rcnn>

<sup>4</sup>[https://github.com/ShaoqingRen/SPP\\_net](https://github.com/ShaoqingRen/SPP_net)

Another important step in the DeepLogo-DRCN framework is the region proposal solution, which affects both logo detection quality and computational efficiency. In our approach, we employ the Selective Search (SS) method [23] which has been shown as the state-of-the-art region proposal that often achieves the best quality. However, the original SS implementation is notably slow particularly when dealing with a large image. Instead of exploring other fast region proposal techniques [27] which often sacrifice quality, we have done a fast implementation of the SS method, which yields almost the same quality as the original SS implementation but is much faster in an order of magnitude. In our experiments, we choose the number of RoIs to 2000 for all schemes according to the validation set in order to balance the trade-off between quality and efficiency.

For parameter settings, we choose the parameters of different algorithms using the same validation set. We set the number of fine-tuning iterations to 50,000 for all schemes whenever applicable, and the default threshold of Intersection over Union (IoU) to 0.5 for validating object bounding boxes. We will evaluate how different settings (e.g., the number of RoIs, the number of fine-tuning iterations, IoU, etc) affect the performance in parameter sensitivity section.

For performance evaluation metrics, we adopt the widely used mean Average Precision (mAP) for evaluating logo object detection tasks. For brand recognition tasks, we adopt the standard metrics for object recognition, including classification accuracy and Area under the ROC curve (AUC). The experiments were conducted in a GPU cluster with the NVIDIA high-end Tesla K80 GPU (2x Kepler GK210, 2496 cores per GPU, 12GB memory per GPU).

Algorithm(model)	mAP	cls1	cls2	cls3	cls4	cls5	cls6	cls7	cls8	cls9	cls10	cls11	cls12	cls13	cls14	cls15	cls16	cls17	cls18
RCNN(CaffeNet)	69.1	78.9	57.2	58.3	56.7	79.9	68.6	99.6	50.8	60.8	62.8	54.0	89.2	52.7	68.1	79.5	90.0	67.3	69.5
FRCN(VGG16)	61.4	75.2	50.8	57.0	56.2	69.4	67.2	99.5	42.5	47.0	46.1	28.2	89.1	44.6	58.6	77.2	82.2	48.7	64.9
FRCN(VGG1024)	59.8	74.6	46.1	58.1	53.8	74.4	73.2	99.6	43.1	39.2	47.9	20.4	88.8	37.0	55.4	74.6	82.0	46.1	62.1
FRCN(CaffeNet)	58.8	69.0	43.2	55.7	48.6	69.4	71.5	99.7	46.7	41.5	47.4	27.2	88.9	39.4	48.6	71.5	78.7	46.8	63.5
SPPNet(ZF Net)	59.2	69.6	49.3	54.4	50.9	70.2	73.8	90.9	41.3	38.6	48.4	48.5	84.3	37.7	49.8	67.2	79.3	50.6	61.5

Table 5: **Logos-18 test set logo detection** results of average precision (%). The notations from “cls 1” to “cls-18” denote chanel-1, chanel-2, harley davidson-1, harley davidson-2, iphone-1, iphone-2, lego-1, louis vuitton-1, louis vuitton-2, michael Kors-1, michael Kors-2, new balance-1, new balance-2, nike-1, nike-2, ralph lauren-2, ralph lauren-1, rayban-1, respectively.

Alg(model)	Acc	bnd1	bnd2	bnd3	bnd4	bnd5	bnd6	bnd7	bnd8	bnd9	bnd10
RCNN(CaffeNet)	95.2	91.1	88.1	96.8	100.0	93.7	91.0	99.3	98.2	97.7	92.3
FRCN(VGG16)	94.7	91.9	88.1	95.3	97.6	93.3	89.6	99.3	97.8	97.0	94.9
FRCN(VGG1024)	94.8	92.7	87.6	91.7	99.7	93.3	91.4	98.9	97.0	98.7	93.3
FRCN(CaffeNet)	93.2	90.3	85.5	88.5	99.7	90.4	86.7	98.9	97.4	97.4	92.8
SPPNet(ZF Net)	92.5	81.9	88.6	91.3	99.7	93.7	84.2	97.8	94.8	98.7	91.3

Table 6: **Logos-18 test set brand recognition accuracy** results(%). “bnd 1” to “bnd-10” denote “chanel”, “harley davidson”, “iphone”, “lego”, “louis vuitton”, “michael Kors”, “new balance”, “nike”, “ralph lauren”, “rayban”, respectively.

## 4.2. Main Results

Table 3 and Table 4 summarize the main results of logo object detection and brand recognition on the test sets by the proposed DeepLogo-DRCN with different algorithms and models. For each dataset (logos-18 or logos-160), all the models were trained on the same training data set, and tested on the same test set. The validation set was only used for choosing key parameters of each scheme. Several observations can be drawn from the main experimental results.

First of all, among all the methods, RCNN(CaffeNet with fine-tuning) obtained the best logo detection and brand recognition results on the logos-18 dataset, while FRCN(VGG16) obtained the second best results on the logos-18 dataset. This seems a bit surprising as both FRCN and SPPnet have been reported with state-of-the-art results, if not better than, at least comparable to RCNN for generic object detection on PASCAL VOC object detection benchmarks. This is mainly because unlike PASCAL VOC datasets, our LOGO-Net database has many small logo objects for which FRCN and SPPnet might fail to detect if the convolutional feature map is not large enough. In contract, RCNN suffers less from this issue since RCNN first takes an RoI (a small region) and then resize it to a fixed size (essentially enlarged) before it is passed to the convolutional network.

Second, in terms of training time cost, we found that RCNN is the most computationally expensive among all the solutions. This is because RCNN has to repeatedly perform convolutional operations for each RoI with the original image, which can be somewhat redundant and thus very computationally expensive. By comparing FRCN and SPPnet, when using a simpler network (e.g., CaffeNet), FRCN can be trained several times faster than SPPnet (based on the Zeiler-Fergus’s ZF-net) [25]. However, when using a very deep network (VGG16), FRCN is computationally more expensive than SPPnet with ZF-net. Moreover, by examining GPU memory cost during training, we found that FRCN

consumes a large amount of GPU memory (e.g., more than 10GB) when training the very deep VGG16 network. This poses a very high requirement for the GPU hardware (e.g., requiring very high-end GPU, e.g., K80 in our cluster).

Moreover, by examining the test time cost which is critical when being deployed in real-world applications, we found that R-CNN takes more than 20 seconds for processing an image, which is an order of magnitude slower than the others. The poor prediction efficiency makes RCNN infeasible to be deployed in a real-world application which may need to deal with millions of product images daily.

Finally, Table 5 and Table 6 give the detailed results on logos-18 for specific logo detection and specific brand recognition accuracy, respectively. The appendix section also includes the detailed results on the Logos-160 dataset (Table 8 and Table 9).

## 4.3. Parameter Sensitivity

### 4.3.1 Overview

For the proposed DeepLogo-DRCN, there are some key parameters that may significantly affect logo detection and brand recognition performance, including the number of regions of interests (RoIs), the number of fine-tuning (ft) iterations, the amount of training data, the IoU setting, extra acceleration using SVD, etc. In this section, we evaluate how the performance is sensitive to each of these factors.

### 4.3.2 Evaluation of Number of Regions of Interests

The number of RoIs (i.e., the number of bounding boxes) yielded by SS [23] plays a critical role in DeepLogo-DRCN, which affects both detection quality and recognition accuracy as well as computational efficiency. Computational cost is generally proportion to the number of RoIs. The higher the number of RoIs, the more computational costs for both training and test. However, increasing the RoI size may not always guarantee a significant improvement of mAP.

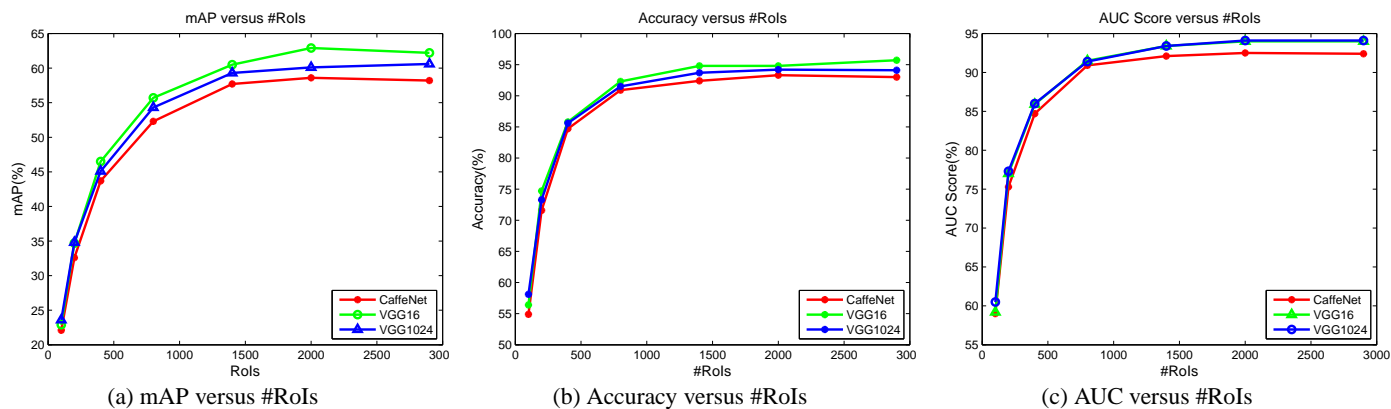


Figure 6: Evaluation of parameter sensitivity of #RoIs (bounding boxes) for object detection (mAP) and brand recognition performance (accuracy and AUC). The logo object detection algorithm is based on DeepLogo-FRCN.

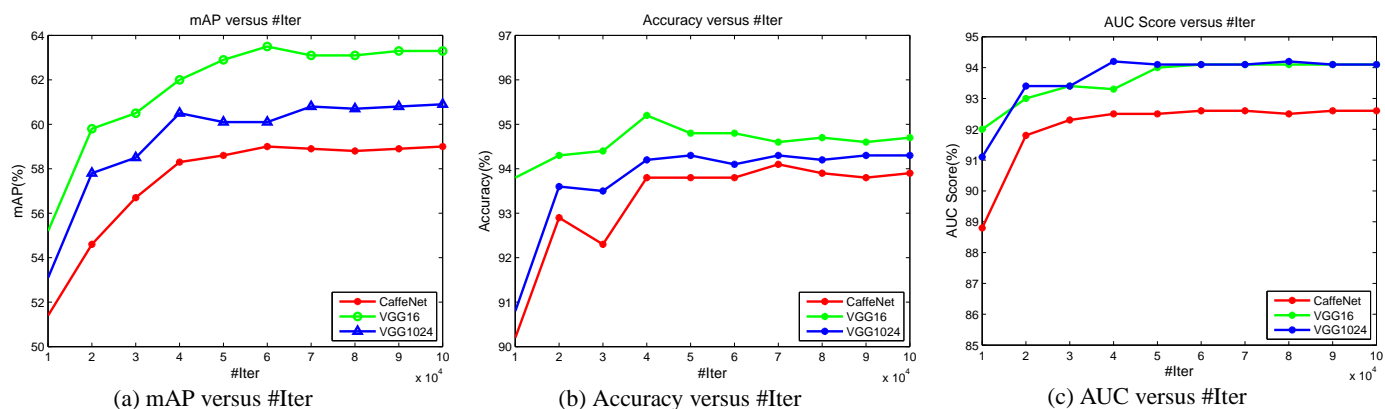


Figure 7: Evaluation of parameter sensitivity of #Iterations (fine-tuning) for object detection (mAP) and brand recognition performance (accuracy and AUC). The logo object detection algorithm is based on DeepLogo-FRCN.

Figure 6 shows how the mAP performance on the validation set is changed with respect to different numbers of RoIs in the proposed DeepLogo-DRCN with FRCN using different CNN models. From the results, we can see that when the number of RoIs is small (e.g., less than 1000), increasing the number of RoIs always leads to a considerable improvement of overall mAP. However, when it is large enough (e.g., 2000), increasing it may only make a marginal improvement or even degrade the performance when it is too large (perhaps due to noise reasons). Thus, we found that setting the number of RoIs to 2000 is able to make a good tradeoff between logo detection efficacy and computational efficiency. Finally, by examining the brand recognition results, we found that as compared with mAP, both accuracy and AUC are less sensitive to the number of RoIs. When the number of RoIs is large than 1500, both accuracy and AUC results are almost saturated.

### 4.3.3 Evaluation of Fine-Tuning (FT) Iterations

The fine-tuning procedure is one of critical steps for ensuring the proposed DeepLogo-DRCN scheme can adapt the existing pre-trained CNN models on the logo image dataset. In general, we need a significantly large number

of fine-tuning iterations to ensure the proposed DeepLogo-DRCN is converged on the logo training data set. However, the training time cost grows linearly with the number of fine-tuning iterations. For a large-scale experiment, we need to set a proper number of fine-tuning iterations to balance the trade-off between efficacy and efficiency.

Figure 7 shows how the overall logo detection (mAP) and brand recognition (accuracy) performances on the validation set are changed when increasing the fine-tuning iterations. We found that when setting it to about 50,000 iterations, the mAP performance will converge for most settings for FRCN. Finally, by examining the accuracy and AUC results of brand recognition, we found that the performances are almost saturated after 40,000 fine-tuning iterations.

### 4.3.4 Evaluation of Training Data Sizes

For deep learning methods, training data amount affects considerably the resulting performance. In this experiment, we aim to examine how the logo detection and brand recognition results were sensitive to different amounts of training data used for training the DeepLogo-DRCN scheme.

Figure 8 shows the evaluation results of object detection and brand recognition performances with respect to differ-

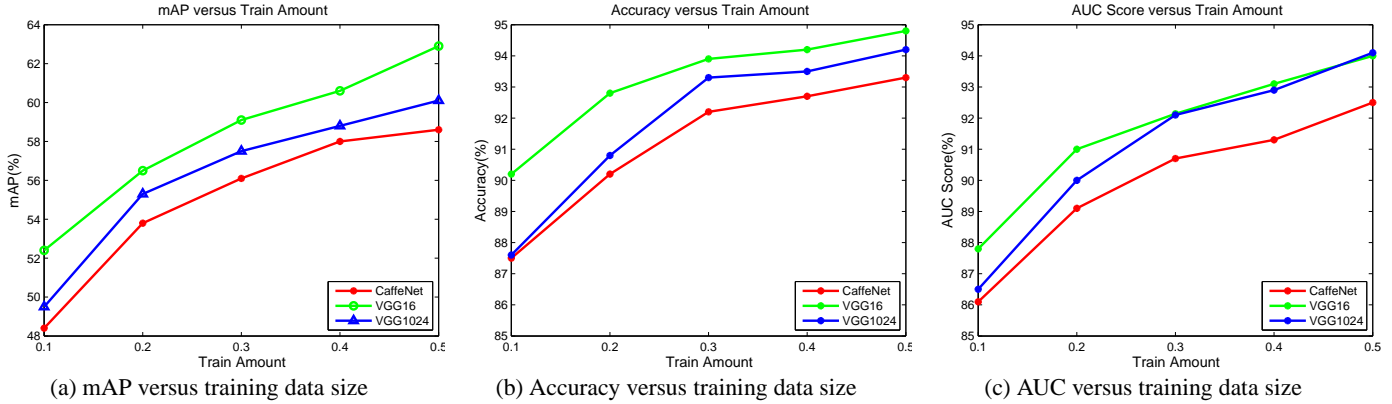


Figure 8: Evaluation of different amounts of training data for object detection (mAP) and brand recognition performance (accuracy and AUC). The logo object detection algorithm is based on DeepLogo-FRCN.

ent amounts of training data. From the results, we can see that increasing the amount of training data generally gives a consistent improvement of both logo object detection and brand recognition performances. The improvement of mAP is particularly more significant while the improvement of brand recognition accuracy is relatively less obvious. This is primarily because classification accuracy is already very good and thus making a further improvement would be more difficult. This result also indicate classification accuracy may not be an ideal performance metric as compared with either mAP or AUC metrics.

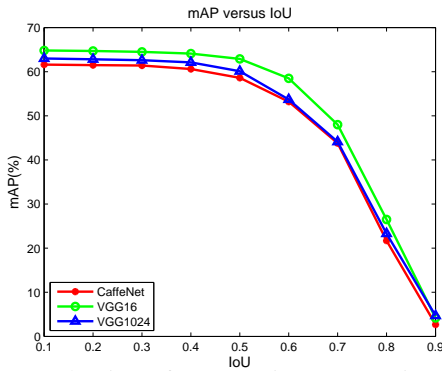


Figure 9: Evaluation of Intersection over Union (IoU) parameter settings for object detection performance (mAP).

#### 4.3.5 Evaluation of Intersection over Union (IoU)

The IoU threshold is a parameter to decide if a detected bounding box is overlapping enough with a target object. Setting a high IoU threshold requires a more precise localization of the detected object which is often done by the bounding box regression step. For brand recognition, it is less important for detecting precise bounding boxes of target logos. Figure 9 shows an evaluation of mAP with respect to different settings of IoU. We can see that when IoU is larger than 0.5, decreasing IoU only leads to a marginal improvement of mAP. However, when IoU is less than 0.5, increasing IoU can result in a significant drop of mAP.

#### 4.3.6 Evaluation of Acceleration by Truncated SVD

We realize the prediction time is crucial when applying DeepLogo-DRCN for real-world applications. To speed up the prediction of DeepLogo-DRCN, we explore an SVD truncation based acceleration technique from [9]. The basic idea is to simplify the most intensive and repeatedly computation parts, i.e., the fully connected layers of DRCN, using SVD-truncation based approximation. More details about SVD-approximation can be found in [9].

metric	SVD(Y/N)	CaffeNet	VGG16	VGG1024
mAP	w/o SVD	58.8%	61.4%	59.8%
	w/ SVD	57.3%	60.8%	59.6%
	drop in mAP	1.5%	0.6%	0.2%
Acc.	w/o SVD	93.2%	94.7%	94.8%
	w/ SVD	92.4%	94.6%	94.5%
	drop in acc.	0.8%	0.1%	0.3%
AUC	w/o SVD	92.0%	93.2%	93.6%
	w/ SVD	91.5%	93.0%	93.5%
	drop in AUC	0.5%	0.2%	0.1%
Test Time	w/o SVD	0.137	0.542	0.230
	w/ SVD	0.091	0.391	0.149
	speedup	33.6%	27.9%	35.2%

Table 7: Evaluation of speedup gains obtained by SVD-based acceleration. Note that the above test time cost excludes the region proposal time cost by SS.

Table 7 gives the speedup gains using the SVD-based acceleration. We can obtain about 30% speedup while sacrificing only a minor drop in predictive performance. Specifically the gains obtained for deeper models are especially impressive. For example, for VGG16, we can obtain 28% speedup in test time while only suffering no more than 0.2% drop in both accuracy and AUC.



## 5. Conclusions

This paper presented “LOGO-Net” — a large-scale logo image database to facilitate large-scale deep logo detection and brand recognition from real-world product images. LOGO-Net consists of two datasets: (i) “logos-18”: 18 logo classes, 10 brands, and 16,043 logo objects, and (ii) “logos-160”: 160 logo classes, 100 brands, and 130,608 logo objects. We discussed the challenges and solutions for constructing such a large-scale database, tackled the deep logo recognition and brand recognition tasks by exploring a family of emerging Deep Region-based Convolutional Networks (DRCN) techniques, and finally conducted an extensive set of benchmark evaluations.

## Acknowledgements

The authors would like to acknowledge the support from Dr Rong Jin at Alibaba Group to facilitate the research collaboration between Dr Hoi’s team and Alibaba Group. The authors would like to acknowledge the fruitful discussions and help from researchers and engineers from Alibaba Group, especially the intern Mr Jiewei Luo.

## Appendix: Details of Logo image database

### References

- [1] F. Cesarini, E. Francesconi, M. Gori, S. Marinai, J. Sheng, and G. Soda. A neural-based architecture for spot-noisy logo recognition. In *Document Analysis and Recognition, 1997., Proceedings of the Fourth International Conference on*, volume 1, pages 175–179. IEEE, 1997.
- [2] J. Chen, M. K. Leung, and Y. Gao. Noisy logo recognition using line segment hausdorff distance. *Pattern recognition*, 36(4):943–955, 2003.
- [3] R. J. Den Hollander and A. Hanjalic. Logo recognition in video stills by string matching. In *Image Processing, 2003. ICIIP 2003. Proceedings. 2003 International Conference on*, volume 3, pages III–517. IEEE, 2003.
- [4] D. S. Doermann, E. Rivlin, and I. Weiss. Logo recognition using geometric invariants. In *Document Analysis and Recognition, 1993., Proceedings of the Second International Conference on*, pages 894–897. IEEE, 1993.
- [5] D. Erhan, C. Szegedy, A. Toshev, and D. Anguelov. Scalable object detection using deep neural networks. In *Computer Vision and Pattern Recognition (CVPR), 2014 IEEE Conference on*, pages 2155–2162. IEEE, 2014.
- [6] E. Francesconi, P. Frasconi, M. Gori, S. Marinai, J. Sheng, G. Soda, and A. Sperduti. Logo recognition by recursive neural networks. In *Graphics Recognition Algorithms and Systems*, pages 104–117. Springer, 1998.
- [7] K. Gao, S. Lin, Y. Zhang, S. Tang, and D. Zhang. Logo detection based on spatial-spectral saliency and partial spatial context. In *Multimedia and Expo, 2009. ICME 2009. IEEE International Conference on*, pages 322–329. IEEE, 2009.
- [8] Y. Gao, F. Wang, H. Luan, and T.-S. Chua. Brand data gathering from live social media streams. In *Proceedings of International Conference on Multimedia Retrieval*, page 169. ACM, 2014.
- [9] R. Girshick. Fast R-CNN. In *Proceedings of the International Conference on Computer Vision (ICCV), 2015*.
- [10] R. Girshick, J. Donahue, T. Darrell, and J. Malik. Rich feature hierarchies for accurate object detection and semantic segmentation. In *Computer Vision and Pattern Recognition (CVPR), 2014 IEEE Conference on*, pages 580–587. IEEE, 2014.
- [11] K. He, X. Zhang, S. Ren, and J. Sun. Spatial pyramid pooling in deep convolutional networks for visual recognition. In *Computer Vision–ECCV 2014*, pages 346–361. Springer, 2014.
- [12] A. Joly and O. Buisson. Logo retrieval with a contrario visual query expansion. In *Proceedings of the seventeen ACM international conference on Multimedia (MM’09)*, pages 581–584, 2009.
- [13] Y. Kalantidis, L. Pueyo, M. Trevisiol, R. van Zwol, and Y. Avrithis. Scalable triangulation-based logo recognition. In *Proceedings of ACM International Conference on Multimedia Retrieval (ICMR 2011)*, Trento, Italy, April 2011.
- [14] J. Kleban, X. Xie, and W.-Y. Ma. Spatial pyramid mining for logo detection in natural scenes. In *Multimedia and Expo, 2008 IEEE International Conference on*, pages 1077–1080. IEEE, 2008.
- [15] Z. Li, M. Schulte-Austum, and M. Nesch. Fast logo detection and recognition in document images. In *Pattern Recognition (ICPR), 2010 20th International Conference on*, pages 2716–2719. IEEE, 2010.
- [16] W. Ouyang, X. Wang, X. Zeng, S. Qiu, P. Luo, Y. Tian, H. Li, S. Yang, Z. Wang, C. C. Loy, and X. Tang. Deepid-net: Deformable deep convolutional neural networks for object detection. In *IEEE Conference on Computer Vision and Pattern Recognition, CVPR 2015, Boston, MA, USA, June 7-12, 2015*, pages 2403–2412, 2015.
- [17] C. P. Papageorgiou, M. Oren, and T. Poggio. A general framework for object detection. In *Computer vision, 1998. sixth international conference on*, pages 555–562. IEEE, 1998.
- [18] A. P. Psyllos, C.-N. E. Anagnostopoulos, and E. Kayafas. Vehicle logo recognition using a sift-based enhanced matching scheme. *Intelligent Transportation Systems, IEEE Transactions on*, 11(2):322–328, 2010.
- [19] S. Ren, K. He, R. Girshick, and J. Sun. Faster R-CNN: Towards real-time object detection with region proposal networks. In *Neural Information Processing Systems (NIPS)*, 2015.
- [20] S. Romberg, L. G. Pueyo, R. Lienhart, and R. van Zwol. Scalable logo recognition in real-world images. In *Proceedings of the 1st ACM International Conference on Multimedia Retrieval, ICMR ’11*, pages 25:1–25:8, New York, NY, USA, 2011. ACM.
- [21] O. Russakovsky, J. Deng, H. Su, J. Krause, S. Satheesh, S. Ma, Z. Huang, A. Karpathy, A. Khosla, M. Bernstein, et al. Imagenet large scale visual recognition challenge. *International Journal of Computer Vision*, pages 1–42, 2014.
- [22] P. Sermanet, D. Eigen, X. Zhang, M. Mathieu, R. Fergus, and Y. LeCun. Overfeat: Integrated recognition, localization and detection using convolutional networks. *arXiv preprint arXiv:1312.6229*, 2013.
- [23] J. R. Uijlings, K. E. van de Sande, T. Gevers, and A. W. Smeulders. Selective search for object recognition. *International journal of computer vision*, 104(2):154–171, 2013.
- [24] P. Viola and M. Jones. Robust real-time object detection. *International Journal of Computer Vision*, 4:51–52, 2001.
- [25] M. D. Zeiler and R. Fergus. Visualizing and understanding convolutional networks. In *Computer Vision–ECCV 2014*, pages 818–833. Springer, 2014.
- [26] G. Zhu and D. Doermann. Automatic document logo detection. In *Document Analysis and Recognition, 2007. ICDAR 2007. Ninth International Conference on*, volume 2, pages 864–868. IEEE, 2007.
- [27] C. L. Zitnick and P. Dollár. Edge boxes: Locating object proposals from edges. In *Computer Vision–ECCV 2014*, pages 391–405. Springer, 2014.

Alg(Model)	cls1	cls2	cls3	cls4	cls5	cls6	cls7	cls8	cls9	cls10	cls11	cls12	cls13	cls14	cls15	cls16
RCNN(CaffeNet)	63.5	90.9	88.8	88.8	68.3	64.8	74.0	76.6	82.0	77.8	65.7	73.3	75.7	89.7	60.8	54.0
FRCN(VGG16)	44.7	90.9	82.5	89.0	54.7	58.9	77.2	64.0	61.0	73.1	59.1	69.5	74.0	89.4	78.0	59.6
SPPnet(ZF net)	43.8	90.3	67.0	87.3	30.4	49.9	57.6	73.9	61.6	61.1	36.5	62.6	59.2	85.7	64.5	36.7
Alg(Model)	cls17	cls18	cls19	cls20	cls21	cls22	cls23	cls24	cls25	cls26	cls27	cls28	cls29	cls30	cls31	cls32
RCNN(CaffeNet)	74.7	80.8	84.7	90.9	83.9	77.0	89.2	83.0	70.9	43.5	44.3	87.8	70.9	81.8	84.5	61.8
FRCN(VGG16)	69.0	69.0	85.0	90.5	79.5	72.8	83.1	81.7	58.0	45.5	50.8	86.5	66.1	82.3	82.8	51.2
SPPnet(ZF net)	46.1	59.5	82.2	83.7	70.8	79.5	80.1	53.8	43.3	31.4	43.6	79.4	61.1	80.9	73.9	26.8
Alg(Model)	cls33	cls34	cls35	cls36	cls37	cls38	cls39	cls40	cls41	cls42	cls43	cls44	cls45	cls46	cls47	cls48
RCNN(CaffeNet)	72.7	58.8	64.1	25.6	64.6	63.7	77.3	74.3	24.1	89.7	83.2	85.4	86.2	80.5	54.9	78.0
FRCN(VGG16)	67.5	49.5	64.3	32.8	61.0	47.3	80.4	72.5	25.3	89.3	81.6	90.1	84.7	72.5	40.3	74.7
SPPnet(ZF net)	56.3	35.4	59.2	25.8	45.6	34.6	75.7	56.8	25.4	88.8	74.0	83.4	78.8	62.0	29.0	65.3
Alg(Model)	cls49	cls50	cls51	cls52	cls53	cls54	cls55	cls56	cls57	cls58	cls59	cls60	cls61	cls62	cls63	cls64
RCNN(CaffeNet)	89.7	68.4	67.9	48.8	54.0	69.1	52.9	27.1	89.0	90.9	63.5	70.5	81.9	76.9	27.4	86.4
FRCN(VGG16)	88.6	59.3	65.5	40.9	48.2	76.2	41.7	29.0	85.3	90.9	65.0	71.8	78.1	79.5	17.7	75.7
SPPnet(ZF net)	78.9	46.6	57.0	36.1	43.3	66.9	31.5	24.4	76.1	90.9	57.9	62.6	71.4	70.9	22.5	78.5
Alg(Model)	cls65	cls66	cls67	cls68	cls69	cls70	cls71	cls72	cls73	cls74	cls75	cls76	cls77	cls78	cls79	cls80
RCNN(CaffeNet)	51.5	45.1	63.6	43.7	41.2	41.0	64.1	55.5	83.2	53.6	63.7	69.3	45.5	70.7	61.4	32.5
FRCN(VGG16)	31.6	50.6	58.6	43.0	42.3	35.0	55.7	34.9	84.9	59.0	62.8	63.3	47.3	71.4	53.6	26.0
SPPnet(ZF net)	26.2	39.0	43.3	42.7	37.4	30.9	48.5	26.6	77.5	44.7	53.9	50.2	51.8	67.1	37.1	14.3
Alg(Model)	cls81	cls82	cls83	cls84	cls85	cls86	cls87	cls88	cls89	cls90	cls91	cls92	cls93	cls94	cls95	cls96
RCNN(CaffeNet)	89.5	86.8	90.9	89.5	88.6	56.0	78.6	69.0	83.2	62.7	90.7	66.8	89.5	54.5	72.0	90.8
FRCN(VGG16)	88.6	83.6	91.0	88.8	82.5	39.4	75.1	63.1	80.9	74.0	90.9	66.4	85.6	49.9	70.1	90.7
SPPnet(ZF net)	82.9	73.3	90.9	88.8	77.6	29.2	67.9	46.1	78.7	65.3	90.5	59.9	78.3	37.5	59.8	82.2
Alg(Model)	cls97	cls98	cls99	cls100	cls101	cls102	cls103	cls104	cls105	cls106	cls107	cls108	cls109	cls110	cls111	cls112
RCNN(CaffeNet)	42.6	42.0	16.8	22.4	52.4	50.4	59.8	36.2	56.8	78.3	39.6	88.7	90.8	52.7	65.3	80.5
FRCN(VGG16)	42.8	12.9	27.0	29.1	37.8	26.6	56.9	23.1	45.2	82.9	17.5	89.4	90.6	36.2	59.5	81.6
SPPnet(ZF net)	35.7	26.8	23.0	22.9	29.0	46.3	36.3	16.0	45.0	78.8	26.3	88.9	90.8	38.2	54.8	77.4
Alg(Model)	cls113	cls114	cls115	cls116	cls117	cls118	cls119	cls120	cls121	cls122	cls123	cls124	cls125	cls126	cls127	cls128
RCNN(CaffeNet)	79.3	89.6	57.8	79.7	90.9	77.6	75.4	89.7	45.9	69.8	89.8	68.2	55.5	61.8	79.0	52.9
FRCN(VGG16)	77.5	81.8	44.1	78.1	90.9	69.3	70.2	89.2	31.3	78.9	89.9	67.5	52.5	50.6	86.1	40.3
SPPnet(ZF net)	67.2	78.9	34.7	75.4	90.9	54.2	60.7	82.6	23.9	72.9	88.5	55.9	31.4	44.2	80.7	38.2
Alg(Model)	cls129	cls130	cls131	cls132	cls133	cls134	cls135	cls136	cls137	cls138	cls139	cls140	cls141	cls142	cls143	cls144
RCNN(CaffeNet)	64.6	65.9	73.8	80.5	79.1	80.0	45.5	72.7	52.7	75.5	83.0	80.8	81.4	77.8	90.6	73.6
FRCN(VGG16)	62.5	53.9	67.0	79.7	78.1	79.4	32.5	63.7	62.7	71.9	77.2	72.8	89.5	66.5	90.7	64.1
SPPnet(ZF net)	57.2	49.5	48.1	68.8	69.0	75.3	35.9	42.6	50.6	54.0	66.3	62.2	79.2	57.8	90.3	57.2
Alg(Model)	cls145	cls146	cls147	cls148	cls149	cls150	cls151	cls152	cls153	cls154	cls155	cls156	cls157	cls158	cls159	cls160
RCNN(CaffeNet)	61.2	100.0	63.3	82.9	83.3	88.3	90.9	90.5	89.8	75.3	78.1	81.4	89.6	54.0	83.6	64.8
FRCN(VGG16)	46.0	100.0	66.5	81.1	86.5	90.2	98.8	90.0	68.8	48.0	71.0	77.8	89.6	38.3	78.7	59.8
SPPnet(ZF net)	37.3	100.0	41.2	76.4	78.9	81.5	90.4	76.0	72.5	35.0	51.9	69.6	84.1	27.2	79.3	45.3

Table 8: Detailed **average precision (AP)** results of logo detection on the Logos-160 test set. cls1-160 denotes each of the 160 logo classes in our Logo-Net database respectively.

Alg(Model)	bnd1	bnd2	bnd3	bnd4	bnd5	bnd6	bnd7	bnd8	bnd9	bnd10
RCNN(CaffeNet)	85.0	99.1	92.2	99.1	74.0	83.0	87.5	94.3	90.1	91.9
FRCN(VGG16)	65.3	93.7	81.3	97.2	61.0	80.7	94.2	87.6	86.2	90.6
SPPnet(ZF net)	52.0	95.9	79.9	95.9	38.3	64.3	83.9	89.1	77.1	78.1
	bnd11	bnd12	bnd13	bnd14	bnd15	bnd16	bnd17	bnd18	bnd19	bnd20
RCNN(CaffeNet)	90.8	95.1	99.4	98.3	97.2	96.0	58.6	82.3	99.3	86.8
FRCN(VGG16)	89.4	86.2	99.4	97.4	95.3	93.8	54.4	83.9	98.8	73.6
SPPnet(ZF net)	87.8	84.7	98.4	96.3	88.0	82.9	55.3	82.7	100.0	80.9
	bnd21	bnd22	bnd23	bnd24	bnd25	bnd26	bnd27	bnd28	bnd29	bnd30
RCNN(CaffeNet)	94.9	74.0	77.4	87.7	93.6	85.4	90.4	79.8	92.5	96.8
FRCN(VGG16)	94.6	62.3	81.5	79.6	93.6	82.9	89.8	75.7	92.5	95.8
SPPnet(ZF net)	90.9	63.7	69.0	69.1	89.1	82.6	86.3	59.8	86.0	89.3
	bnd31	bnd32	bnd33	bnd34	bnd35	bnd36	bnd37	bnd38	bnd39	bnd40
RCNN(CaffeNet)	79.1	86.1	64.8	95.6	82.4	92.7	100.0	96.8	89.2	87.4
FRCN(VGG16)	71.1	79.4	54.6	94.9	84.1	87.2	99.7	92.0	91.1	74.8
SPPnet(ZF net)	55.3	74.9	62.1	87.8	66.5	80.7	100.0	89.6	74.6	77.0
	bnd41	bnd42	bnd43	bnd44	bnd45	bnd46	bnd47	bnd48	bnd49	bnd50
RCNN(CaffeNet)	91.5	79.9	78.6	89.9	65.3	81.7	85.2	84.3	81.5	80.3
FRCN(VGG16)	90.9	71.9	73.7	80.4	76.3	76.7	89.1	89.3	80.8	72.1
SPPnet(ZF net)	85.4	75.9	64.1	76.6	69.9	63.7	73.8	81.2	95.3	69.1
	bnd51	bnd52	bnd53	bnd54	bnd55	bnd56	bnd57	bnd58	bnd59	bnd60
RCNN(CaffeNet)	97.4	97.8	95.5	91.4	95.7	98.5	100.0	92.9	82.8	100.0
FRCN(VGG16)	95.6	95.3	93.4	85.6	93.5	96.2	98.8	90.8	81.9	100.0
SPPnet(ZF net)	94.4	97.2	89.8	80.4	91.1	92.3	99.3	83.5	70.5	100.0
	bnd61	bnd62	bnd63	bnd64	bnd65	bnd66	bnd67	bnd68	bnd69	bnd70
RCNN(CaffeNet)	90.8	86.5	85.3	76.2	72.5	98.3	98.2	94.0	97.5	94.4
FRCN(VGG16)	86.0	92.4	83.8	70.7	68.0	99.3	96.0	94.2	94.1	87.2
SPPnet(ZF net)	80.8	67.2	69.8	69.3	62.9	96.5	96.3	84.2	93.5	89.4
	bnd71	bnd72	bnd73	bnd74	bnd75	bnd76	bnd77	bnd78	bnd79	bnd80
RCNN(CaffeNet)	88.8	99.0	96.9	92.6	95.7	90.5	78.6	92.8	86.1	91.7
FRCN(VGG16)	76.9	98.7	92.0	85.8	93.9	84.1	56.3	93.6	88.0	82.7
SPPnet(ZF net)	70.6	98.7	95.9	92.2	89.9	87.2	55.5	90.2	81.7	75.0
	bnd81	bnd82	bnd83	bnd84	bnd85	bnd86	bnd87	bnd88	bnd89	bnd90
RCNN(CaffeNet)	95.4	94.9	82.1	88.7	87.8	93.9	99.5	100.0	97.8	100.0
FRCN(VGG16)	94.6	95.4	72.9	92.1	66.3	85.5	98.4	100.0	94.7	100.0
SPPnet(ZF net)	87.6	92.4	50.5	75.2	75.6	78.4	97.2	99.5	89.6	100.0
	bnd91	bnd92	bnd93	bnd94	bnd95	bnd96	bnd97	bnd98	bnd99	bnd100
RCNN(CaffeNet)	80.5	98.4	98.0	98.8	99.7	95.6	87.3	98.6	77.3	75.2
FRCN(VGG16)	79.2	93.5	96.1	99.1	99.7	56.0	66.9	97.5	65.7	55.2
SPPnet(ZF net)	69.3	88.2	93.8	98.5	100.0	90.2	70.3	95.4	60.7	73.4

















Table 9: Detailed **brand recognition accuracy** results of 100-brand recognition on the Logos-160 test set. Bnd1-100 denotes each of the 100 brand categories in our Logo-Net database respectively.

brand name	#images	brand name	#images	brand name	#images	brand name	#images
3T	289	coco	547	kingston	1100	otterbox	915
Girdear	531	converse	2259	kisscat	534	patek philippe	1059
IWC	580	d&g	892	l.f.c	1087	paul frank	650
Manchester_United	534	dior	513	lacoste	921	pinarello	1037
Piaget	501	dunhill	515	lamborghini	1176	prada	500
UGG	501	edwin	583	lee	564	puma	982
YSL	1016	element case	566	lego	976	ralph lauren	1014
abercrombie&fitch	681	esprit	489	levi's	1002	rapha	455
adidas	977	evisu	493	loewe	984	rayban	653
air Jordan	534	fendi	977	longines	538	rolex	534
armani	1755	ferragamo	546	louis vuitton	789	samsonite	684
arsenal	766	fiveplus	660	mcm	687	sandisk	1024
asics	528	focus t25	209	michael Kors	933	septwolves	622
beats	577	fsa	355	miumiu	484	spy	684
belle	527	g-shock	529	mulberry	806	st&sat	530
blackberry	535	gap	548	new balance	897	stuart weitzman	523
bottega veneta	600	goyard	1000	new era	1124	tata	536
calvin klein	863	gucci	717	nike	893	teemix	509
camel	697	guess	527	nikon	540	the_north_face	542
cartier	799	harley davidson	653	nintendo	927	tissot	568
casio	585	hermes	1476	nissan	779	tommy hilfiger	1047
celine	500	honda	1079	old navy	653	tudor	539
chanel	816	iphone	836	omega	646	vans	981
coach	898	joy&peace	496	only	515	versace	1007
coca cola	629	kate_spade	552	oakley	556	zenith	477

Table 10: Statistics of product images for the 100-brand categories in the Logos-160 dataset

Logo class	Sample	#Object	Logo class	Sample	#Object
3T-1		516	fendi-1	<b>FENDI</b>	532
Girdear-1		531	fendi-2		2373
IWC-1	<b>IWC</b>	664	ferragamo-1	<i>Salvatore Ferragamo</i>	631
Manchester_United-1		721	fiveplus-1	<b>Five Plus</b>	663
Piaget-1	<b>PIAGET</b>	550	focus t25-1		626
UGG-1	<b>UGG</b>	599	fsa-1		533
YSL-1		554	g-shock-1	<b>G-SHOCK</b>	653
YSL-2		669	gap-1	<b>GAP</b>	781
abercrombie&fitch-1	<b>Abercrombie &amp; Fitch</b>	575	goyard-1	<b>GOYARD</b>	595
abercrombie&fitch-2		541	goyard-2		721
adidas-1	<b>adidas</b>	1291	gucci-1	<b>GUCCI</b>	621
adidas-2		987	gucci-2		763
air Jordan-1		895	guess-1	<b>GUESS</b>	1069
armani-1		1536	harley davidson-1		312
armani-2	<b>ARMANI</b>	714	harley davidson-2	<b>HARLEY-DAVIDSON</b>	442
armani-3	<b>GIORGIO ARMANI</b>	960	hermes-1		513
armani-4	<b>EMPORIO ARMANI</b>	985	hermes-2		612
arsenal-1	<b>Arsenal</b>	752	hermes-3	<b>HERMES</b>	1218
arsenal-2		747	hermes-4		223
asics-1	<b>asics</b>	591	honda-1	<b>HONDA</b>	1502
beats-1	<b>beats</b>	674	honda-2		592
beats-2		1205	iphone-1	<b>iphone</b>	977
belle-1	<b>BeLLE</b>	634	iphone-2		669
blackberry-1	<b>BlackBerry</b>	505	joy&peace-1	<i>JOY&amp;PEACE</i>	815
blackberry-2		930	kate_spade-1	<b>kate spade</b>	614
bottega veneta-1	<b>BOTTIGA VENETA</b>	700	kate_spade-2		576



calvin klein-1		916	kingston-2		1497
calvin klein-2		502	kingston-1		1121
camel-1		812	kisscat-1		542
camel-2		865	l. f. c-1		781
cartier-1		625	l. f. c-2		666
cartier-2		498	lacoste-1		745
casio-1		1086	lacoste-2		1348
celine-1		624	lamborghini-1		556
chanel-1		761	lamborghini-2		1091
chanel-2		313	lee-1		1091
coach-1		1113	lego-1		983
coach-2		745	levi's-1		775
coca cola-1		972	levi's-2		576
coco-1		770	loewe-1		770
converse-1		667	loewe-2		867
converse-2		669	new era-1		1529
converse-3		580	louis vuitton-1		2891
converse-4		425	louis vuitton-2		333
converse-5		684	mcm-1		1408
d&g-1		904	mcm-2		1426
d&g-2		579	michael kors-1		455
dior-1		786	michael kors-2		1182
dunhill-1		672	miumiu-1		685
edwin-1		756	mulberry-1		558
element case-1		524	mulberry-2		907
element case-2		609	new balance-1		1362
esprit-1		789	new balance-2		300
evisu-1		1035	longines-1		1065

Logo class	Sample	#Object	Logo class	Sample	#Object
new era-2		798	ralph lauren-1		326
nike-1		455	rapha-1		526
nike-2		1587	rayban-1		1280
nikon-1		909	rolex-1		641
nintendo-1		501	samsonite-1		776
nintendo-2		696	samsonite-2		723
nissan-1		547	sandisk-1		2173
nissan-2		685	sandisk-2		1090
old navy-1		682	septwolves-1		746
omega-1		962	spy-1		1248
omega-2		1012	spy-2		1588
only-1		515	st&sat-1		530
oakley-1		533	stuart weitzman-1		654
oakley-2		795	tata-1		662
otterbox-1		514	teemix-1		685
otterbox-3		944	the_north_face-1		905
patek philippe-1		676	tissot-1		571
patek philippe-2		580	tissot-2		1097
paul frank-1		870	tommy hilfiger-1		535
paul frank-2		754	tommy hilfiger-2		554
pinarello-1		1103	tudor-1		654
pinarello-2		652	vans-1		1007
prada-1		888	vans-2		520
puma-1		1021	versace-1		983
puma-2		1405	versace-2		671
ralph lauren-2		1415	zenith-1		521

Figure 10: List of 160 logo classes and their logo object statistics in our Logos-160 dataset