

SEARCH-CONVOLUTIONAL NEURAL NETWORKS

James Atwood

College of Information and Computer Sciences
University of Massachusetts Amherst
Amherst, MA 01002
jatwood@cs.umass.edu

Don Towsley

College of Information and Computer Sciences
University of Massachusetts Amherst
Amherst, MA, 01002
towsley@cs.umass.edu

ABSTRACT

We present a new deterministic relational model derived from convolutional neural networks. Search-Convolutional Neural Networks (SCNNs) extend the notion of convolution to graph search to construct a rich latent representation that extracts local behavior from general graph-structured data. Unlike other neural network models that take graph-structured data as input, SCNNs have a parameterization that is independent of input size, a property that enables transfer learning between datasets. SCNNs can be applied to a wide variety of prediction tasks, including node classification, community detection, and link prediction. Our results indicate that SCNNs can offer considerable lift over off-the-shelf classifiers and simple multilayer perceptrons, and comparable performance to state-of-the-art probabilistic graphical models at considerably lower computational cost.

1 INTRODUCTION

Structured data present a challenge in machine learning. Models that appropriately represent the underlying structure of an environment often outperform their unstructured counterparts, but finding the right representation and model can be difficult.

For instance, convolutional neural networks (CNNs) LeCun et al. (1989), which construct features from inputs using the convolution operator, often outperform image classifiers that work directly with the pixels of the input. Generally speaking, CNNs will offer lift when the underlying data are grid-structured and are translationally invariant with respect to the grid Bruna et al. (2013).

However, it is unclear what researchers should do when the data are not grid-structured. Many interesting domains, such as online social networks and document citation networks, exhibit more general graphical structures, ruling out the use of standard CNNs.

To address this issue, we present *search-convolutional neural networks* (SCNNs), a new architecture that extends convolutional neural networks to general graph-structured domains. By defining features via local graph traversals such as breadth-first search and random walks, SCNNs learn latent representations that capture the local behaviors found in graph-structured data. Importantly, SCNN models have a parameterization that is independent of the size of the input graph, enabling transfer learning between structured datasets.

The remainder of the paper is structured as follows. The next section walks through a simple example SCNN, then provides a more rigorous model definition. Results and discussion are presented in Section 3, and related work in Section 4. Finally, Section 5 presents conclusions and future work.

2 MODEL

2.1 BY EXAMPLE

The intuition behind SCNNs is that features defined by local searches that begin from each node in an input network are more informative than the node features alone. This construction allows the model to include information about both the entity itself as well as the entities in its neighborhood, which generally leads to better performance.

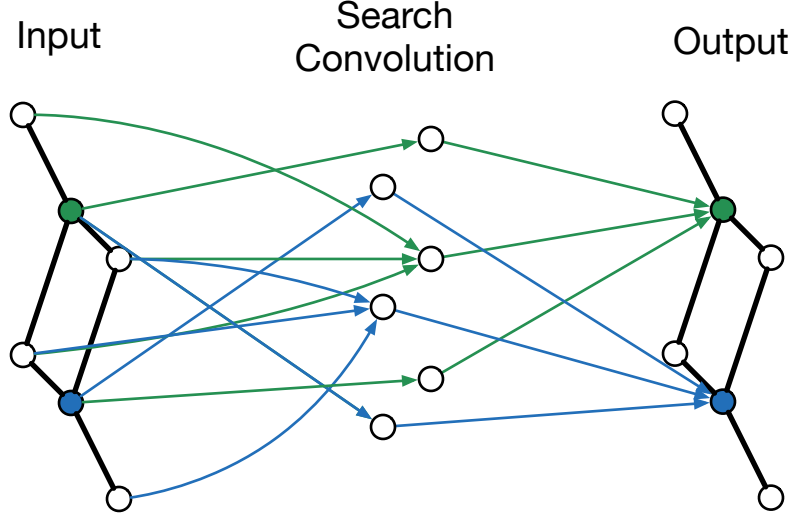


Figure 1: An illustration of a two-hop search-convolutional neural network over a single feature.

For the purposes of illustration, consider a social network that tracks only a single feature of users such as gender. Represent the social network as an undirected graph $G = (V, A)$, where V is an ordered set of vertices that indexes users and A is an adjacency matrix indicating social relationships. For a social network with N users, V will be a $1 \times N$ column vector and A an $N \times N$ matrix. The elements of V take on values 0 or 1, indicating the indexed user's feature.

We construct a very simple SCNN that builds filters from zero, one, and two-hop breadth-first searches. The activations at the first hidden layer are given by

$$z = f[(W_0v) + (W_0v + W_1Av) + (W_0v + W_1Av + W_2AAv)] \quad (1)$$

$$= f[(3W_0 + 2W_1A + W_2A^2)v] \quad (2)$$

where f is a differentiable nonlinear function and W_0 , W_1 , and W_2 are real-valued scaler weights. More generally, the hidden activations for an SCNN with zero through h -hop searches are given by

$$z = f[((h+1)W_0 + hW_1A + (h-1)W_2A^2 + \dots + W_hA^h)v] \quad (3)$$

$$= f\left[\left(\sum_{i=0}^h (h-i+1)W_iA^i\right)v\right] \quad (4)$$

This naturally extends from breadth-first search to random walks by swapping in the random walk Laplacian $L_{RW} = D^{-1}A$ for the adjacency matrix.

$$z = f\left[\left(\sum_{i=0}^h (h-i+1)W_i(-L_{RW})^i\right)v\right] \quad (5)$$

2.2 SCNN DEFINITION

Of course, users of online social networks have more than one feature associated with them, and we may be interested in other application areas entirely. In more general terms, an SCNN's input is defined by a graph of entities $G = (V, A)$, where V is an $N \times F$ matrix of N entities described by F features, and A is an adjacency matrix. Without loss of generality, we assume that the features are real-valued.

The hidden search-convolutional layer is an $H \times F$ real matrix defined by H hops of graph search over F features. Finally, there is an $F \times H$ real-valued weight tensor W that encapsulates the strength of interaction between the input and the hidden layer, and a nonlinear differentiable function f that computes the activations. Here, H is the maximum hops of any search. Note that a zero-hop SCNN is equivalent to a simple multilayer perceptron.

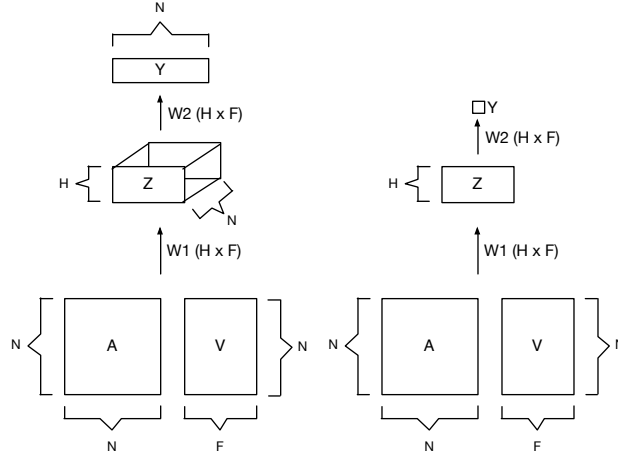


Figure 2: SCNN model definition. On the left, the convolutional and output layers are rolled out for each node, allowing for node classification. On the right, they are condensed for graph classification.

Consider a graph classification task, where a label is predicted for each input graph. The convolutional activations are given by

$$z = \{f[(H - i + 1)(W_i \odot (A^i V)^T)1_N] \forall i \in [0, H]\} \quad (6)$$

where 1_N is an $N \times 1$ vector of ones that effectively sums over the nodes, A^0 is taken to be the identity matrix, and the \odot operator represents element-wise multiplication. This can be extended to node classification by removing the summation over the nodes

$$z = \{f[(H - i + 1)(W_i \odot (A^i V)^T)] \forall i \in [0, H]\} \quad (7)$$

See Figure 2 for an illustration.

The model can be extended to simultaneously represent several different searches. Let A now be a $N \times N \times S$ tensor composed of S redundant definitions of G that imply different searches, and W is an $S \times H \times F$ tensor. The convolutional activations for graph classification are now given by

$$z = \{f[(H - i + 1)(W_{si} \odot (A_s^i V)^T)1_N] \forall s, i \in [1, S], [0, H]\} \quad (8)$$

and node classification by

$$z = \{f[(H - i + 1)(W_{si} \odot (A_s^i V)^T)] \forall s, i \in [1, S], [0, H]\} \quad (9)$$

Importantly, the model only entails $O(S \times H \times F)$ parameters, making the size of the latent search-convolutional representation independent of the size of the input, enabling transfer learning between graphs.

2.3 LEARNING

SCNNs are learned via stochastic minibatch gradient descent on backpropagated error. At each epoch, node indices are randomly grouped into several batches. The error of each batch is computed by taking slices of the graph definition power series and forward-propagating to predict the output, then setting the weights by gradient ascent on the back-propagated error. We also make use of windowed early stopping; training is ceased if the validation error of a given epoch is greater than the average of the last few epochs.

2.4 COMPARISON WITH PARTIALLY-OBSERVED CRFs

In the next section, we will show that SCNNs offer comparable performance to partially-observed conditional random fields (CRFs), the current state-of-the-art method for labeling relational data. SCNNs, however, offer this performance at considerably lower computational cost.



Figure 3: Citation networks for CORA (left) and Pubmed (right).

Learning the parameters of each model involves numerically minimizing a nonconvex objective – the backpropagated error in the case of SCNNs and the negative marginal log-likelihood for CRFs. In practice, the marginal log-likelihood of a partially-observed CRF usually is computed using a contrast-of-partition-functions approach that requires running loopy belief propagation twice; once on the entire graph and once with the observed labels fixed Verbeek & Triggs (2007). This algorithm, and thus each step in the numerical optimization, has exponential time complexity $\mathcal{O}(EN^C)$, where E is the number of edges, N is the number of nodes, and C is the size of the maximal clique Cohn (2006).

In contrast, the learning subroutine for an SCNN requires only a forward and backward pass for each instance in the training data. The complexity is dominated by the matrix multiplication between the graph definition matrix A and the design matrix V , giving an overall polynomial complexity of $\mathcal{O}(N^2F)$. This implies that learning an SCNN for a graph containing large cliques will be quite a bit faster than learning the corresponding CRF.

2.5 PRACTICAL CONSIDERATIONS

In practice, we use the AdaGrad algorithm Duchi et al. (2011) for gradient ascent with a learning rate of 0.05. All weights are initialized by sampling from a normal distribution with mean zero and variance 0.01. During training, nodes are batched into groups of 100, and we compare the validation error of a given epoch to the previous five when considering whether to stop training early. We choose the hyperbolic tangent for the nonlinear differentiable function f and use the multiclass hinge loss between the model predictions and ground truth as the training objective. The model was implemented in Python using Lasagne and Theano Bergstra et al. (2010).

3 RESULTS

3.1 CORA MACHINE LEARNING CORPUS

We applied an adjacency-based SCNN to the task of classifying documents from the CORA ML corpus. CORA ML Sen et al. (2008) consists of 2,708 machine learning papers and the 5,429 citation edges that they share. Each paper is assigned a label drawn from seven possible subjects machine learning subjects, and the papers themselves are represented by a bit vector where each entry corresponds to the presence or absence of a term drawn from a dictionary with 1,433 unique entries. Given a set of training documents, the task is to predict the subjects of the held-out documents.

The adjacency-based SCNN treats the citation network as an undirected graph and makes use of all 1,433 term presence features. As shown in Figure 5, the performance of the SCNN model improves up until two hops, then rapidly degrades. We found that the SCNN outperformed both a simple logistic regression baseline and ‘count-link’, a probabilistic relational model that had been used in prior work Lu & Getoor (2003). We also found that the two-hop SCNN offered comparable

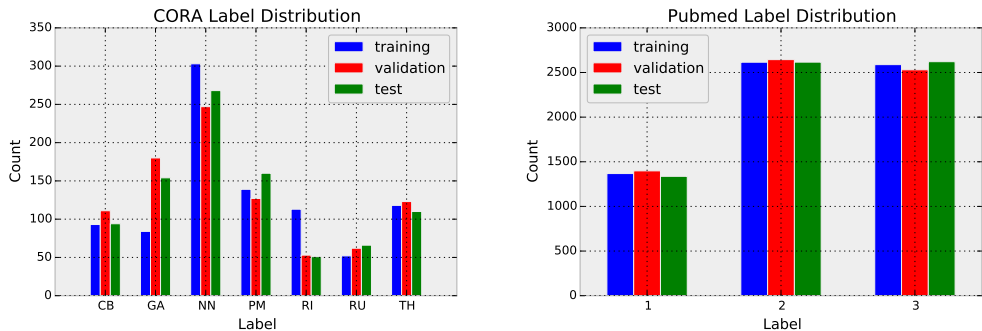


Figure 4: Label breakdown for CORA (left) and Pubmed (right).

performance to loopy belief propagation (LBP) over a partially-observed conditional random field (CRF) Sen & Getoor (2007). To the best of our knowledge, the CRF LBP approach represents the state-of-the-art for this task.

3.2 PUBMED DIABETES CORPUS

We also applied an adjacency-based SCNN to the Pubmed diabetes corpus. The corpus consists of 19,717 scientific papers from the Pubmed database on the subject of diabetes assigned to one of three classes. The citation network that joins the papers consists of 44,338 links, and each paper is represented by a tfidf (term frequency inverse document frequency) vector drawn from a dictionary with 500 terms Sen et al. (2008). As with the CORA corpus, we construct an adjacency-based SCNN that treats the citation network as an undirected graph.

Unsurprisingly, the SCNN outperforms a logistic regression baseline, as shown in Figure 6. In contrast with the CORA results, however, we find that adding additional hops to the SCNN’s searches offer little performance improvement (for few hops) or degradation (for many hops), suggesting that Pubmed’s citation network is less informative than CORA’s.

3.3 DISCUSSION

We find that the adjacency matrix and random walk Laplacian graph offer roughly the same performance for a handful of hops, and that they both outperform the standard Laplacian. However, the random walk’s performance remains steady as the search broadens, whereas the other two graph definitions’ performance decreases dramatically. While we lack a formal explanation for this behavior, we expect that it is due to the random walk dampening the influence of highly connected nodes by normalizing by degree.

4 RELATED WORK

Recent work has investigated how CNNs can be extended to more general structured data where the underlying graph is not necessarily a grid. The approaches generally fall into two categories: *spatial*, where the graph is considered directly, and *spectral*, which works with the graph Laplacian. Henaff, Bruna, and LeCun Bruna et al. (2013) propose a spatial method with ties to hierarchical clustering, where the layers of the network are defined via a hierarchical partitioning of the node set. In the same paper, the authors propose a spectral method that extends the notion of convolution to graph spectra. Later, Bruna et al Henaff et al. (2015) applied these techniques to data where a graph is not immediately present but must be inferred. SCNNs, which fall within the spatial category, are distinct from existing work because their parameterization makes them transferable; an SCNN learned on one graph can be applied to another.

A related branch of work that has focused on extending convolutional neural networks to domains where the structure of the graph itself is of direct interest Scarselli et al. (2009); Micheli (2009); Duvenaud et al. (2015). For example, Duvenaud et al. construct a convolutional model that predicts

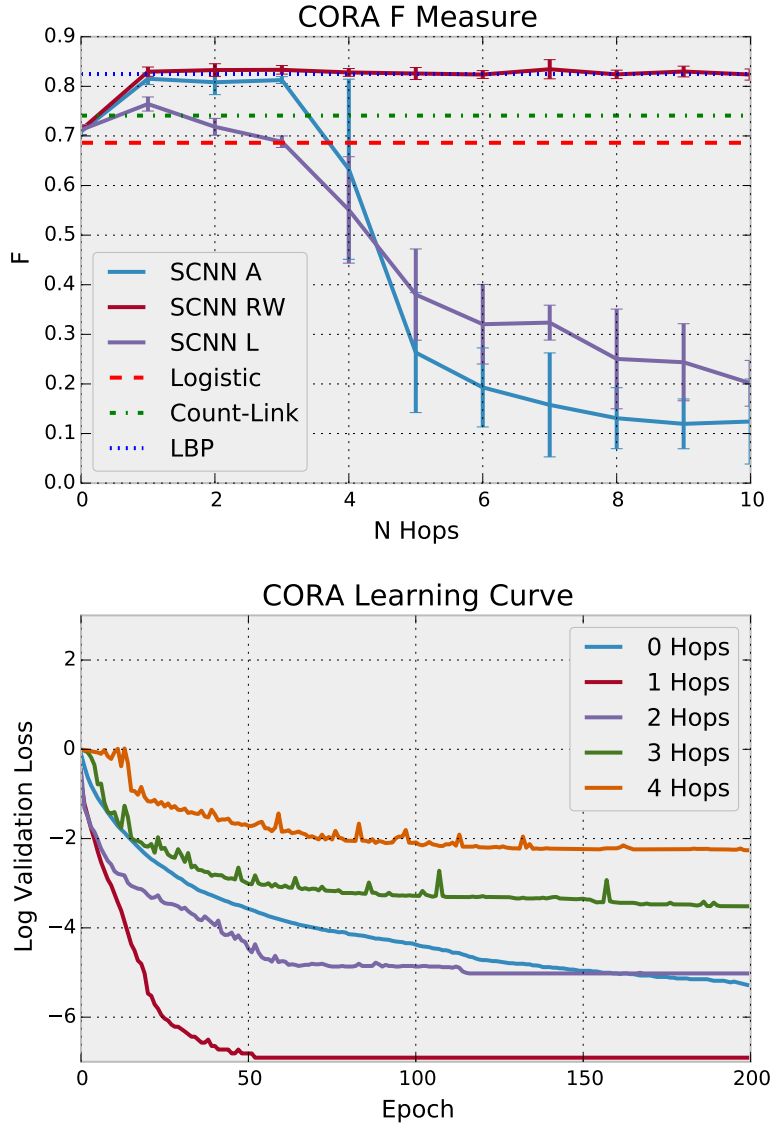


Figure 5: Cora document classification results. The top figure shows the F measure of SCNN classifiers as a function of number of hops, while the bottom figure provides learning curves for the adjacency-based search. Note that adding one to two hops to the search speeds up learning, while adding more slows it down and destabilizes the learning curve. The one and two-hop networks converge to a slightly lower validation error than the zero-hop network, while wider searches converge to appreciably higher error values.

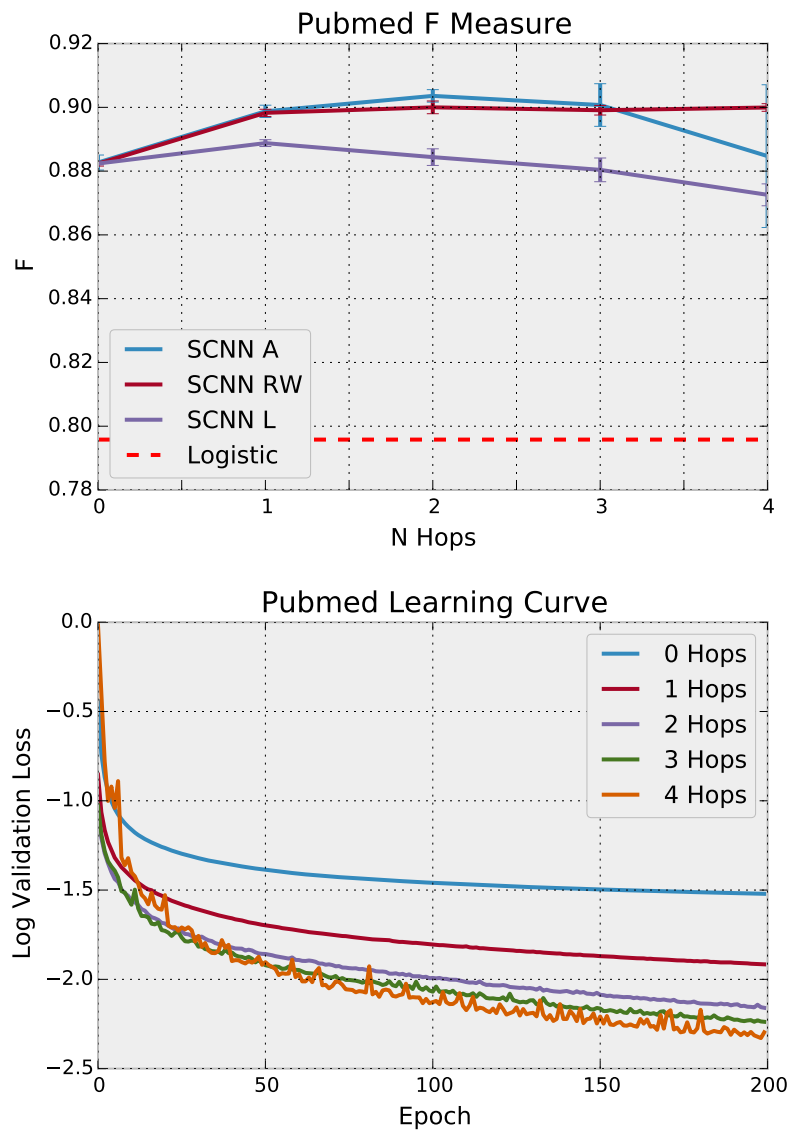


Figure 6: Pubmed document classification results. The top figure shows the F measure of SCNN classifiers as a function of number of hops, while the bottom figure provides learning curves for the adjacency-based search.

properties of molecules given their molecular structure Duvenaud et al. (2015). This is a distinct problem domain from the one we consider; rather than classifying based on structure of a graph itself, we make use of local information in a graph of entities to construct a richer representation.

SCNNs also share strong ties to probabilistic relational models (PRMs), a family of graphical models that are capable of representing distributions over complex relational data Koller & Friedman (2009). In contrast with PRMs, SCNNs are deterministic rather than probabilistic, and may represent the first instance of a deterministic relational model. Our results suggest that SCNNs offer comparable performance to partially-observed conditional random fields, the state-of-the-art model for label prediction in relational data.

5 CONCLUSION AND FUTURE WORK

We present Search-Convolutional Neural Network (SCNNs), a new type of deterministic relational model. By constructing a latent representation that encapsulates local behavior in graph-structured data, SCNNs offer comparable performance to state-of-the-art methods for relational classification at considerably lower computational cost.

We find that searching the graph via a random walk Laplacian offers more robust performance than either an adjacency matrix or a standard Laplacian, a behavior that we will investigate in future work. Furthermore, a distinguishing feature of SCNNs is their transferability – an SCNN fit to one graph can be applied to another. Future work will investigate how this trait can be used for transfer learning tasks. Finally, we intend to apply the model to larger, more complex domains, such as the ImageNet corpus.

REFERENCES

- Bergstra, James, Breuleux, Olivier, Bastien, Frédéric, Lamblin, Pascal, Pascanu, Razvan, Desjardins, Guillaume, Turian, Joseph, Warde-Farley, David, and Bengio, Yoshua. Theano: a CPU and GPU math expression compiler. In *Proceedings of the Python for Scientific Computing Conference (SciPy)*, June 2010. Oral Presentation.
- Bruna, Joan, Zaremba, Wojciech, Szlam, Arthur, and LeCun, Yann. Spectral networks and locally connected networks on graphs. *CoRR*, abs/1312.6203, 2013. URL <http://arxiv.org/abs/1312.6203>.
- Cohn, Trevor. Efficient Inference in Large Conditional Random Fields. *ECML*, pp. 606–613, 2006.
- Duchi, John, Hazan, Elad, and Singer, Yoram. Adaptive subgradient methods for online learning and stochastic optimization. *The Journal of Machine Learning Research*, 12:2121–2159, 2011.
- Duvenaud, David K, Maclaurin, Dougal, Aguilera-Iparraguirre, Jorge, Gómez-Bombarelli, Rafael, Hirzel, Timothy, Aspuru-Guzik, Alán, and Adams, Ryan P. Convolutional Networks on Graphs for Learning Molecular Fingerprints. *NIPS*, 2015.
- Henaff, M, Bruna, J, and LeCun, Y. Deep Convolutional Networks on Graph-Structured Data. *arXiv.org*, 2015.
- Koller, Daphne and Friedman, Nir. *Probabilistic Graphical Models: Principles and Techniques*. The MIT Press, 2009. ISBN 0262013193, 9780262013192.
- LeCun, Y, Boser, B, Denker, J S, and Henderson, D. Backpropagation applied to handwritten zip code recognition. *Neural Computation*, 1989.
- Lu, Q and Getoor, L. Link-based classification. *International Conference on Machine Learning*, 2003.
- Micheli, A. Neural Network for Graphs: A Contextual Constructive Approach. *IEEE Transactions on Neural Networks*, 20(3):498–511, 2009.
- Scarselli, F, Gori, M, Tsoi, Ah Chung, Hagenbuchner, M, and Monfardini, G. The Graph Neural Network Model. *IEEE Transactions on Neural Networks*, 20(1):61–80, 2009.

Sen, P and Getoor, L. Link-based classification. *Technical Report*, 2007.

Sen, Prithviraj, Namata, Galileo Mark, Bilgic, Mustafa, Getoor, Lise, Gallagher, Brian, and Eliassi-Rad, Tina. Collective classification in network data. *AI Magazine*, 29(3):93–106, 2008.

Verbeek, Jakob and Triggs, William. Scene segmentation with crfs learned from partially labeled images. *NIPS*, December 2007.