

Coherent Motion Segmentation in Moving Camera Videos using Optical Flow Orientations

Manjunath Narayana

narayana@cs.umass.edu

Allen Hanson

hanson@cs.umass.edu

Erik Learned-Miller

elm@cs.umass.edu

University of Massachusetts, Amherst

Abstract

In moving camera videos, motion segmentation is commonly performed using the image plane motion of pixels, or optical flow. However, objects that are at different depths from the camera can exhibit different optical flows even if they share the same real-world motion. This can cause a depth-dependent segmentation of the scene. Our goal is to develop a segmentation algorithm that clusters pixels that have similar real-world motion irrespective of their depth in the scene. Our solution uses optical flow orientations instead of the complete vectors and exploits the well-known property that under camera translation, optical flow orientations are independent of object depth. We introduce a probabilistic model that automatically estimates the number of observed independent motions and results in a labeling that is consistent with real-world motion in the scene. The result of our system is that static objects are correctly identified as one segment, even if they are at different depths. Color features and information from previous frames in the video sequence are used to correct occasional errors due to the orientation-based segmentation. We present results on more than thirty videos from different benchmarks. The system is particularly robust on complex background scenes containing objects at significantly different depths.

1. Introduction

Motion segmentation in stationary camera videos is relatively straightforward and a pixelwise background model can accurately classify pixels as background or foreground. The pixelwise models may be built using a variety of techniques such as the mixture of Gaussians model [18], kernel density estimation [4], and joint domain-range modeling [16, 11]. While background segmentation for stationary cameras can be estimated accurately, separating the non-moving objects from moving ones when the camera is moving is significantly more challenging. Since the camera's motion causes most image pixels to move, pixelwise mod-




Figure 1. (a) A forest scene with a moving person (from the Sintel [2] data set). The person is holding on to a bamboo tree, which moves with the person. There are also a few leaves falling in the scene. (b) Visualization of the ground truth optical flow vectors (using code from [19]). (c) Magnitudes of the optical flow vectors. (d) Orientation of the optical flow vectors. The optical flow vectors and magnitudes on the trees depend on the distance of the trees from the camera. The orientations are not depth-dependent and can much more reliably predict that all the trees are part of the coherently moving background entity.

els are no longer adequate. A common theme in moving camera motion segmentation is to use image plane motion (*optical flow*) or trajectories as a surrogate for real-world object motion. Image plane motion can be used directly as a cue for clustering [17, 15, 1, 9, 5, 13] or to compensate for the camera motion so that the pixelwise model from the previous frame can be adjusted in order to remain accurate [7, 6, 14].

The major drawback of using optical flow is that an object's projected motion on the image plane depends on the object's distance from the camera. Objects that have the same real-world motion can have different optical flows depending on their depth. This can cause a clustering algorithm to label two background objects at different depths as two separate objects although they both have zero motion

in the real-world. While this labeling is semantically consistent because the two segments are likely to correspond to different objects in the world, such over-segmentation of the scene is undesirable for the purpose of detecting independently moving objects in the scene. For example, in Figure 1, the optical flow vectors separate the forest background into many smaller tree segments. Post-processing is required to merge smaller segments into one background cluster. Existing algorithms merge segments based on their color, motion, and edge energy. If the number of distinct background layers is known, mixture modeling of the background motion is another solution.

An ideal solution would not require the use of post-processing of segments or prior knowledge about the scene. Our goal is to segment the scene into coherent regions based on the real-world motion of the objects in it. This can be challenging since the information about 3-D motion in the scene is only available in the form of the optical flow field. Our solution is based on the well-known property that for translational camera motion, while optical flow magnitudes and vectors depend on the depth of the object in the scene, the orientations of the optical flow vectors do not. Figure 1 is an example that shows that the optical flow orientations are reliable indicators of real-world motion, much more so than the flow vectors or magnitudes.

Assuming only translational motions in the scene, given the motion parameters of the objects and knowledge about which pixels belong to each object, it is straightforward to predict the orientations at each pixel exactly. Figure 2 shows some examples of such predicted orientation *fields* for different motion parameter values. Our problem is the converse: Given the observed optical flow orientations at each pixel, estimate the motion parameters and pixel labels. We solve the problem by starting with a “library” of predicted orientation *fields* which cover a large space of possible translations and then use a probabilistic model to estimate which of these predicted orientation fields are actually being observed in the current image. Since multiple motions (one camera motion and possibly other independent object motions) are possible, we use a mixture model to determine which motions are present in the scene and which pixels belong to each motion. Finally, we favor explanations with fewer 3-D motions. A similar system involving optical flow magnitudes is much more complicated because in addition to estimating the motion parameters, it would be required to determine the object depth at each pixel.

Performing clustering when the number of foreground objects is unknown can be challenging. Techniques such as K-means or expectation maximization (EM) require knowing the number of clusters before-hand. We avoid this problem by instead using a non-parametric Dirichlet process-like mixture model where the number of components is determined automatically. Our system is capable of segment-

ing background objects at different depths into one segment and identifying the various regions that correspond to coherently moving foreground segments.

Although the optical flow orientations are effective in many scenarios, they are not always reliable. Our algorithm is prone to failure when the assumption of pure translation is violated. Also, a foreground object that moves in a direction consistent with the flow orientations due to the camera’s motion will go undetected until it changes its motion direction. These occasional errors are handled in our system through the use of a pixelwise color appearance model.

Earlier approaches to motion segmentation with a moving camera relied on motion compensation [7, 6, 14] after estimating the camera’s motion as a 2-D affine transformation or a homography. These techniques work well when the background can be approximated as a planar surface. More recent techniques have performed segmentation by clustering the trajectory information from multiple frames [15, 1, 5, 13]. Sheikh *et al.* [15] use a factorization method to find the bases for the background trajectories and label outlier trajectories as foreground. However, they assume an orthographic camera model. Brox and Malik [1] segment trajectories by computing the pairwise distances between all trajectories and finding a low-dimensional embedding using spectral clustering. Their method is not online and works on the video by considering all or a subset of frames at once.

Ochs and Brox [13] improved the spectral clustering by using higher order interactions that consider triplets of trajectories. Elqursh and Elgammal [5] proposed an online extension of spectral clustering by considering trajectories from 5 frames at a time. Because they rely on distance between optical flow vectors, these spectral methods are not guaranteed to group all the background pixels into one cluster. To obtain the complete background as one segment, a post-processing merging step is required where segments with similar motions are merged [1, 13]. The merging step assumes an affine motion model and hence may not work for complex backgrounds, as we show in Section 3. Elqursh and Elgammal learn a mixture of 5 Gaussians in the embedded space to represent the trajectories. Any trajectory that is not well explained by the mixture of Gaussians model is assumed to be a foreground trajectory. The parametric Gaussian mixtures model requires the number of mixtures, which can vary from scene to scene.

A significant improvement over the simple appearance and tracking model in the above papers was proposed by Kwak *et al.* [9]. They use a Bayesian filtering framework that combines block-based color appearance models with separate motion models for the background and foreground to estimate the labels at each pixel. However, they use a special initialization procedure in the first frame for segmenting the foreground objects. Their initialization procedure and the earlier trajectory-based methods use image plane

motion. As described earlier, this cue is prone to causing errors.

In comparison to the above methods, we use motion information only from two frames at a time and do not require the use of trajectory information from multiple frames. In contrast to Kwak *et al.*, our system is completely online, with no special initialization step for the first frame. Due to automatic determination of the number of observed motions, our system is able to detect objects that are at rest initially and which begin to move during the video sequence.

Object tracking in a moving camera video is another theme in recent work. Chockalingam *et al.* [3] learn a fragmented model of the scene by breaking the image into smaller fragments which are then assigned foreground/background labels and tracked in subsequent frames. Tsai *et al.* [21] achieve tracking by using a spatio-temporal Markov random field (MRF) and introducing pairwise potentials that represent appearance and motion similarity between neighboring pixels. These tracking systems require an initial human-labeled foreground object while our goal is to build a foreground-background segmentation algorithm without any human intervention. Lee *et al.* [10] detect object-like segments called *key-segments* in the image, hypothesize which segments are more likely to be foreground objects, and finally use a spatio-temporal graph to perform segmentation. Although they avoid the requirement of hand-labeling the object of interest, their method is suited for offline processing of videos because the initial key-segments generation phase requires the processing of all frames of the video. Our goal is to process a video frame-by-frame as they appear in the video stream.

Earlier background segmentation methods report results only on 3 or 4 out of 26 videos from the Hopkins segmentation data set [1]. In addition to all 26 videos from this set, we also include results from the SegTrack motion segmentation data set [21]. Although good segmentation results are achieved on these data sets, these videos have few cases of depth disparity in the background. Consequently, results from other videos with complex backgrounds that can involve many many depth layers, such as in a forest scene, are also presented. To the best of our knowledge, this is the first work to report moving background segmentation results on such a large number of videos spanning different scenarios. The results show the efficacy of the algorithm and its applicability to a wide range of videos. Despite the assumption of translational camera motion, the algorithm is capable of handling many scenarios as exhibited in the data set.

2. Segmentation using optical flow orientations

Given a camera’s translation $t = (t_x, t_y, t_z)$, the resulting optical flows v_x and v_y in the x and y image dimensions

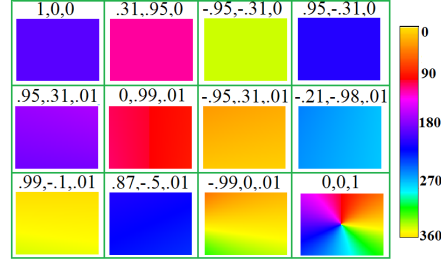


Figure 2. A sample set from the orientation fields that are used in our graphical model. Above each field are the motion parameters (t_x, t_y, t_z) that cause it. The colorbar on the right shows the mapping from color values to corresponding angles in degrees.

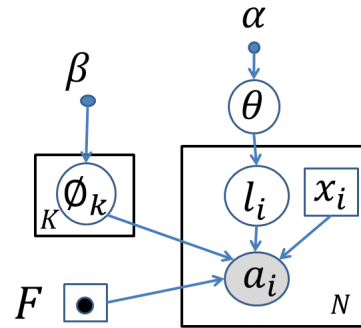


Figure 3. A mixture model for segmentation based on optical flow orientations. Notation: Variables inside circles are random variables and variables inside squares are deterministic. The dark colored dot represents a deterministic function, the shaded circle represents an observed variable and small shaded circles represent hyperparameters.

are given by:

$$v_x = \frac{t_z \times x - t_x \times f}{Z} \quad \text{and} \quad v_y = \frac{t_z \times y - t_y \times f}{Z}, \quad (1)$$

where (x, y) represents a pixel location in the image, Z is the real-world depth of the observed point and f is the camera’s focal length [8].

The optical flow orientations,

$$F(t, x, y) = \arctan(t_z \times y - t_y \times f, t_z \times x - t_x \times f), \quad (2)$$

are thus independent of the depth Z of the points. Here, $\arctan(y, x)$ returns the arctangent of (y/x) with a range $(-\pi, \pi]$. Figure 2 shows the optical flow orientations for a few different camera motions. It may be noted that the orientations are not always constant throughout the entire image. We call the 2-D matrix of optical flow orientations at each pixel the *flow orientation field* (FOF).

In the probabilistic model given in Figure 3, the orientation values returned by an optical flow estimation algorithm [19] are the observed variables and the labels for each pixel

are latent. At pixel number i , whose location is given by $\mathbf{x}_i = (x_i, y_i)$, we have an observed optical flow orientation a_i and a label l_i that represents which segment the pixel belongs to. Each segment k is associated with a motion parameter tuple $\Phi_k = (t_x^k, t_y^k, t_z^k)$ representing the translation along x , y , and z directions respectively. The continuous velocity space is discretized into a finite number of possible motions: 46 values for translation (t_x, t_y, t_z) are sampled from a unit hemisphere in front of an observer. Φ_k can hence take one of 46 values and the resulting FOFs due to these motion values form a “library” that is used to explain the observed data. Figure 2 shows a few of the library FOFs; a complete listing of the FOFs used is provided in the supplementary submission. ϕ_k is used to denote the values that the variables Φ_k take. For a given motion parameter tuple t , denote the resulting flow orientation field at pixel location \mathbf{x} to be $F(t, \mathbf{x})$, which is computed using Equation 2.

The graphical model is then defined by the following generative process:

$$\begin{aligned}
P(\theta|\alpha) &= \text{Dir}(\theta|\alpha); \\
P(\Phi_k|\beta) &= \text{Uniform}(\beta); \\
P(l_i|\theta) &= \prod_{k=1}^K \theta_k^{[l_i=k]}; \\
P(a_i|\Phi = \phi, l_i = k, F, \mathbf{x}_i) &= P(a_i|\Phi_k = \phi_k, F(\phi_k, \mathbf{x}_i)) \\
&= G(a_i; F(\phi_k, \mathbf{x}_i), \sigma_k^2),
\end{aligned} \tag{3}$$

where $[\cdot]$ represents an indicator function, Dir is a Dirichlet distribution, and $G(\cdot; \mu, \sigma^2)$ is a Gaussian with mean μ and variance σ^2 . The last equation means that given the label $l_i = k$ for a pixel at location \mathbf{x}_i and motion parameter $\Phi_k = \phi_k$, the observed orientation a_i is a Gaussian random variable whose mean is $F(\phi_k, \mathbf{x}_i)$. The variance for the Gaussian is the observed variance from $F(\phi_k, \mathbf{x}'_i)$ at all pixel locations \mathbf{x}' that were labeled k in the previous iteration. If no pixels were labeled k in the previous iteration, a variance value of $(a_{\mathbf{x}} - F_{\mathbf{x}}(\phi_k))^2$ is used.

We note that the above model is similar to a Dirichlet process mixture model with the exception that we sample Φ_k from a finite set of parameters. For sampling, a Gibbs sampling algorithm that introduces auxiliary parameters at each iteration is used, similar to algorithm 8 from Neal [12] (detailed in the supplementary submission). The algorithm adds additional auxiliary Φ parameters at each iteration and retains the auxiliary parameters that explain any observed data. We begin with $K = 1$ component and add one new auxiliary component at each iteration. The model hence adds components as required to explain the data.

2.1. Choosing α

The concentration parameter α determines the propensity of the system to add new components. In the absence of suitable training data to learn the concentration parameter, the Gibbs sampler is run with different values for $\alpha_j \in \{.0001, .01, 10\}$ and, from the resulting segmented images, the segmented image that best agrees with the other segmented images is chosen. From each candidate α_j , the segmented result is obtained and an image $b_j(\mathbf{x})$, which has a value 1 at locations that correspond to the largest segment and 0 at all other locations, is created. The sum of these b_j images is then computed: $b_{\text{sum}}(\mathbf{x}) = \sum_{j=1}^{n_\alpha} b_j(\mathbf{x})$, where n_α is the number of different α 's being considered. Similarly, f_j and f_{sum} images are computed, where $f_j = 1 - b_j$. The best α corresponds to $\hat{j} = \text{argmax}_j \sum_{\mathbf{x}} \{b_{\text{sum}}(\mathbf{x}) \times b_j(\mathbf{x})\} + \{f_{\text{sum}}(\mathbf{x}) \times f_j(\mathbf{x})\}$. Intuitively, b_{sum} and f_{sum} are the pixelwise sum of the votes for the background and foreground from all candidate α 's. The best α is the one that best agrees with this voting.

2.2. Gradient descent for largest component

Improvements can be made to the results by finding a better fit for the largest segment's motion than provided by the relatively coarse initial sampling of library motion parameters. To achieve this, after $\frac{n}{2}$ iterations, at each iteration, we follow the Gibbs sampling step with a gradient descent step. With the motion parameters corresponding to the largest segment as the starting point, gradient descent is used to find the motion parameters that result in an FOF with minimum average L1 distance to the observed orientations. Only the pixels that are currently assigned to the largest segment are used in computing the L1 distance. The resulting minimum motion parameter tuple is added as an additional motion parameter to the set of library motions. This process helps in the proper segmentation of observed background orientation patterns that are not well explained by any of the initial set of motions.

2.3. Handling pixels with near-zero motion

One of the implications of using the orientations is that the orientation is not defined for pixels that do not move. The orientation values at these pixels can be very noisy. To account for this possibility, pixels that have optical flow component magnitudes less than a threshold T_f (typically 0.5) in both x and y directions are marked as “zero-motion” pixels. They are accounted for by a “zero-motion” FOF and Gibbs sampling is not performed for these pixels.

3. Segmentation comparisons

The proposed FOF segmentation is compared to existing motion segmentation methods. Spectral clustering of trajectory information [1, 5, 13] has been shown to be use-

ful for motion segmentation. The implementation provided by Ochs and Brox [13] that returns spectral clustering of tracked keypoints is used. Their algorithm is designed to work on trajectories from multiple frames. The number of frames is set to 3 for trajectory tracking (the minimum that their implementation requires). Further, their method uses a merging step that joins segments that have similar motion parameters. Note that FOF segmentation uses only flow information from two consecutive frames and performs no post-processing to merge segments. Figure 4 shows the segmentations for some example frames. FOF segmentation, despite only using information from two frames and no merging procedure, successfully segments the background in most examples. Images that have large depth disparity show the clear advantage of our method (columns 3 and 4). Here spectral clustering with a subsequent merge step fails and the background is over-segmented depending on depth. The FOF-based clustering is successful in identifying the background objects as one segment.

4. Appearance modeling

The described FOF-based mixture model returns the number of mixture components, the maximum a posteriori component assignments for each pixel, and the probabilities of each pixel belonging to each component. In order to classify each pixel as background or foreground, the component with the largest number of pixels is considered as the background component.

In addition to using the FOF-based segmentation, we maintain a color appearance model for the background and foreground at each pixel [15]. A history of pixel data samples from the previous frames is maintained and after classification of pixels in each new frame, new data samples are added to the history. To account for motion, the maintained history at each pixel is motion compensated and moved to a new location as predicted by the optical flow in the current frame. Kernel density estimation (KDE) is used with the data samples to obtain the color likelihoods for the background and foreground processes. To allow for spatial uncertainty in a pixel’s location, we use data samples not only from the same (motion compensated) pixel location but from a small spatial neighborhood around that location. This use of information from a pixel’s neighborhood has been shown to improve the accuracy of background modeling systems [16, 11]. First let us consider single frame history. Let \mathbf{c} represent the color vector (r, g, b) of red, green, and blue intensities respectively. Let $\mathbf{b}_{\mathbf{x}}^{t-1}$ be the observed background color at pixel location \mathbf{x} in the previous frame. Using a Gaussian kernel with covariance $\Sigma_{\mathbf{C}}^B$ in the color dimensions, our KDE background likelihood for the color

vector \mathbf{c} in the video frame numbered t is given by

$$P_{\mathbf{x}}^t(\mathbf{c}|\mathbf{bg}; \Sigma_{\mathbf{C}}^B, \Sigma_{\mathbf{S}}^B) = \frac{1}{Z} \sum_{\Delta \in \mathcal{N}_{\mathbf{B}}} (G(\mathbf{c} - \mathbf{b}_{\mathbf{x}+\Delta}^{t-1}; \mathbf{0}, \Sigma_{\mathbf{C}}^B) \times G(\Delta; \mathbf{0}, \Sigma_{\mathbf{S}}^B)). \quad (4)$$

Δ is a spatial displacement that defines a spatial neighborhood $\mathcal{N}_{\mathbf{B}}$ around the pixel location \mathbf{x} at which the likelihood is being computed. $G(\cdot; \mathbf{0}, \Sigma_{\mathbf{S}}^B)$ is a zero-mean multivariate Gaussian with covariance $\Sigma_{\mathbf{S}}^B$. B indicates that the covariance is for the background model and \mathbf{S} denotes the spatial dimension. The covariance matrix $\Sigma_{\mathbf{S}}^B$ controls the amount of spatial influence from neighboring pixels. The covariance matrix $\Sigma_{\mathbf{C}}^B$ controls the amount of variation allowed in the color values of the background pixels. The normalization constant Z is

$$Z = \sum_{\Delta \in \mathcal{N}_{\mathbf{B}}} G(\Delta; \mathbf{0}, \Sigma_{\mathbf{S}}^B). \quad (5)$$

Considering background data samples not just from the previous frame, but from the previous T frames, and allowing probabilistic contribution from the previous frames’ pixels, we have

$$P_{\mathbf{x}}^t(\mathbf{c}|\mathbf{bg}; \Sigma^B) = \frac{1}{K_{\mathbf{bg}, t \in 1:T} \sum_{\Delta \in \mathcal{N}_{\mathbf{B}}} (G(\mathbf{c} - \mathbf{b}_{\mathbf{x}+\Delta}^{t-i}; \mathbf{0}, \Sigma_{\mathbf{C}}^B) \times G(\Delta; \mathbf{0}, \Sigma_{\mathbf{S}}^B) \times P_{\mathbf{x}+\Delta}^{t-i}(\mathbf{bg}|\mathbf{b}_{\mathbf{x}+\Delta}^{t-i})). \quad (6)$$

Each of the data samples from the previous frames are weighted according to its probability of belonging to the background. $\Sigma^B = (\Sigma_{\mathbf{S}}^B, \Sigma_{\mathbf{C}}^B)$ represents the covariance matrices for the background model. $P_{\mathbf{x}}^t(\mathbf{bg}|\mathbf{b}_{\mathbf{x}}^t)$ is the probability that pixel at location \mathbf{x} in the frame t is background. $K_{\mathbf{bg}}$ is the appropriate normalization factor:

$$K_{bg} = \sum_{i \in 1:T} \sum_{\Delta \in \mathcal{N}_{\mathbf{B}}} G(\Delta; \mathbf{0}, \Sigma_{\mathbf{S}}^B) \times P_{\mathbf{x}+\Delta}^{t-i}(\mathbf{bg}|\mathbf{b}_{\mathbf{x}+\Delta}^{t-i}). \quad (7)$$

For efficiency, the covariance matrices are considered to be diagonal matrices.

4.1. Mixing a uniform distribution component

In cases when the background has been occluded in all the previous T frames, there are no reliable history pixels for the background. To allow the system to recover from such a situation, a uniform color distribution is mixed into the color likelihood:

$$\hat{P}_{\mathbf{x}}^t(\mathbf{c}|\mathbf{bg}) = \gamma_{\mathbf{x}}^{\mathbf{bg}} \times P_{\mathbf{x}}^t(\mathbf{c}|\mathbf{bg}; \Sigma^B) + (1 - \gamma_{\mathbf{x}}^{\mathbf{bg}}) \times U, \quad (8)$$

where U is a uniform distribution over all possible color values. The mixture proportion is given by $\gamma_{\mathbf{x}}^{\mathbf{bg}} =$




Figure 4. Comparison of segmentation algorithms. The rows correspond to the original images, spectral clustering [13], and our FOF segmentation. The tracked keypoints used in spectral clustering are shown as squares with their colors representing the cluster memberships. Despite the use of a post-processing merge step in the implementation, in many images, spectral clustering is not certain about some background keypoints (white squares) and in cases with large depth disparity, the background is broken into smaller sections. Our method avoids these errors and also results in a dense labeling of the image. The last column is an example of our method failing because the car happens to move consistently with the FOF due to camera motion. More comparisons are provided in the supplementary submission.

$\frac{\sum_{i \in 1:T} \sum_{\Delta \in \mathcal{N}_B} P_{\mathbf{x}+\Delta}^{t-i}(\text{bg}|\mathbf{b}_{\mathbf{x}+\Delta}^{t-i})}{\sum_{i \in 1:T} \sum_{\Delta \in \mathcal{N}_B} (1)}$. The implication of this mixture proportion is that if the history pixels are highly confident background pixels, then no uniform distribution is added to the likelihood. When there is unreliable information about background pixels in the history, a larger weight is assigned to the uniform component.

A similar likelihood model is maintained for the foreground process. The parameter values in our KDE implementation are $\Sigma_C^B = \Sigma_C^F = \frac{15}{4}$, $\Sigma_S^B = \Sigma_S^F = \frac{5}{4}$, $T = 5$.

4.2. Posterior computation

The classification results from the previous frame contain useful prior information about which pixels are likely to belong to the background. The background posterior probability at each pixel in the previous frame is motion-compensated according to optical flow and used as the pixelwise background prior for the current frame. A smoothed (7×7 Gaussian filter with a standard deviation value of 1.75) image of the posterior, $\tilde{P}_{\mathbf{x}}^{t-1}(\text{bg})$, is used for the prior for the background process in the current frame.

The posterior probability of background in the current frame can now be computed by combining the color likelihoods, the segmentation label likelihoods from the graphical model, and the prior:

$$P_{\mathbf{x}}^t(\text{bg}|\mathbf{c}, l_{\mathbf{x}}) = \frac{\hat{P}_{\mathbf{x}}^t(\mathbf{c}|\text{bg}) \times P_{\mathbf{x}}^t(l_{\mathbf{x}}|\text{bg}) \times P_{\mathbf{x}}^t(\text{bg})}{\sum_{L=\text{bg}, \text{fg}} \hat{P}_{\mathbf{x}}^t(\mathbf{c}|L; \Sigma^l) \times P_{\mathbf{x}}^t(l_{\mathbf{x}}|L) \times P_{\mathbf{x}}^t(L)} \quad (9)$$

The use of color likelihoods and prior information helps to recover from errors in the FOF-based segmentation as we explain in the results.

5. Results

The system's performance is evaluated on two existing benchmarks. In addition to these benchmarks, we also present results on a new set of videos that include several with complex background phenomena to highlight the strengths of the system. The first benchmark is a motion segmentation data set [1], derived from the Hopkins data set [20], which consists of 26 moving camera videos. The data set has ground truth segmentation for a few frames sampled throughout the video. The second data set is the SegTrack segmentation data set [21]. The third data set,¹ which we produced ourselves, is a challenging one with complex backgrounds including trees in a forest and large occluding objects in front of the moving foreground object. This data set is extremely challenging for traditional motion segmentation algorithms.

Table 5 shows the average F-measure, $F = \frac{2 \times Rc \times Pr}{Rc + Pr}$, where Pr is precision and Rc is the recall for the background label, for each video. We present results of FOF segmentation as well as segmentation that combines FOF with color appearance and prior models. In general, the use of color and prior information helps improve the accuracy of FOF segmentation. In the Hopkins set, the videos that are challenging for us are the ones where the foreground object's FOF matches the camera motion's FOF for a long duration (cars4), the foreground object covers a majority of the pixels in the image (marple6, marple9), or where the foreground object is stationary for the first few hundred frames although the ground truth labeling considers them to be moving because they move later on in the sequence

¹The ComplexBackground data set is available for public use at <http://vis-www.cs.umass.edu/motionSegmentation/complexBgVideos.html>.

(marple6, marple11). Among the SegTrack data set, three videos (marked with *) have multiple moving objects, but the ground truth intended for tracking analysis marks only one primary object as the foreground, causing our system to appear less accurate. We chose to retain the original ground truth labeling and report the numbers as seen.

Finally, in our new ComplexBackground videos taken with a hand-held camera, rotation is a big challenge. In videos where there is rotation in many frames (forest, drive, store), FOF segmentation is less accurate. Using color information helps in many of these videos. The forest video has the additional challenge that the foreground object moves very slowly in many frames. Despite these challenges in the complex background videos, our system performs segmentation with reasonable accuracy across all three data sets. Figure 5 shows a few sample segmentation results from four videos.

The most relevant papers for foreground-background classification are Kwak *et al.* [9], and Elqursh and Elgammal [5]. Other papers that use the Hopkins data [20, 1, 13] report sparse trajectory classification results for each frame which are not directly comparable to foreground-background classification accuracy measures.

Elqursh and Elgammal perform a spectral clustering of trajectories and obtain a dense labeling of pixels. However, segmentation of each frame is performed by considering trajectory information from the current frame as well as four future frames. FOF segmentation is a frame-to-frame segmentation method and hence solving a different problem with the aim of achieving real-time processing of frames.

Kwak *et al.* report results on 3 of the 26 videos in the Hopkins data set, where they use a special initialization procedure to segment the object of interest in the first frame. For the *Cars1*, *People1*, and *People2* videos, they report average F-measure values of .88, .94, and .87, respectively. Our method which makes no assumptions about the first frame and does not require an initialization step is not as accurate on the first two videos. In particular, as shown in the *Cars1* video in Figure 4 (last column), a heavy penalty is paid when our bootstrapped system fails to detect the object in the first frame.

6. Discussion

We have presented a system for motion segmentation by using optical flow orientations. The use of optical flow orientations avoids the over-segmentation of the scene into depth-dependent entities. The system is able to automatically determine the number of foreground motions. We have shown promising results on a wide range of videos including some with complex backgrounds. The main drawback of our system is that it models only translation and is prone to error when the camera rotates. Explicitly modeling the camera rotation could help handle such errors. Incorporating

Videoname	FOF only	FOF+color+prior
Cars1	47.81	50.84
Cars2	46.37	56.60
Cars3	67.18	73.57
Cars4	38.51	47.96
Cars5	64.85	70.94
Cars6	78.09	84.34
Cars7	37.63	42.92
Cars8	87.13	87.61
Cars9	68.99	66.38
Cars10	53.98	50.84
People1	56.76	69.53
People2	85.35	88.40
Tennis	61.63	67.59
Marple1	65.65	88.25
Marple2	49.68	60.88
Marple3	67.83	70.71
Marple4	61.33	69.01
Marple5	50.05	45.15
Marple6	26.95	23.95
Marple7	51.57	67.13
Marple8	68.89	80.32
Marple9	40.53	36.36
Marple10	57.19	58.72
Marple11	37.33	41.41
Marple12	65.83	70.01
Marple13	67.09	80.96
birdfall2	68.68	75.69
girl	75.73	81.95
parachute	51.49	54.36
cheetah*	12.68	22.31
penguin*	14.74	20.71
monkeydog*	10.79	18.62
drive	30.13	61.80
forest	19.48	31.44
parking	43.47	73.19
store	28.46	70.74
traffic	66.08	71.24

Table 1. Results. F-measure value for all videos in the three data sets

rating magnitude information can help improve the model, especially in cases where a tracked foreground object suddenly disappears in the FOF observations.

7. Acknowledgements

Thanks to Marwan Mattar for helpful discussions. This work was supported in part by the National Science Foundation under CAREER award IIS-0546666.

References

- [1] T. Brox and J. Malik. Object segmentation by long term analysis of point trajectories. In *ECCV*, 2010. 1, 2, 3, 4, 6, 7

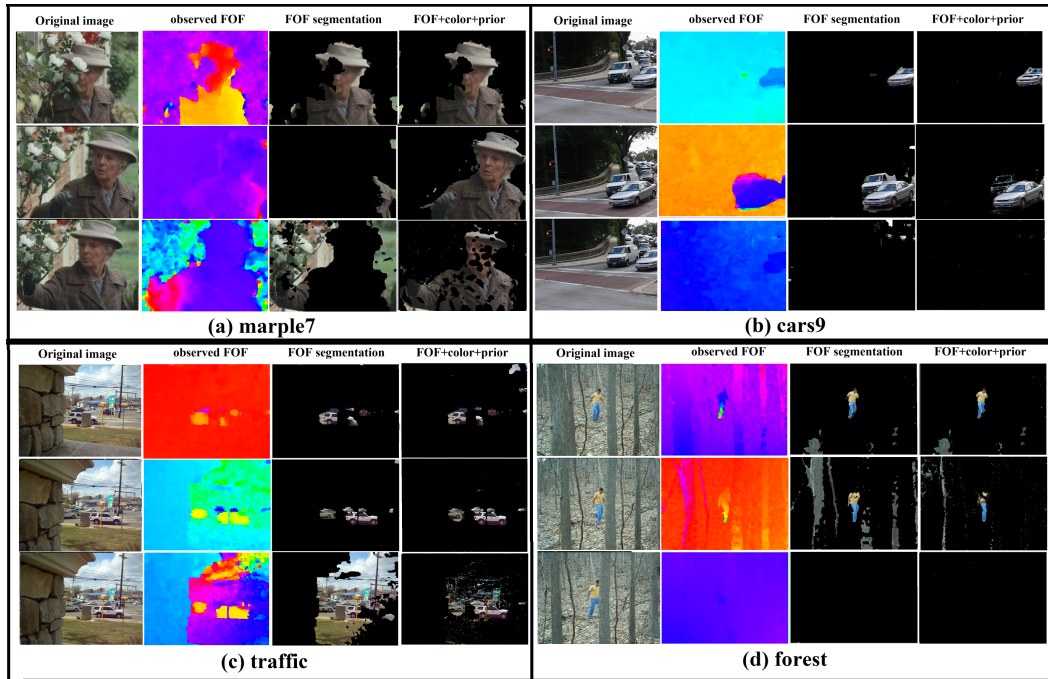


Figure 5. Sample results from four videos. The columns are the original image, the observed FOF, FOF segmentation results, and results from combining FOF with color and prior models, respectively. FOF is very accurate when the foreground objects' FOFs are easily distinguishable from the camera motion's FOF. When the observed FOF cannot distinguish between the foreground and the background, FOF segmentation is not accurate. Color and prior information can help in these cases (row 2 in (a)). If the foreground object is not obvious from the FOF for a long duration, the color and prior too are unable to help recover them after some time (row 3 in (b) and (d)). In the new videos (c and d), camera rotation is a challenge (row 3 in (c) and row 2 in (d)). Occasionally, the largest detected segment is the foreground object, which gets labeled as background (row 3 in (c)). Using a prior helps reduce this error as well as errors due to rotation.

- [2] D. J. Butler, J. Wulff, G. B. Stanley, and M. J. Black. A naturalistic open source movie for optical flow evaluation. In *ECCV*, 2012. 1
- [3] P. Chockalingam, S. N. Pradeep, and S. Birchfield. Adaptive fragments-based tracking of non-rigid objects using level sets. In *ICCV*, 2009. 3
- [4] A. M. Elgammal, D. Harwood, and L. S. Davis. Non-parametric model for background subtraction. In *ECCV*, 2000. 1
- [5] A. Elqursh and A. M. Elgammal. Online moving camera background subtraction. In *ECCV*, 2012. 1, 2, 4, 7
- [6] E. Hayman and J.-O. Eklundh. Statistical background subtraction for a mobile observer. In *ICCV*, 2003. 1, 2
- [7] M. Irani, B. Rousso, and S. Peleg. Computing occluding and transparent motions. *IJCV*, 12:5–16, 1994. 1, 2
- [8] M. Irani, B. Rousso, and S. Peleg. Recovery of ego-motion using image stabilization. In *CVPR*, 1994. 3
- [9] S. Kwak, T. Lim, W. Nam, B. Han, and J. H. Han. Generalized background subtraction based on hybrid inference by belief propagation and Bayesian filtering. In *ICCV*, 2011. 1, 2, 7
- [10] Y. J. Lee, J. Kim, and K. Grauman. Key-segments for video object segmentation. In *ICCV*, 2011. 3
- [11] M. Narayana, A. Hanson, and E. Learned-Miller. Improvements in joint domain-range modeling for background subtraction. In *BMVC*, 2012. 1, 5
- [12] R. M. Neal. Markov chain sampling methods for Dirichlet process mixture models. *Journal of Computational and Graphical Statistics*, 9(2):249–265, 2000. 4
- [13] P. Ochs and T. Brox. Higher order motion models and spectral clustering. In *CVPR*, 2012. 1, 2, 4, 6, 7
- [14] Y. Ren, C.-S. Chua, and Y.-K. Ho. Statistical background modeling for non-stationary camera. *Pattern Recognition Letters*, 24(1-3):183–196, Jan. 2003. 1, 2
- [15] Y. Sheikh, O. Javed, and T. Kanade. Background subtraction for freely moving cameras. In *ICCV*, 2009. 1, 2, 5
- [16] Y. Sheikh and M. Shah. Bayesian modeling of dynamic scenes for object detection. *PAMI*, 27, 2005. 1, 5
- [17] J. Shi and J. Malik. Motion segmentation and tracking using normalized cuts. In *ICCV*, 1998. 1
- [18] C. Stauffer and W. E. L. Grimson. Adaptive background mixture models for real-time tracking. In *CVPR*, 1999. 1
- [19] D. Sun, S. Roth, and M. J. Black. Secrets of optical flow estimation and their principles. In *CVPR*, 2010. 1, 3
- [20] R. Tron and R. Vidal. A benchmark for the comparison of 3-d motion segmentation algorithms. In *CVPR*, 2007. 6, 7
- [21] D. Tsai, M. Flagg, and J. M. Rehg. Motion coherent tracking with multi-label MRF optimization. *BMVC*, 2010. 3, 6