

# On the Tightness of LP Relaxations for Structured Prediction

Ofer Meshi<sup>†</sup> Mehrdad Mahdavi<sup>‡</sup> David Sontag<sup>‡</sup>

## Abstract

Structured prediction applications often involve complex inference problems that require the use of approximate methods. Approximations based on linear programming (LP) relaxations have proved particularly successful in this setting, with both theoretical and empirical support. Despite the general intractability of inference, it has been observed that in many real-world applications the LP relaxation is often tight. In this work we propose a theoretical explanation to this striking observation. In particular, we show that learning with LP relaxed inference encourages tightness of training instances. We complement this result with a generalization bound showing that tightness generalizes from train to test data.

## 1 Introduction

Many applications of machine learning can be formulated as prediction problems over structured output spaces (Bakir et al., 2007). In such problems output variables are predicted *jointly* in order to take into account mutual dependencies between them, such as high-order correlations or structural constraints (e.g., matchings or spanning trees). Unfortunately, the improved expressive power of these models comes at a computational cost, and indeed, exact prediction and learning become NP-hard in general. Despite this worst-case intractability, efficient approximations often achieve very good performance in practice. In particular, one type of approximation which has

---

<sup>†</sup>Toyota Technological Institute at Chicago

<sup>‡</sup>Computer Science department, New York University

proved quite effective in many applications is based on *linear programming (LP) relaxation*. In this approach the prediction problem is first cast as an integer LP (ILP), and then the integrality constraints are relaxed to obtain a tractable program. In addition to achieving high prediction accuracy, it has been observed that LP relaxations are often *tight* in practice. That is, the solution to the relaxed program happens to be optimal for the original hard problem (an *integral* solution is found). This is particularly surprising since some of these LPs are quite complicated, consisting of thousands of variables and constraints, and their score function is not constrained in any way. So why are these real-world instances not as bad as their theoretical worst case?

Unfortunately, our understanding of this interesting phenomenon has been lacking. This paper aims to address this question and provide a theoretical explanation for the tightness of LP relaxations in the context of structured prediction. In particular, we show that the approximate training objective, although designed to produce accurate predictors, also induces tightness of the LP relaxation as a byproduct. Interestingly, our analysis also suggests that exact training does not have a similar effect, which is consistent with previous empirical findings. To explain tightness of *test* instances, we complement this result with a generalization bound for integrality. Our bound implies that if many training instances are integral, then test instances are also likely to be integral.

## 2 Related Work

Many structured prediction problems can be represented as ILPs (Roth and Yih, 2005; Martins et al., 2009a; Rush et al., 2010). Despite being NP-hard in general (Shimony, 1994), various effective approximations have been proposed. Those include both search-based methods (Daumé III et al., 2009; Zhang et al., 2014), and natural LP relaxations to the hard ILP (Schlesinger, 1976; Koster et al., 1998; Chekuri et al., 2004; Wainwright et al., 2005). Tightness of LP relaxations for special classes of problems has been studied extensively in recent years. These include restricting either the structure of the model (Chandrasekaran et al., 2008), its score functions (e.g., Thapper and Živný, 2012), or both (Cooper and Živný, 2011). In the current paper we refrain from imposing any restrictions on the model structure or its score functions. Indeed, although structured predictors are usually not constrained in such ways, and in fact often do not satisfy these conditions, they still

exhibit remarkable integrality (Sontag et al., 2008; Finley and Joachims, 2008; Martins et al., 2009b; Koo et al., 2010). Therefore, we study the general formulation and hence our results hold for any structured predictor.

Learning structured output predictors from labeled data was proposed in various forms by Collins (2002); Taskar et al. (2003); Tsochantaridis et al. (2004). These formulations generalize training methods for binary classifiers, such as Perceptron and SVM, to the case of structured outputs. Unfortunately, most training formulations contain an instance of the prediction problem (possibly slightly modified), so the hardness of prediction affects training as well. Two exceptions are Sontag et al. (2010) and Samdani and Roth (2012), where an easier training objective is used instead. In order to facilitate efficient prediction, one can restrict the model class to be tractable. For example, it has been proposed to learn super-modular scores (Taskar et al., 2004) or tree structures (Meshi et al., 2013). Here we take the alternative approach, which uses approximations rather than limiting the model class.

Our work is not the first to study LP relaxations for structured learning. LP relaxations were actually proposed right at the inception of structured SVMs by Taskar et al. (2003). Kulesza and Pereira (2007) showed that not all approximations are equally good, and that it is important to match the inference and learning methods. They particularly emphasized the benefits of using LP relaxations for structured learning and derived generalization bounds for this scheme. They also defined the concept of algorithmic separability, which occurs when the *approximation algorithm* achieves zero loss. Finley and Joachims (2008) also studied the effect of various approximate inference methods in the context of structured prediction. Their theoretical and empirical results also support the superiority of LP relaxations in this setting. Martins et al. (2009b) established conditions which guarantee algorithmic separability for LP relaxed training, and derived risk bounds for a learning algorithm which uses a combination of exact and relaxed inference.

Our work is also related to previous works that study the connection between the inference method used at training vs. test time. For example, Wainwright (2006) argues that when using approximate marginal inference at test time, one should use the same approximation at training (within a maximum likelihood objective). Similarly, in Section 4 we show that training with LP relaxed inference can encourage tightness of both train and test instances, and that training with exact inference may be less likely to exhibit such behavior. On the other hand, our work differs since we are not interested

in the accuracy of inference, but only in its computational cost. Furthermore, the inference and training tasks we study are also quite different.

Finally, recently Globerson et al. (2015) studied the performance of structured predictors for 2D grid graphs with binary labels from an information-theoretic point of view. They proved lower bounds on the minimum achievable expected Hamming error in this setting, and proposed a polynomial-time algorithm that achieves this error. Our work is different since we focus on LP relaxations as an approximation algorithm, we handle the most general form without making any assumptions on the model or error measure (except score decomposition), and we concentrate solely on the computational aspects while ignoring any accuracy concerns.

### 3 Background

In this section we review the formulation of the structured prediction problem, its LP relaxation, and the associated learning problem. Consider a prediction task where the goal is to map a real-valued input vector  $x$  to a discrete output vector  $y = (y_1, \dots, y_n)$ . A popular model class for this task is based on linear classifiers. In this setting prediction is performed via a linear discriminant rule:  $y(x; w) = \operatorname{argmax}_{y'} w^\top \phi(x, y')$ , where  $\phi(x, y) \in \mathbb{R}^d$  is a function mapping input-output pairs to feature vectors, and  $w \in \mathbb{R}^d$  is the corresponding weight vector. Since the output space is often huge (exponential in  $n$ ), it will generally be intractable to maximize over all possible outputs.

In many applications the score function has a particular structure. Specifically, we will assume that the score decomposes as a sum of simpler score functions:  $w^\top \phi(x, y) = \sum_c w_c^\top \phi_c(x, y_c)$ , where  $y_c$  is an assignment to a (non-exclusive) subset of the variables  $c$ . For example, it is common to use such a decomposition that assigns scores to single and pairs of output variables corresponding to nodes and edges of a graph  $G$ :  $w^\top \phi(x, y) = \sum_{i \in V(G)} w_i^\top \phi_i(x, y_i) + \sum_{ij \in E(G)} w_{ij}^\top \phi_{ij}(x, y_i, y_j)$ . Viewing this as a function of  $y$ , we can write the prediction problem as:  $\max_y \sum_c \theta_c(y_c; x, w)$  (we will sometimes omit the dependence on  $x$  and  $w$  in the sequel).

Due to its combinatorial nature, the prediction problem remains NP-hard despite the decomposition assumption. Fortunately, efficient approximations have been proposed. Here we will be particularly interested in approximations based on LP relaxations. We begin by formulating prediction as the

following ILP:<sup>1</sup>

$$\begin{aligned} \max_{\substack{\mu \in \mathcal{M}_L \\ \mu \in \{0,1\}^q}} \sum_c \sum_{y_c} \mu_c(y_c) \theta_c(y_c) + \sum_i \sum_{y_i} \mu_i(y_i) \theta_i(y_i) &= \theta^\top \mu \\ \text{where } \mathcal{M}_L = \left\{ \mu \geq 0 : \begin{array}{ll} \sum_{y_c \setminus i} \mu_c(y_c) = \mu_i(y_i) & \forall c, i \in c, y_i \\ \sum_{y_i} \mu_i(y_i) = 1 & \forall i \end{array} \right\}. \end{aligned}$$

Here,  $\mu_c(y_c)$  is an indicator variable for a factor  $c$  and local assignment  $y_c$ , and  $q$  is the total number of factor assignments (dimension of  $\mu$ ). The set  $\mathcal{M}_L$  is known as the local marginal polytope (Wainwright and Jordan, 2008). First, notice that there is a one-to-one correspondence between feasible  $\mu$ 's and assignments  $y$ 's, which is obtained by setting  $\mu$  to indicators over local assignments ( $y_c$  and  $y_i$ ) consistent with  $y$ . Second, while solving ILPs is NP-hard in general, it is easy to obtain a tractable program by relaxing the integrality constraints ( $\mu \in \{0,1\}^q$ ), which may introduce fractional solutions to the LP. This relaxation is the first level of the Sherali-Adams hierarchy (Sherali and Adams, 1990), which provides successively tighter LP relaxations of an ILP. Notice that since the relaxed program is obtained by removing constraints, its optimal value upper bounds the ILP optimum.

Depending on the scores  $\theta$ , sometimes the optimal solution to the relaxed LP may actually be integral (i.e., satisfy  $\mu \in \{0,1\}^q$ ). In fact, for some score functions, such as super-modular scores, this is guaranteed to happen (Taskar et al., 2004). For a more general characterization see Thapper and Živný (2012). However, these sufficient conditions are by no means necessary, and indeed, many score functions that are useful in practice do not satisfy them but still produce highly integral solutions (Sontag et al., 2008; Finley and Joachims, 2008; Martins et al., 2009b; Koo et al., 2010). For example, Martins et al. (2009b) showed that predictors that are learned with LP relaxation yield integral LPs on 92.88% of the test data on a dependency parsing problem (see Table 2 therein). Koo et al. (2010) observed a similar behavior for dependency parsing on a number of languages, as can be seen in Fig. 1 (kindly provided by the authors). The same phenomenon has been observed for a multi-label classification task, where test integrality reached 99.57% (Finley and Joachims, 2008, Table 3). In Section 4 we propose a simple and intuitive explanation for this empirical observation.

In order to achieve high prediction accuracy, the parameters  $w$  are learned from training data. In this supervised learning setting, the model is fit to

---

<sup>1</sup>For convenience we introduce singleton factors  $\theta_i$ , which can be set to 0 if needed.

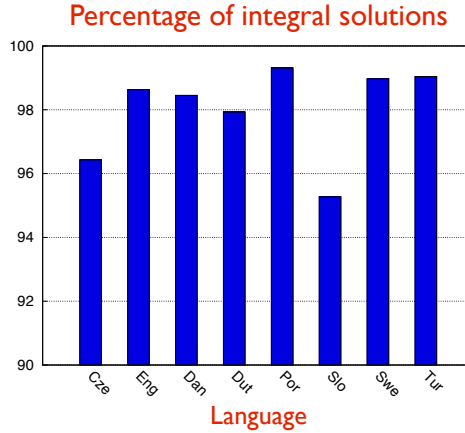


Figure 1: Percentage of integral solutions for dependency parsing from Koo et al. (2010).

labeled examples  $\{(x^{(m)}, y^{(m)})\}_{m=1}^M$ , where the goodness of fit is measured by a task-specific loss  $\Delta(y(x^{(m)}; w), y^{(m)})$ . In the *structured SVM* (SSVM) framework (Taskar et al., 2003; Tsochantaridis et al., 2004), the empirical risk is upper bounded by a convex surrogate called the structured hinge loss, which yields the training objective:<sup>2</sup>

$$\min_w \sum_m \max_y \left[ w^\top (\phi(x^{(m)}, y) - \phi(x^{(m)}, y^{(m)})) + \Delta(y, y^{(m)}) \right]. \quad (1)$$

This is a convex function of  $w$  and hence can be optimized in various ways. But, notice that the objective includes a maximization over outputs  $y$  for each training example. This loss-augmented prediction task needs to be solved repeatedly during training (e.g., to evaluate subgradients), which makes training intractable in general. Fortunately, as in prediction, LP relaxation can be applied to the structured loss (Taskar et al., 2003; Kulesza and Pereira, 2007), which yields the relaxed training objective:

$$\min_w \sum_m \max_{\mu \in \mathcal{M}_L} [\theta_m^\top (\mu - \mu_m) + \ell_m^\top \mu], \quad (2)$$

where  $\theta_m \in \mathbb{R}^q$  is a score vector in which each entry represents  $w_c^\top \phi_c(x^{(m)}, y_c)$  for some  $c$  and  $y_c$ , similarly  $\ell_m \in \mathbb{R}^q$  is a vector with entries<sup>3</sup>  $\Delta_c(y_c, y_c^{(m)})$ , and  $\mu_m$  is the integral vector corresponding to  $y^{(m)}$ .

<sup>2</sup>For brevity, we omit the regularization term, however, all of our results below still hold with regularization.

<sup>3</sup>We assume that the task-loss  $\Delta$  decomposes as the model score.

## 4 An Argument for Integrality

In this section we present our main result, proposing an explanation for the observed tightness of LP relaxations. To this end, we make two complementary arguments: in Section 4.1 we argue that optimizing the relaxed training objective of Eq. (2) also has the effect of encouraging integrality of training instances; in Section 4.2 we show that integrality generalizes from train to test data.

### 4.1 Integrality at Training

We first show that the *relaxed* training objective in Eq. (2), although designed to achieve high accuracy, also induces integrality. In order to simplify notation we focus on a single training instance and drop the index  $m$ . Denote the solutions to the relaxed and integer LPs as:

$$\mu_L = \operatorname{argmax}_{\mu \in \mathcal{M}_L} \theta^\top \mu \qquad \mu_I = \operatorname{argmax}_{\substack{\mu \in \mathcal{M}_L \\ \mu \in \{0,1\}^q}} \theta^\top \mu$$

Also, let  $\mu_T$  be the integral vector corresponding to the ground-truth output  $y^{(m)}$ . Now consider the following decomposition:

$$\underbrace{\theta^\top(\mu_L - \mu_T)}_{\text{relaxed-hinge}} = \underbrace{\theta^\top(\mu_L - \mu_I)}_{\text{integrality gap}} + \underbrace{\theta^\top(\mu_I - \mu_T)}_{\text{exact-hinge}} \quad (3)$$

This equality states that the difference in scores between the relaxed optimum and ground-truth (*relaxed-hinge*) can be written as a sum of the *integrality gap* and the difference in scores between the exact optimum and the ground-truth (*exact-hinge*) (notice that all terms are non-negative). This simple decomposition has several interesting implications.

First, we can immediately derive the following bound on the integrality gap:

$$\theta^\top(\mu_L - \mu_I) = \theta^\top(\mu_L - \mu_T) - \theta^\top(\mu_I - \mu_T) \quad (4)$$

$$\leq \theta^\top(\mu_L - \mu_T) \quad (5)$$

$$\leq \theta^\top(\mu_L - \mu_T) + \ell^\top \mu_L \quad (6)$$

$$\leq \max_{\mu \in \mathcal{M}_L} \left( \theta^\top(\mu - \mu_T) + \ell^\top \mu \right) \quad (7)$$

Where Eq. (7) is precisely the relaxed training objective from Eq. (2). Therefore, optimizing the approximate training objective of Eq. (2) *minimizes an*

*upper bound on the integrality gap.* Hence, driving down the approximate objective also reduces the integrality gap of training instances. One case where the integrality gap becomes zero is when the data is algorithmically separable. In this case the relaxed-hinge term vanishes (the exact-hinge must also vanish), and integrality is assured. Furthermore, Martins et al. (2009b) showed that when the data is separable with a large margin, then it is also algorithmically separable.

However, the bound above might sometimes be loose. Indeed, to get the bound we have discarded the exact-hinge term (Eq. (5)), added the task-loss (Eq. (6)), and maximized the loss-augmented objective (Eq. (7)). At the same time, Eq. (4) provides a precise characterization of the integrality gap. Specifically, the gap is determined by the difference between the relaxed-hinge and the exact-hinge terms. This implies that even when the relaxed-hinge is not zero, we can still obtain a small gap if the exact-hinge is also large. In fact, the *only way* to get a large integrality gap is by setting the exact-hinge much smaller than the relaxed-hinge. But when can this happen?

To get a better understanding, a key insight is that the relaxed and exact hinge terms are closely related to the relaxed and exact training objectives (the latter additionally depend on the task loss  $\Delta$ ). Intuitively, minimizing the training objective also minimizes the corresponding hinge term. Using this intuition, we realize that with relaxed training, the relaxed-hinge is reduced, which consequently reduces the exact-hinge (since it is an upper-bound). However, nothing in the training objective directly encourages further reduction in the exact-hinge, so there is no reason for it to be much smaller than the relaxed-hinge. Therefore, relaxed training is likely to induce a small integrality gap. We would like to point out that this kind of behavior is not guaranteed, and our explanation merely serves to provide an intuition to what happens in practice. Indeed, in Appendix B (in supplementary) we construct a learning scenario where relaxed training can obtain zero exact-hinge and non-zero relaxed-hinge, so the relaxation is not tight in that case.

In contrast to relaxed training, the same intuition suggests that *exact training may actually increase the integrality gap*. This might occur since it minimizes the exact-hinge (upper bounded by the exact training objective) without also taking care of the relaxed-hinge. In fact, when  $w$  separates the data, then the exact-hinge term in Eq. (4) equals 0 and the integrality gap is determined only by the relaxed-hinge term. Obviously, exact training will stop optimizing  $w$  once the objective becomes 0, and will not worry about this



gap.<sup>4</sup> This theoretical finding is consistent with previous empirical evidence. Specifically, Martins et al. (2009b, Table 2) showed that training with relaxed objective achieved 92.88% integral solutions, while exact training achieved only 83.47% integral solutions on a dependency parsing problem. An even stronger effect was observed by Finley and Joachims (2008, Table 3) for multi-label classification, where relaxed training resulted in 99.57% integral instances, with exact training attaining only 17.7% ('Yeast' dataset).

Finally, note that our derivation above (Eq. (4)) holds for *any integral*  $\mu$ , and not just the ground-truth  $\mu_T$ . In other words, the only property of  $\mu_T$  we are using here is its integrality. Indeed, in Section 5 we verify empirically that training a model using *random labels* still attains the same level of integrality as training with the ground-truth labels. On the other hand, accuracy drops dramatically, as expected. This analysis suggests that *integrality is not related to accuracy* of the predictor. Finley and Joachims (2008) explained tightness of LP relaxations by noting that fractional solutions always incur a loss during training. Our analysis suggests an alternative explanation, emphasizing the difference in scores (Eq. (4)) rather than the loss, and decoupling tightness from accuracy.

## 4.2 Generalization of Integrality

Our argument in Section 4.1 concerns only the integrality of train instances. However, the empirical evidence discussed above pertains to test data. To bridge this gap, in this section we show that train integrality implies test integrality. We do so by proving a generalization bound for integrality based on Rademacher complexity.

We first define a loss function which measures the lack of integrality (or, fractionality). To this end, we consider the discrete set of *vertices* of the local polytope  $\mathcal{M}_L$  (excluding its convex hull), denoting by  $\mathcal{M}^I$  and  $\mathcal{M}^F$  the sets of fully-integral and non-integral (i.e., fractional) vertices, respectively (so  $\mathcal{M}^I \cap \mathcal{M}^F = \emptyset$ , and  $\mathcal{M}^I \cup \mathcal{M}^F$  consists of all vertices of  $\mathcal{M}_L$ ). Next, let  $\theta_x \in \mathbb{R}^q$  be the mapping from weights  $w$  and inputs  $x$  to scores (as used in Eq. (2)), and let  $I^*(\theta) = \max_{\mu \in \mathcal{M}^I} \theta^\top \mu$  and  $F^*(\theta) = \max_{\mu \in \mathcal{M}^F} \theta^\top \mu$  be the best integral and fractional scores attainable, respectively. The fractionality of  $\theta$  can be measured by the quantity<sup>5</sup>  $D = F^* - I^*$ . If this quantity is large

<sup>4</sup>Existence of a large margin may prevent this problem – see previous comment (Martins et al., 2009b).

<sup>5</sup>In order to simplify notation we omit the dependence of  $I^*$ ,  $F^*$ , and  $D$  on  $\theta$ .

then the LP has a fractional solution with a much better score than any integral solution. We can now define the loss:

$$\mathcal{L}(\theta) = \begin{cases} 1 & D > 0 \\ 0 & \text{otherwise} \end{cases} . \quad (8)$$

That is, the loss equals 1 if and only if the optimal fractional solution has a (strictly) higher score than the optimal integral solution.<sup>6</sup> Notice that this loss ignores the ground-truth  $y$ , as expected. In addition, we define a ramp loss parameterized by  $\gamma > 0$  which upper bounds the fractionality loss:

$$\varphi_\gamma(\theta) = \begin{cases} 0 & D \leq -\gamma \\ 1 + D/\gamma & -\gamma < D \leq 0 \\ 1 & D > 0 \end{cases} , \quad (9)$$

Notice that for this loss to be zero, the best integral solution has to be better than the best fractional solution by at least  $\gamma$ , which is a stronger requirement than mere tightness. We also point out that  $\varphi_\gamma(\theta)$  is generally hard to compute, as is  $\mathcal{L}(\theta)$  (due to the discrete optimization involved in computing  $I^*$  and  $F^*$ ). However, here we are only interested in proving that integrality is a generalizing property, so we will not worry about computational efficiency for now. We are now ready to state the main theorem of this section (see proof in Appendix A).

**Theorem 4.1.** *Let inputs be independently selected according to a probability measure  $P(X)$ , and let  $\Theta$  be the class of all scoring functions  $\theta_X$  with  $\|w\|_2 \leq B$ . Let  $\|\phi(x, y_c)\|_2 \leq \hat{R}$  for all  $x, c, y_c$ , and  $q$  is the total number of factor assignments (dimension of  $\mu$ ). Then for any number of samples  $M$  and any  $0 < \delta < 1$ , with probability at least  $1 - \delta$ , every  $\theta_X \in \Theta$  satisfies:*

$$\mathbb{E}_P[\mathcal{L}(\theta_X)] \leq \hat{\mathbb{E}}_M[\varphi_\gamma(\theta_X)] + O\left(\frac{q^{1.5}B\hat{R}}{\gamma\sqrt{M}}\right) + \sqrt{\frac{8\ln(2/\delta)}{M}} \quad (10)$$

where  $\hat{\mathbb{E}}_M$  is the empirical expectation. This theorem suggests that if we observe high integrality (equivalently, low fractionality) on a finite sample of training data, then it is likely that integrality of test data will not be much

---

<sup>6</sup>Notice that the loss will be 0 whenever the non-integral and integral optima are equal, but this is fine for our purpose, since we consider the relaxation to be tight in this case.

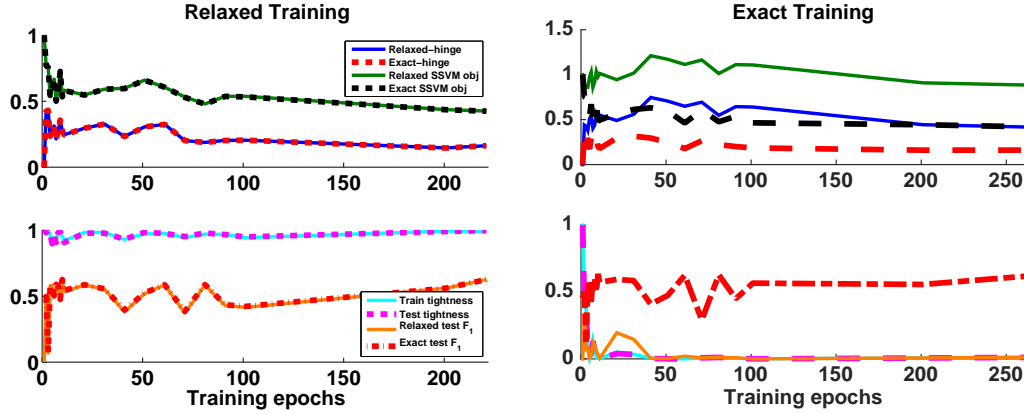


Figure 2: Training with the ‘Yeast’ dataset. Various quantities of interest are shown as a function of training iterations. (Left) Training with LP relaxation. (Right) Training with ILP.

lower as the number of samples grows. Finally, we point out that when adding an  $L_2$  regularizer to the training objective, we can actually drop the assumption  $\|w\|_2 \leq B$  and instead use a bound on the norm of the optimal solution (as in the analysis of Shalev-Shwartz et al. (2011)).

## 5 Experiments

In this section we present some numerical results to support our theoretical analysis. We run experiments for both a multi-label classification task and an image segmentation task. For training we have implemented the block-coordinate Frank-Wolfe algorithm for structured SVM (Lacoste-Julien et al., 2013), using GLPK as the LP solver.<sup>7</sup> In all of our experiments we use a standard  $L_2$  regularizer, chosen via cross-validation.

**Multi-label classification** For multi-label classification we adopt the experimental setting of Finley and Joachims (2008). In this setting labels are represented by binary variables, the model consists of singleton and pairwise factors forming a fully connected graph over the labels, and the task loss is the normalized Hamming distance.

Fig. 2 shows relaxed and exact training iterations for the ‘Yeast’ dataset (14 labels). We plot the relaxed and exact hinge terms (Eq. (3)), the exact

<sup>7</sup><http://www.gnu.org/software/glpk>

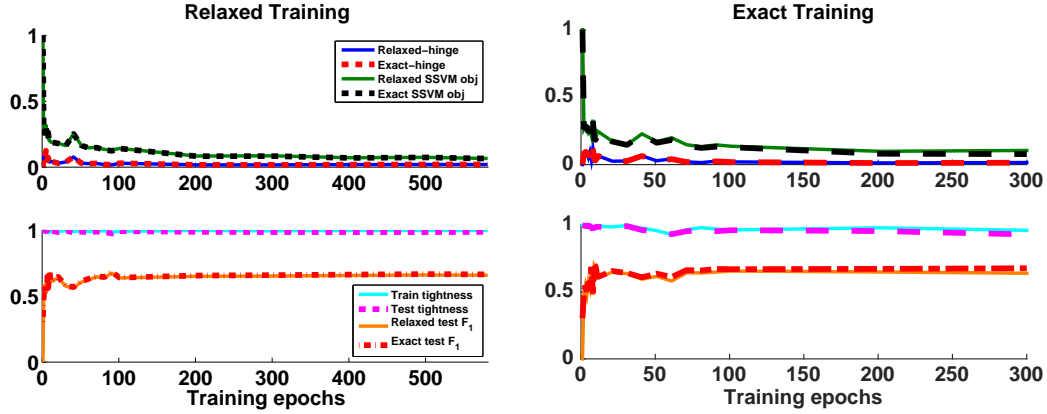


Figure 3: Training with the ‘Scene’ dataset. Various quantities of interest are shown as a function of training iterations. (Left) Training with LP relaxation. (Right) Training with ILP.

and relaxed SSVM training objectives<sup>8</sup> (Eq. (1) and Eq. (2), respectively), fraction of train and test instances having integral solutions, as well as test accuracy (measured by  $F_1$  score). Whenever a fractional solution was found with relaxed inference, a simple rounding scheme was applied to obtain a valid prediction. First, we note that the relaxed-hinge values are nicely correlated with the relaxed training objective, and likewise the exact-hinge is correlated with the exact objective (left and right, top). This confirms our intuition about the relation between the hinge terms and the corresponding training objectives being optimized. Second, observe that relaxed training reduces the relaxed-hinge and the exact-hinge in the same way (left, top). In particular, the exact-hinge does not decrease further, so the integrality gap, given by their difference, remains small (almost 0 here). On the other hand, with exact training the exact-hinge is reduced much more than the relaxed-hinge, which results in a large integrality gap (right, top). Indeed, we can see that the percentage of integral solutions is almost 100% for relaxed training (left, bottom), and close to 0% with exact training (right, bottom). Third, we notice that train and test integrality levels are very close to each other, almost indistinguishable (left and right, bottom), which provides some empirical support to our generalization result from Section 4.2. Finally, as was observed in previous studies (Finley and Joachims, 2008), we see that when training

<sup>8</sup>The displayed objective values are averaged over train instances and exclude regularization.

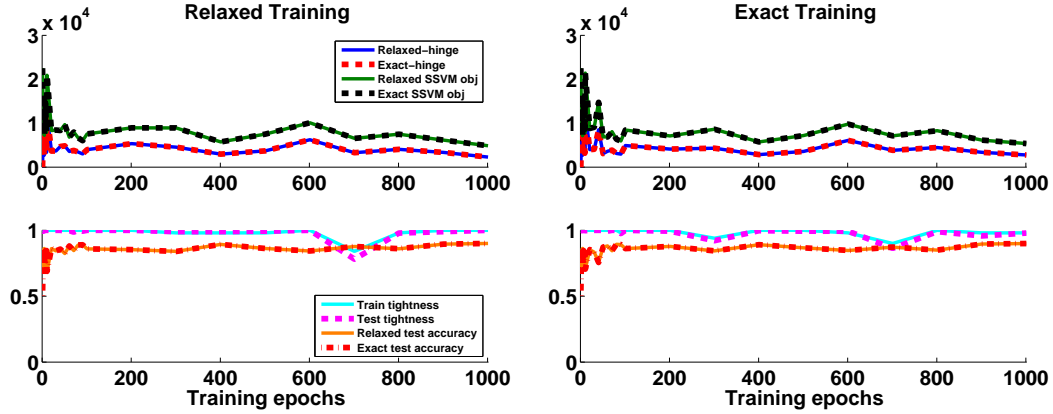


Figure 4: Training for foreground-background segmentation with the Weizmann Horse dataset. Various quantities of interest are shown as a function of training iterations. (Left) Training with LP relaxation. (Right) Training with ILP.

with exact inference but testing with relaxed inference, the accuracy is much lower than with exact inference (right, bottom).

We next train a model using random labels (with similar label counts as the true data). In this setting the learned model obtained 100% integral training instances (not shown), which supports our claim that any integral solution can be used in place of the ground-truth, and that accuracy is not important for integrality. Finally, in order to verify that integrality is not coincidental here, we tested the tightness of the relaxation induced by a random weight vector  $w$ . We found that random models achieved 0% integrality (in 20 trials), which shows that tightness of the relaxation does not come by chance.

We now proceed to perform experiments on the ‘Scene’ dataset (6 labels). The results, in Fig. 3, are quite similar to the ‘Yeast’ results, except for the behavior of exact training (right). Specifically, we observe that in this case the relaxed-hinge and exact-hinge are close in value (right, top), as for relaxed training (left, top). As a consequence, the integrality gap is very small and the relaxation is tight for almost all train (and test) instances. These results show that sometimes optimizing the exact objective can reduce the relaxed objective (and relaxed-hinge) as well. This happens even when the data is far from being separable.

We conjecture that the LP instances are easy in this case due to the dominance of the singleton scores. Specifically, the features provide a strong

signal which allows label assignment to be decided mostly based on the local score, with little influence coming from the pairwise terms. To test this conjecture we repeat the experiment while injecting random noise into the input features, forcing the model to rely more on the pairwise interactions. We find that with the noisy singleton scores the results are indeed similar to the ‘Yeast’ dataset, where a large integrality gap is observed and fewer instances are tight (see Appendix C, in supplementary).

**Image segmentation** Finally, we conduct experiments on a foreground-background segmentation problem using the Weizmann Horse dataset (Borenstein et al., 2004). The data consists of 328 images, of which we use the first 50 for training and the rest for testing. Here a binary output variable is assigned to each pixel, and there are  $\sim 58K$  variables per image on average. We extract singleton and pairwise features as described in Domke (2013), using their publicly available code. Fig. 4 shows the same quantities as in the multi-label setting, except for the accuracy measure (percentage of correctly classified pixels rather than  $F_1$ ). We observe a very similar behavior to that of the ‘Scene’ multi-label dataset (Fig. 3). Specifically, both relaxed and exact training produce a small integrality gap and high percentage of tight instances. As in the ‘Scene’ dataset, we believe this is a result of dominant singleton scores. As a final remark, we note that in all of our experiments the learned model scores were *never* super-modular (even after flipping labels), which rules out this kind of explanation for the observed high integrality.

## 6 Conclusion

In this paper we propose a theoretical explanation for the tightness of LP relaxations which has been observed in many structured prediction applications. Our analysis is based on a careful examination of the integrality gap and its relation to the training objective. It shows how training with LP relaxations, although designed with accuracy considerations in mind, also induces tightness of the relaxation as a byproduct. Our derivation also suggests that exact training may sometimes have the opposite effect, increasing the integrality gap.

To explain tightness of test instances, we additionally show that tightness generalizes from train to test instances. Compared to the generalization bound of Kulesza and Pereira (2007), our bound only considers the inte-

grality of the instance, ignoring label errors. Thus, for example, if learning happens to settle on a set of parameters in a tractable regime (e.g., super-modular potentials or stable instances (Makarychev et al., 2014)) for which the LP relaxation is tight for all training instances, our generalization bound guarantees that with high probability the LP relaxation will also be tight on test instances. In contrast, Kulesza and Pereira (2007)’s bound would only imply tightness on test instances if the training data were algorithmically separable (i.e., inference using the LP relaxation perfectly predicts the labels for all instances).

Our work can be extended in various ways. First, our analysis in Section 4.1 focuses on the score hinge and ignores the task loss  $\Delta$ . It would be interesting to further study the effect of various task losses on tightness of the relaxation. Second, our bound in Section 4.2 is intractable due to the hardness of the surrogate loss  $\varphi$ . It is therefore desirable to derive a tractable alternative which could be used to obtain a useful guarantee in practice. Third, our main result holds for other convex relaxations which have been proposed for structured prediction, such as semi-definite programming relaxations (Kumar et al., 2009). It is interesting to extend our empirical study to these other relaxations and observe their behavior in real applications. Finally, we hope that our methodology will be useful for shedding light on tightness of convex relaxations in other learning problems.

## A Proof of Theorem 4.1

Our proof of Theorem 4.1 is similar in spirit to the one in Weiss and Taskar (2010) and relies on the following general result from Bartlett and Mendelson (2002).

**Theorem A.1** (Bartlett and Mendelson (2002), Theorem 8). *Consider a loss function  $\mathcal{L} : \mathcal{Y} \times \Theta \mapsto [0, 1]$  and a dominating function  $\varphi : \mathcal{Y} \times \Theta \mapsto [0, 1]$  (i.e.,  $\mathcal{L}(y, \theta) \leq \varphi(y, \theta)$  for all  $y, \theta$ ). Let  $\mathcal{F}$  be a class of functions mapping  $\mathcal{X}$  to  $\Theta$ , and let  $\{(x^{(m)}, y^{(m)})\}_{m=1}^M$  be independently selected according to a probability measure<sup>9</sup>  $P(x, y)$ . Then for any number of samples  $M$  and any  $0 < \delta < 1$ , with probability at least  $1 - \delta$ , every  $f \in \mathcal{F}$  satisfies:*

$$\mathbb{E}[\mathcal{L}(y, f(x))] \leq \hat{\mathbb{E}}_M[\varphi(y, f(x))] + R_M(\tilde{\varphi} \circ f) + \sqrt{\frac{8 \ln(2/\delta)}{M}},$$

where  $\hat{\mathbb{E}}_M$  is the empirical expectation,  $\tilde{\varphi} \circ f = \{(x, y) \mapsto \varphi(y, f(x)) - \varphi(y, 0) : f \in \mathcal{F}\}$ , and  $R_M(\mathcal{F})$  is the Rademacher complexity of the class  $\mathcal{F}$ .

To use this result, we define  $\Theta = \mathbb{R}^q$ ,  $f(x) = \theta_x$ , and  $\mathcal{F}$  is the class of all such functions satisfying  $\|w\|_2 \leq B$  and  $\|\phi(x, y_c)\|_2 \leq \hat{R}$ . In order to obtain a meaningful bound, we would like to bound the Rademacher term  $R_M(\tilde{\varphi} \circ f)$ . Theorem 12 part 4 in Bartlett and Mendelson (2002) states that if  $\tilde{\varphi}$  is Lipschitz with constant  $L$  and satisfies  $\tilde{\varphi}(0) = 0$ , then  $R_M(\tilde{\varphi} \circ f) \leq 2LR_M(\mathcal{F})$ . In addition, Weiss and Taskar (2010) show that  $R_M(\mathcal{F}) = O(\frac{qB\hat{R}}{\sqrt{M}})$ . Therefore, it remains to compute the Lipschitz constant of  $\tilde{\varphi}$ , which is equal to the Lipschitz constant of  $\varphi$  (see Weiss and Taskar (2010)). For this purpose, we will bound the Lipschitz constant of  $D(\theta)$ , and then use  $L(\varphi(D(\theta))) \leq L(D(\theta))/\gamma$  (from Eq. (9)).

---

<sup>9</sup>In fact, our proof only concerns the marginal  $P(x)$ , but we keep  $y$  in the proof statement for consistency.



Let  $\mu_I = \operatorname{argmax}_{\mu \in \mathcal{M}^I} \theta^\top \mu$  and  $\mu_F = \operatorname{argmax}_{\mu \in \mathcal{M}^F} \theta^\top \mu$ , then:

$$\begin{aligned}
& D(\theta^1) - D(\theta^2) \\
&= (\mu_F^1 - \mu_I^1) \cdot \theta^1 - (\mu_F^2 - \mu_I^2) \cdot \theta^2 \\
&= (\mu_F^1 \cdot \theta^1 - \mu_F^2 \cdot \theta^2) + (\mu_I^2 \cdot \theta^2 - \mu_I^1 \cdot \theta^1) \\
&= (\mu_F^1 \cdot \theta^1 - \mu_F^2 \cdot \theta^2) + (\mu_F^1 \cdot \theta^2 - \mu_F^2 \cdot \theta^1) \\
&\quad + (\mu_I^2 \cdot \theta^2 - \mu_I^1 \cdot \theta^1) + (\mu_I^2 \cdot \theta^1 - \mu_I^1 \cdot \theta^2) \\
&= \mu_F^1 \cdot (\theta^1 - \theta^2) + (\mu_F^1 - \mu_F^2) \cdot \theta^2 \\
&\quad + \mu_I^2 \cdot (\theta^2 - \theta^1) + (\mu_I^2 - \mu_I^1) \cdot \theta^1 \\
&\leq (\mu_F^1 - \mu_I^2) \cdot (\theta^1 - \theta^2) \quad [\text{optimality of } \mu_F^2 \text{ and } \mu_I^1] \\
&\leq \|\mu_F^1 - \mu_I^2\|_2 \|\theta^1 - \theta^2\|_2 \quad [\text{Cauchy-Schwarz}] \\
&\leq \sqrt{q} \|\theta^1 - \theta^2\|_2
\end{aligned}$$

Therefore,  $L = \sqrt{q}/\gamma$ .

Combining everything together, and dropping the spurious dependence on  $y$ , we obtain the bound in Eq. (10).

## B Example of Non-Zero Integrality Gap

In this section we present a scenario where relaxed training results in *worse* relaxed prediction than integral prediction. In particular, the training error of the learned parameters is zero if exact inference were used, and non-zero using relaxed inference (despite the fact that training is performed using the relaxed loss). Since the exact-hinge is zero whereas the relaxed-hinge is non-zero, this implies that the integrality gap is non-zero and the relaxation is not tight on the training instances.

The following construction is inspired by Sontag et al. (2010). Consider a model where  $x \in \mathbb{R}^3$ ,  $y \in \{0, 1\}^3$ , and the prediction is given by:

$$\begin{aligned}
y(x; w) = \operatorname{argmax}_y & \left( x_1 y_1 + x_2 y_2 + x_3 y_3 \right. \\
& \left. + w [\mathbb{1}\{y_1 \neq y_2\} + \mathbb{1}\{y_1 \neq y_3\} + \mathbb{1}\{y_2 \neq y_3\}] \right)
\end{aligned}$$

The corresponding LP relaxation is then:

$$\begin{aligned} \max_{\mu \in \mathcal{M}_L} & \left( x_1 \mu_1(1) + x_2 \mu_2(1) + x_3 \mu_3(1) + w[\mu_{12}(01) + \mu_{12}(10) \right. \\ & \left. + \mu_{13}(01) + \mu_{13}(10) + \mu_{23}(01) + \mu_{23}(10)] \right) \end{aligned}$$

Next, we construct a trainset where the first instance is:  $x^{(1)} = (2, 2, 2)$ ,  $y^{(1)} = (1, 1, 0)$ , and the second is:  $x^{(2)} = (0, 0, 0)$ ,  $y^{(2)} = (1, 1, 0)$ . It is easy to verify that  $w = 1$  minimizes the relaxed objective. However, with this weight vector the relaxed-hinge for the second instance is equal to 1, while the exact-hinge for both instances is 0 (the data is separable w.r.t.  $w = 1$ ). Consequently, there is an integrality gap of 1 for the second instance, and the relaxation is loose (the first instance is actually tight).

This example demonstrates that despite training with a relaxed objective, the exact-hinge can actually be minimized more than the relaxed-hinge, leading to a loose relaxation. This illustrates the limitations of the intuition provided in Section 4.1 and by our experimental results. In such cases the integrality gap will not vanish. Therefore, the empirical term in Eq. 10 will be large (0.5 in our toy example), and we cannot guarantee that many test instances will be tight. One takeaway point of this counter-example is that although this phenomenon can occur, the corresponding learning task is far from natural; we believe it is unlikely to arise in real-world applications.

## C Additional Experimental Results

In this section we present additional experimental results for the ‘Scene’ dataset. Specifically, we inject random Gaussian noise to the input features in order to reduce the signal in the singleton scores and increase the role of the pairwise interactions. This makes the problem harder since the prediction needs to account for global information.

In Fig. 5 we observe that with exact training the exact loss is minimized, causing the exact-hinge to decrease, since it is upper bounded by the loss (right, top). On the other hand, the relaxed-hinge (and relaxed loss) *increase* during training, which results in a large integrality gap and fewer tight instances. In contrast, with relaxed training the relaxed loss is minimized, which causes the relaxed-hinge to decrease. Since the exact-hinge is upper bounded by the relaxed-hinge it also decreases, but both hinge terms

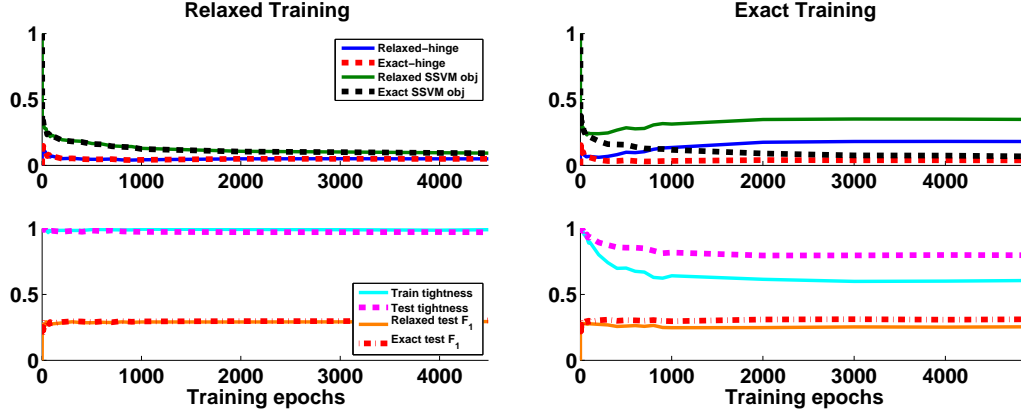


Figure 5: Training with a noisy version of the ‘Scene’ dataset. Various quantities of interest are shown as a function of training iterations. (Left) Training with LP relaxation. (Right) Training with ILP.

decrease similarly and remain very close to each other. This results in a small integrality gap and tightness of almost all instances.

Finally, we observe that with exact training the test integrality is noticeably higher (about 20%) than the train integrality (Fig. 5 (right, top)). We point out that this does not contradict our bound from Theorem 4.1, since in fact the test fractionality is even *lower* than the bound suggests. On the other hand, this result does entail that train and test integrality may sometimes behave differently, which appears to imply that a concentration result like Theorem 4.1 may be loose (the additional terms in the bound are large). We conjecture that this happens since the difference in scores between fractional and integral optima:  $|F^* - I^*|$  for training instances is small, and therefore, small changes in  $\theta_x$  may cause instances to change from fractional to integral optimum.<sup>10</sup> For our bound, this means that we would have to set  $\gamma$  very small (since  $D(\theta)$  is close to 0), which would lead to a large second term in Eq. (10).

<sup>10</sup>We tried to test this empirically, but found out that computing  $F^*$  for the tight instances seems intractable with currently available software.

## References

- G. H. Bakir, T. Hofmann, B. Schölkopf, A. J. Smola, B. Taskar, and S. V. N. Vishwanathan. *Predicting Structured Data*. The MIT Press, 2007.
- P. L. Bartlett and S. Mendelson. Rademacher and gaussian complexities: Risk bounds and structural results. *The Journal of Machine Learning Research*, 3: 463–482, 2002.
- E. Borenstein, E. Sharon, and S. Ullman. Combining top-down and bottom-up segmentation. In *CVPR*, 2004.
- V. Chandrasekaran, N. Srebro, and P. Harsha. Complexity of inference in graphical models. In *UAI*, 2008.
- C. Chekuri, S. Khanna, J. Naor, and L. Zosin. A linear programming formulation and approximation algorithms for the metric labeling problem. *SIAM J. on Discrete Mathematics*, 18(3):608–625, 2004.
- M. Collins. Discriminative training methods for hidden Markov models: Theory and experiments with perceptron algorithms. In *EMNLP*, 2002.
- M. C. Cooper and S. Živný. Hybrid tractability of valued constraint problems. *Artificial Intelligence*, 175(9-10):1555–1569, 2011.
- H. Daumé III, J. Langford, and D. Marcu. Search-based structured prediction. *Machine Learning*, 75(3):297–325, 2009.
- J. Domke. Learning graphical model parameters with approximate marginal inference. *Pattern Analysis and Machine Intelligence, IEEE Transactions on*, 35(10), 2013.
- T. Finley and T. Joachims. Training structural SVMs when exact inference is intractable. In *Proceedings of the 25th International Conference on Machine learning*, pages 304–311, 2008.
- A. Globerson, T. Roughgarden, D. Sontag, and C. Yildirim. How hard is inference for structured prediction? In *ICML*, 2015.
- T. Koo, A. M. Rush, M. Collins, T. Jaakkola, and D. Sontag. Dual decomposition for parsing with non-projective head automata. In *EMNLP*, 2010.
- A. Koster, S. van Hoesel, and A. Kolen. The partial constraint satisfaction problem: Facets and lifting theorems. *Operations Research Letters*, 23:89–97, 1998.
- A. Kulesza and F. Pereira. Structured learning with approximate inference. In *Advances in Neural Information Processing Systems 20*, pages 785–792. 2007.
- M. P. Kumar, V. Kolmogorov, and P. H. S. Torr. An analysis of convex relaxations for MAP estimation of discrete MRFs. *JMLR*, 10:71–106, 2009.

- S. Lacoste-Julien, M. Jaggi, M. Schmidt, and P. Pletscher. Block-coordinate Frank-Wolfe optimization for structural SVMs. In *ICML*, pages 53–61, 2013.
- K. Makarychev, Y. Makarychev, and A. Vijayaraghavan. Bilunial stable instances of max cut and minimum multiway cut. *Proc. 22nd Symposium on Discrete Algorithms (SODA)*, 2014.
- A. Martins, N. Smith, and E. P. Xing. Concise integer linear programming formulations for dependency parsing. In *ACL*, 2009a.
- A. Martins, N. Smith, and E. P. Xing. Polyhedral outer approximations with application to natural language parsing. In *Proceedings of the 26th International Conference on Machine Learning*, 2009b.
- O. Meshi, E. Eban, G. Elidan, and A. Globerson. Learning max-margin tree predictors. In *UAI*, 2013.
- D. Roth and W. Yih. Integer linear programming inference for conditional random fields. In *ICML*, pages 736–743. ACM, 2005.
- A. M. Rush, D. Sontag, M. Collins, and T. Jaakkola. On dual decomposition and linear programming relaxations for natural language processing. In *EMNLP*, 2010.
- R. Samdani and D. Roth. Efficient decomposed learning for structured prediction. In *ICML*, 2012.
- M. I. Schlesinger. Syntactic analysis of two-dimensional visual signals in noisy conditions. *Kibernetika*, 4:113–130, 1976.
- S. Shalev-Shwartz, Y. Singer, N. Srebro, and A. Cotter. Pegasos: Primal estimated sub-gradient solver for svm. *Mathematical programming*, 127(1):3–30, 2011.
- H. D. Sherali and W. P. Adams. A hierarchy of relaxations between the continuous and convex hull representations for zero-one programming problems. *SIAM J. on Disc. Math.*, 3(3):411–430, 1990.
- Y. Shimony. Finding the MAPs for belief networks is NP-hard. *Artificial Intelligence*, 68(2):399–410, 1994.
- D. Sontag, T. Meltzer, A. Globerson, T. Jaakkola, and Y. Weiss. Tightening LP relaxations for MAP using message passing. In *UAI*, pages 503–510, 2008.
- D. Sontag, O. Meshi, T. Jaakkola, and A. Globerson. More data means less inference: A pseudo-max approach to structured learning. In *NIPS*. 2010.
- B. Taskar, C. Guestrin, and D. Koller. Max-margin Markov networks. In *Advances in Neural Information Processing Systems*. MIT Press, 2003.
- B. Taskar, V. Chatalbashev, and D. Koller. Learning associative Markov networks. In *Proc. ICML*. ACM Press, 2004.

- J. Thapper and S. Živný. The power of linear programming for valued CSPs. In *FOCS*, 2012.
- I. Tsochantaridis, T. Hofmann, T. Joachims, and Y. Altun. Support vector machine learning for interdependent and structured output spaces. In *ICML*, pages 104–112, 2004.
- M. Wainwright and M. I. Jordan. *Graphical Models, Exponential Families, and Variational Inference*. Now Publishers Inc., Hanover, MA, USA, 2008.
- M. Wainwright, T. Jaakkola, and A. Willsky. MAP estimation via agreement on trees: message-passing and linear programming. *IEEE Transactions on Information Theory*, 51(11):3697–3717, 2005.
- M. J. Wainwright. Estimating the “wrong” graphical model: Benefits in the computation-limited setting. *Journal on Machine Learning Research*, 7:1829–1859, Dec. 2006.
- D. Weiss and B. Taskar. Structured Prediction Cascades. In *AISTATS*, 2010.
- Y. Zhang, T. Lei, R. Barzilay, and T. Jaakkola. Greed is good if randomized: New inference for dependency parsing. In *EMNLP*, 2014.