

Quantifying the information of the prior and likelihood in parametric Bayesian modeling

Giri Gopalan *

December 9th, 2015

Abstract

I suggest using a pair of metrics to quantify the information of the prior and likelihood functions within a parametric Bayesian model, one of which is closely related to the reference prior of Berger and Bernardo. A Monte Carlo algorithm to estimate these metrics is developed and their properties are explored via a combination of theoretical results, simulations, and applications on public medical data sets. I argue that these metrics may be useful diagnostic tools when performing a Bayesian analysis.

1 Introduction, Definition, and a Motivating Example

1.1 Introduction

For a given inferential problem, if all unknowns are represented by θ and knowns are represented by Y_{obs} then the objective of Bayesian inference is to solve for the posterior distribution $p(\theta|Y_{obs})$ which is proportional to the product of the prior function (the marginal probability model for the unknowns) and the likelihood function (a probability model for the observed data given the unknowns).¹ These functions are the key assumptions embedded into a Bayesian model and so it is natural to quantify their strength. In other words, in a Bayesian analysis just how much is the data “speaking” and how much are the resultant inferences due to prior assumptions codified by the prior function? The metrics defined in this note will attempt to answer this question.

The Bayesian viewpoint has been ridiculed due to the apparent arbitrariness of the assumption of a prior distribution on the parameters of interest, yet surprisingly the likelihood function seems to have attracted relatively less scorn. To address the qualms about the prior a number of approaches have been taken: for instance Berger and Bernardo’s “objective priors” (Berger et al. 2009), and Liu and Martin’s concept of prior free inference (Martin et al. 2012). In contrast, I do not attempt to introduce a default prior nor a fundamentally new inferential procedure. Rather, I suggest using standard parametric Bayesian inference and utilizing a pair of metrics to quantify the information of both the prior and likelihood functions. They are defined as follows.

1.2 Definition of Prior and Likelihood Information

I adopt the notational conventions from BDA3 (Gelman et al. 2013) throughout this paper, unless stated otherwise. Let θ be a particular parameter(s) of interest.

Definition 1.1: Normalized likelihood The normalized likelihood $L_\theta(\theta)$ is defined as $\frac{p(y_{obs}|\theta)}{\int_\theta p(y_{obs}|\theta)d\theta}$. By definition this is dependent on the particular parameterization, θ , that is chosen for the analysis, which is emphasized by the subscript $L_\theta(\cdot)$.

*Harvard Medical School; Giridhar_Gopalan@hms.harvard.edu

¹The analysis is simplified temporarily by bundling all unknowns into θ , which can include both missing data as well as inferential parameters of interest. In general this may not be an appropriate assumption.

Definition 1.2: Prior information: $u = D_{KL}(p(\theta|y_{obs}), L_{\theta}(\theta))$.

Definition 1.3: Likelihood information: $v = D_{KL}(p(\theta|y_{obs}), p(\theta))$.

Where D_{KL} is the KL-divergence, provided these quantities exist, for which it is necessary that the posterior and normalized likelihood, and posterior and prior, are absolutely continuous with respect to each other (Kullback 1959). Hence, qualitatively the information of the likelihood function is judged by the distance from the posterior to the prior relative to the posterior, and the information of the prior is the distance from the posterior to the normalized likelihood relative to the posterior. The arguments in the KL-divergence can be transposed for a qualitatively similar metric yet I have chosen these definitions so that the likelihood and prior information can be compared meaningfully against each other, since the posterior is the common measure in either case. Additionally, while other (pseudo) metrics on a space of probability distributions can be employed in theory (such as Hellinger or Wasserstein), the KL-divergence is chosen primarily because: i) it has closed form analytical solutions for common statistical distributions such as those from the exponential family and ii) it is easily derivable that the likelihood information metric is invariant to reparameterization as will be discussed in the second section. A Monte Carlo algorithm for computing these metrics is given in the appendix. Furthermore, it is not necessary to assume that the prior and likelihood are integrable functions for the prior and likelihood information to exist; this technicality is also discussed in the appendix.

1.3 A Motivating Example Regarding Prior and Likelihood Information

As a motivating example, I consider a scenario where a “noninformative” Jeffreys prior and “noninformative” reference prior are more informative than a flat prior.

Consider data that is collected according to a bivariate binomial model, whose probability mass function is given by:

$$f(r, s|p, q, m) = \binom{m}{r} p^r (1-p)^{m-r} \binom{r}{s} q^s (1-q)^{r-s}$$

The observed data are r and s , and the inferential parameters of interest are p and q . The reference prior according to Yang and Berger (1998) is:

$$\pi_{ref}(p, q) = (\pi)^{-2} p^{-1/2} (1-p)^{-1/2} q^{-1/2} (1-q)^{-1/2}$$

The Jeffreys prior is:

$$\pi_{Jeff}(p, q) = (2\pi)^{-1} (1-p)^{-1/2} q^{-1/2} (1-q)^{-1/2}$$

(Note the distinction between subscripted π to refer to a function and π the numerical constant; also the $p(\cdot)$ notation is avoided to reduce confusion with the parameter p .) See figures 1 and 2 for an illustration of these priors.

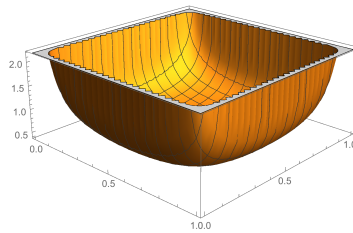


Figure 1: Reference prior for the bivariate binomial model. The geometry seems to be very close to a flat prior with the exception that the corners approach ∞ .

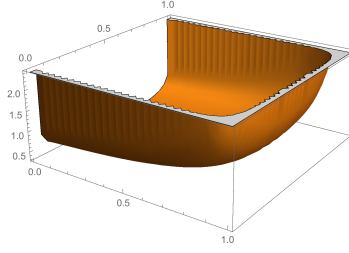


Figure 2: Jeffreys prior for the bivariate binomial model.

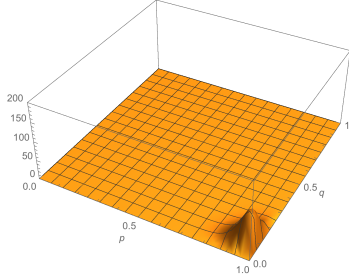


Figure 3: Likelihood function in the bivariate binomial model with $m = 30$, $r = 29$, and $s = 2$.

Assume that the following data is collected in an experiment: $m = 30$, $r = 29$, and $s = 2$. Most of the likelihood's mass occupies one of the four corners of the unit square where both priors approach ∞ as is illustrated in Figure 3. Hence the reference prior will have more information than a flat prior, and intuitively the likelihood will have more information when the prior is flat *conditioning* on this particular data set. Indeed the (numerically) computed likelihood information with a flat prior is 3.52805, 2.97012 for the Berger and Bernardo reference prior, and 2.55152 for the Jeffreys prior.² How is this apparent inconsistency resolved? While there exists utility and established theoretical footing for default priors, this example illustrates it is still important to quantify the prior and likelihood information in one's particular experiment or data set nonetheless.

The structure of the paper is as follows: in section 2, I state and prove some theoretical properties of the prior and likelihood information metrics, in section 3, I illustrate that the information metrics can be computed analytically in some common conjugate models and prove that the prior information goes to 0 in probability in such models, and in section 4 I apply the metrics to a few prediction problems. I conclude by discussing limitations of these metrics in addition to potential next steps in this line of research. Additionally, I stress that the ideas presented to quantify the information of the prior and likelihood are certainly not the only routes for addressing the issues raised; see for instance Reimherr et al. 2014 or Evans and Jang 2011.

2 Some Theoretical Properties of the Prior and Likelihood Information

2.1 Property 1: Invariance of the Likelihood Information to 1-1 Reparameterization

A key property of the likelihood information is that it is invariant to 1-1 reparameterization.

²As defined, the prior information is 0 for a flat prior and strictly positive for the other two priors, but of course to cite this without computing the likelihood information would seem to be tautological.

Proof: Let ϕ be a 1-1 transformation of θ . Then:

$$\begin{aligned} D_{KL}(p(\phi|y_{obs}), p(\phi)) &= \int_{\phi} \text{Log}\left[\frac{p(\phi|y_{obs})}{p(\phi)}\right] p(\phi|y_{obs}) d\phi \\ &= \int_{\phi} \text{Log}\left[\frac{p(\theta|y_{obs}) \left|\frac{\partial\theta}{\partial\phi}\right|}{p(\theta) \left|\frac{\partial\theta}{\partial\phi}\right|}\right] p(\theta|y_{obs}) \left|\frac{\partial\theta}{\partial\phi}\right| d\phi \\ &= D_{KL}(p(\theta|y_{obs}), p(\theta)) \end{aligned}$$

However, the same property does not hold for prior information since a Jacobian is not necessary for the normalized likelihood when starting with a different parameterization; in other words $L_{\phi}(\phi)$ is proportional to $L_{\theta}(\theta(\phi))$.

2.2 Property 2: In Common Bayesian Models the Prior Information Goes to 0 in Probability as More Data is Collected.

What follows is a proof that the prior information goes to zero in probability when the parameter space is finite, the model is correctly specified, and data are generated i.i.d from this model.

Lemma 2.1: Assume the parameter space Θ is a finite set which contains the true parameter θ_0 , $L_{\theta}(\theta)$, $p(\theta) > 0$, $\forall \theta \in \Theta$, and data is generated i.i.d according to a true model $p(y_{obs}|\theta_0)$ where the model is correctly specified. Then the prior information approaches 0 in probability.

Proof: By posterior consistency as in Appendix B of BDA3 (Gelman et al. 2013), the probability masses on θ governed by the posterior and normalized likelihood (which is a posterior under a constant improper prior) both converge in probability to mass of 1 on θ_0 and 0 elsewhere. The KL divergence between the posterior and normalized likelihood is a continuous map which is a function of these masses and so the continuous mapping theorem applies. In particular the sequence of KL divergences between the posterior and likelihood converges in probability to the KL divergence between two point masses with 0 mass everywhere except θ_0 , which is 0.

Additionally, a non-rigorous heuristic argument for this claim in the continuous case is as follows: due to posterior consistency, both the log-likelihood and log-posterior can be reasonably approximated with a Taylor expansion about the truth, so both $L_{\theta}(\theta)$ and $p(\theta|y_{obs})$ can be approximated as a Normal distribution with θ_0 as the mean and the inverse of the Fisher information at θ_0 as the variance (at least when the observed data are generated i.i.d conditioned on the underlying parameters and sufficient regularity conditions are met as in the Bernstein von Mises theorem (van der Vaart 2000)). Therefore the KL divergence between $L_{\theta}(\theta)$ and $p(\theta|y_{obs})$ approaches 0.

2.3 Property 3: The Likelihood and Prior Metrics can be Considered “Observed Mutual Information”

Typically, the reference prior due to Bernardo and Berger maximizes the average likelihood information which is equivalent to maximizing the mutual information between Y_{obs} and θ . This is because:

$$\begin{aligned} E_{Y_{obs}}[D_{KL}[p(\theta|y_{obs}), p(\theta)]] &= \int_{Y_{obs}} D_{KL}(p(\theta|y_{obs}), p(\theta)) p(y_{obs}) dy_{obs} \\ &= \int_{\theta, Y_{obs}} \text{Log}\left[\frac{p(\theta|y_{obs})}{p(\theta)}\right] p(\theta|y_{obs}) p(y_{obs}) d\theta dy_{obs} \\ &= \int_{\theta, Y_{obs}} \text{Log}\left[\frac{p(\theta, y_{obs})}{p(\theta)p(y_{obs})}\right] p(\theta, y_{obs}) d\theta dy_{obs} \\ &= I(\theta; Y_{obs}) \end{aligned}$$

Where $I(.,.)$ is mutual information. From this perspective the likelihood information can be considered the observed mutual information between Y_{obs} and θ and the prior information can be considered the observed mutual information between Y_{obs} and θ^* , where $\theta^* \sim L_{\theta}(\theta)$. Therefore, the relationship between the likelihood information and the mutual

information between data Y_{obs} and the parameter of interest θ in a parametric Bayesian model is analogous to the relationship between the observed and expected Fisher information.

3 Prior and Likelihood Information in Common Conjugate Models

To illustrate that the prior and likelihood information can be used in practice, I analytically compute closed form expressions for the prior and likelihood information in the Normal-Normal model with known variance, Poisson-Gamma and Multinomial-Dirichlet models, and derive the rate of convergence of the average prior information to 0 as more data is collected. (That this is sufficient for convergence of the prior information to 0 in probability is immediate by Markov's inequality.) In these arguments I average over the observed data, i.e., with respect to the marginal distribution of Y_{obs} , or what is referred to as the "prior predictive distribution" in some cases. This may come as a contrast to some frequentist validations of Bayesian procedures (e.g., the Bernstein von Mises theorem) which assume the true probability model for the observed data is given by the prescribed likelihood. On the other hand, taking an average over Y_{obs} does have a frequentist flavor because I am considering the "operating characteristics" of the full procedure over repeated sampling of the observed data (precisely an average of the prior information in this case).

3.1 Normal-Normal Model With Known Variance

Assume n i.i.d samples $y_i|\mu \sim N(\mu, \sigma^2)$ and $\mu \sim N(\mu_0, \sigma_0^2)$. I calculate the KL - divergence between the posterior and prior making use of the fact that the KL - divergence from $N_1 \sim N(\mu_1, \sigma_1^2)$ to $N_2 \sim N(\mu_2, \sigma_2^2)$ is given by

$$d(N_1, N_2) = \frac{(\mu_1 - \mu_2)^2 + \sigma_1^2 - \sigma_2^2}{2\sigma_2^2} + \text{Log}\left(\frac{\sigma_2^2}{\sigma_1^2}\right)$$

as in Penny 2001. In the Normal-Normal model the posterior is given by:

$$\mu|y \sim N\left(\frac{\frac{\mu_0}{\sigma_0^2} + \frac{n\bar{y}}{\sigma^2}}{\frac{1}{\sigma_0^2} + \frac{n}{\sigma^2}}, \frac{1}{\frac{1}{\sigma_0^2} + \frac{n}{\sigma^2}}\right)$$

Hence substituting the latter equation into the former and simplifying I derive:

$$D_{KL}(\mu|\bar{y}, \mu) = \left[(\mu_0 - \frac{\sigma^2\mu_0 + n\bar{y}\sigma_0^2}{\sigma^2 + n\sigma_0^2})^2 - \sigma_0^2 + \frac{1}{\frac{1}{\sigma_0^2} + \frac{n}{\sigma^2}}\right] \frac{1}{2\sigma_0^2} + \text{Log}(\sigma_0 \sqrt{\frac{1}{\sigma_0^2} + \frac{n}{\sigma^2}})$$

Which gives us the KL divergence between the posterior and prior, or likelihood information. To calculate the prior information I first note that:

$$\mu^* \sim N(\bar{y}, \sigma^2/n)$$

Hence I derive the prior information to be:

$$D_{KL}(\mu|\bar{y}, \mu^*) = \left[(\bar{y} - \frac{\sigma^2\mu_0 + n\bar{y}\sigma_0^2}{\sigma^2 + n\sigma_0^2})^2 - \frac{\sigma^2}{n} + \frac{1}{\frac{1}{\sigma_0^2} + \frac{n}{\sigma^2}}\right] \frac{n}{2\sigma^2} + \text{Log}\left(\frac{\sigma \sqrt{\frac{1}{\sigma_0^2} + \frac{n}{\sigma^2}}}{\sqrt{n}}\right)$$

In the Normal-Normal model I can use the law of iterated expectation to show that:

$$E[\bar{y}] = \mu_0$$

and

$$E[\bar{y}^2] = \sigma_0^2 + \mu_0^2 + \sigma^2/n$$

Thus after algebraic manipulation I derive that: $E_Y[D_{KL}(\mu|\bar{y}, \mu^*)] = (\sigma_0^2 + \mu_0^2 + \sigma^2/n)(\frac{n}{\sigma^2 + n\sigma_0^2} - 1)^2 - 2\mu_0(\frac{\mu}{\sigma^2 + n\sigma_0^2} - 1)(\frac{\sigma^2\mu_0}{\sigma^2 + n\sigma_0^2}) + \frac{\sigma^4\mu_0^2}{\sigma^2 + n\sigma_0^2}(2n/\sigma^2) + \frac{2n}{\sigma^2/\sigma_0^2 + n} - 2 + \text{Log}(\frac{\sigma \sqrt{\frac{1}{\sigma_0^2} + \frac{n}{\sigma^2}}}{\sqrt{n}})$ If I set $\sigma = \sigma_0 = 1$ and $\mu_0 = 0$ (for computational

convenience) I derive the average prior information to be:

$$E_Y[D_{KL}(\mu|\bar{y}, \mu^*)] = \text{Log}\left[\sqrt{\frac{n+1}{n}}\right]$$

Since the limit of this is 0 as n approaches ∞ , by Markov's inequality the prior information approaches 0 in probability. It is interesting that in the case when the data are generated according to the marginal distribution of Y , the posterior does not always contract to a fixed point despite that the prior information approaches 0 in probability, since the variance of \bar{y} is non-zero as n approaches ∞ .

In univariate exponential family models with a conjugate prior, prior sample size and data sample size are an alternate pair of metrics that can be used to quantify the information of the prior and data. In the Normal model, the prior precision serves as an indicator of prior sample size and by definition n is the data sample size. Hence using these metrics, prior information can be taken as $\frac{\sigma_0^{-2}}{\sigma_0^{-2}+n}$ which decays to 0 in $O(n^{-1})$, which is consistent with the definition of prior information since $\text{Log}\left[\sqrt{\frac{n+1}{n}}\right] = .5\text{Log}[1 + 1/n]$ which is approximately $.5/n$ by a Taylor's expansion. However it is important to realize that this is with respect to an average over the data, which in general may not be appropriate as alluded to in the motivating example. Moreover, since the prior sample size and data sample size metrics do not actually involve the observed data, they may not be adequate measures of prior and likelihood information.

3.2 Poisson-Gamma Model

Assume n i.i.d samples $y_i|\lambda \sim \text{Pois}(\lambda)$ and $\lambda \sim \text{Gamma}(\alpha, \beta)$. Note that the KL divergence between $G(\alpha_1, \beta_1)$ to $G(\alpha_2, \beta_2)$ is given by:

$$D_{KL}(G_1, G_2) = (\alpha_1 - \alpha_2)\psi(\alpha_1) - \text{Log}\Gamma(\alpha_1) + \text{Log}\Gamma(\alpha_2) + \alpha_2(\text{Log}\beta_1 - \text{Log}\beta_2) + \alpha_1\frac{\beta_1 - \beta_2}{\beta_1}.$$

(Penny 2001). Using this expression I may derive the likelihood information to be:

$$D_{KL}(\lambda|y, \lambda) = (n\bar{y})\psi(\alpha + n\bar{y}) - \text{Log}\Gamma(\alpha + n\bar{y}) + \text{Log}\Gamma(\alpha) + (\alpha)(\text{Log}(\beta + n) - \text{Log}(\beta)) - (\alpha + n\bar{y})\frac{n}{\beta + n}$$

To derive the prior information I note that

$$\lambda^* \sim \text{Gamma}(n\bar{y} + 1, n)$$

Hence I may calculate:

$$D_{KL}(\lambda|y, \lambda^*) = (\alpha - 1)\psi(\alpha + n\bar{y}) - \text{Log}\Gamma(\alpha + n\bar{y}) + \text{Log}\Gamma(n\bar{y} + 1) + (n\bar{y} + 1)(\text{Log}(\beta + n) - \text{Log}(n)) - (\alpha + n\bar{y})\frac{\beta}{\beta + n}$$

By the law of iterated expectation and noting that the sum of independent Poisson variates is Poisson with mean the sum of the individual means I may derive:

$$E[n\bar{y}] = n\alpha/\beta$$

Additionally by the law of total variance and noting that the sum of independent Poisson variates is Poisson with mean (and variance) the sum of the individual means:

$$V[n\bar{y}] = n\alpha/\beta + n^2\alpha/\beta^2$$

Lemma 3.1: The average prior information goes to 0 in the Poisson-Gamma model in $O(n^{-1})$.

Proof: Note that $\forall x > 0$, $\text{Log}(x) \geq \psi(x)$, $(x\text{Log}(x) - x) - ((\alpha + x - 1)\text{Log}(\alpha + x) - (\alpha + x)) \geq \text{Log}\Gamma(\alpha + x) + \text{Log}\Gamma(x + 1)$, where $\alpha, x > 0$. (The first bound is from the Taylor series and the second is from Stirling's approximation.) Then it follows that $(\alpha - 1)\psi(\alpha + x) - \text{Log}\Gamma(\alpha + x) + \text{Log}\Gamma(x + 1) \leq (\alpha - 1)(\text{Log}(\alpha + x)) + x\text{Log}(x) - x - [(\alpha + x - 1)\text{Log}(\alpha + x) - (\alpha + x)]$.

After algebraic simplification this works out to $x \text{Log}(\frac{x}{x+\alpha}) + \alpha$. Using the first term from a Taylor approximation and noting that $\frac{x}{x+\alpha}$ is strictly smaller than 1 I can bound this from above as $\alpha^2 \frac{1}{x+\alpha}$.

Note also that for an arbitrary random variable X with finite mean and variance, $E[X^{-1}] = E[X]^{-1} + O(V[X]/E[X]^3)$, which can be seen by combining a Taylor expansion of X^{-1} about $E[X]$ with the linearity property of expectation. Hence, the previous mean and variance calculation implies $E[\alpha^2 \frac{1}{n\bar{y}+\alpha}]$ is $O(n^{-1})$. Therefore $(\alpha-1)\psi(\alpha+n\bar{y}) - \text{Log}\Gamma(\alpha+n\bar{y}) + \text{Log}\Gamma(n\bar{y}+1)$ goes to 0 in probability. I bound $E[(n\bar{y}+1)(\text{Log}(\beta+n) - \text{Log}(n)) - \frac{(n\bar{y}+\alpha)\beta}{\beta+n}]$ from above using Taylor's expansion for $\text{Log}(\beta+n) - \text{Log}(n) = \text{Log}(1+\beta/n) \leq (\beta/n)$, and simplify this expression after plugging in the previously derived $E[n\bar{y}]$ to get an upper bound of β/n which is also $O(n^{-1})$.

Hence as a corollary, prior information goes to 0 in probability in the Poisson-Gamma model by Markov's inequality.

3.3 Multinomial-Dirichlet Model

Assume a vector $x \in \mathbb{R}^K$ is drawn from a Multinomial distribution with probabilities (p_1, \dots, p_K) and those probabilities are drawn from a Dirichlet distribution with parameters $(\alpha_1, \dots, \alpha_K)$, canonically referred to as the Dirichlet-Multinomial conjugate model. To derive the prior and likelihood information I note that the KL-divergence between two Dirichlet distributions with parameters α and β is given by:

$$d(D_1, D_2) = \text{Log}\Gamma(\alpha_0) - \sum_{i=1}^K \text{Log}\Gamma(\alpha_i) - \text{Log}\Gamma(\beta_0) + \sum_{i=1}^K \text{Log}\Gamma(\beta_i) + \sum_{i=1}^K (\alpha_i - \beta_i)(\psi(\alpha_i) - \psi(\alpha_0))$$

Where $\alpha_0 = \sum_{i=1}^K \alpha_i$ and $\beta_0 = \sum_{i=1}^K \beta_i$ (Penny 2001). Also note that in the Dirichlet-Multinomial model, $p|x \sim \text{Dirichlet}(\alpha+x)$ and $p \sim \text{Dirichlet}(\alpha)$. Hence I may derive the likelihood information to be:

$$D_{KL}(p|x, p) = \text{Log}\Gamma(\sum_{i=1}^K \alpha_i + n) - \sum_{i=1}^K \text{Log}\Gamma(\alpha_i + x_i) - \text{Log}\Gamma(\alpha_0) + \sum_{i=1}^K \text{Log}\Gamma(\alpha_i) + \sum_{i=1}^K (x_i(\psi(\alpha_i + x_i) - \psi(\sum_{i=1}^K \alpha_i + n)))$$

Noting that $p* \sim \text{Dirichlet}(x+1)$ I can compute the prior information as:

$$D_{KL}(p|x, p*) = \text{Log}\Gamma(\sum_{i=1}^K \alpha_i + n) - \sum_{i=1}^K \text{Log}\Gamma(\alpha_i + x_i) - \text{Log}\Gamma(n+K) + \sum_{i=1}^K \text{Log}\Gamma(x_i+1) + \sum_{i=1}^K (\alpha_i - 1)(\psi(\alpha_i + x_i) - \psi(\sum_{i=1}^K \alpha_i + n))$$

Since the form of the prior information is essentially similar to the prior information from the Poisson-Gamma model, the same bounding arguments can be applied to derive that the average prior information is bounded above by $O(K/n)$. Below is a simulation of the Dirichlet-Multinomial model.

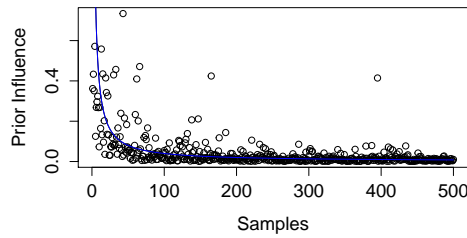


Figure 4: A simulation of the Dirichlet-Multinomial model illustrating the decay of prior information where $\alpha = 2$, and $K = 4$. The blue line is an upper bound for average prior information.

4 Relationship Between Predictive Accuracy and Prior Information

Here are a few prediction experiments with Bayesian models as an attempt to understand the relationship between prior information and predictive accuracy; intuitively, as suggested by Gelman et al. (2008), “weak information” (or regularization) of the prior ought to improve the out of sample classification error of a model.

First, I use the UCI machine learning diabetes classification dataset, and consider a logistic regression model trained with independent Normal priors on the coefficients with varying standard deviations, hence varying the prior and likelihood information content. The dataset consists of two labels (diabetes or no diabetes), eight continuous predictors, and 758 data points, of which 500 are randomly chosen for training, and the remaining are chosen for the test set. I generate 100 samples of the posterior distribution of model coefficients using the elliptical slice sampling algorithm (Murray et al. 2010) and use these samples to draw from the posterior predictive distribution of the diabetes label for the remaining 258 individuals in the study. The posterior predictive mode is used for the predictive classifications for all of the remaining units. I use the average 0-1 accuracy as the measure of predictive accuracy, and the results of the experiment are shown in the first Table of the second Appendix. Consistent with the intuition of regularization I note that the largest classification accuracy is achieved for a small value of the prior information (0.87 nats), with classification accuracy diminishing with smaller and larger values.

Secondly, I use the prostate cancer regression dataset from the lasso2 R package with a continuous outcome of interest (log-cancer volume) and eight predictors. There are 97 data points in this data set of which 50 are randomly chosen for training and the remaining are chosen for the test set. Again, I generate 100 samples of the posterior distribution of model coefficients and subsequently draw from the posterior predictive distribution of log-cancer volume for the remaining individuals in the study. The posterior predictive mean is taken as the final prediction, and I use mean square error as the measure of predictive accuracy. I see a similar phenomenon in that predictive error is minimized for a small value of the prior information and grows as the prior information gets smaller and larger. However, I also note that for one of the design points, the prior information is estimated to be negative, indicating Monte Carlo and/or numerical error. It might be that Monte Carlo and/or numerical error has conflated the result for this experiment.

5 Conclusions and Future Directions

The two metrics constructed appear to be reasonable measures of prior and likelihood information as evidenced by their theoretical properties, analytical tractability in common conjugate models, computability, and use in applied contexts. Additionally one may want to develop and apply these metrics to hierarchical models. In the current formulation, the metrics do not disentangle various hierarchical levels, but instead collapse all prior parameters into a generic θ . Such an approach does not quantify the extent to how much each *individual* hierarchical level impacts final inferences, and so it would be fruitful to consider a general method of disentangling the contribution of each hierarchical level. Secondly, in the context of causal inference from a Bayesian perspective, the final inferential statements of the causal effect are defined in terms of the posterior predictive distribution of the potential outcomes, which in the current formulation are bundled with all of the unknowns, including inferential and nuisance parameters. Thus, another potential future direction is to determine how these metrics can be extended to apply to sensitivity analysis in (Bayesian) causal inference.

6 Acknowledgements

I am greatly appreciative of Professor Joe Blitzstein’s encouragement of the development of the ideas within this paper; his feedback, suggestions, and conversations have been instrumental in their development. Additionally, I must thank Professor Xiao-Li Meng for his stimulating insights and connections between the work of Berger and Bernardo and information theoretic concepts. Finally, I am extremely grateful for the time and effort spent by an anonymous individual who provided many useful comments and corrections for this paper.

7 Appendix

7.1 A Monte Carlo Algorithm for Estimating the Prior and Likelihood Information

Here I develop a Monte Carlo algorithm to estimate the prior and likelihood information and quantify the variance of the resultant estimator with the delta method. Without essential loss of generality, I develop the algorithm to estimate the prior information. First note the following identities:

$$D_{KL}(p(\theta|y_{obs}), L_{\theta}(\theta)) = E_{\theta|y_{obs}}[Log(\frac{p(\theta|y_{obs})}{L_{\theta}(\theta)})] \quad (1)$$

$$= E_{\theta|y_{obs}}[Log(\frac{c_1 p(y_{obs}|\theta)p(\theta)}{c_2 p(y_{obs}|\theta)})] \quad (2)$$

$$= Log(c_1/c_2) + E_{\theta|y_{obs}}[Log(p(\theta))] \quad (3)$$

Where c_1 and c_2 are the normalizing constants for the posterior and likelihood respectively. Assume i.i.d samples $\theta_1, \dots, \theta_N$ from the posterior. Then by the identity

$$E_{\theta|y_{obs}}[\frac{1}{p(\theta)}] = c_1/c_2 \quad (4)$$

$$(5)$$

a natural Monte Carlo estimator for the prior information is:

$$Log[(N_1)^{-1} \sum_{i=1}^{N_1} p(\theta_i)^{-1}] + (N - N_1)^{-1} \sum_{i=N_1+1}^N (Log(p(\theta_i))) \quad (6)$$

where N_1 of N posterior samples have been chosen to estimate $Log(c_1/c_2)$. By the WLLN and the continuous mapping theorem this estimator converges in probability to the prior information, assuming that both N_1 and N approach ∞ (so, for instance, N_1 could be some fraction of N). Since each component of the sum is consistent, the sum must also be consistent by basic results on convergence of sums in probability to the sum of their individual limits.

Furthermore, the asymptotic variance of the estimator can be approximated using the delta method with the $Log(\cdot)$ transformation, yielding $(c_2/c_1)^2 V_{\theta|y_{obs}}[1/p(\theta)] + V_{\theta|y_{obs}}[Log(p(\theta))]$. In some cases it may be easy to generate normalized-likelihood samples, in which case an asymptotically unbiased estimator for $Log(c_1/c_2)$ is $Log[N_1 / \sum_{i=1}^{N_1} p(\theta_i)]$, where θ_i are draws from the normalized likelihood, whose asymptotic variance can be approximated with the delta method as $(c_1/c_2)^2 V_{L(\theta)}[p(\theta)]$.

More efficient Monte Carlo estimators may be derived by using better methods for estimating the ratio of normalizing constants; for instance see Meng and Wong (1996). An application of this algorithm is illustrated in Figure 5 comparing Monte Carlo estimates to the ground truth in a Multinomial-Dirichlet model, for which I have previously derived analytical results for the prior information. While the mean of the Monte Carlo estimates seems to be close to the ground truth, for small values of the hyperparameter there appears to be quite a bit of bias, as well as variation in the standard deviation of the Monte Carlo estimate by hyperparameter choice.

7.2 Conditions for When the Prior and Likelihood Information are Well Defined.

Here are a set of sufficient (but not necessary) conditions for which the prior and likelihood information are well defined, with the consequence the prior and likelihood information are bounded but possibly negative. Precisely:

Lemma A.1: Without essential loss of generality, assume the prior, likelihood, and posterior are continuous, the posterior is integrable, the prior and likelihood are bounded and the Shannon differential entropy of the posterior $H(\theta|y_{obs}) = -D_{KL}(\theta|y_{obs}, 1)$ exists. Then the likelihood information is bounded (and possibly negative).

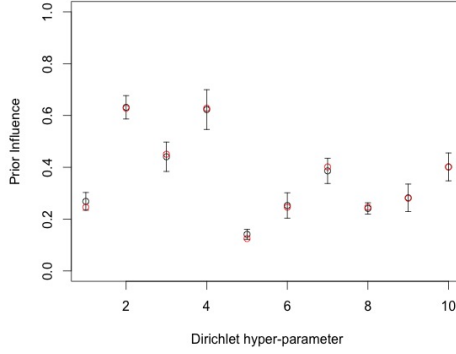


Figure 5: An illustration of the MC estimator described in the appendix within the Dirichlet-Multinomial model, where the red is ground truth, and the black indicates the mean of 10 MC estimates which each use 200 samples. While the mean of the Monte Carlo estimates seems to be close to the ground truth, for small values of the hyperparameter there appears to be quite a bit of bias, as well as variation in the standard deviation of the Monte Carlo estimate by hyperparameter choice.

Proof of Lemma: Let UB_θ be an upper bound for the prior function and UB_l be an upper bound for the likelihood, neither of which are necessarily integrable. An upper bound for the likelihood information is derived as follows:

$$\begin{aligned}
v &= \int_{\theta|y_{obs}} \text{Log}\left[\frac{p(\theta|y_{obs})}{p(\theta)}\right] p(\theta|y_{obs}) d\theta \\
&= \int_{\theta|y_{obs}} \text{Log}\left[\frac{p(y_{obs}|\theta)p(\theta)}{p(y_{obs})p(\theta)}\right] p(\theta|y_{obs}) d\theta \\
&= \int_{\theta|y_{obs}} \text{Log}\left[\frac{p(y_{obs}|\theta)}{p(y_{obs})}\right] p(\theta|y_{obs}) d\theta
\end{aligned}$$

Which is bounded above by $\text{Log}[UB_l] - \text{Log}[p(y_{obs})]$. This exists because the normalizing constant, $p(y_{obs})$ exists since the posterior is assumed to be integrable. To derive a lower bound, since $\text{Log}\left[\frac{p(\theta|y_{obs})}{p(\theta)}\right] \geq \text{Log}\left[\frac{p(\theta|y_{obs})}{UB_\theta}\right]$, $v \geq D_{KL}(p(\theta|y_{obs}), UB_\theta) = -H(\theta|y_{obs}) - \text{Log}(UB_\theta)$. The same argument can be repeated for bounding the prior information.

8 References

- Berger, J.O., Bernardo, J.M., and Sun, D. (2009) The formal definition of reference priors. *The Annals of Statistics* 37, 2, 905-938.
- Evans, M. and Jang, G. (2011) Weak Informativity and the Information in One Prior Relative to Another. *Statistical Science*. Volume 26, Number 3, 423-439.
- Gelman, A., Jakulin, A., Pittau, M. G., and Su, Y-S. (2008). A weakly informative default prior distribution for logistic and other regression models. *The Annals of Applied Statistics* 2, 4, 1360-1383.
- Gelman et al. (2013) *Bayesian Data Analysis*.
- Kullback, S. (1959) *Information Theory and Statistics*.
- Lasso2 R package <https://cran.r-project.org/web/packages/lasso2/index.html>
- Martin, R. and Liu, C. (2012) Inferential models: A framework for prior-free posterior probabilistic inference. *arXiv:1206.4091*.
- Meng, X.L. and Wong, W.H. (1996) Simulating Ratios of Normalizing Constants via a Simple Identity: A Theoretical Exploration, *Statistica Sinica* 6, 831-860.
- Murray, I., Adams, P., MacKay, D. (2010) Elliptical Slice Sampling. *JMLR*
- Penny, W.D.. Kullback-Liebler Divergences of Normal, Gamma, Dirichlet and Wishart Densities. (2001) Technical

report, Wellcome Department of Cognitive Neurology.

Reimherr, M., Meng, X-L., Nicolae, D.L. (2014) Being an informed Bayesian: Assessing prior informativeness and prior-likelihood conflict. arXiv:1406.5958.

UCI Machine Learning Repository. <http://archive.ics.uci.edu/ml/>

van der Vaart, A. W. (2000) Asymptotic Statistics

Yang, R. and Berger, J. (1996) A Catalog of Noninformative Priors.

9 Tables

9.1 Table for Diabetes Classification Experiment

Estimated Prior Information	Estimated Likelihood Information	Classification Accuracy
61.7	42.0	.733
8.22	54.3	.752
2.75	60.6	.744
1.31	48.3	.759
1.34	52.2	.771
0.87	60.6	.775
0.65	64.9	.764
0.64	64.9	.764
0.49	52.7	.771
0.24	63.8	.767
0.12	70.8	.756

9.2 Table for Prostate Cancer Volume Prediction Experiment

Estimated Prior Information	Estimated Likelihood Information	MSE
.151	6.80	.864
.139	13.3	.773
.103	39.0	.689
.094	58.4	.504
.004	51.5	.397
.018	60.6	.407
-.021	167	.428