

Kraus Mapping for atom-cavity and reservoir system

B. Mejía, H. A. Castillo

Seccion Fisica, Pontificia Universidad Catolica de Perú, Av. Universitaria 1801, San Miguel, Lima 32, PE

E-mail: hcastil@pucp.edu.pe

August 2014

Abstract. A quantum open system formed by an atom with two levels inside a cavity in a low temperature reservoir ($T \rightarrow 0$) is studied. The system is described by the three levels of combined atom plus cavity that loses coherence, depending on the quality of the cavity. We analyze the properties of the system, solving the evolution of a Hilbert space of three dimensions from the Lindblad equation including a decoherence term. This calculation was confirmed by mapping the Kraus operators obtained from the development of a structure of time-dependent functions from the system evolution. Because the analytical solution of the Lindblad equation is a solution of a matrix differential equation, we have compared it with a sequence of discrete time steps using the first order approximation to a Kraus operators with the aim of finding a physical interpretation of the evolution in discrete time and its relation to the search for decoherence-free spaces in quantum information.

1. Introduction

The study of the decoherence due to the interaction between a quantum state and its environment [1], related to the practical use of quantum computing systems [2], is an area of greater interest both physical and technological [3, 4, 5]. The phenomenon of decoherence is intrinsic to the degree of entanglement of a quantum system and its interaction with the environment, which in many cases is considered as a thermal bath having many degrees of freedom, causing a loss of coherence when a measurement is independent of the state of the bath.

Entanglement as a quality of a physical system that is unique to quantum mechanics [6, 7], is often an advantage in the preparation of states with a definite, measurable and in proper condition persists in time feature. This is used as information, establishing analogues of classical states via the specific preparation of a state with a given entanglement. The dynamics of the quantum states used for information, and the degree of entanglement between them, are complementary problems requiring an initial evaluation of the interaction of a quantum system with a cavity in which it is contained, and the environment, measuring the degree of entanglement which modifies them. This

dynamic solution, corresponding to the Lindblad equation [8] for the density matrix given an initial condition, can be written as operators so as to take into account: the dissipation in the thermal bath, the information system's interaction with the cavity, and the solution of such operators' evolution of the density matrix, which is not unique. The interaction of the atom-cavity system with its environment that we have analyzed has an analytical solution that can be written as Kraus operators [9]. There are more than one group of Kraus operators that solve the problem because there is some freedom in how we choose the matrix elements in the chosen representation, which shows that decoherence does not occur equally in every part of the entanglement which is measured in the system. This allows selecting possible relationships between the initial states with comparable coherence times with the possibility of making operations or changes between them. Moreover, the measurement problem persists in the Hilbert space that corresponds to the states containing the information. There are operations that can be simulated in an enlarged space [10], in this case an arrangement is given extra dimensions, for the Kraus operators. This paper reviews the problems of the analysis of decoherence and a proposed solution is presented.

2. A system of an atom-cavity in a reservoir

We consider the atom-cavity system in the microwave regime, in contact with a reservoir at very low temperature ($T \rightarrow 0$). This allows direct measurements of the effect of the atom-cavity and the cavity-environment couplings. In such a situation, it is possible to analyze the time evolution of a specific state using the Lindblad equation (the semigroup master equation) [8]. This can be solved analytically in this system, using its explicit form (for $\hbar = 1$) [11, 12]

$$\frac{d\rho(t)}{dt} = -i[H_a + H_c + H_{ac}, \rho(t)] + \kappa[2a\rho(t)a^\dagger - a^\dagger a\rho(t) - \rho(t)a^\dagger a] \quad (1)$$

where $H_a = \frac{1}{2}\omega_{eg}\sigma_z$, $H_c = \omega_c a^\dagger a$, and $H_{ac} = \frac{-i\Omega}{2}(a\sigma_+ - a^\dagger\sigma_-)$ are the Hamiltonian of the atom, cavity, and atom-cavity interaction, respectively. κ is a decay constant that is related to the quality factor of the cavity Q , and $\kappa = \omega_c/Q$. All other values $\sigma_+ \equiv |e\rangle\langle g|$, $\sigma_- \equiv |g\rangle\langle e|$ are *up* and *down* operators of the atom and $\sigma_z \equiv |e\rangle\langle e| - |g\rangle\langle g|$ is related to the spin flip operator in the Pauli algebra of matrices.

In the above equation, we consider the resonant case, $\omega_{eg} = \omega_c = \omega$ and initially an empty state for the cavity. Then there is at most one state of excitation in the atom-cavity system. The Hilbert space is given by three vectors, which we denote by $|1\rangle \equiv |e0\rangle$, $|2\rangle \equiv |g1\rangle$, $|3\rangle \equiv |g0\rangle$

Here, $|e\rangle$ is the excited state of the atom, $|g\rangle$ is its ground state, $|1\rangle$ is the presence of photons in the cavity, and $|0\rangle$ otherwise.

Eq. (1) can be developed into the differential equations

$$\frac{d\rho_{11}(t)}{dt} = -\frac{1}{2}\Omega(\rho_{12}(t) + \rho_{21}(t)) \quad (2a)$$

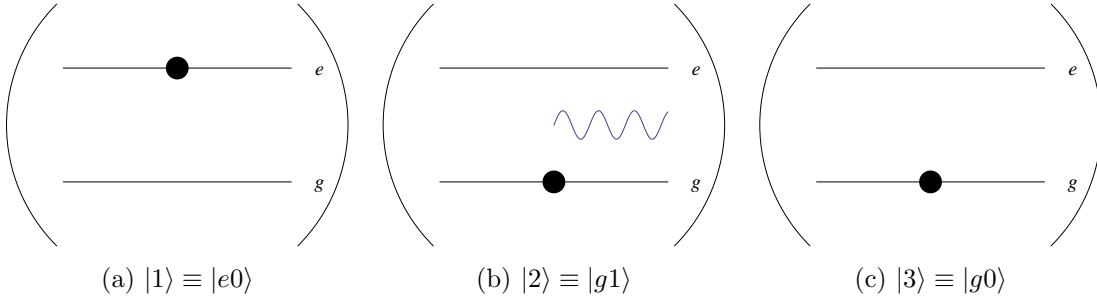


Figure 1: (a), (b) and (c) are representations for the three basis vectors

$$\frac{d\rho_{22}(t)}{dt} = \frac{1}{2}\Omega (\rho_{12}(t) + \rho_{21}(t)) - \kappa\rho_{22}(t) \quad (2b)$$

$$\frac{d\rho_{12}(t)}{dt} = \frac{1}{2}\Omega (\rho_{11}(t) - \rho_{22}(t)) - \frac{1}{2}\kappa\rho_{12}(t) \quad (2c)$$

$$\frac{d\rho_{21}(t)}{dt} = \frac{1}{2}\Omega (\rho_{11}(t) - \rho_{22}(t)) - \frac{1}{2}\kappa\rho_{21}(t) \quad (2d)$$

$$\frac{d\rho_{33}(t)}{dt} = \kappa\rho_{22}(t) \quad (2e)$$

$$\frac{d\rho_{13}(t)}{dt} = -\frac{1}{2}\Omega\rho_{23}(t) - i\omega\rho_{13}(t) \quad (2f)$$

$$\frac{d\rho_{23}(t)}{dt} = \frac{1}{2}\Omega\rho_{13}(t) + \left(-\frac{\kappa}{2} - i\omega\right)\rho_{23}(t) \quad (2g)$$

$$\frac{d\rho_{31}(t)}{dt} = -\frac{1}{2}\Omega\rho_{32}(t) + i\omega\rho_{31}(t) \quad (2h)$$

$$\frac{d\rho_{32}(t)}{dt} = \frac{1}{2}\Omega\rho_{31}(t) + \left(-\frac{\kappa}{2} + i\omega\right)\rho_{32}(t) \quad (2i)$$

describing the density matrix components $\rho_{kl}(t)$ in matrix form, as follows:

$$\frac{d}{dt} \begin{pmatrix} \rho_{11} \\ \rho_{12} \\ \rho_{13} \\ \rho_{21} \\ \rho_{22} \\ \rho_{23} \\ \rho_{31} \\ \rho_{32} \\ \rho_{33} \end{pmatrix} = \begin{pmatrix} 0 & -\frac{\Omega}{2} & 0 & -\frac{\Omega}{2} & 0 & 0 & 0 & 0 & 0 \\ \frac{\Omega}{2} & -\frac{\kappa}{2} & 0 & 0 & -\frac{\Omega}{2} & 0 & 0 & 0 & 0 \\ 0 & 0 & -i\omega & 0 & 0 & -\frac{\Omega}{2} & 0 & 0 & 0 \\ \frac{\Omega}{2} & 0 & 0 & -\frac{\kappa}{2} & -\frac{\Omega}{2} & 0 & 0 & 0 & 0 \\ 0 & \frac{\Omega}{2} & 0 & \frac{\Omega}{2} & -\kappa & 0 & 0 & 0 & 0 \\ 0 & 0 & \frac{\Omega}{2} & 0 & 0 & -\frac{\kappa}{2} - i\omega & 0 & 0 & 0 \\ 0 & 0 & 0 & 0 & 0 & 0 & i\omega & -\frac{\Omega}{2} & 0 \\ 0 & 0 & 0 & 0 & 0 & 0 & \frac{\Omega}{2} & i\omega - \frac{\kappa}{2} & 0 \\ 0 & 0 & 0 & 0 & \kappa & 0 & 0 & 0 & 0 \end{pmatrix} \begin{pmatrix} \rho_{11} \\ \rho_{12} \\ \rho_{13} \\ \rho_{21} \\ \rho_{22} \\ \rho_{23} \\ \rho_{31} \\ \rho_{32} \\ \rho_{33} \end{pmatrix} \quad (3)$$

From the above matrix equation, we find the solutions for $\rho_{kl}(t)$, where k, l, m and n takes the values 1, 2 or 3, which satisfy the relation

$$\rho_{kl}(t) = \sum_{mn} F_{kl}^{mn}(t) \rho_{mn}(0) \quad (4)$$

The functions $F_{kl}^{mn}(t)$ are elements of the matrix F given in the Appendix and the accompanying values $\rho_{mn}(0)$ are the elements of the initial density matrix. The

functions $F_{mn}^{kl}(t)$ can also be determined from three *generating* functions $(\Lambda_+(t), \Lambda_-(t), \Lambda_0(t))$ and $e^{i\omega t}$:

$$\Lambda_+(t) \equiv g(t) \frac{\sinh\left(\frac{\Omega\sqrt{\gamma^2-1}}{2}t + \phi\right)}{\sqrt{\gamma^2-1}} \quad (5)$$

$$\Lambda_-(t) \equiv g(t) \frac{\sinh\left(\frac{\Omega\sqrt{\gamma^2-1}}{2}t - \phi\right)}{\sqrt{\gamma^2-1}} \quad (6)$$

$$\Lambda_0(t) \equiv g(t) \frac{\sinh\left(\frac{\Omega\sqrt{\gamma^2-1}}{2}t\right)}{\sqrt{\gamma^2-1}} \quad (7)$$

where $\gamma \equiv \frac{\kappa}{2\Omega}$, $g(t) = e^{-\kappa t/4}$ and $\phi = \cosh^{-1}(\gamma)$. When the system is mostly dissipative, $\gamma > 1$ and $\Omega > 0$ the argument of these generating functions is real and decreases as in Figure (2a). Otherwise $\gamma < 1$ and $\kappa > 0$ have oscillating behavior and decrease as in Figure (2b).

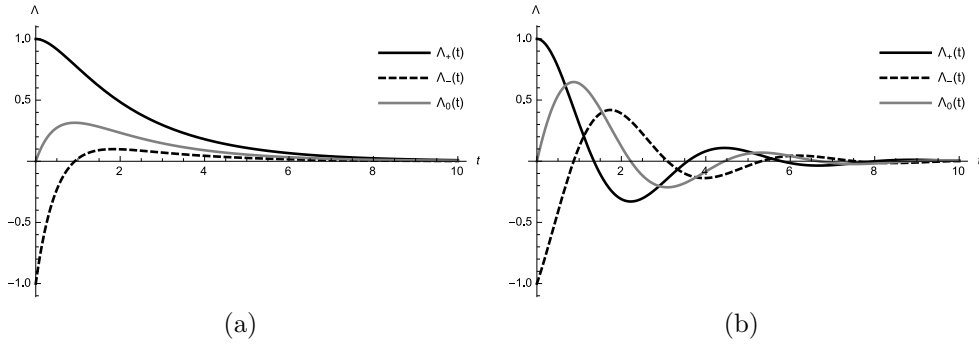


Figure 2: Generating functions: (a) for $\Omega = 2$ and $\kappa = 5$ which gives $\gamma = 5/4$; (b) For $\Omega = 3$ and $\kappa = 2$ which gives $\gamma = 1/3$. The solid black line is Λ_+ , the dashed black line is Λ_- , and the grey is Λ_0

Now we can write the solution in the form

$$\begin{pmatrix} \rho_{11} \\ \rho_{12} \\ \rho_{13} \\ \rho_{21} \\ \rho_{22} \\ \rho_{23} \\ \rho_{31} \\ \rho_{32} \\ \rho_{33} \end{pmatrix} = \begin{pmatrix} \Lambda_+^2 \rho_{11}^{(0)} - \Lambda_0 \Lambda_+ \rho_{12}^{(0)} - \Lambda_0 \Lambda_+ \rho_{21}^{(0)} + \Lambda_0^2 \rho_{22}^{(0)} \\ \Lambda_0 \Lambda_+ \rho_{11}^{(0)} - \Lambda_- \Lambda_+ \rho_{12}^{(0)} - \Lambda_0^2 \rho_{21}^{(0)} + \Lambda_0 \Lambda_- \rho_{22}^{(0)} \\ e^{-i\omega t} \Lambda_+ \rho_{13}^{(0)} - e^{-i\omega t} \Lambda_0 \rho_{23}^{(0)} \\ \Lambda_0 \Lambda_+ \rho_{11}^{(0)} - \Lambda_0^2 \rho_{12}^{(0)} - \Lambda_- \Lambda_+ \rho_{21}^{(0)} + \Lambda_0 \Lambda_- \rho_{22}^{(0)} \\ \rho_{11}^{(0)} \Lambda_0^2 - \Lambda_0 \Lambda_- \rho_{12}^{(0)} - \Lambda_0 \Lambda_- \rho_{21}^{(0)} + \Lambda_-^2 \rho_{22}^{(0)} \\ e^{-i\omega t} \Lambda_0 \rho_{13}^{(0)} - e^{-i\omega t} \Lambda_- \rho_{23}^{(0)} \\ e^{i\omega t} \Lambda_+ \rho_{31}^{(0)} - e^{i\omega t} \Lambda_0 \rho_{32}^{(0)} \\ e^{i\omega t} \Lambda_0 \rho_{31}^{(0)} - e^{i\omega t} \Lambda_- \rho_{32}^{(0)} \\ \Lambda_+ \rho_{11}^{(0)} + 2\gamma \Lambda_0^2 \rho_{12}^{(0)} + 2\gamma \Lambda_0^2 \rho_{21}^{(0)} + \lambda_m \rho_{22}^{(0)} + \rho_{33}^{(0)} \end{pmatrix} \quad (8)$$

where $2\gamma\Lambda_0 = (\Lambda_- + \Lambda_+)$, $\lambda_{\pm} = 1 - \Lambda_0^2 - \Lambda_{\pm}^2$, $\rho_{mn}^{(0)} = \rho_{mn}(0)$ represents the initial values in each array element and $\rho_{ij} = \rho_{ij}(t)$

Now if we want to express the complete solution of the density matrix $\rho(t)$ in its spectral form, it would be

$$\rho(t) = \sum_{kl} \rho_{kl}(t) |k\rangle\langle l| \quad (9)$$

If we substitute in (9) the Equation (4), we have

$$\rho(t) = \sum_{kl} \left(\sum_{mn} F_{kl}^{mn}(t) \rho_{mn}^{(0)} \right) |k\rangle\langle l| \quad (10)$$

After some calculations, in order to arrange conveniently the last equation, we have

$$\rho(t) = \sum_{mn} \left(\sum_{kl} F_{kl}^{mn}(t) |k\rangle\langle l| \right) \rho_{mn}^{(0)} \quad (11)$$

Here what is inside the parentheses should be noted: it contains the evolution of the system which is independent of the initial conditions of ρ . This is very useful when analyzing decoherence, because the initial matrix elements can continually change at our convenience.

3. The Kraus dynamic mapping for the evolution of an atom-cavity system

From Equation (11), the proposed mapping φ should take the form of a sum operator [9]

$$\rho(t) = \varphi(\rho(0)) = \sum_{\mu} K_{\mu}(t) \rho(0) K_{\mu}^{\dagger}(t) \quad (12)$$

This means that, for this other way to express $\rho(t)$, we have operators $K_{\mu}(t)$ that enable the evolution of the matrix $\rho(0)$ up to a time t , where N is the dimension of the Hilbert space and μ is a value up to $N^2 - 1$ [11]. Now if we write the spectral expression of the $\rho(0)$, we have

$$\rho(0) = \sum_{mn} \rho_{mn}^{(0)} |m\rangle\langle n| \quad (13)$$

If now we place $\rho(0)$ of the last equation into (12):

$$\rho(t) = \sum_{\mu} K_{\mu}(t) \left(\sum_{mn} \rho_{mn}^{(0)} |m\rangle\langle n| \right) K_{\mu}^{\dagger}(t) \quad (14)$$

This, after sorting in the most convenient way to compare with Equation (11), gives us

$$\rho(t) = \sum_{mn} \left(\sum_{\mu} K_{\mu}(t) |m\rangle\langle n| K_{\mu}^{\dagger}(t) \right) \rho_{mn}^{(0)} \quad (15)$$

This form will allow us to determine the evolution of each element $|m\rangle\langle n|$ using the Kraus operators. If now we match Equations (15) and (11), since both are $\rho(t)$, we have

$$\sum_{mn} \left(\sum_{kl} F_{kl}^{mn}(t) |k\rangle\langle l| \right) \rho_{mn}^{(0)} = \sum_{mn} \left(\sum_{\mu} K_{\mu}(t) |m\rangle\langle n| K_{\mu}^{\dagger}(t) \right) \rho_{mn}^{(0)} \quad (16)$$

From this last equation, we can see that every element of $\rho(t)$ evolves in such a way as to satisfy

$$\sum_{kl} F_{mn}^{kl}(t) |k\rangle\langle l| = \sum_{\mu} K_{\mu}(t) |m\rangle\langle n| K_{\mu}^{\dagger}(t) \quad (17)$$

3.1. The approximation of the Kraus operators and the explicit determination of the operators $K_{\mu}(t)$

We define the operators \tilde{K}_{μ} [11] as

$$\tilde{K}_{\mu} = \begin{cases} \mathbb{I} + A\tau & \mu = 0 \\ L_{\mu}\sqrt{\tau} & \mu > 0 \end{cases} \quad (18)$$

In the particular case under consideration, A and L_{μ} are 3×3 matrices. This definition of \tilde{K}_{μ} is required to obtain the Lindblad equations in an analytical way. For small values of τ , expanding to first order, and ordering the result of adding in a convenient manner, yields

$$\tilde{\rho}(\tau) = \sum \tilde{K}_{\mu} \rho(0) \tilde{K}_{\mu}^{\dagger} \approx \rho(0) + \tau \left(A\rho(0) + \rho(0)A^{\dagger} + \sum_{\mu} L_{\mu}\rho(0)L_{\mu}^{\dagger} \right) \quad (19)$$

This can be compared with the complete solution for the density matrix $\rho(t)$, Equation (8), for small times τ , obtaining a first approximation

$$\tilde{K}_0 = \mathbb{I} + A\tau = \begin{pmatrix} 1 & 0 & 0 \\ 0 & 1 & 0 \\ 0 & 0 & 1 \end{pmatrix} + \begin{pmatrix} 0 & -\frac{\Omega}{2} & 0 \\ \frac{\Omega}{2} & -\frac{\kappa}{2} & 0 \\ 0 & 0 & i\omega \end{pmatrix} \tau \quad (20)$$

$$\tilde{K}_{\mu>0} = L_{\mu}\sqrt{\tau} = \begin{pmatrix} 0 & 0 & 0 \\ 0 & 0 & 0 \\ 0 & \ell_{\mu} & 0 \end{pmatrix} \sqrt{\tau} \quad (21)$$

This must satisfy $\sum |\ell_{\mu}|^2 = \kappa$. In this way we can get the form of the Kraus operators for small times τ .

Now, if we want to determine the Kraus operators $K_{\mu}(t)$ in general, we must determine the functions $F_{kl}^{mn}(t)$ in Equation (17). As the operator $K_{\mu}(t)$ [11] is part of a summation over the subscript μ running from 0 to the maximum dimension of the Hilbert space, which is $3^2 - 1$, we must test in which of the cases would Equation (17) be fulfilled. To do this in general gives the operators $K_{\mu}(t)$ as follows:

$$K_{\mu}(t) = \begin{pmatrix} K_{\mu 11} & K_{\mu 12} & K_{\mu 13} \\ K_{\mu 21} & K_{\mu 22} & K_{\mu 23} \\ K_{\mu 31} & K_{\mu 32} & K_{\mu 33} \end{pmatrix} \quad (22)$$

Here, each $K_{\mu_{ij}} = K_{\mu_{ij}}(t)$ is an element of the time dependent array “ $K_{\mu}(t)$ ”. As $\rho(t)$ was obtained in terms of F_{kl}^{mn} , and as it is a function of $e^{i\omega t}$ and $e^{-i\omega t}$, which are complex functions, but the generating functions $\Lambda_{+}(t)$, $\Lambda_{-}(t)$ and $\Lambda_0(t)$ are real functions (see

Section 2), we can find a relationship that should exist with each element of $\rho_{kl}(t)$ and $K_{\mu_{ij}}(t)$ that also fulfills the condition of renormalization, i.e.:

$$\sum_{\mu=0}^{N^2-1} K_{\mu}^{\dagger} K_{\mu} = \mathbb{I} \quad (23)$$

Here N is the number of dimensions of the system, so in our case the sum would reach a maximum of nine summands including zero.

If we want to analyze cases of finding Kraus operators with different summands we obtain:

- Case $\rho(t) = K_0(t)\rho(0)K_0^{\dagger}(t)$ ($\mu = 0$)

By comparing the elements of the matrix $K_0(t)$ satisfying Equation (17) it can be seen that no solutions are possible because there are more equations than unknowns in its development.

- Case $\rho(t) = \sum_{\mu=0}^1 K_{\mu}(t)\rho(0)K_{\mu}^{\dagger}(t)$ ($\mu = 0, 1$)

By comparing the elements of the matrix $K_0(t)$ and $K_1(t)$ satisfying Equation (17), it can be seen that there are only particular solutions when the generating functions take on trivial values, which we can express in the following table:

For	$\Omega \rightarrow 0$	$\kappa \rightarrow 0$
Generating functions	$\Lambda_- = -e^{-\frac{\kappa t}{2}}$	$\Lambda_- = -\cos(\Omega t/2)$
	$\Lambda_0 = 0$	$\Lambda_0 = \sin(\Omega t/2)$
	$\Lambda_+ = 1$	$\Lambda_+ = \cos(\Omega t/2)$

Table 1: In the case of $\Omega = 0$ there is no interaction between the atom and the cavity (they evolve independently), while for the case of $\kappa = 0$, there is no interaction between the atom-cavity system and the environment

- Case $\rho(t) = \sum_{\mu=0}^2 K_{\mu}(t)\rho(0)K_{\mu}^{\dagger}(t)$ ($\mu = 0, 1, 2$)

As in the previous cases, to compare the elements of the matrix $K_0(t)$ and $K_1(t)$ satisfying Equation (17), we obtain

$$\sum_{\mu=1}^2 (K_{\mu_{31}} K_{\mu_{31}}^*) = 1 - \Lambda_0^2 - \Lambda_+^2 \quad (24)$$

$$\sum_{\mu=10}^2 (K_{\mu_{32}} K_{\mu_{32}}^*) = 1 - \Lambda_0^2 - \Lambda_-^2 \quad (25)$$

$$\sum_{\mu=1}^2 K_{\mu_{31}}^* K_{\mu_{32}} = \Lambda_0(\Lambda_- + \Lambda_+) \quad (26)$$

$$\sum_{\mu=1}^2 K_{\mu_{31}} K_{\mu_{32}}^* = \Lambda_0(\Lambda_- + \Lambda_+) \quad (27)$$

Because the generating functions are real, we can show that $K_{\mu_{31}}$ and $K_{\mu_{32}}$ are real too; then we obtain three equations with four unknowns. If one of the unknowns is held fixed, we can say there are different Kraus operators (the solution to the defining equation of the Kraus operators). If, for example, we say that $K_{1_{31}} = K_{2_{31}}$ is one solution, then there could also be

$$K_0 = \begin{pmatrix} 1 & 0 & 0 \\ 0 & 1 & 0 \\ 0 & 0 & 1 \end{pmatrix} + \begin{pmatrix} \Lambda_+ - 1 & -\Lambda_0 & 0 \\ \Lambda_0 & -\Lambda_- - 1 & 0 \\ 0 & 0 & e^{i\omega t} - 1 \end{pmatrix} \quad (28)$$

$$K_1 = \begin{pmatrix} 0 & 0 & 0 \\ 0 & 0 & 0 \\ -\frac{\sqrt{\lambda_+}}{\sqrt{2}} & \frac{-2\gamma\Lambda_0^2 + \sqrt{\lambda_+\lambda_- - 4\gamma^2\Lambda_0^4}}{\sqrt{2\lambda_+}} & 0 \end{pmatrix} \quad (29)$$

$$K_2 = \begin{pmatrix} 0 & 0 & 0 \\ 0 & 0 & 0 \\ -\frac{\sqrt{\lambda_+}}{\sqrt{2}} & \frac{-2\gamma\Lambda_0^2 - \sqrt{\lambda_+\lambda_- - 4\gamma^2\Lambda_0^4}}{\sqrt{2\lambda_+}} & 0 \end{pmatrix} \quad (30)$$

Finally, once all the elements of the matrices K_μ that satisfy the preconditions are determined, we have a tool for developing a better analysis of the system.

On the other hand, since $K_\mu(t)$ in the last case is given for any time, we can identify the value of ℓ_μ of Equation (20): it would be in this case $\ell_1 = -\frac{(\sqrt{3}-1)\sqrt{\kappa}}{2\sqrt{2}}$ and $\ell_2 = -\frac{(\sqrt{3}+1)\sqrt{\kappa}}{2\sqrt{2}}$.

Since τ is sufficiently small, we can repeat Equation (19) several times with increasing values so that we have $\rho(t) \approx \tilde{\rho}(n\tau)$, where $n \gg 1$. Since the value of τ physically is not a differential but rather is a small value of time, we determine a range of values using the norm of the matrix, both the density matrix and each Kraus operator. This will allow fixing the values of τ that would approximate to a measurable value.

With what has been obtained up to this point, we can say that when we solve the Lindblad equation, Eq. (1), we treat it like a differential, i.e. we replace $\frac{\Delta\rho}{\Delta t} \rightarrow \frac{d\rho}{dt}$, therefore the time is considered as an infinitesimal value, but physically, the evolution would be discrete for $\Delta t \ll \omega^{-1}$, Ω^{-1} or κ^{-1} . The discrete evolution is expressed by Eq. (19) where $\tau = \Delta t$. In the next section, we analyze and compare the continuous evolution of Eq. (12) and the discrete evolution of Eq. (19).

4. Graphical analysis

For this analysis we take as the state $|\psi(0)\rangle = (\cos\theta|\phi_A\rangle + \sin\theta|\phi_A\rangle) \otimes |0\rangle$. Then the corresponding initial density matrix used in Section 2 (Fig. 1) would be

$$\rho(0) = |\psi(0)\rangle\langle\psi(0)| = \cos^2\theta|3\rangle\langle 3| + \sin^2\theta|1\rangle\langle 1| + \sin\cos\theta|3\rangle\langle 1| + \sin\cos\theta|1\rangle\langle 3| \quad (31)$$

Therefore it will be in matrix form:

$$\rho(0) = \begin{pmatrix} \sin^2(\theta) & 0 & \cos(\theta) \sin(\theta) \\ 0 & 0 & 0 \\ \cos(\theta) \sin(\theta) & 0 & \cos^2(\theta) \end{pmatrix} \quad (32)$$

Now we use this initial density matrix to compare the density matrices of a continuous evolution (using the explicit formula for the matrices K_μ) and the discrete approximation for small increments of time τ , given by Equations (12) and (19), respectively. Define the norm of a matrix to be its maximum singular value. Figures (3) and (4) are matrix norms for different values of κ , Ω and ω as a function of θ as the initial condition of the state. The matrix norms of $\tilde{\rho}(1)$ (approximative) and $\rho(1)$ (analytic) are shown. It can be seen that for values greater than n (the number of discrete steps) it approaches the solution given by the analytical value. Figures (5) and (6) are the distances D , defined as the norm of the matrix of the difference between $\rho(1)$ analytic and $\tilde{\rho}(1)$ numerical. Figure (7) shows that, for the same number of steps, the difference between $\rho(1)$ analytic and $\tilde{\rho}(1)$ depends on κ , Ω and ω . This allows us to control the system within a physically acceptable discrete evolutionary process.

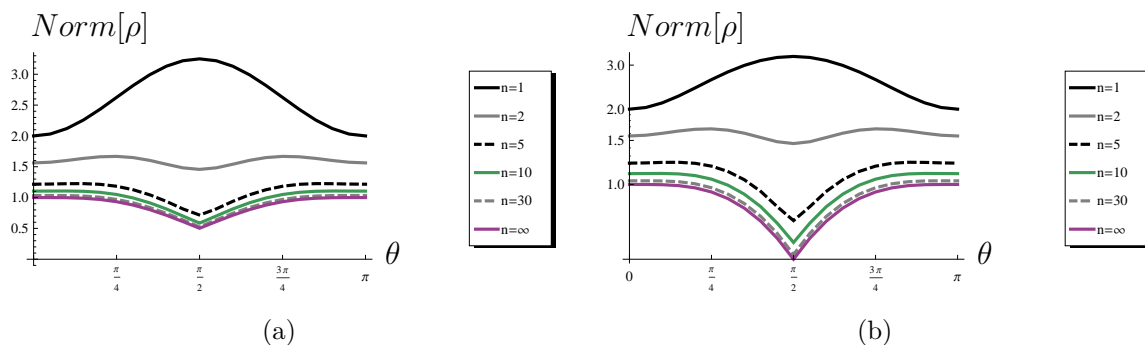


Figure 3: (a) For $\kappa = 2$, $\Omega = 3$ and $\omega = 1$, the numerical norm $\tilde{\rho}(1)$ for different initial conditions $\theta \in [0, \pi]$, where n means the number of steps in the iterations. The analytical solution $\rho(1)$ is indicated by $n = \infty$. (b) Logarithmic scale

5. Conclusions

The matrices K (Kraus matrices) explicitly allowing the control of all the variables in the studied system were found. In the case $\rho(t) = K_0(t)\rho(0)K_0^\dagger(t)$ there is no solution for a single Kraus operator. In the case $\rho(t) = \sum_{\mu=0}^1 K_\mu(t)\rho(0)K_\mu^\dagger(t)$ only nontrivial solutions of an uncoupled system or a closed system are obtained. In the case $\rho(t) = \sum_{\mu=0}^2 K_\mu(t)\rho(0)K_\mu^\dagger(t)$ there exist several complete solutions (available only for $\mu \geq 2$), which allows at least one variable that can control more the other variables and therefore there are additional solutions for new interpretations and conclusions. The explicit development of the Kraus matrices has led to understanding that their equations are compatible with the Kraus condition of Eq. (23). The studied system

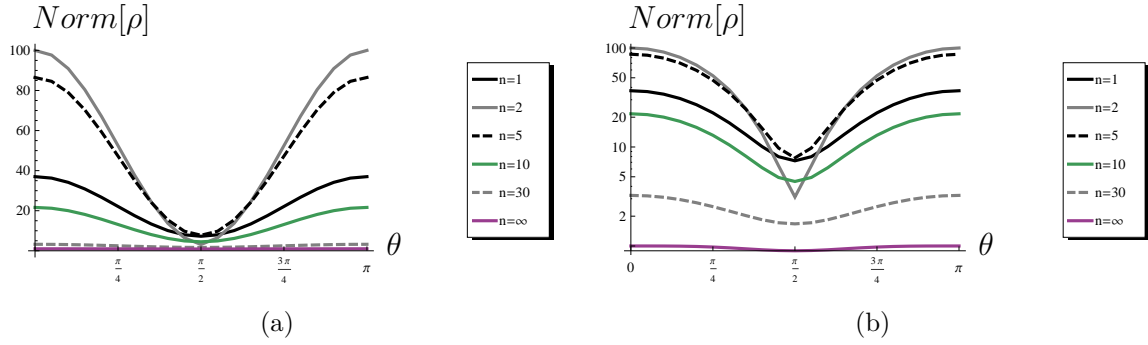


Figure 4: (a) For $\kappa = 4$, $\Omega = 5$ and $\omega = 6$, the numerical norm $\tilde{\rho}(1)$ for different initial conditions $\theta \in [0, \pi]$, where n means the number of steps in the iterations. The analytical solution $\rho(1)$ is indicated by $n = \infty$. (b) Logarithmic scale

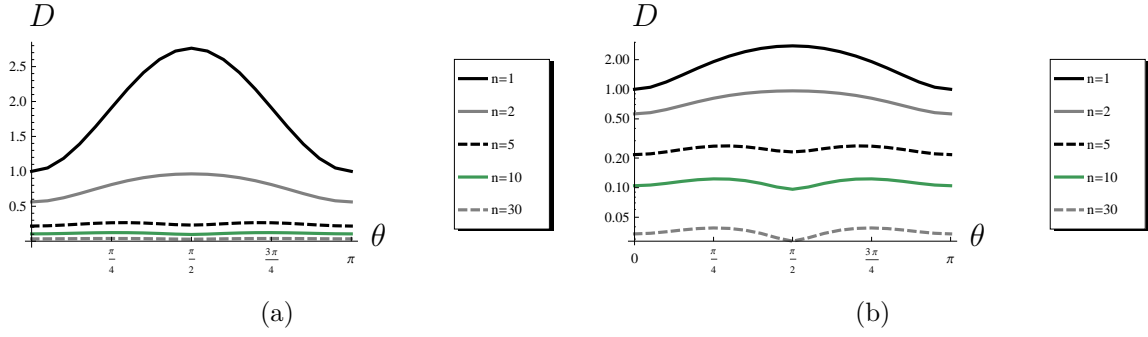


Figure 5: (a) The numerical difference $D = Norm[\tilde{\rho}(1)] - Norm[\rho(1)]$, where n means the number of divisions of time for $\kappa = 2$, $\Omega = 3$ and $\omega = 1$. (b) In logarithmic scale

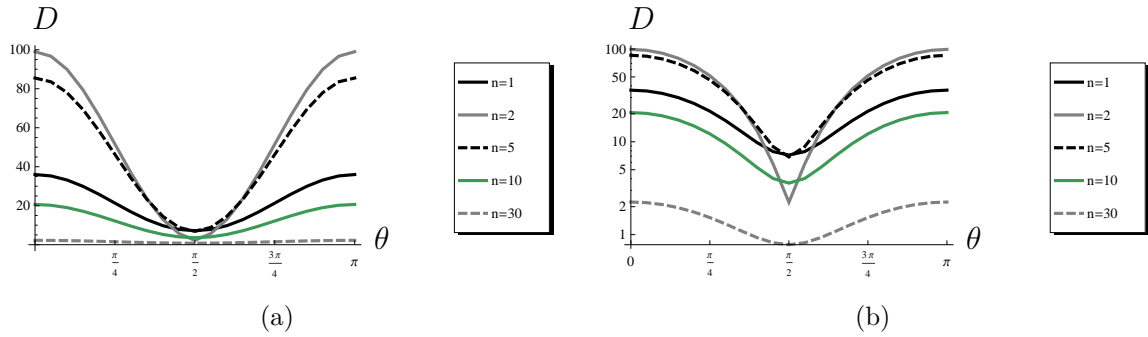


Figure 6: (a) The numerical difference $D = Norm[\tilde{\rho}(1)] - Norm[\rho(1)]$, where n means the number of divisions of time for $\kappa = 4$, $\Omega = 5$ and $\omega = 6$. (b) In logarithmic scale

gives us the basis for studying, with greater detail, mathematical developments using Kraus operators. Having an analytical form for the Kraus operators has led us to compare the number of steps in a numerical solution that can be valid since there is a controllable variation of the steps, this is a unique feature of the solution.

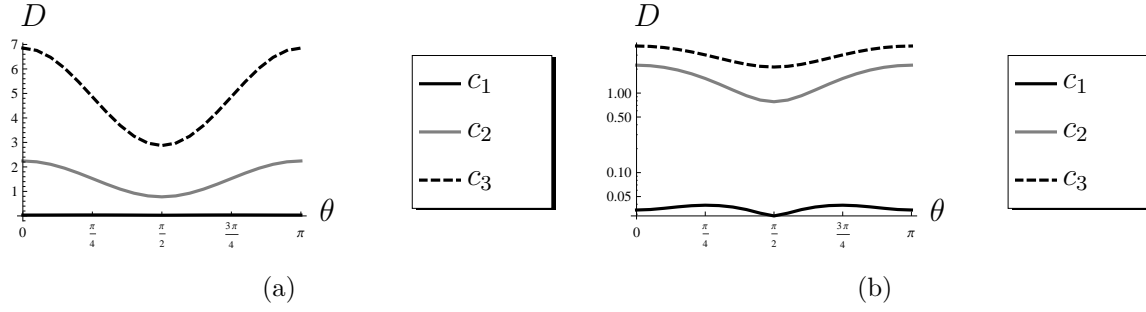


Figure 7: (a) The numerical difference norm $\tilde{\rho}(1)$ and analytical difference norm $\rho(1)$, where $n = 30$, for c_1 ($\kappa = 2$, $\Omega = 3$ and $\omega = 1$), c_2 ($\kappa = 4$, $\Omega = 5$ and $\omega = 6$) and c_3 ($\kappa = 9$, $\Omega = 7$ and $\omega = 8$). (b) In logarithmic scale

6. Appendix: The functions $F_{kl}^{mn}(t)$

6.1. Matrix representation of F

$$F(t) = \begin{pmatrix} F^{11} & F^{12} & F^{13} \\ F^{21} & F^{22} & F^{23} \\ F^{31} & F^{32} & F^{33} \end{pmatrix}$$

$$= \begin{pmatrix} F_{11}^{11} & F_{12}^{11} & F_{13}^{11} & F_{11}^{12} & F_{12}^{12} & F_{13}^{12} & F_{11}^{13} & F_{12}^{13} & F_{13}^{13} \\ F_{21}^{11} & F_{22}^{11} & F_{23}^{11} & F_{21}^{12} & F_{22}^{12} & F_{23}^{12} & F_{21}^{13} & F_{22}^{13} & F_{23}^{13} \\ F_{31}^{11} & F_{32}^{11} & F_{33}^{11} & F_{31}^{12} & F_{32}^{12} & F_{33}^{12} & F_{31}^{13} & F_{32}^{13} & F_{33}^{13} \\ F_{11}^{21} & F_{12}^{21} & F_{13}^{21} & F_{11}^{22} & F_{12}^{22} & F_{13}^{22} & F_{11}^{23} & F_{12}^{23} & F_{13}^{23} \\ F_{21}^{21} & F_{22}^{21} & F_{23}^{21} & F_{21}^{22} & F_{22}^{22} & F_{23}^{22} & F_{21}^{23} & F_{22}^{23} & F_{23}^{23} \\ F_{31}^{21} & F_{32}^{21} & F_{33}^{21} & F_{31}^{22} & F_{32}^{22} & F_{33}^{22} & F_{31}^{23} & F_{32}^{23} & F_{33}^{23} \\ F_{11}^{31} & F_{12}^{31} & F_{13}^{31} & F_{11}^{32} & F_{12}^{32} & F_{13}^{32} & F_{11}^{33} & F_{12}^{33} & F_{13}^{33} \\ F_{21}^{31} & F_{22}^{31} & F_{23}^{31} & F_{21}^{32} & F_{22}^{32} & F_{23}^{32} & F_{21}^{33} & F_{22}^{33} & F_{23}^{33} \\ F_{31}^{31} & F_{32}^{31} & F_{33}^{31} & F_{31}^{32} & F_{32}^{32} & F_{33}^{32} & F_{31}^{33} & F_{32}^{33} & F_{33}^{33} \end{pmatrix}$$

$$= \begin{pmatrix} \Lambda_+^2 & V\Lambda_+ & 0 & -V\Lambda_+ & -\Lambda_-\Lambda_+ & 0 & 0 & 0 & e^{-i\omega t}\Lambda_+ \\ V\Lambda_+ & V^2 & 0 & -V^2 & -V\Lambda_- & 0 & 0 & 0 & e^{-i\omega t}V \\ 0 & 0 & \lambda_+ & 0 & 0 & \frac{\kappa V^2}{\Omega} & 0 & 0 & 0 \\ -V\Lambda_+ & -V^2 & 0 & V^2 & V\Lambda_- & 0 & 0 & 0 & -e^{-i\omega t}V \\ -\Lambda_-\Lambda_+ & -V\Lambda_- & 0 & V\Lambda_- & \Lambda_-^2 & 0 & 0 & 0 & -e^{-i\omega t}\Lambda_- \\ 0 & 0 & \frac{\kappa V^2}{\Omega} & 0 & 0 & \lambda_- & 0 & 0 & 0 \\ 0 & 0 & 0 & 0 & 0 & 0 & 0 & 0 & 0 \\ 0 & 0 & 0 & 0 & 0 & 0 & 0 & 0 & 0 \\ e^{i\omega t}\Lambda_+ & e^{i\omega t}V & 0 & -e^{i\omega t}V & -e^{i\omega t}\Lambda_- & 0 & 0 & 0 & 1 \end{pmatrix}$$

F^{mn} is a 3x3 matrix and F_{kl}^{mn} is its element that lies in its k th row and l th column.

6.2. The matrix form of $K_\mu(t)$ and $K_\mu^\dagger(t)$

$$K_\mu(t) = \begin{pmatrix} K_\mu(t)_{11} & K_\mu(t)_{12} & K_\mu(t)_{13} \\ K_\mu(t)_{21} & K_\mu(t)_{22} & K_\mu(t)_{23} \\ K_\mu(t)_{31} & K_\mu(t)_{32} & K_\mu(t)_{33} \end{pmatrix} \quad (33)$$

$$K_\mu(t) = \begin{pmatrix} K_\mu(t)_{11}^* & K_\mu(t)_{21}^* & K_\mu(t)_{31}^* \\ K_\mu(t)_{12}^* & K_\mu(t)_{22}^* & K_\mu(t)_{32}^* \\ K_\mu(t)_{13}^* & K_\mu(t)_{23}^* & K_\mu(t)_{33}^* \end{pmatrix} \quad (34)$$

7. Acknowledgments

The authors acknowledge support from the PAIP project; the Departamento de Ciencias PUCP, and a PRECIOSA fellowship.

8. Reference

- [1] M. Schlosshauer. *Decoherence and the Quantum-to-Classical Transition* (Springer-Verlag, Berlin, 2007)
- [2] M. A. Nielsen and I. L. Chuang, *Quantum Computation and Quantum Information* (Cambridge University Press, Cambridge, 2000).
- [3] D. A. Lidar, I. L. Chuang, and K. B. Whaley. Phys. Rev. Lett. **81**, 2594 (1998)
- [4] P. Xue and Y.-F. Xiao. Phys. Rev. Lett. **97**, 140501 (2006)
- [5] P. Pechukas, Phys. Rev. Lett. **73**, 1060 (1994).
- [6] E. Einstein, B. Podolsky, and N. Rosen, Phys. Rev. **47**, 777 (1935).
- [7] R. Horodecki, P. Horodecki, M. Horodecki, and K. Horodecki, Rev. Mod. Phys. **81**, 865 (2009).
- [8] G. Lindblad, Commun. Math. Phys. **48**, 119 (1976).
- [9] K. Kraus, *Fundamental Notes of Quantum Theory* (Springer-Verlag, Berlin, 1988).
- [10] R. Di Candia, B. Mejia, H. Castillo, J. S. Pedernales, J. Casanova, and E. Solano. Phys. Rev. Lett. **111**, 240502 (2013)
- [11] S. Haroche and J.-M. Raimond, *Exploring the Quantum* (Oxford University Press, Oxford, 2007).
- [12] A. Rosario, E. Massoni, and F. De Zela, Journal of Physics B: Atomic, Molecular and Optical Physics **45**, 095501 (2012).