

Machine Learning, Quantum Mechanics, and Chemical Compound Space

Raghunathan Ramakrishnan^{1,*} and O. Anatole von Lilienfeld^{1,†}

¹*Institute of Physical Chemistry and National Center for Computational Design and Discovery of Novel Materials (MARVEL), Department of Chemistry, University of Basel, Klingelbergstrasse 80, CH-4056 Basel, Switzerland*

We review recent studies dealing with the generation of machine learning models of molecular and materials properties. The models are trained and validated using standard quantum chemistry results obtained for organic molecules and materials selected from chemical space at random.

INTRODUCTION

Over the last couple of years a number of machine learning (ML) studies have appeared which all have in common that quantum mechanical properties are being predicted based on regression models defined in chemical compound space (CCS). CCS refers to the combinatorial set of all compounds that could possibly be isolated and constructed from all possible combinations and configurations of atoms, it is unfathomably huge. For example, in a 2004 *Nature Insight* issue, the number of small organic molecules, expected to be stable, has been estimated to exceed 10^{60} [1–3]. By contrast, current records held by the Chemical Abstract Services of the American Chemical Society account for only ~ 100 Million compounds characterized so far. Conventionally, CCS has been a common theme in the experimental branches of chemistry, as well as in chem-informatics and bioinformatics. A review of the quantum mechanical first principles, or *ab initio*, view on CCS has recently been published by one of us [4]. The quantum mechanical framework is crucial for the unbiased exploration of CCS since it enables, at least in principle, the free variation of nuclear charges, atomic weights, atomic configurations, and electron-number. These variables feature explicitly in the system’s Hamiltonian. For most molecules the Born-Oppenheimer approximation is applicable in their relaxed geometry, rendering the calculation of solutions to the electronic Schrödinger equation the most time-consuming aspect. Any *ab initio* approximation, be it density functional theory (DFT), post-Hartree-Fock (post-HF), or quantum Monte Carlo (QMC) based, can be used to that end [5]. By virtue of the correspondence principle in quantum mechanics (QM) [6], and through the appropriate application of statistical mechanics (SM) [7], it should be clear that any observable can be calculated, or at least estimated, for any chemical species in CCS—as long as sufficient computational resources are available. For selected observables including energies, forces, or few other properties, semi-empirical quantum chemistry methods or universal or reactive force-fields (FFs) [8–11] can also be used instead of QM, provided that they are sufficiently accurate and transferable.

Due to all the possible combinations of assembling many and various atoms the size of CCS scales formally

with compound size as $\mathcal{O}(Z_{max}^{N_I})$ in an exponential manner. Here, Z refers to the nuclear charge of an atom (Z is a natural number), and Z_{max} corresponds to the maximal permissible nuclear charge in Mendeleev’s table, typically $Z_{max} < 100$ (theoretical estimates exist though for $Z < 173$ [12]), and N_I corresponds to the number of nuclear sites. N_I is a natural number and it defines the extension of a “system”, and it can reach Avogadro number scale for assemblies of cells, or amorphous and disordered matter. More rigorously defined within a Born-Oppenheimer view on QM, CCS is the set of combinations, for which the potential energy E is minimal in real atomic positions $\{\mathbf{R}_I\}$, for given nuclear charges $\{Z_I\}$, and positive electron number. Within this framework, we typically do not account for temperature effects, isotopes, grand-canonical ensembles, environmental perturbations, external fields, relativistic effects or nuclear quantum effects. At higher temperatures, for example, the kinetic energy of the atoms can be too large to allow for detectable lifetimes of molecular structures corresponding to shallow potential energy minima. For a more in-depth discussion of stability in chemistry versus physics see also Ref. [13]. The dimensionality of CCS corresponds then to $4N_I+3$ because for each atom there are three spatial degrees of freedom in Cartesian space, one degree of freedom corresponding to nuclear charge. An additional degree of freedom specifies the system’s handedness. Finally, there are two electronic degrees of freedom: One representing the number of electrons (N_e), the other the electronic state (molecular term symbol). Rotational and translational degrees of freedom can always be subtracted. While certainly huge and high-dimensional, it is important to note that CCS is by no means infinite. In fact, the number of possible nuclear charges is quite finite, and due to near-sightedness long-range contributions rarely exceed the range of 1 nm in neutral systems [14]. Also, molecular charges are typically far from zero, i.e. $N_e \sim \sum_I Z_I$. Furthermore, it should also be obvious that not all chemical elements “pair” in terms of nearest neighbors. As such, we consider it self-evident that there is a host of exclusion rules and redundancies which result in a dramatic lowering of the effective dimensionality of CCS. And hence, seen as a QM property space spanned by combinations of atomic configurations and identities, it is natural to ask how interpolative regression methods perform when used to *infer* QM observables, rather than

solving the conventional quantum chemistry approximations to Schrödinger’s equation (SE) [15].

Within materials and chem-informatics, ML and inductive reasoning are known for their use in so called quantitative structure property (or activity) relationships (QSPR/QSAR). Despite a long tradition of ML methods in pharmaceutical applications [16–20], and many success stories for using them as filters in order to rapidly condense large molecular libraries [21], their overall usefulness for molecular design has been questioned [22]. In our opinion, these models fail to systematically generalize to larger and more diverse sets of molecules, compounds, or properties because they lack a rigorous link to the underlying laws of QM and SM. By contrast, within the realm of theoretical physical chemistry, the fitting of functions to model physical relationships is well established and hardly controversial. The use of regression methods has a long-standing track record of success in theoretical chemistry for rather obvious reasons: The cost of solving SE has been and still is substantial (due to polynomial scaling with number of electrons in the molecule), and the dimensionality of the movements of atoms is high, i.e. directly proportional to the number of atoms in the system. The issue becomes particularly stringent in the context of accurately fitting potential energy surfaces (PES) to rapidly calculate spectroscopic properties, perform molecular dynamics (MD), or calculate phonons in solids. Fitting PES is a classic problem in molecular quantum chemistry, and has triggered substantial research ever since Herzberg’s seminal contributions. The studies of Wagner, Schatz and Bowman introduced the modern computing perspective in the 80s [23, 24]. Neural network fits to PES started to appear with Sumpter and Noid in 1992 [25], followed by Lorenz, Gross and Scheffler in 2004 [26], Manzhos and Carrington in 2006 [27], and Behler and Parrinello in 2007 [28], and others [29]. The latter contributions mostly use the resulting models for extended MD calculations. Kernel based ML methods for fitting potentials have also been used for similar problems already in 1996 [30], and more recently in 2010 [31]. For more information on fitting force-fields using flexible and highly parametric functions, rather than models inspired by physical models of interatomic interactions with minimal parameter sets, the reader is referred to the recent reviews in Refs. [32–34].

ML models trained across chemical space are significantly less common in physical chemistry. Notable exceptions, apart from the papers we review here-within, include attempts to use ML for the modeling of chemical reactivity [35], melting points [36], solubility [37], enthalpies of formation [38], density functionals [39], basis-set effects [40], polymer properties [41], crystal properties [42, 43], or frontier orbital eigenvalues [44]. Within the rigorous realm of physical chemistry automatic generation of ML models of quantum mechanical observables, trained across chemical space, has only very recently been

accomplished [45]. More specifically, within the seminal work of 2012 [45], we proposed that instead of solving the SE within the Born-Oppenheimer approximation in order to find the potential energy of a system as the eigenvalue of the electronic Hamiltonian, $\hat{H}(\{Z_I, \mathbf{R}_I\}) \xrightarrow{\Psi} E$, using its wavefunction Ψ for a given set of nuclear charges $\{Z_I\}$ and atomic positions $\{\mathbf{R}_I\}$, one can rather use ML instead, i.e., one can generate a regression model that directly maps nuclear charges and positions to potential energy, $\{Z_I, \mathbf{R}_I\} \xrightarrow{\text{ML}} E$. Note that, by construction, SE is universally applicable throughout CCS—a crucial aspect, automatically inherited by any statistical model trained on it! Also, the electronic Hamiltonian H for solving the non-relativistic time-independent SE within the Born-Oppenheimer approximation, $H\Psi = E\Psi$, of *any* compound with a given charge, $Q = N_p - N_e$, is uniquely determined by its (unperturbed) external potential, $v(\mathbf{r}) = \sum_I Z_I/|\mathbf{r}-\mathbf{R}_I|$, i.e. by $\{\mathbf{R}_I, Z_I\}$. Through our work we strive to apply this physics based rigor that also underlies the success of QM based theories in the quantum chemistry of molecules, *ab initio* molecular dynamics and Monte Carlo approaches for liquids, as well as computational solid state physics.

Paradigm Our *Ansatz* to chemistry relies on combining conventional QM based "Big Data" generation with supervised learning. The paradigm rests squarely on inductive reasoning, being applied in the rigorous context of supervised learning and QM. Generally speaking, we believe that this ML approach can be applied successfully to the modeling of physical properties of chemicals if

- (i) there is a rigorous cause and effect relationship connecting system to property, such as the quantum mechanical expectation value of a ground-state property being coupled to the system’s Hamiltonian via its wavefunction;
- (ii) the representation accounts for all relevant degrees of freedom necessary to reconstruct the system’s Hamiltonian;
- (iii) the query scenario is interpolative in nature, meaning that for any query the relevant degrees of freedom assume values in between (or very close to) training instances;
- (iv) sufficient training data is available.

Here, we refer to ML as an inductive supervised-learning approach that does not require *any* a priori knowledge about the functional relationship that is to be modeled, and that improves as more training data is being added. This approach corresponds to the mathematically rigorous implementation of inductive reasoning in the spirit of Refs. [46–49]: Given sufficient examples of input and corresponding output variables any function relating the two can be modeled through statistics,

and subsequently be used to infer solutions for new input variables—as long as they fall into the interpolating regime. The amount of training data necessary to be considered “sufficient” depends on (a) the desired accuracy of the ML model, (b) its domain of applicability, and (c) its efficiency. Overfitting and transferability can be controlled through careful regularization and cross-validation procedures. As such, it offers a mathematically rigorous way to circumvent the need to establish an assumed approximate physical model in terms of input-parameters or constraints. In chemistry, the historical importance of inductive reasoning is considerable. Examples include the discovery of Mendeleev’s table, Hammett’s equation [50, 51], Pettifor’s structure maps [52], or also the Evans-Polanyi, Hammond’s, or Sabatier’s principles, currently popular as volcano plots used for computational heterogeneous catalyst design [53]. Philosophically speaking, even Newton’s law and the postulates of quantum mechanics rely on inductive reasoning. For a rigorous QM based ML approach, however, all inherent heuristic aspects should be rooted out in order to arrive at truly *transferable* model functions whose accuracy and applicability can be improved *systematically*, i.e. through mere addition of more data.

We reiterate that in *any* data-driven model generation process, a large number of training examples are required to develop converged, well performing models. The details of the origin are irrelevant to the model. If, for example, thousands of Lennard-Jones (LJ) potential energies are being provided, the ML model will attempt to model the LJ function. Since there is no noise in this function, the noise level in the ML model will be negligible. If, by contrast, through some randomized process, sometimes a LJ energy, and sometimes a Morse-potential energy is provided as training data, the ML model must cope with the resulting noise. Note that training data could also have experimental origin. While it is possible, of course, to train ML models on known functions, there is little merit in such models since no computational advantage is being gained. In our opinion, investing in a ML model becomes only worthwhile if (a) the overall problem is combinatorially hard and costly evaluations are repeatedly required while relatively few input variables change by small amounts (for example, screening solvent mixtures using *ab initio* MD calculations); and if (b) the generation of training instances is less costly than solving the entire problem from first principles.

In this chapter, we review some of the most recent contributions in the field. More specifically, we first give a brief tutorial summary of the employed ML model in the **Method** section. Then we will discuss in section **Representation** the various representations (descriptors) used to encode molecular species, in particular the molecular Coulomb-matrix (CM), sorted or its eigenvalues, as introduced in [45], and as it can also be used in condensed phase [54], its randomized permuted sets [55], a pair-wise

bag-of-bonds variant used to study the non-local many-body nature of exponential kernels [56], and a molecular fingerprint descriptor based on a Fourier series of atomic radial distribution functions [57]. Subsequently, we discuss ML models of properties of electrons in terms of transmission coefficients in transport [58] and electronic hybridization functions [59, 60] in section **Electrons**; a quantum chemistry data of 134k molecules [61] in section **Data**; a recipe for obtaining many properties from a single kernel [62] in section **Kernel**; and chemically accurate (< 1 kcal/mol) ML models of thermochemical properties, electron correlation energies, reaction energies [63] as well as first and second electronic excitation energies [64] in section **Δ -Machine Learning**. In section **Atoms in Molecules** local, linearly scaling ML models for atomic properties such as forces on atoms, nuclear magnetic resonance (NMR) shifts, core-electron ionization energies [65], as well as atomic charges, dipole-moments, and quadrupole-moments for force-field predictions [66]. ML models of cohesive energies of solids [54, 67] are reviewed in section **Crystals**. Finally, conclusions and outlook are given at the end.

METHOD

As described previously [45, 62, 64], within our ML approach a generic but highly flexible model kernel function is trained across chemical space with as many free parameters as there are training molecules. In the following, our notations follow Ref. [62]. We denote matrices by upper bold, and vectors by lower bold cases, respectively. As long as all variables in SE are accounted for in the molecular representation \mathbf{d} , arbitrary numerical accuracy can be achieved by the resulting model of some property p —provided that sufficient and diverse data is made available through training records. The overall ML setup is schematically presented in Fig. 1.

In our approach, as implemented in our program QuantumMachine [68] a property p_1 of a query molecule, q , from a targetline theory is modeled as a linear combination of kernel-functions quantifying distances D_{qt} between descriptors \mathbf{d}_q and \mathbf{d}_t of query and training molecules q and t , respectively,

$$p_1^{\text{target}}(\mathbf{d}_q) \approx \sum_{t=1}^N c_t k(D_{qt}) \quad (1)$$

Using the CM descriptor results in very accurate ML models of atomization energies when combined with a Laplacian kernel, $k(D_{qt}) = \exp(-D_{qt}/\sigma)$, with D_{qt} being the L_1 norm between the two descriptors, $|\mathbf{d}_q - \mathbf{d}_t|$ [69]. The regression coefficients, c_t , one per training molecule, are obtained through KRR over the training data

$$(\mathbf{K} + \lambda \mathbf{I}) \mathbf{c} = \mathbf{p}_1^{\text{train}}. \quad (2)$$

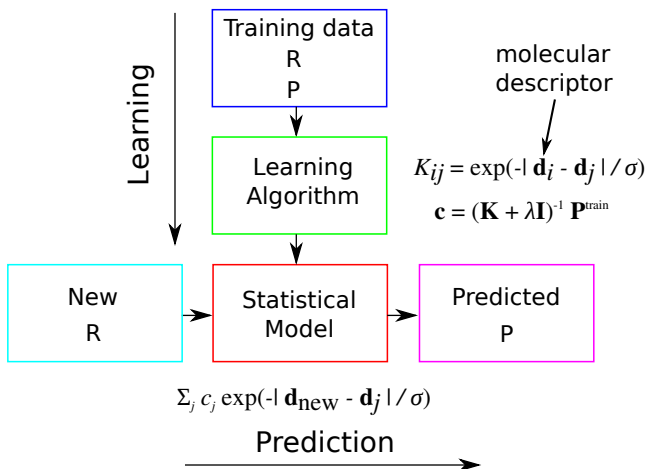


FIG. 1. Flow chart showing the basic machinery of a Kernel-Ridge-Regression ML setup. Vertical flow corresponds to the training the model, calculating regression coefficients through inversion of the symmetric square kernel matrix with the dimensionality of trainingset size N . Horizontal flow corresponds to out-of-sample predictions of properties of query compounds, using the regression coefficients to scale the distance dependent contribution of each training instance. Input compounds are denoted by R , their ML representations, a.k.a. descriptors, by \mathbf{d} , and properties by P . σ and λ correspond to hyperparameters that control kernel width and noise-level, respectively. Their optimization is discussed in the **Kernel** section.

We briefly sketch the derivation of above equation using the least squares error measure with Tikhonov regularization [70, 71] using a Tikhonov matrix \mathbf{K}^m , where m is usually 0 or 1. Let us denote the reference property values of training molecules as the column vector $\mathbf{p}^{\text{ref}} = \mathbf{x}$. The KRR Ansatz for the estimated property values of training molecules is $\mathbf{p}^{\text{est}} = \mathbf{K}\mathbf{c}$. The L_2 -norm of the residual vector, penalized by regularization of fit coefficients, is the Lagrangian

$$\begin{aligned} \mathcal{L} &= \|\mathbf{p}^{\text{ref}} - \mathbf{p}^{\text{est}}\|_2^2 + \lambda \mathbf{c}^T \mathbf{K}^m \mathbf{c} \\ &= (\mathbf{x} - \mathbf{K}\mathbf{c})^T (\mathbf{x} - \mathbf{K}\mathbf{c}) + \lambda \mathbf{c}^T \mathbf{K}^m \mathbf{c} \end{aligned} \quad (3)$$

where $(\cdot)^T$ denotes transpose operation, and m is a real number. To minimize the Lagrangian, we equate its derivative with respect to the regression coefficient vector, \mathbf{c} , to zero

$$\frac{d}{d\mathbf{c}} \mathcal{L} = -2\mathbf{x}^T \mathbf{K} + 2\mathbf{c}^T \mathbf{K}^2 + 2\lambda \mathbf{c}^T \mathbf{K}^m = 0. \quad (4)$$

Here we have used the fact that the kernel matrix \mathbf{K} is symmetric, i.e., $\mathbf{K}^T = \mathbf{K}$ along with the identity, $(d/d\mathbf{c}) \mathbf{d}^T \mathbf{c} = (d/d\mathbf{c}) \mathbf{c}^T \mathbf{d} = \mathbf{d}^T$, where \mathbf{c} is a column vector and \mathbf{d}^T is a row vector. After rearranging Eq. (4) and division by 2,

$$(\mathbf{K}^2 \mathbf{c} + \lambda \mathbf{K}^m \mathbf{c} - \mathbf{K}\mathbf{x})^T = 0. \quad (5)$$

Taking the transpose and subsequent multiplication from the left with \mathbf{K}^{-1} results in

$$(\mathbf{K} + \lambda \mathbf{K}^{m-1}) \mathbf{c} = \mathbf{x}. \quad (6)$$

For the values of $m = 1$ and 0, we arrive at the equations employed in most KRR based ML-studies employing the penalty functions $\lambda \mathbf{c}^T \mathbf{K}\mathbf{c}$, and $\lambda \mathbf{c}^T \mathbf{c}$, respectively. When $m = 0$, the penalty rightly favors a regression coefficient vector \mathbf{c} with small norm, decreasing the sensitivity of the model to noisy input. On the other hand, this choice of m increases the computational overhead by having to compute the \mathbf{K}^2 matrix — note that Eq. (5) for $m = 0$ is

$$(\mathbf{K}^2 + \lambda \mathbf{I}) \mathbf{c} = \mathbf{K}\mathbf{x}. \quad (7)$$

For this reason, we typically employ $m = 1$ in Eq. (6) which leads to the regression problem

$$(\mathbf{K} + \lambda \mathbf{I}) \mathbf{c} = \mathbf{x}, \quad (8)$$

also stated above in Eq. (2).

REPRESENTATION

In general, the choice of the representation \mathbf{d} of the relevant input variables is crucial, as reflected by the learning rate, i.e., by the slope of the out-of-sample error versus trainingset size curve. The more appropriate the representation, the fewer training instances will be required to reach a desirable threshold in terms of predictive accuracy. In our original contribution [45], we proposed to encode molecules through the ‘‘Coulomb’’-matrix (CM). The genesis of the CM is due to the aim to account for the atomic environment of each atom in a molecule in a way that is consistent with QM, i.e., by using the same information that enters the molecular Hamiltonian, and by encoding it in such a way that the molecular Hamiltonian can always be reconstructed. The simplest way to do so is to ask how an atom I interacts with all other atoms in the molecule. Within QM, the full interatomic energy contributions result from (a) solving the full electronic many-body problem (typically within BO approximation) and (b) adding the nuclear Coulomb repulsion energy $Z_I Z_J / |\mathbf{R}_I - \mathbf{R}_J|$. As a first step we considered only the latter, and doing this for atom I in the molecule results in an array of interaction terms, which becomes a complete atom-by-atom matrix when done for the entire molecule. While such an $N_I \times N_I$ matrix with unspecified diagonal elements, and containing just Coulomb repulsion terms as off-diagonal elements, does uniquely represent a molecule, the atomic identity of each atom can be encoded more explicitly via the nuclear charge, Z_I , or, in order to also have energy units for the diagonal elements, by the potential energy estimate of the free atom, $E(Z_I) \sim 0.5Z_I^2$. As noted later

in Ref. [64], these diagonal terms are similar to the total potential energy of a neutral atom within Thomas-Fermi theory, $E_{\text{TF}} = -0.77Z^{7/3}$, or its modifications with a Z -dependent prefactor in the range 0.4–0.7 [72].

Note that the CM is a variant of a complete adjacency matrix, i.e. it contains the complete atom-by-atom graph of the molecular geometry with off-diagonal elements scaling with the inverse interatomic distances. Inverse interatomic distance matrices have already previously been proposed as descriptors of molecular shape [73]. As the molecules become larger, or when using off-diagonal elements with higher orders of the inverse distance, such representations turn into sparse band matrices. Periodic adaptations of the CM have also been shown to work for ML models of condensed phase properties, such as cohesive energies [54]. Generation of the CM only requires interatomic distances, implying its invariance with respect to translation and rotational degrees of freedom. The CM is also differentiable with respect to nuclear charge or atomic position, and symmetric atoms have rows and columns with the same elements. Consequently, while the full spatial and compositional information of any molecule is being accounted for, the global chirality is lost: Left- and right-handed amino acids have the same CM. Diastereomers, however, can be distinguished. The indexing of the atoms in the CM is arbitrary, hence one can introduce invariance with respect to indexing by using the N_I eigenvalues of the CM, as it was originally done in Ref. [45]. The eigenvalues, however, do not uniquely represent a system, as illustrated in Ref. [74]. Albeit never encountered in the molecular chemical space libraries we employed so far, this issue can easily be resolved by using a CM with atom-index sorted by the L_2 and L_1 norms of each row: First, we sort the ordering based on L_2 norm [75]. Second, whenever L_2 norms of two rows are degenerate “accidentally”, they can be ordered subsequently based on their L_1 norms. This choice is justified by the fact that only symmetric atoms will be degenerate for both norms. While the CM itself is differentiable, this sorting can lead to distances between CMs which are not differentiable. The Frobenius norm between two CM matrices, for example, will no longer be differentiable whenever two non-symmetric (differing L_1 norms of CM rows) atoms in one CM reach degeneracy in the L_2 norm of their rows. In other words, for this to happen, two non-symmetric atoms in the same molecule would have to have the same (or very similar) atomic radial distribution functions (including all combinations of atom-types). We have not yet encountered such a case in any of the molecular chemical space libraries we employed so far. However, while molecules corresponding to compositional and constitutional isomers appear to be sufficiently separated in chemical space this issue of differentiability might well limit the applicability of Frobenius based similarities that rely on CM representations, or any other adjacency matrix based de-

scriptor for that matter. Dealing with conformational isomers, or reaction barriers, could therefore require additional constraints in order to meet all the criteria of the aforementioned paradigm.

A simple brute-force remedy consists of using sets of all Coulomb matrices one can obtain by permuting atoms of the same nuclear charge. Unfortunately, for larger molecule this solution becomes rapidly prohibitive. For medium sized molecules, however, randomized permuted subsets have yielded some good results [55].

Recently, based on the external potential’s Fourier-transform, a new fingerprint descriptor has been proposed which meets all the mathematically desirable requirements: It uniquely encodes molecules while conserving differentiability as well as invariance with respect to rotation, translation, and atom indexing [57]. This descriptor corresponds to a Fourier series of atomic radial distribution functions RDF_I on atom I ,

$$\mathbf{d} \propto \sum_I Z_I^2 \cos[RDF_I], \quad (9)$$

where linearly independent atomic contributions are obtained (non-vanishing Wronskian). Alas, while this representation does result in decent ML models, its predictive accuracy is inferior to the atom-sorted CM for the datasets of organic molecules tested so far. A more recently proposed alternative scatter transform based descriptor also succeeds in uniting all the desirable formal properties of a good descriptor, but so far it has only been shown to work for planar molecules [76].

If we are willing to compromise on the uniqueness property, a pair-wise variant of the CM, called bag-of-bonds (BOB) corresponding simply to the set of vectors with all off-diagonal elements for all atom-pair combinations, can be constructed [56]. Unfortunately, non-unique descriptors can lead to absurd results, as demonstrated in Ref. [57]. In the case of BOB, arbitrarily many geometries can be found (any homometric pairs) for which a BOB kernel will yield degenerate property predictions. Since homometric molecules differ in energy by all interatomic many-body terms, this can lead to errors substantially larger than chemical accuracy. But also the predictive accuracy of ML models for other properties than energies will suffer from representations which cannot distinguish homometric molecules. For example, consider the following homometric case of two clusters consisting of four identical atoms. The geometry of one cluster corresponds to an equilateral triangle with edge-length A and with the fourth atom in the center at interatomic distance B . The geometry of the second cluster corresponds to a distorted tetrahedron with one side being spanned by an equilateral triangle with edge-length B , and the fourth atom being located above the triangle at interatomic distance A to the other three atoms. These two clusters will have very different multi-pole moments which will be degenerate by construction within

any ML model that relies on lists of pair-wise atom-atom distances without any additional connectivity information. It is important to note, therefore, that non-unique representations can lead to ML models which do *not* improve through the addition of more data—defying the original purpose of applying statistical learning to chemistry. Nevertheless, in the case of organic molecules drawn from GDB [77], BOB has shown slightly superior performance for atomization energies, frontier orbital eigenvalues as well as polarizabilities. The fact that it can even effectively account for many-body energy contributions through non-linear kernels, thereby outperforming any explicit effective pair-wise potential model, has also been highlighted [56]. For extended or periodic systems, however, we expect the likelihood of encountering homometric (or near-homometric) configurations to increase, and therefore the implications of lacking uniqueness to become more important.

ELECTRONS

In Ref. [58] we report results for ML models of electron transport properties. More specifically, transmission coefficients are being modeled for a hexagonal conduction channel consisting of atoms with one orbital. Such systems are representative for carbon nano-ribbons, and might have potential applications as molecular wires. For variable kinetic energy incoming electrons are being injected through two ballistic leads, coupled one each side of the wire without reflection. The wire corresponds in length to four times an armchair graphene nanoribbon unit cell, and in width to fourteen atoms. Depending on the composition and geometry of five randomly distributed impurities in the nano-ribbon, the electrons are either transmitted or scattered back. Reference solutions for transmission coefficients as a function of energy are obtained using a tight-binding Hamiltonian, the Landauer-Büttiker approach, and with advanced/retarded Green’s functions [78–80] the transmission probability is calculated [81]. ML models have been trained for three experiments, (i) at fixed geometry, the impurities only differ through their coupling (hopping rates) to adjacent sites (off-diagonal elements γ_{ij} in the Hamiltonian), (ii) at fixed geometry, impurity elements in the Hamiltonian also differ in on-site energies (ϵ_i). (iii) as (ii) but with randomized positions. The nano-ribbon impurity representation \mathbf{d} is derived from the Hamiltonian, and inspired by the CM: It is a matrix containing the on-site energies along the diagonal, and hopping elements or inverse distances as off-diagonal elements. The kernel function is a Laplacian, the kernel width has been set to a constant, characteristic to the length-scale of the training instances. And the noise-level was set to zero. It is sorted by the rows’ norm in order to introduce index invariance (removing symmetrically redundant systems).

For all three experiments, training sets with 10,000 (10k) randomized examples have been calculated. In each case the prediction error of ML models of transmission coefficients is shown to decrease systematically for out-of-sample impurity combinations as the trainingsets are being increased to up to $N = 8k$ instances. Furthermore, as one would expect, the prediction error increases with the complexity of the function that is being modeled, i.e., in experiment (i) it is smaller than in (ii), for which it is smaller than in (iii).

Another interesting aspect of said study is that we modeled T not only as a function of impurities, represented in \mathbf{d} , but also as a function of an external parameter, namely the kinetic energy, E . For each of the three experiments, T has been discretized on an E grid, and ML models have been obtained for each E value. Since the kernel is independent of E , this implies that the role of learning a property as a function of some external parameter is assumed by the regression coefficients, while the role of varying impurities is assumed by the kernel. More specifically, we effectively modeled $T^{\text{test}}(\mathbf{d}_{\text{new}}, E) = \sum_j c_j(E) \exp(-|\mathbf{d}_{\text{new}} - \mathbf{d}_j|/\sigma)$. The resulting coefficients $\{c_j(E)\}$ can be shown as a function of E for any of the training compounds. Exemplary $\{c_j(E)\}$ are on display in Fig. 2 for the two nano-ribbon channel models for which coefficients vary the most, as well as for the two channels for which they vary the least. Overall, the variation of the coefficients is very smooth, suggesting a “well-tempered” ML model within which the role of each training instance responds reasonably to external tuning of the target function. However, when it comes to energy values in the vicinity of the step-wise variation of the transmission coefficient, (energy indices 12 to 15), stark fluctuations are observed for all four parameters. And also the standard deviation (corresponding to the distributions shown as insets in Fig. (2) in Ref. [58]), coincides with such movement.

In Refs. [59, 60] we applied similar ideas to the modeling of hybridization functions, relevant to dynamical mean field theory.

DATA

With the growing interest in developing new and efficient ML strategies, all aiming towards improving the predictive power to eventually reach standard quantum chemistry accuracy and transferability at negligible computational cost, it has become inevitable to employ large molecular training sets. To provide a standard benchmark dataset for such quantitative comparative studies, we have designed one of the largest quantum chemistry libraries available, containing structures and properties obtained from quantum chemistry calculations for 133,885 (134k) small organic molecules, containing up to 9 CONF atoms [61]. The 134k set is a subset of the GDB-

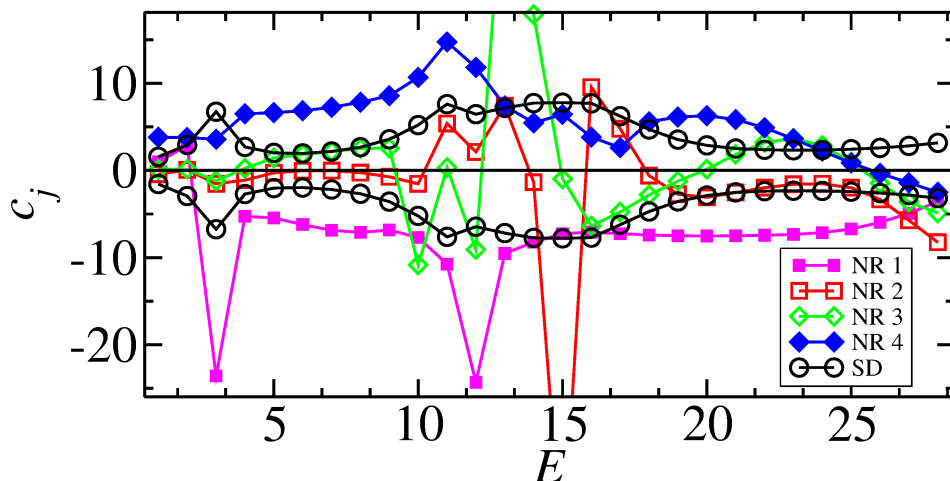


FIG. 2. Training coefficients in ML models of transmission coefficients plotted as a function of kinetic energy index of the incoming electron, as published in Ref. [58]. Shown are the coefficients of four (out of 8000) nano-ribbon compounds used for training (NR 1-4). The materials were selected because their coefficient exhibit strongest (NR 2 and NR 3) or weakest (NR 1 and 4) fluctuations in E . The standard deviation (SD) over all 8000 training compounds is shown as well.

17 database published by Reymond *et al.* [77], which contains molecular graphs of 166,443,860,262 (166 G) synthetically feasible molecules. The chemical diversity of the 134k set is illustrated in Fig. 3. The possibility to generate quantum chemistry Big Data such as the 134k dataset has also stimulated efforts towards designing efficient formats for the archival and retrieval of large molecular datasets [82, 83].

In order to generate the data published in Ref. [61] we started from the original SMILES descriptors of the 134k molecules. Initial Cartesian coordinates were obtained using the program CORINA [84]. The semi-empirical quantum chemistry method PM7 [85], and density functional theory [86] using the B3LYP [87] exchange-correlation potential with the basis set 6-31G(2df,p), were subsequently employed to relax the CORINA structures into local energy minima, using software programs MOPAC [88] and Gaussian09 (G09) [89], respectively. For all molecules, this dataset contains multiple properties, computed at the B3LYP/6-31G(2df,p) level, including principal moments of inertia, dipole moment, isotropic polarizability, energies of frontier molecular orbitals, radial expectation value, harmonic vibrational wavenumbers, and thermochemistry quantities heat capacity (at 298.15 K), internal energy (at 0 K and 298.15 K), enthalpy (at 298.15 K), and free energy (at 298.15 K). The dataset also includes reference energetics for the atoms H, C, N, O, and F to enable computation of chemically more relevant energetics such as atomization energy, and atomization heat (enthalpy). For 6095 (6k) constitutional isomers with the stoichiometry $C_7H_{10}O_2$, thermochemical properties have also been computed at the G4MP2 level. B3LYP atomization heats have been shown to deviate from the predictions of the more accu-

rate level of theory, G4MP2 [90] with the mean absolute error (MAE) of 5.0 kcal/mol.

For the most recent ML studies [56, 57, 62–65, 91, 92], the 134k dataset has served as a standard benchmark providing diverse organic molecules and properties. It has been crucial in order to convincingly demonstrate the transferability of ML models’ performance to thousands of out-of-sample molecules, that were not part of training. While these ML studies have used the structures, and properties from the 134k set without modifications, it has sometimes been necessary to extend the dataset by including additional quantities/structures. For the Δ -ML study discussed below 9868 (10k) additional diastereomers for the stoichiometry $C_7H_{10}O_2$ have been generated for additional transferability tests [63]. For the 22k GDB-8 subset (all molecules with 8 CONF atoms) of the 134k set low-lying electronic spectra (excitation energies, and oscillator strengths) computed at the levels, linear-response time-dependent DFT (LR-TDDFT) [93], and linear response approximate second-order coupled cluster method (CC2) [94] have been computed using the code TURBOMOLE. [64] At both levels, Ref. [64] presented results with the large basis set def2TZVP [95], and DFT results included predictions based on the approximations PBE [96], PBE0 [97, 98], and CAM-B3LYP [99]. CC2 calculations employed the resolution-of-the-identity (RI) approximation for the two-electron repulsion integrals.

KERNEL

Conventionally, one of the repetitive aspects of kernel-ridge regression (KRR) based studies for small train-

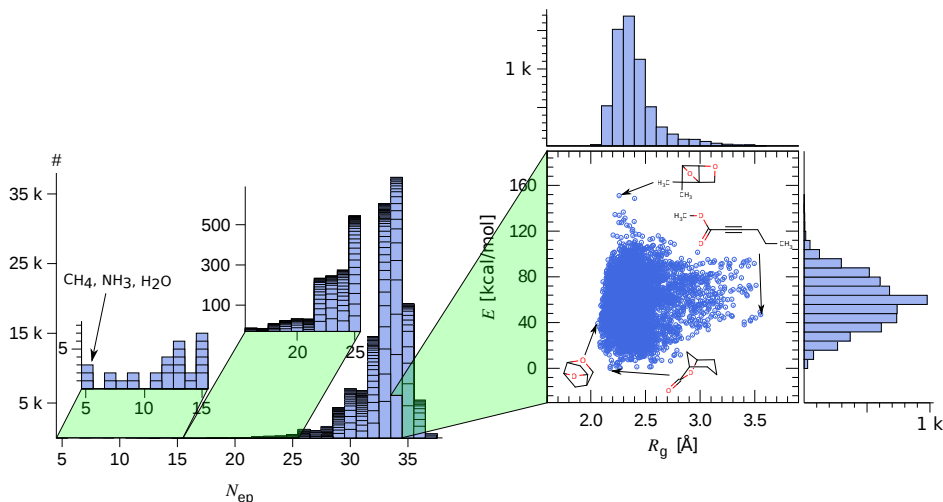


FIG. 3. Distribution of molecular size (in terms of number of occupied orbitals, i.e. electron pairs, N_{ep}). The height of each black box denotes the number of constitutional isomers for one out of 621 stoichiometries present in 134k molecules. The two left-hand side insets correspond to zoom-ins for smaller compounds. The right-hand side inset zooms in on the predominant stoichiometry, $C_7H_{10}O_2$, and features a scatter plot of G4MP2 relative (w.r.t. global minimum) potential energies of atomization E versus molecular radius of gyration, R_g , as well as joint projected distributions. (Reprinted from Ref. [61]. Copyright (2014), Nature Publishing Group.)

ing sets is the optimization of hyperparameters (kernel width, σ , and regularization strength (or noise-level), λ). This is typically accomplished by time-consuming, 5 or 10-fold, cross-validation (CV) procedure [100]. Albeit easily parallelizable, it is a task which can conveniently be circumvented: Within all our studies training ML models on quantum chemistry results we have noticed that CV procedures result in very small, if not negligible, λ values. Setting λ directly to zero typically does not yield deteriorated learning rates. Since λ is supposed to accommodate noise in the training data we do not consider this observation to be surprising: Numerical solutions to given approximations to Schrödinger’s equation do not suffer from any noise other than the numerical precision—multiple orders of magnitude smaller than the properties of interest.

It turns out that *a priori* assumptions are also straightforward to make when choosing σ : A common choice for the kernel width is the median of all descriptor distances [48], i.e., $\sigma = cD_{ij}^{\text{median}}$, where $c = \mathcal{O}(1)$. Snyder *et al.* [101] used this choice for modeling density functionals with a Gaussian kernel. This choice of σ can be problematic when descriptor distances exhibit a non-unimodal density distribution. In Ref. [62], we interpreted the role of σ as a coordinate scaling factor to render \mathbf{K} well-conditioned. This suggestion is based on the fact that for $\sigma \approx 0$, off-diagonal elements of the kernel matrix, $K_{ij}^{\text{Laplace}} = \exp(-D_{ij}/\sigma)$ or $K_{ij}^{\text{Gauss}} = \exp(-D_{ij}^2/(2\sigma^2))$ vanish, resulting in a unit-kernel-matrix, $\mathbf{K} = \mathbf{I}$. On the other hand, for $\sigma \gg 1$, a kernel-matrix of ones is obtained which would be singular. Instead, we proposed to select a σ value such that the lower bound of

the kernel elements is 0.5 [62]. For Laplacian and Gaussian kernels, this implies constraining the smallest kernel matrix element, which corresponds to the two most distant training molecules, to be $1/2$, i.e., $\min(K_{ij}) = f(\max(D_{ij}), \sigma) = 1/2$, and solving for σ . For the Laplacian kernel, $\sigma_{\text{opt}}^{\text{Laplace}} = \max(D_{ij})/\log(2)$, and for the Gaussian kernel, $\sigma_{\text{opt}}^{\text{Gauss}} = \max(D_{ij})/\sqrt{2\log(2)}$. For the B3LYP/6-31G(2df,p) molecular structures in the 134k set with CHONF stoichiometries, $\max(D_{ij}) = 1189.0$ a.u., and $\max(D_{ij}) = 250.4$ a.u., when using L_1 (Manhattan) and L_2 (Euclidean) distance metrics, for sorted CM descriptors, respectively. As one would expect, the maximal distances are noted for the molecular pair methane and hexafluoropropane. These distances correspond to $\sigma_{\text{opt}}^{\text{Laplace}} = 1715$ a.u. (with L_1 distance metric), and $\sigma_{\text{opt}}^{\text{Gauss}} = 213$ a.u. (with L_2 distance metric). These values are of the same order of magnitude of typical values: $\sigma_{\text{opt}}^{\text{Laplace}} \approx 1000$ a.u. employed in [62], and $50 < \sigma_{\text{opt}}^{\text{Gauss}} < 500$ a.u., as noted in [4], for a molecular dataset similar to the 134k set.

The robustness and efficiency of choosing σ exclusively from the distance distribution can be rationalized. When the lower bound of elements in \mathbf{K} is limited to q , i.e., $q \leq K_{ij} \leq 1$, the lower bound of the conditional number κ of \mathbf{K} follows $\kappa \geq 1 + Nq/(1 - q)$, where N is the trainingset size (number of rows/columns of \mathbf{K}). This condition is valid for any dataset. κ is the ratio between the maximal and minimal eigenvalues of \mathbf{K} . Typically, when $\kappa = 10^t$, one loses t digits of accuracy in the ML model’s prediction, even when employing exact direct solvers for regression. When using the single-kernel *Ansatz* [62] with

$q = 1/2$, κ can be as small as $1 + N$, i.e., one can expect at best a numerical precision of $\sim \log[N + 1]$ digits. Depending on the desired precision, such considerations of κ when aiming for high numerical precision.

Utilization of hyperparameters based only on the representation, i.e. exclusively on chemical composition and structure rather than property, presents multiple advantages. Most importantly, the global kernel matrix is property-independent! Hence kernel matrices inverted once, \mathbf{K}^{-1} , can be used to generate regression coefficients for arbitrarily varying properties e.g. functions of external fields [58–60]. Furthermore, even very different molecular properties, resulting from the application of different operators in quantum mechanics, can simultaneously be addressed using the same inverted kernel. More specifically,

$$[\mathbf{c}^{p_1} \mathbf{c}^{p_2} \dots \mathbf{c}^{p_n}] = \mathbf{K}^{-1} [\mathbf{p}_1 \mathbf{p}_2 \dots \mathbf{p}_n], \quad (10)$$

where $\mathbf{p}_1, \mathbf{p}_2, \dots, \mathbf{p}_n$, are n property vectors of training molecules. The inverse of the property independent, single-kernel once obtained can also be stored as described in Ref. [62] to enable reuse. Alternatively, the kernel matrix can be once factorized as lower and upper triangles by, say, Cholesky decomposition, $\mathbf{K} = \mathbf{L}\mathbf{U}$, and the factors can be stored. The regression coefficient vectors can then be calculated through a forward substitution followed by a backward substitution

$$\begin{aligned} \mathbf{L} [\mathbf{y}^{p_1} \mathbf{y}^{p_2} \dots \mathbf{y}^{p_n}] &= [\mathbf{p}_1 \mathbf{p}_2 \dots \mathbf{p}_n] \\ \mathbf{U} [\mathbf{c}^{p_1} \mathbf{c}^{p_2} \dots \mathbf{c}^{p_n}] &= [\mathbf{y}^{p_1} \mathbf{y}^{p_2} \dots \mathbf{y}^{p_n}]. \end{aligned} \quad (11)$$

We have demonstrated this idea for single kernels (with $\sigma = 1000$ a.u. and $\lambda = 0$), for which out-of-sample prediction errors of 13 molecular properties decay systematically with trainingset size—as expected. Resulting learning curves feature in Fig. 4, and deploy the molecular quantum data set of the 134k organic molecules for training and testing [61]. In order to compare error across properties, relative mean absolute errors (RMAE) with respect to desirable quantum chemistry accuracy thresholds, have been employed. For instance, the target accuracy for all energetic properties is 1 kcal/mol; thresholds for other properties, as well as further technical details, are specified in Ref. [62].

Note the systematic decay in RMAEs for *all* molecular properties in Fig. 4, independent of choice of descriptor. We consider this numerical evidence that accurate ML-models for arbitrarily many QM properties can be built using an exclusively structure based single kernel matrix—as long as the latter spans a chemical space which is representative of the query compound. While none of the properties were predicted within the desirable RMAE of 1, not even for the largest trainingset size $N=40$ k, we note that the linear nature of the results suggests that such accuracy thresholds can be achieved by simply increasing the training set size.

Another advantage of the single kernel *Ansatz* is that it enables numerical comparison of ML models of different properties, as well as different representations. Most interestingly, some properties are easier to learn than others. The electronic spread $\langle R^2 \rangle$ exhibits a noticeably steeper learning rate than all other properties, starting off with the worst out-of-sample predictions for 1k-ML models, and yielding best performance for the 40k-ML models. The magnitude of the molecular dipole moment, μ , was found to be exhibit the smallest learning rate, with the CM based kernel yielding slightly better results than the BOB descriptor. For all other properties, however, the BOB descriptor yields a slightly better performance. However, as already pointed out above, BOB only accounts for all pair-wise distances and therefore suffers from lack of uniqueness, and any non-unique representation can lead to absurd ML results [57]. As such, single kernels inherit all problems associated with poor descriptor choices.

Conceptually, making the distinction of properties corresponding to regression coefficients, and chemical space to the kernel is akin to the well established distinctions made within the postulates of quantum mechanics. Namely that between Hamiltonian (encoding structure and composition) and operator (not necessarily Hermitian, resulting from correspondence principle, or not). The former leads to the wavefunction via Ritz’ variational principles, which is also the eigenfunction of the operators enabling the calculation of property observables as eigenvalues. As such, Ref. [62] underscores the possibility to establish an inductive alternative to quantum mechanics, given that sufficient observable/compound pairs have been provided. One advantage of this alternative is that it sidesteps the need for many of the explicit manifestations of the postulates of quantum mechanics, such as Schrödinger’s equation. The disadvantage is that in order to obtain models of properties, experimental training values would have to be provided for all molecules represented in the kernel.

Δ -MACHINE LEARNING

An efficient strategy to improve the predictive accuracy of ML models for computational chemistry applications, is to augment predictions from inexpensive baseline theories with ML models that are trained on the error in the baseline model’s prediction with respect to a more accurate targetline prediction. This approach, introduced as “ Δ -ML” [63], assumes that baseline and targetline predictions have good rank-ordering correlation. A flow chart illustrating the idea is featured in Fig. 5. The choice of baseline model can tremendously benefit from expert knowledge, such as DFT approximations following the hierarchy of “Jacob’s ladder” [102], or that the accuracy of correlated many-body methods typi-

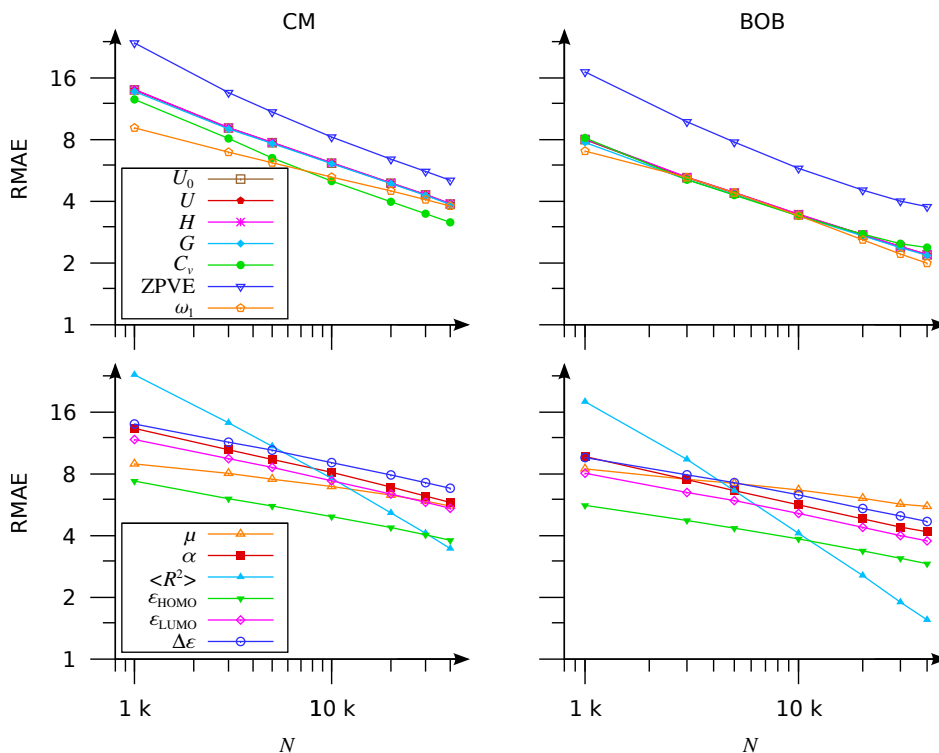


FIG. 4. Learning curves for single-kernel ML models (with $\sigma = 1000$ a.u. and $\lambda = 0$) for thirteen molecular properties including thermochemical (TOP) as well as electronic (BOTTOM) properties of molecules. For each trainingset size, a single kernel has been inverted and trained and tested on thirteen properties. Left and Right refer to the use of the aforementioned descriptors Coulomb matrix (CM) and bag-of-bonds (BOB), respectively. Out-of-sample relative mean absolute errors (RMAE), i.e., MAE relative to standard quantum chemistry accuracy thresholds, are plotted for test and training sets drawn from the 112k GDB-17 subset of molecules with exactly 9 atoms CONF [77]. See Ref. [62] for further details of quantum chemistry accuracy thresholds. See Refs. [56, 62] for a color version.

cally increases with the scaling of computational cost, e.g. CCSD being more accurate/expensive than MP2 than HF. But also the first order approximation to the lowest excitation energy using just the HOMO-LUMO gap from single reference theories has shown promise. However, we state on the outset that for large-scale predictions, the overhead associated with computing more sophisticated baseline properties can become non-negligible.

Within Δ -ML, property p_1 corresponding to some targetline level of theory is modeled as the sum of a closely related property p_2 corresponding to an inexpensive baseline theory and the usual ML contribution, i.e. a linear combination of kernel-functions

$$p_1^{\text{target}}(\mathbf{d}_q^{\text{target}}) \approx p_2^{\text{base}}(\mathbf{d}_q^{\text{base}}) + \sum_{t=1}^N c_t k(|\mathbf{d}_q^{\text{base}} - \mathbf{d}_t^{\text{base}}|). \quad (12)$$

Note that for predictions of targetline properties of new compounds the molecular structures computed at the baseline level of theory suffice. As such, the ML contribution accounts not only for the change in level of theory (i.e. vertical changes going from baseline to targetline in Fig. 5), but also for the changes due to structural dif-

ferences between baseline and targetline structures. We believe that this approach is so successful because the latter are typically small—molecular geometries are often very well accounted for within inexpensive semi-empirical quantum chemistry methods.

The regression problem within the Δ -ML *Ansatz* corresponds simply to

$$(\mathbf{K} + \lambda \mathbf{I}) \mathbf{c} = \mathbf{p}_1^{\text{target}} - \mathbf{p}_2^{\text{base}} = \Delta \mathbf{p}_{\text{base}}^{\text{target}}. \quad (13)$$

Note that for $\mathbf{p}_2^{\text{base}} = c \Delta \mathbf{p}$ reduces to $\mathbf{p}_1^{\text{target}}$, i.e. we recover the ordinary ML problem of directly modeling a targetline property (shifted by c).

Our first Δ -ML study, Ref. [63], employed several baseline, targetline combinations and demonstrated the feasibility to model various molecular properties ranging from electronic energy, thermochemistry energetics, molecular entropy, as well as electron correlation energy. For the 134k GDB-9 molecules, a ML model trained directly on B3LYP heats of atomization has a MAE of 13.5 kcal/mol for 133k out-of-sample predictions, using a trainingset size of 1k. When using the widely used semi-empirical quantum chemistry model PM7, the MAE error is 7.2 kcal/mol. Combining the two approaches into a 1k

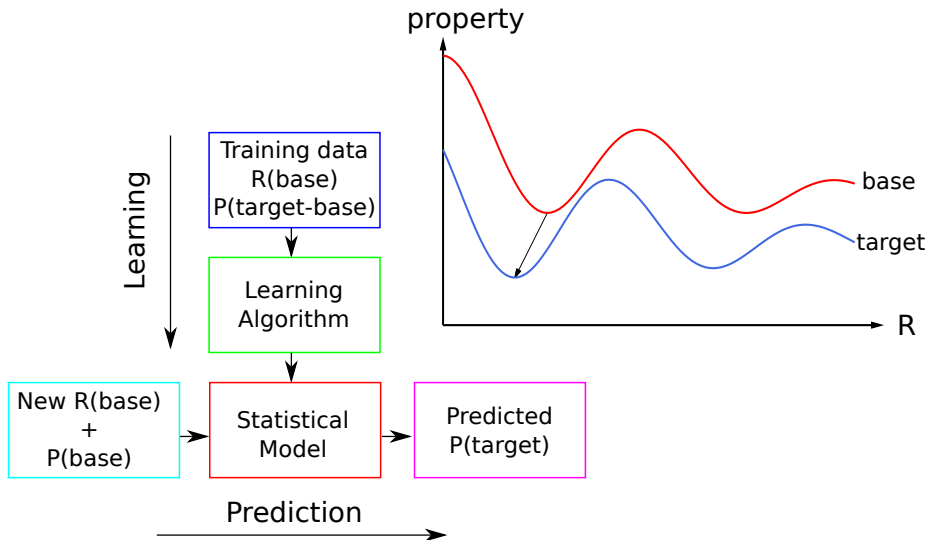


FIG. 5. Left: Flow chart for Δ -machine learning. The input to the model typically consists of structures at a baseline level, $R(\text{base})$, and properties are modeled using training data corresponding to properties *and* geometries consistent with targetline level, $R(\text{target})$. Right: Baseline and targetline property surfaces, the Δ -ML model (arrow) accounts for both, difference in property and geometry due to difference in level of theory.

$\Delta_{\text{PM7}}^{\text{B3LYP}}$ -ML model reduces the MAE to 4.8 kcal/mol. When increasing the data available to the ML model to 10k training examples, the MAE of the resulting 10k $\Delta_{\text{PM7}}^{\text{B3LYP}}$ -ML model drops to 3 kcal/mol for the remaining 122k out-of-sample molecules. Such accuracy, when combined with the execution speed of the baseline PM7, for geometry relaxation, as well as calculation of atomization enthalpy, has enabled the screening of atomization enthalpies for 124k out-of-sample molecules at a level of accuracy that is typical for B3LYP—within less than 2 CPU weeks! Note that the computational cost for obtaining the corresponding B3LYP atomization enthalpies brute-force for the exact same molecules has consumed roughly 15 CPU years.

In Ref. [63] we also demonstrated how to use the Δ -ML approach to reach chemical accuracy, i.e. 1 kcal/mol for atomization energies. More specifically, we investigated the performance of a 1k $\Delta_{\text{B3LYP}}^{\text{G4MP2}}$ -ML model when it comes to predicting the stability ordering among 10k out-of-sample diastereomers generated from all the constitutional isomers of $\text{C}_7\text{H}_{10}\text{O}_2$ present in the 134k dataset. The 10 isomers closest in energy to the lowest lying isomer, predicted by $\Delta_{\text{B3LYP}}^{\text{G4MP2}}$ -ML, are shown together with validating G4MP2 and B3LYP predictions in Fig. 6. We note that the $\Delta_{\text{B3LYP}}^{\text{G4MP2}}$ -ML predictions typically agree with G4MP2 by less than 1 kcal/mol, a substantial improvement over the B3LYP predictions. Furthermore, the ML correction also rectifies the incorrect B3LYP ordering of the isomers (B3LYP predicts the eighth isomer to be lower in energy than isomers 3-7). This latter point is crucial for studying competing structures such as they would occur under reactive conditions in chemical reac-

tions of more complex molecules.

Table I reports an overview for mean absolute out-of-sample prediction errors for 1k Δ -ML predictions of energetics in various datasets as well as for baseline and targetline combinations. Some general trends can easily be detected according to the principle that the more sophisticated the baseline the smaller the prediction error. For predicting G4MP2 atomization heats, the pure density functional method PBE baseline results in a MAE < 1 kcal/mol. The hybrid functional B3LYP quenches the error further down by 0.2 kcal/mol, but at the cost of the added overhead associated with the evaluation of the exact exchange terms. Such high accuracy might still be worth the while for reliably forecasting the stability ranks of competing isomerization reaction products, which often require quantitative accuracy beyond that of DFT.

More recently, we have investigated if the Δ -ML idea is also applicable to the modeling of lowest electronic excitation energies at the CC2 level using TDDFT baseline values for 22k GDB-8 molecules [64]. The results of that study also feature in Table I. While comparing the performance of 1k models for the lowest two excitation energies, E_1 , and E_2 , one notes that the prediction is slightly worse for E_2 . This suggests that in general, modeling the energies of higher lying electronic states becomes more difficult. Both Δ -ML studies [63, 64] found the distribution of errors in the ML predictions to be unimodal, *irrespective* of the nature of the distribution of the deviation between the targetline and baseline. This point is illustrated in Fig. 7 for the modeling of E_1 , and E_2 for the 22k GDB-8 set. Ref. [64] also showed how the systematic shifts in the target property, can be included explicitly

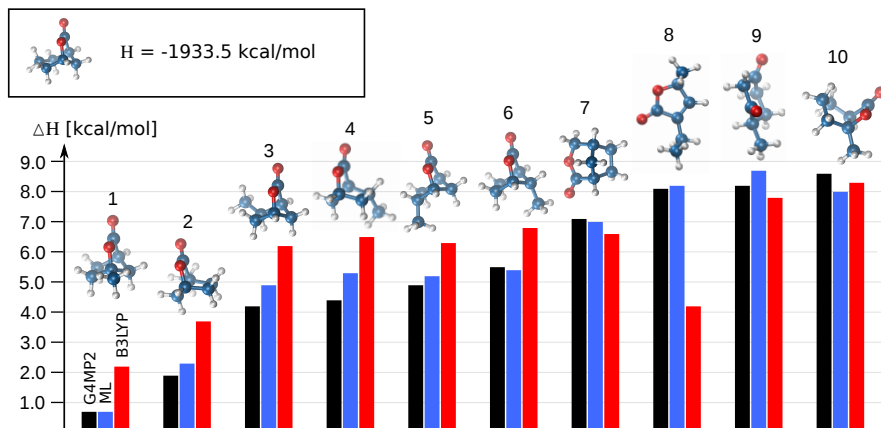


FIG. 6. Calculated reaction enthalpies at 298.15 K between the most stable molecule with $C_7H_{10}O_2$ stoichiometry (inset), and its ten energetically closest isomers in increasing order, according to targetline method G4MP2 (black). 1 k Δ_{B3LYP}^{G4MP2} -ML model predictions are blue, B3LYP is red. (Reprinted with permission from [63], Copyright (2015), ACS Publishing.)

TABLE I. Comparison of mean absolute errors (MAEs, in kcal/mol) for Δ ML-predicted energetics (E) across datasets, and baseline/targetline combinations for a fixed trainingset size of 1k: H is enthalpy of atomization; E_0 is the energy of the electronic ground state; E_j is j^{th} singlet-singlet transition energy; *gap* refers to difference in the energies of HOMO and LUMO; *shifted* refers to constant shifts of -0.31 eV and 0.19 eV that have been added to TDPBE/def2SVP predicted E_1 for molecules with saturated σ and unsaturated π -chromophores, respectively. Zero baseline corresponds to directly modeling the targetline property. For datasets with N molecules, MAEs in predictions for $N-1$ k out-of-sample molecules are reported. The last column indicates the reference where these numbers have been taken from.

dataset	E baseline	targetline	MAE [kcal/mol]	
134 k GDB-9	H 0	B3LYP/6-31G(2df,p)	13.5	[63]
	H PM7	B3LYP/6-31G(2df,p)	4.8	[63]
6 k $C_7H_{10}O_2$	H 0	G4MP2	5.1	[63]
	H PM7	G4MP2	3.7	[63]
	H PBE/6-31G(2df,p)	G4MP2	0.9	[63]
	H B3LYP/6-31G(2df,p)	G4MP2	0.7	[63]
6 k $C_7H_{10}O_2$	E_0 HF/6-31G(d)	CCSD(T)/6-31G(d)	2.9	[63]
	E_0 MP2/6-31G(d)	CCSD(T)/6-31G(d)	1.0	[63]
	E_0 CCSD/6-31G(d)	CCSD(T)/6-31G(d)	0.4	[63]
22 k GDB-8	E_1 0	CC2/def2TZVP	12.1	[64]
	E_1 <i>gap</i> , TDPBE/def2SVP	CC2/def2TZVP	9.2	[64]
	E_1 E_1 , TDPBE/def2SVP	CC2/def2TZVP	3.8	[64]
	E_1 E_1 , TDPBE/def2SVP, <i>shifted</i>	CC2/def2TZVP	3.0	[64]
22 k GDB-8	E_2 E_2 , TDPBE/def2SVP	CC2/def2TZVP	5.5	[64]

in the baseline to improve ML prediction accuracy.

ATOMS IN MOLECULES

A number of molecular observables manifest themselves as properties of atoms perturbed by the local chemical environment in molecules. Common examples include NMR chemical shifts, and core-level ionization energies. Some interesting atomic properties that are

more difficult to measure experimentally include partial charges on atoms, forces on atoms for MD simulation, components of tensor properties such as dipole and quadrupole moments, atomic polarizability, etc. To directly model atomic forces, as opposed to first modeling the energies over suitably sampled molecular structures and subsequent differentiation, has the advantage that the oscillations between training data points, inherent to any statistical machine learning model, are not amplified through differentiation. Also, the generation of

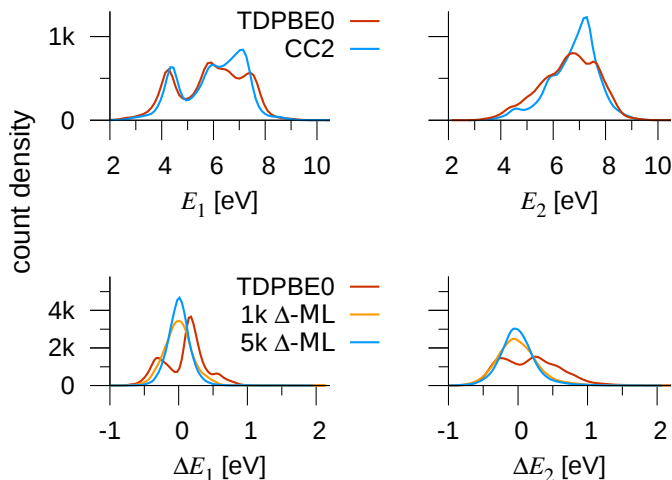


FIG. 7. Density distributions of electronic excitation energies (top) and predicted errors (bottom). Top: Densities of first (left), and second (right) singlet-singlet transition energies of 17k organic molecules with up to eight CONF atoms, at the CC2/def2TZVP targetline, and TDPBE0/def2SVP baseline levels of theory. Bottom: Densities of errors in predicting the values of E_1 and E_2 using $\Delta_{\text{TDPBE0}}^{\text{CC2}}\text{-ML}$ models based on 1k (orange), and 5k (red) training molecules. (Reprinted with permission from [64], Copyright (2015), AIP Publishing LLC.)

force training data does not imply additional investment in terms of *ab initio* calculations, because of the availability of analytic derivatives by virtue of the Hellmann-Feynman theorem [103]: The evaluation of atomic forces for all atoms in a molecule typically incurs computational efforts similar to calculating the total potential energy of just one molecule—at least within mean-field theories such as DFT. But even at the levels of correlated wavefunction methods such as CCSD and QCISD(T), the cost of computing analytic derivatives is only 4–5 times higher than that of computing a single point energy in the case of small molecules [104].

One of the challenges in the modeling of properties of atoms in molecules consists of finding a suitable local chemical descriptor. For vector valued atomic properties, an additional challenge is the choice of an appropriate reference frame. After resolving these issues, the predictive accuracy of ML models trained on sufficiently large data sets are transferable to similar atomic environments, even when placed in larger systems. In Ref. [65], we have introduced such ML models and tested them for carbon and proton NMR chemical shift (^{13}C σ , ^1H σ), core-level ionization energies of C atoms, and atomic forces. All atomic properties used for training and tested were calculated at the PBE0/def2TZVP level for many thousands of organic GDB molecules [77]. For the forces, a principal axis system centered on the query atom was chosen as reference frame, and three independent ML models were trained, one for each element of the atomic forces projected into this local coordinate system. While in many quantum chemistry codes the molecular geometry is oriented along the principal axis system by default, popularly known as **standard orientation**, for the purpose of learning atomic forces reference frames

have to be found for each atom independently. Cartesian coordinates of the query atom as well as its neighboring atoms within a certain cut-off radius and sorted by their distances to the query atom were also oriented according to the same reference frame. A local descriptor was obtained using a CM with the first row/column corresponding to the query atom, with indices of other atoms sorted by Euclidean distance to query atom. Further, a cut-off radii was optimized for each atomic property — atoms that lie beyond this cut-off did not feature in the local CM. Non-equilibrium geometries to compute reference forces were sampled by stochastic displacements along the normal modes. For computing NMR chemical shifts tetramethylsilane (TMS) was chosen as the reference compound, and shifts in C ($1s$) core-level energies were considered using methane as the reference.

All the aforementioned local atomic properties were modeled using Laplacian kernel with Manhattan similarity measure. When trained on 9k randomly sampled atoms out of 9k molecules from the 134k set, the resulting models predicted the same properties of 1k atoms randomly drawn from 125k out-of-sample molecules to an accuracy similar to that of the reference DFT approximation. Specifically, an RMSE of 4 units was obtained for the properties of C atoms (^{13}C σ (ppm), C $1s$ σ (ppm), F_C m.a.u.), while for the force on H atoms, F_H , an RMSE of 0.9 was obtained. For ^1H σ with a property range of only 10 ppm, an RMSE of 0.1 ppm has been reported. Very similar errors were noted when *trained* on short polymers made from the GDB-9 molecules, and *tested* on longer saturated polymers of length up to 36 nm. Transferability of the local ML model’s accuracy across CCS was demonstrated by accurate prediction of ^{13}C σ for all the 847k C atoms present in the 134k molec-

ular set.

Also in Refs. [105–107] ML models of atomic forces proposed and used in order to speed up MD calculations. These forces, however, are always being modeled within the same system. As such, they are not trained across chemical space, and they inherently lack the universality we are pursuing within our *Ansatz*. In Ref. [66], we also applied the concept of an atomic ML model in the context of FFs. More specifically, we trained and used transferable ML models of atomic charges, dipole-moments, and multipole-moments which can be used as dynamically and chemically adaptive parameters in otherwise fixed parametrized FF calculations. The intermolecular interactions accounted for through use of such dynamic electrostatics, effectively accounting for induced moments (or polarizable charges), in combination with simple estimates of many-body dispersion [108], resulted in much improved predictions of properties of new molecules. In Ref. [109] an atomic parameter, used within semi-empirical quantum chemistry, has been improved through use of ML models trained in chemical space.

CRYSTALS

Various attempts have already been made to apply ML to the prediction of crystal properties. In Ref. [42], a radial distribution function based descriptor is proposed that leads to ML learning models which only interpolates between pre-defined atom-pairs, implying that all possible atomic pairs from the periodic table would have to be used for training a truly universal model. Ref. [43] exploits chemical informatics based concepts for the design of crystalline descriptors which require knowledge of previously calculated QM properties, such as the band-gap. Finally, Ghiringhelli et al. report on the design of new descriptors for crystals in Ref. [110]. Through genetic programming they solve the inverse question of which atomic properties constitute a good descriptor. Unfortunately, their findings are restricted to the limited chemical space of binaries. A periodic adaptation of the CM, as well as other variants, while leading to learning rates that can systematically be improved upon, did not lead to accurate ML models for sizable training sets [54]. Very recently, however, we have proposed a new descriptor for ML models of crystal properties [67]. This descriptor encodes the atomic population on each Wyckoff-symmetry site for a given crystal structure. As such, the resulting ML model is restricted to only those crystals that fall within the same symmetry group. All chemistries within that group, however, can be accounted for. This has been exemplified by estimating the DFT energies of all the 2 M Elpasolite (ABC_2D_6) crystals one can possibly think of using all main-group elements up to Bi. The estimated mean absolute deviation of the ML prediction from DFT

formation energies is less than 0.1 eV/atom, as shown for out-of-sample predictions using an ML model trained on only 10 k DFT energies. Such level of predictive accuracy corresponds roughly to what one would also expect from DFT when compared to experiment or QMC.

CONCLUSIONS AND OUTLOOK

We have reviewed recent contributions that combine statistical learning with quantum mechanical concepts for the automatic generation of ML models of materials and molecular properties. All studies reviewed have in common that after training on a given data set, ML models are obtained that are transferable in the sense that they can infer solutions for arbitrarily many (CCS is unfathomably large as molecular size increases) out-of-sample instances with an accuracy similar to the one of the deductive reference method used to generate the training set—for a very small, if not negligible, computational overhead. Note that the genesis of the training data is irrelevant for this *Ansatz*: While we have predominantly relied on pre-calculated results obtained from legacy quantum chemistry approximations which typically require substantial CPU time investments, training data could just as well have come from experimental measurements. Depending on the reliability and uncertainty of the experimental results, however, we would expect the noise-parameter λ (see Eq. 2), to become significant in such a set-up. Computationally obtained training-data does not suffer from such uncertainties (apart from noise due to lack of numerical precision), resulting in practically noise-free data sets.

Comparing performance for molecules, nano-ribbon models, atoms, or crystals, we typically observe satisfying semi-quantitative accuracy for ML models trained on at least one thousand training instances. Accuracies competitive with current state-of-the-art, i.e. similar to the experimental accuracy, are typically found only after training on many thousands of examples. The main advantage of the ML approach is its computational efficiency: Evaluation of Eq. (1.1) typically consumes milliseconds, while solving SE in order to evaluate a quantum mechanical observable easily requires hours. As such, this approach represents a complementary inductive alternative to the conventional quantum chemistry modeling which is expected to be advantageous whenever it comes to the screening of large sets of chemically homogeneous molecules or materials with chemical accuracy.

In summary, the reviewed studies, as well as previously published Refs [45, 55, 69, 111], report on successful applications of supervised learning concepts to the automatic generation of analytic materials and molecular property models using large numbers of parameters and flexible basis functions. Quantum properties considered so far include

atomization energies and thermochemical properties such as atomization enthalpies and entropies with chemical accuracy [63];

molecular electronic properties such as electron correlation energy, frontier orbital eigenvalues (HOMO and LUMO), electronic spread, dipole-moments, polarizabilities, excitation energies [56, 62–64];

atomic properties such as charges, dipole moments, and quadrupole moments, nuclear chemical shifts, core electron excitations, atomic forces [65, 66];

formation energies of crystals [54, 67];

electron transport as well as hybridization functions [58–60].

The performance has always been measured out-of-sample, i.e., for “unseen” molecules not part of training, and at negligible computational cost. As such, we note that there is overwhelming numerical evidence suggesting that such ML approaches can be used as accurate surrogate models for predicting important quantum mechanical properties with sufficient accuracy, yet unprecedented computational efficiency—provided sufficient training data is available. For our studies, we have mostly relied on data requisition obtained through well established and standardized quantum chemical atomistic simulation protocols on modern super computers. This has been exemplified by generating a consistent set of quantum mechanical structures and properties of 134k organic molecules [61] drawn from the GDB-17 dataset [77]. The more conceptual role of representations and kernels, studied in Refs [56, 57, 62], have been reviewed as well.

The limitations of this approach lie in its inherent lack of transferability to “extrapolating” regimes. Inaccurate out-of-sample predictions of properties of molecules or materials which differ substantially from the training set should therefore be expected. From the mathematical point of view, however, most relevant properties and chemistries are fortunately rather limited in terms of stoichiometries (at most ~ 100 different atom types) and geometries (typically, for semi-conductors interatomic distances larger than 10\AA do not contribute to bonding, and regimes with distances smaller than 0.5\AA are exotic). Furthermore, “extrapolation” is not a verdict but can sometimes be circumvented. For example, due to the localized nature of atomic properties, atomic ML models can be predictive even if the atom is part of a substantially larger molecule. These property models will be transferable to larger molecules containing similar local chemical environments, and they will therefore scale with system size—as long as the underlying property is well localized. In fact, this provides another argument why building a ML model of atomic forces is advantageous over building a ML model of energies to subsequently

derive it for the construction of forces: ML model of energies will not scale as easily (at least not without making severe assumptions about how to partition the energy onto the system). As such, while an atomic ML model will not be able to extrapolate to entirely new chemical environments that were not part of its training set, it is well capable of being used for the prediction of an arbitrarily large diversity of macro- and supra-molecular structures, such as polymers or complex crystal phases—as long as the local chemical environments are similar. We have investigated and confirmed this point in Ref. [65]: For up to 35 nm (over 2k electrons), the error is shown to be independent of system size. The computational cost remains negligible for such systems, while the conventional DFT based calculation of these properties requires multiple CPU days.

Future work will show if ML models can also be constructed for other challenging many-body problems including vibrational frequencies, reaction barriers and rate constants, hyperpolarizabilities, solvation, free energy surfaces, etc. Open methodological questions include optimal representations and kernel functions, as well as the selection bias present in most (if not all) databases.

The writing of this review was funded by the Swiss National Science foundation (No. PP00P2_138932).

* r.ramakrishnan@unibas.ch

† anatole.vonlilienfeld@unibas.ch

- [1] P. Kirkpatrick and C. Ellis, *Nature* **432**, 823 (2004). Chemical space.
- [2] C. Lipinski and A. Hopkins, *Nature* **432**, 855 (2004). Navigating chemical space for biology and medicine.
- [3] M. Dobson, *Nature* **432**, 824 (2004). Chemical space and biology.
- [4] O. A. von Lilienfeld, *Int. J. Quantum Chem.* **113**, 1676 (2013). First principles view on chemical compound space: Gaining rigorous atomistic control of molecular properties.
- [5] K. Burke, “*Any ab initio method must either be void of empirical parameters, or at least have parameters that do not depend on the system being studied.*” *Oral communication, IPAM, UCLA.* (2011).
- [6] T. Helgaker, P. Jørgensen, and J. Olsen. *Molecular Electronic-Structure Theory* (John Wiley & Sons, 2000).
- [7] M. E. Tuckerman. *Statistical mechanics: Theory and molecular simulation* (Oxford University Press, 2010).
- [8] A. K. Rappé, C. J. Casewit, K. S. Colwell, W. A. G. III, and W. M. Skid, *J. Am. Chem. Soc.* **114**, 10024 (1992). UFF, a full periodic table force field for molecular mechanics and molecular dynamics simulations.
- [9] A. C. T. van Duin, S. Dasgupta, F. Lorant, and W. A. Goddard III, *J. Phys. Chem. A* **105**, 9396 (2001). ReaxFF: A reactive force field for hydrocarbons.
- [10] S. Grimme, *J. Chem. Theory Comput.* **10**, 4497 (2014). A general quantum mechanically derived force field (QMDF) for molecules and condensed phase simulations.

- [11] P. L. A. Popelier, *Int. J. Quantum Chem.* **115**, 1005 (2015). QCTFF: On the construction of a novel protein force field.
- [12] P. Pyykko, *Phys. Chem. Chem. Phys.* **13**, 161 (2011). A suggested periodic table up to z [less-than-or-equal] 172, based on dirac-fock calculations on atoms and ions.
- [13] R. Hoffmann, P. Schleyer, and H. Schaefer, *Angew. Chem. Int. Ed.* **47**, 7164 (2008). Predicting molecules—more realism, please!
- [14] E. Prodan and W. Kohn, *Proceedings of the National Academy of Sciences of the United States of America* **102**, 11635 (2005). Nearsightedness of electronic matter.
- [15] F. Jensen. *Introduction to Computational Chemistry* (John Wiley, West Sussex, England, 2007).
- [16] H. Kubinyi. *3D QSAR in drug design. Theory, methods and applications* (ESCOM, Science Publishers B.V., Leiden, 1993).
- [17] J.-L. Faulon, D. P. Visco, Jr., and R. S. Pophale, *J. Chem. Inf. Comp. Sci.* **43**, 707 (2003). The signature molecular descriptor. 1. Using extended valence sequences in QSAR and QSPR studies.
- [18] A. Golbraikh, M. Shen, Y. D. Xiao, K. H. Lee, and A. Tropsha, *J. Comput. Aided Mol. Des.* **17**, 241 (2003). Rational selection of training and test sets for the development of validated QSAR models.
- [19] O. Ivanciuc, *J. Chem. Inf. Comp. Sci.* **40**, 1412 (2000). QSAR comparative study of wiener descriptors for weighted molecular graphs.
- [20] P. Baldi, K.-R. Müller, and G. Schneider, *Molecular Informatics* **30**, 751 (2011). Editorial: Charting Chemical Space: Challenges and Opportunities for Artificial Intelligence and Machine Learning.
- [21] M. N. Drwal and R. Griffith, *Drug Discovery Today: Technologies* **10**, e395 (2013). Combination of ligand- and structure-based methods in virtual screening.
- [22] G. Schneider, *Nature Reviews* **9**, 273 (2010). Virtual screening: An endless staircase?
- [23] A. F. Wagner, G. C. Schatz, and J. M. Bowman, *J. Chem. Phys.* **74**, 4960 (1981). The evaluation of fitting functions for the representation of an O(3P)+H₂ potential energy surface. I.
- [24] G. C. Schatz, *Rev. Mod. Phys.* **61**, 669 (1989). The analytical representation of electronic potential-energy surfaces.
- [25] B. G. Sumpter and D. W. Noid, *Chemical Physics Letters* **192**, 455 (1992). Potential energy surfaces for macromolecules. A neural network technique.
- [26] S. Lorenz, A. Gross, and M. Scheffler, *Chem. Phys. Lett.* **395**, 210 (2004). Representing high-dimensional potential-energy surfaces for reactions at surfaces by neural networks.
- [27] S. Manzhos and T. Carrington, Jr., *J. Chem. Phys.* **125**, 084109 (2006). A random-sampling high dimensional model representation neural network for building potential energy surfaces.
- [28] J. Behler and M. Parrinello, *Phys. Rev. Lett.* **98**, 146401 (2007). Generalized neural-network representation of high-dimensional potential-energy surfaces.
- [29] S. A. Ghasemi, A. Hofstetter, S. Saha, and S. Goedecker, *Phys. Rev. B* **92**, 045131 (2015). Interatomic potentials for ionic systems with density functional accuracy based on charge densities obtained by a neural network.
- [30] T. Ho and H. Rabitz, *J. Chem. Phys.* **104**, 2584 (1996). A general method for constructing multidimensional molecular potential energy surfaces from abinitio calculations.
- [31] A. P. Bartók, M. C. Payne, R. Kondor, and G. Csányi, *Phys. Rev. Lett.* **104**, 136403 (2010). Gaussian approximation potentials: The accuracy of quantum mechanics, without the electrons.
- [32] J. Behler, *Int. J. Quantum Chem.* **115**, 1032 (2015). Constructing high-dimensional neural network potentials: A tutorial review.
- [33] S. Manzhos, R. Dawes, and T. Carrington, *Int. J. Quantum Chem.* **115**, 1012 (2015). Neural network-based approaches for building high dimensional and quantum dynamics-friendly potential energy surfaces.
- [34] V. Botu and R. Ramprasad, *Int. J. Quantum Chem.* **115**, 1074 (2015). Adaptive machine learning framework to accelerate ab initio molecular dynamics.
- [35] M. A. Kayala and P. Baldi, *J. Chem. Inf. Model.* **52**, 2526 (2012). ReactionPredictor: Prediction of Complex Chemical Reactions at the Mechanistic Level Using Machine Learning.
- [36] M. Karthikeyan, R. C. Glen, , and A. Bender, *J. Chem. Inf. Model.* **45**, 581 (2005). General Melting Point Prediction Based on a Diverse Compound Data Set and Artificial Neural Networks.
- [37] A. Lusci, G. Pollastri, and P. Baldi, *J. Chem. Inf. Model.* **53**, 1563 (2013). Deep Architectures and Deep Learning in Chemoinformatics: The Prediction of Aqueous Solubility for Drug-Like Molecules.
- [38] L. Hu, X. Wang, L. Wong, and G. Chen, *J. Chem. Phys.* **119**, 11501 (2003). Combined first-principles calculation and neural-network correction approach for heat of formation.
- [39] X. Zheng, L. Hu, X. Wang, and G. Chen, *Chem. Phys. Lett.* **390**, 186 (2004). A generalized exchange-correlation functional: The neural-networks approach.
- [40] R. M. Balabin and E. I. Lomakina, *Phys. Chem. Chem. Phys.* **13**, 11710 (2011). Support vector machine regression (LS-SVM)—an alternative to artificial neural networks (ANNs) for the analysis of quantum chemistry data.
- [41] G. Pilania, C. Wang, X. Jiang, S. Rajasekaran, and R. Ramprasad, *Scientific reports* **3** (2013). Accelerating materials property predictions using machine learning.
- [42] K. T. Schütt, H. Glawe, F. Brockherde, A. Sanna, K. R. Müller, and E. K. U. Gross, *Phys. Rev. B* **89**, 205118 (2014). How to represent crystal structures for machine learning: Towards fast prediction of electronic properties.
- [43] B. Meredig, A. Agrawal, S. Kirklin, J. E. Saal, J. W. Doak, A. Thompson, K. Zhang, A. Choudhary, and C. Wolverton, *Phys. Rev. B* **89**, 094104 (2014). Combinatorial screening for new materials in unconstrained composition space with machine learning.
- [44] E. O. Pyzer-Knapp, K. Li, and A. Aspuru-Guzik, *Advanced Functional Materials* (2015). Learning from the harvard clean energy project: The use of neural networks to accelerate materials discovery.
- [45] M. Rupp, A. Tkatchenko, K.-R. Müller, and O. A. von Lilienfeld, *Phys. Rev. Lett.* **108**, 058301 (2012). Fast and accurate modeling of molecular atomization energies with machine learning.
- [46] K.-R. Müller, S. Mika, G. Rätsch, K. Tsuda, and B. Schölkopf, *IEEE Transactions on Neural Networks*

- 12**, 181 (2001). An introduction to kernel-based learning algorithms.
- [47] T. Hastie, R. Tibshirani, and J. Friedman. *The Elements of Statistical Learning: data mining, inference and prediction*. Springer series in statistics (Springer, New York, N.Y., 2001).
- [48] B. Schölkopf and A. J. Smola. *Learning with Kernels* (MIT Press, Cambridge, 2002).
- [49] C. E. Rasmussen and C. K. I. Williams. *Gaussian Processes for Machine Learning*, www.GaussianProcess.org (MIT Press, Cambridge, 2006).
- [50] L. P. Hammett, *Chem. Rev.* **17**, 125 (1935). Some relations between reaction rates and equilibrium constants.
- [51] L. P. Hammett, *J. Am. Chem. Soc.* **59**, 96 (1937). The effect of structure upon the reactions of organic compounds. Benzene derivatives.
- [52] D. G. Pettifor, *J. Phys. C: Solid State Phys.* **19**, 285 (1986). The structures of binary compounds: I. Phenomenological structure maps.
- [53] J. K. Nørskov, T. Bligaard, J. Rossmeisl, and C. H. Christensen, *Nature Chemistry* **1**, 37 (2009). Towards the computational design of solid catalysts.
- [54] F. Faber, A. Lindmaa, O. A. von Lilienfeld, and R. Armiento, *Int. J. Quantum Chem.* **115**, 1094 (2015). Crystal structure representations for machine learning models of formation energies.
- [55] G. Montavon, M. Rupp, V. Gobre, A. Vazquez-Mayagoitia, K. Hansen, A. Tkatchenko, K.-R. Müller, and O. A. von Lilienfeld, *New Journal of Physics* **15**, 095003 (2013). Machine learning of molecular electronic properties in chemical compound space.
- [56] K. Hansen, F. Biegler, R. Ramakrishnan, W. Pronobis, O. A. von Lilienfeld, K.-R. Müller, and A. Tkatchenko, *J. Phys. Chem. Lett.* **6**, 2326 (2015). Machine learning predictions of molecular properties: Accurate many-body potentials and nonlocality in chemical space.
- [57] O. A. von Lilienfeld, R. Ramakrishnan, M. Rupp, and A. Knoll, *Int. J. Quantum Chem.* **115**, 1084 (2015). Fourier series of atomic radial distribution functions: A molecular fingerprint for machine learning models of quantum chemical properties.
- [58] A. Lopez-Bezanilla and O. A. von Lilienfeld, *Phys. Rev. B* **89**, 235411 (2014). Modeling electronic quantum transport with machine learning.
- [59] L.-F. Arsenault, A. Lopez-Bezanilla, O. A. von Lilienfeld, and A. J. Millis, *Phys. Rev. B* **90**, 155136 (2014). Machine learning for many-body physics: the case of the anderson impurity model.
- [60] L.-F. Arsenault, O. A. von Lilienfeld, and A. J. Millis, *Phys. Rev. Lett.* (2015). Machine learning for many-body physics: efficient solution of dynamical mean-field theory.
- [61] R. Ramakrishnan, P. Dral, M. Rupp, and O. A. von Lilienfeld, *Scientific Data* **1**, 140022 (2014). Quantum chemistry structures and properties of 134 kilo molecules.
- [62] R. Ramakrishnan and O. A. von Lilienfeld, *CHIMIA* **69**, 182 (2015). Many molecular properties from one kernel in chemical space.
- [63] R. Ramakrishnan, P. Dral, M. Rupp, and O. A. von Lilienfeld, *J. Chem. Theory Comput.* **11**, 2087 (2015). Big data meets quantum chemistry approximations: The Δ -machine learning approach.
- [64] R. Ramakrishnan, M. Hartmann, and E. T. O. A. von Lilienfeld, *J. Chem. Phys.* **143**, 084111 (2015). Electronic spectra from TDDFT and machine learning in chemical space.
- [65] M. Rupp, R. Ramakrishnan, and O. A. von Lilienfeld, *J. Phys. Chem. Lett.* **6**, 3309 (2015). Machine learning for quantum mechanical properties of atoms in molecules.
- [66] T. Berau, D. Andrienko, and O. A. von Lilienfeld, *J. Chem. Theory Comput.* **11**, 3225 (2015). Transferable atomic multipole machine learning models for small organic molecules.
- [67] F. Faber, A. Lindmaa, O. A. von Lilienfeld, and R. Armiento, *Phys. Rev. Lett.* (2015). Machine learning energies for 2M Elpasolite (ABC₂D₆) crystals.
- [68] R. Ramakrishnan, G. Montavon, A. Tkatchenko, K.-R. Müller, and O. A. von Lilienfeld. Quantum-Machine-v2015.01: A parallel framework for training molecular properties in chemical space with quantum chemical accuracy and transferability.
- [69] K. Hansen, G. Montavon, F. Biegler, S. Fazli, M. Rupp, M. Scheffler, O. A. von Lilienfeld, A. Tkatchenko, and K.-R. Müller, *J. Chem. Theory Comput.* **9**, 3404 (2013). Assessment and validation of machine learning methods for predicting molecular atomization energies.
- [70] A. N. Tikhonov and V. Arsenin. *Solutions of ill-posed problems* (Vh Winston, 1977).
- [71] P. C. Hansen. *Discrete inverse problems: insight and algorithms*. vol. 7 (SIAM, 2010).
- [72] R. G. Parr and W. Yang. *Density functional theory of atoms and molecules* (Oxford Science Publications, 1989).
- [73] R. Todeschini and V. Consonni. *Handbook of Molecular Descriptors* (Wiley-VCH, Weinheim, 2009).
- [74] J. E. Moussa, *Phys. Rev. Lett.* **109**, 059801 (2012). Comment on “Fast and accurate modeling of molecular energies with machine learning”.
- [75] M. Rupp, A. Tkatchenko, K.-R. Müller, and O. A. von Lilienfeld, *Phys. Rev. Lett.* **109**, 059802 (2012). Reply to comment on “Fast and accurate modeling of molecular energies with machine learning”.
- [76] M. Hirn, N. Poilvert, and S. Mallat, (2015). Quantum energy regression using scattering transforms.
- [77] L. Ruddigkeit, R. van Deursen, L. Blum, and J.-L. Reymond, *J. Chem. Inf. Model.* **52**, 2684 (2012). Enumeration of 166 billion organic small molecules in the chemical universe database gdb-17.
- [78] R. Landauer, *IBM Journal of Research and Development* **1**, 223 (1957). Spatial variation of currents and fields due to localized scatterers in metallic conduction.
- [79] R. Landauer, *Philosophical Magazine* **21**, 863 (1970). Electrical resistance of disordered one-dimensional lattices.
- [80] M. Büttiker, *Phys. Rev. Lett.* **57**, 1761 (1986). Four-terminal phase-coherent conductance.
- [81] D. S. Fisher and P. A. Lee, *Phys. Rev. B* **23**, 6851 (1981). Relation between conductivity and transmission matrix.
- [82] M. Álvarez-Moreno, C. De Graaf, N. Lopez, F. Maseras, J. M. Poblet, and C. Bo, *J. Chem. Inf. Model.* **55**, 95 (2014). Managing the computational chemistry big data problem: The iochem-bd platform.
- [83] M. J. Harvey, N. J. Mason, A. McLean, P. Murray-Rust, H. S. Rzepa, and J. J. Stewart, *J. Cheminform.* **7**, 1 (2015). Standards-based curation of a decade-old

- digital repository dataset of molecular information.
- [84] J. Sadowski, J. Gasteiger, and G. Klebe, *J. Chem. Inf. Model.* **34**, 1000 (1994). Comparison of automatic three-dimensional model builders using 639 x-ray structures.
- [85] J. J. P. Stewart, *J. Mol. Modeling* **19**, 1 (2013). Optimization of parameters for semiempirical methods via more modifications to the nndo approximations and re-optimization of parameters.
- [86] W. Kohn and L. J. Sham, *Phys. Rev.* **140**, A1133 (1965). Self-consistent equations including exchange and correlation effects.
- [87] P. J. Stevens, F. J. Devlin, C. F. Chabalowski, and M. J. Frisch, *J. Phys. Chem.* **98**, 11623 (1993).
- [88] MOPAC2009, James J. P. Stewart, Stewart Computational Chemistry, Colorado Springs, CO, USA, <http://openmopac.net> (2008).
- [89] M. J. Frisch, G. W. Trucks, H. B. Schlegel, G. E. Scuseria, M. A. Robb, J. R. Cheeseman, G. Scalmani, V. Barone, B. Mennucci, G. A. Petersson, et al.. Gaussian 09 revision D.01.
- [90] L. A. Curtiss, P. C. Redfern, and K. Raghavachari, *J. Chem. Phys.* **127**, 124105 (2007). Gaussian-4 theory using reduced order perturbation theory.
- [91] T. D. Huan, A. Mannodi-Kanakithodi, and R. Ramprasad, *Phys. Rev. B* **92**, 014106 (2015). Accelerated materials property predictions and design using motif-based fingerprints.
- [92] P. O. Dral, O. A. von Lilienfeld, and W. Thiel, *J. Chem. Theory Comput.* **11**, 2120 (2015). Machine learning of parameters for accurate semiempirical quantum chemical calculations.
- [93] F. Furche and R. Ahlrichs, *J. Chem. Phys.* **117**, 7433 (2002). Adiabatic time-dependent density functional methods for excited state properties.
- [94] C. Hättig and F. Weigend, *J. Chem. Phys.* **113**, 5154 (2000). CC2 excitation energy calculations on large molecules using the resolution of the identity approximation.
- [95] F. Weigend and R. Ahlrichs, *Phys. Chem. Chem. Phys.* **7**, 3297 (2005). Balanced basis sets of split valence, triple zeta valence and quadruple zeta valence quality for H to Rn: design and assessment of accuracy.
- [96] J. P. Perdew, K. Burke, and M. Ernzerhof, *Phys. Rev. Lett.* **77**, 3865 (1996). Generalized gradient approximation made simple.
- [97] J. P. Perdew, M. Ernzerhof, and K. Burke, *J. Chem. Phys.* **105**, 9982 (1996). Rationale for mixing exact exchange with density functional approximations.
- [98] C. Adamo and V. Barone, *J. Chem. Phys.* **110**, 6158 (1999). Toward reliable density functional methods without adjustable parameters: The PBE0 model.
- [99] T. Yanai, D. P. Tew, and N. C. Handy, *Chem. Phys. Lett.* **393**, 51 (2004). A new hybrid exchange–correlation functional using the coulomb-attenuating method (CAM-B3LYP).
- [100] M. Rupp, *Int. J. Quantum Chem.* **115**, 1058 (2015). Machine learning for quantum mechanics in a nutshell.
- [101] J. C. Snyder, M. Rupp, K. Hansen, L. Blooston, K.-R. Müller, and K. Burke, *J. Chem. Phys.* **139**, 224104 (2013). Orbital-free bond breaking via machine learning.
- [102] J. P. Perdew and K. Schmidt. in *AIP Conference Proceedings* (IOP Institute of Physics Publishing LTD, 2001). pp. 1–20.
- [103] R. P. Feynman, *Phys. Rev.* **56**, 340 (1939). Forces in molecules.
- [104] R. Ramakrishnan and G. Rauhut, *J. Chem. Phys.* **142**, 154118 (2015). Semi-quartic force fields retrieved from multi-mode expansions: Accuracy, scaling behavior and approximations.
- [105] Z. Li, J. R. Kermode, and A. De Vita, *Phys. Rev. Lett.* **114**, 096405 (2015). Molecular dynamics with on-the-fly machine learning of quantum-mechanical forces.
- [106] M. Caccin, Z. Li, J. R. Kermode, and A. De Vita, *Int. J. Quantum Chem.* **115**, 1129 (2015). A framework for machine-learning-augmented multiscale atomistic simulations on parallel supercomputers.
- [107] V. Botu and R. Ramprasad, *Phys. Rev. B* **92**, 094306 (2015). Learning scheme to predict atomic forces and accelerate materials simulations.
- [108] T. Berau and O. A. von Lilienfeld, *J. Chem. Phys.* **141**, 034101 (2014). Toward transferable interatomic van der waals interactions without electrons: The role of multipole electrostatics and many-body dispersion.
- [109] P. O. Dral, O. A. von Lilienfeld, and W. Thiel, *J. Chem. Theory Comput.* **11**, 2120 (2015). Machine learning of parameters for accurate semiempirical quantum chemical calculations.
- [110] L. M. Ghiringhelli, J. Vybiral, S. V. Levchenko, C. Draxl, and M. Scheffler, *Phys. Rev. Lett.* **114**, 105503 (2015). Big data of materials science: Critical role of the descriptor.
- [111] G. Montavon, K. Hansen, S. Fazli, M. Rupp, F. Biegler, A. Ziehe, A. Tkatchenko, O. A. von Lilienfeld, and K.-R. Müller, *NIPS proceedings* **25**, 449 (2012). Learning invariant representations of molecules for atomization energy prediction.