

# Directional $\mathcal{H}^2$ -matrix compression for high-frequency problems

Steffen Börm

16th of September, 2015

Standard numerical algorithms like the fast multipole method or  $\mathcal{H}$ -matrix schemes rely on low-rank approximations of the underlying kernel function. For high-frequency problems, the ranks grow rapidly as the mesh is refined, and standard techniques are no longer attractive.

*Directional* compression techniques solve this problem by using decompositions based on plane waves. Taking advantage of hierarchical relations between these waves' directions, an efficient approximation is obtained.

This paper is dedicated to *directional  $\mathcal{H}^2$ -matrices* that employ local low-rank approximations to handle directional representations efficiently.

The key result is an algorithm that takes an arbitrary matrix and finds a quasi-optimal approximation of this matrix as a directional  $\mathcal{H}^2$ -matrix using a prescribed block tree. The algorithm can reach any given accuracy, and the approximation requires only  $\mathcal{O}(nk + \kappa^2 k^2 \log n)$  units of storage, where  $n$  is the matrix dimension,  $\kappa$  is the wave number, and  $k$  is the local rank. In particular, we have a complexity of  $\mathcal{O}(nk)$  if  $\kappa$  is constant and  $\mathcal{O}(nk \log n)$  for high-frequency problems characterized by  $\kappa^2 \sim n/k$ .

Since the algorithm can be applied to arbitrary matrices, it can serve as the foundation of fast techniques for constructing preconditioners.

## 1 Introduction

We consider the Helmholtz single layer potential operator

$$\mathcal{G}[u](x) := \int_{\Omega} g(x, y) u(y) dy,$$

where  $\Omega \subseteq \mathbb{R}^3$  is a surface and

$$g(x, y) = \frac{\exp(i\kappa\|x - y\|)}{4\pi\|x - y\|} \quad (1)$$

denotes the Helmholtz kernel function with the wave number  $\kappa \in \mathbb{R}_{\geq 0}$ .

Applying a standard Galerkin discretization scheme with a finite element basis  $(\varphi_i)_{i \in \mathcal{I}}$  leads to the stiffness matrix  $G \in \mathbb{C}^{\mathcal{I} \times \mathcal{I}}$  given by

$$g_{ij} = \int_{\Omega} \varphi_i(x) \int_{\Omega} g(x, y) \varphi_j(y) dy dx \quad \text{for all } i, j \in \mathcal{I}, \quad (2)$$

where we assume that the basis functions are sufficiently smooth to ensure that the integrals are well-defined even for  $x = y$ . Due to  $g(x, y) \neq 0$  for all  $x \neq y$ , the matrix  $G$  is not sparse and therefore requires special handling if we want to construct an efficient algorithm.

Standard techniques like fast multipole expansions [23, 17], panel clustering [20, 25], or hierarchical matrices [18, 19, 15] rely on local low-rank approximations of the matrix.

In the case of the high-frequency Helmholtz equation, e.g., if the product of the wave number  $\kappa$  and the mesh width  $h$  is relatively large, these techniques can no longer be applied since the local ranks become too large.

The *fast multipole method* can be generalized to handle this problem by employing a special expansion that leads to operators that can be diagonalized, and therefore evaluated efficiently [24, 16].

The *butterfly method* (also known as multi-level matrix decomposition algorithms, MLMDA) [22] achieves a similar goal by using permutations and block-diagonal transformations in a pattern closely related to the fast Fourier transformation algorithm.

*Directional methods* [11, 12, 21, 1] take advantage of the fact that the Helmholtz kernel (1) can be written as a product of a plane wave and a function that is smooth inside a conical domain. Replacing this smooth function by a suitable approximation results in fast summation schemes.

We will focus on directional methods, since they can be applied in a more general setting than the fast multipole expansions based on special functions and since they offer the chance of achieving better compression rates than the butterfly scheme.

In particular, we will work with *directional  $\mathcal{H}^2$ -matrices* (abbreviated  $\mathcal{DH}^2$ -matrices) introduced in [1], the algebraic counterparts of the directional approximation schemes used in [11, 12, 21]. The article [1] presents a cross approximation scheme that can be used to construct an  $\mathcal{DH}^2$ -matrix approximation based on a relatively small number of matrix coefficients.

In the present paper, we follow a different approach: for standard  $\mathcal{H}^2$ -matrices, there is an algorithm [8] that approximates an arbitrary matrix by an  $\mathcal{H}^2$ -matrix, guaranteeing a prescribed accuracy. Relying exclusively on orthogonal transformations, the algorithm is very stable and has shown itself to be very reliable in practice.

Although the algorithm is originally formulated for dense matrices, it can be easily adapted to compress  $\mathcal{H}$ - and  $\mathcal{H}^2$ -matrices [2], to merge  $\mathcal{H}^2$ -submatrices [4], and to perform matrix arithmetic operations like addition, multiplication and inversion [9] to construct robust data-sparse preconditioners.

We will generalize this fundamental algorithm to construct  $\mathcal{DH}^2$ -matrices, present rigorous error estimates, outline an efficient error control strategy, and provide bounds for the storage requirements and computational work.

In the original paper [1] a directional approximation is used only for large subdomains, while a standard  $\mathcal{H}$ -matrix approximation is used for small subdomains. Since  $\mathcal{H}$ -matrices have a complexity of at least  $\Omega(nk \log n)$ , this approach cannot reach a better efficiency even in the low-frequency case.

In the present paper, we generalize the more efficient  $\mathcal{H}^2$ -matrix representations and obtain a complexity of  $\mathcal{O}(nk + \kappa^2 k^2 \log(n))$ , i.e., we have  $\mathcal{O}(nk)$  for low-frequency problems and  $\mathcal{O}(nk \log n)$  in the case of high frequencies. Not only does this unified approach improve the complexity estimates, it also allows us to use the same algorithms across the entire range of resolutions and frequencies and leads to “cleaner” implementations.

The paper is organized as follows: Section 2 introduces  $\mathcal{DH}^2$ -matrices, using directional interpolation methods [21] as an example motivating the algebraic structure.

Section 3 presents admissibility conditions that allow us to find submatrices that can be approximated by low rank. By choosing the required directions in a separate step, we can keep the algorithm quite close to standard techniques for  $\mathcal{H}$ - and  $\mathcal{H}^2$ -matrices.

Section 4 outlines how the standard  $\mathcal{H}^2$ -matrix-vector multiplication algorithm can be generalized to handle directional approximations, in particular how forward and backward transformations have to be modified.

Section 5 is devoted to the first main result, an estimate for the storage requirements and the computational work of the matrix-vector multiplication. Compared to previous work, we use significantly weaker assumptions: the clusters are not required to shrink at a fixed rate, the leaf clusters are not required to be on the same level of the tree, and we can handle volumes, surfaces and curves uniformly via the “curvature condition” (12). The main result in this section is the complexity estimate provided by Theorem 12.

Section 6 introduces the fundamental compression algorithm that can be used to approximate an arbitrary matrix by an  $\mathcal{DH}^2$ -matrix guaranteeing a prescribed accuracy. The main results in this section are Theorem 15, that gives an estimate for the approximation error that depends only on quantities we can control explicitly, and Theorem 17 that gives an estimate of  $\mathcal{O}(n^2 k)$  for the computational work required by the compression algorithm, which is close to the optimum reachable by an algorithm that, after all, has to handle the  $n^2$  coefficients describing the original matrix. If the original matrix is represented in a data-sparse format, e.g., as an  $\mathcal{H}$ - or  $\mathcal{H}^2$ -matrix, this property can of course be used to significantly reduced the computational work [5, Chapter 6], but we do not discuss the technical details here.

The final Section 7 contains a number of numerical experiments that illustrate the potential of the  $\mathcal{DH}^2$ -matrix representation.

## 2 Directional $\mathcal{H}^2$ -matrices

Hierarchical matrix methods are based on decompositions of the matrix  $G$  into submatrices that can be approximated by factorized low-rank matrices. In order to find out how these submatrices and the factorization have to be chosen, we consider the approximation scheme described in [21] and translate the resulting compressed representation into an algebraical definition that can be applied in more general situations.

In order to describe the decomposition into submatrices, we first introduce a hierarchy of subsets of the index set  $\mathcal{I}$  corresponding to the *box trees* used, e.g., in fast multipole methods.

**Definition 1 (Cluster tree)** Let  $\mathcal{T}$  be a labeled tree such that the label  $\hat{t}$  of each node  $t \in \mathcal{T}$  is a subset of the index set  $\mathcal{I}$ . We call  $\mathcal{T}$  a cluster tree for  $\mathcal{I}$  if

- the root  $r \in \mathcal{T}$  is assigned  $\hat{r} = \mathcal{I}$ ,
- the index sets of siblings are disjoint, i.e.,

$$t_1 \neq t_2 \implies \hat{t}_1 \cap \hat{t}_2 = \emptyset \quad \text{for all } t \in \mathcal{T}, \ t_1, t_2 \in \text{sons}(t), \text{ and}$$

- the index sets of a cluster's sons are a partition of their father's index set, i.e.,

$$\hat{t} = \bigcup_{t' \in \text{sons}(t)} \hat{t}' \quad \text{for all } t \in \mathcal{T} \text{ with } \text{sons}(t) \neq \emptyset.$$

A cluster tree for  $\mathcal{I}$  is usually denoted by  $\mathcal{T}_{\mathcal{I}}$ . Its nodes are called clusters.

A cluster tree  $\mathcal{T}_{\mathcal{I}}$  can be split into levels: we let  $\mathcal{T}_{\mathcal{I}}^{(0)}$  be the set containing only the root of  $\mathcal{T}_{\mathcal{I}}$  and define

$$\mathcal{T}_{\mathcal{I}}^{(\ell)} := \{t' \in \mathcal{T}_{\mathcal{I}} : t' \in \text{sons}(t) \text{ for a } t \in \mathcal{T}_{\mathcal{I}}^{(\ell-1)}\} \quad \text{for all } \ell \in \mathbb{N}.$$

For each cluster  $t \in \mathcal{T}_{\mathcal{I}}$ , there is exactly one  $\ell \in \mathbb{N}_0$  such that  $t \in \mathcal{T}_{\mathcal{I}}^{(\ell)}$ . We call this the *level number* of  $t$  and denote it by  $\text{level}(t) = \ell$ . The maximal level

$$p_{\mathcal{I}} := \max\{\text{level}(t) : t \in \mathcal{T}_{\mathcal{I}}\}$$

is called the *depth* of the cluster tree.

Pairs of clusters  $(t, s)$  correspond to subsets  $\hat{t} \times \hat{s}$  of  $\mathcal{I} \times \mathcal{I}$ , i.e., to submatrices of  $G \in \mathbb{C}^{\mathcal{I} \times \mathcal{I}}$ . These pairs inherit the hierarchical structure provided by the cluster tree.

**Definition 2 (Block tree)** Let  $\mathcal{T}$  be a labeled tree, and let  $\mathcal{T}_{\mathcal{I}}$  and  $\mathcal{T}_{\mathcal{J}}$  be cluster trees for index sets  $\mathcal{I}$  and  $\mathcal{J}$  with roots  $r_{\mathcal{I}}$  and  $r_{\mathcal{J}}$ . We call  $\mathcal{T}$  a block tree for  $\mathcal{T}_{\mathcal{I}}$  and  $\mathcal{T}_{\mathcal{J}}$  if

- for each  $b \in \mathcal{T}$  there are  $t \in \mathcal{T}_{\mathcal{I}}$ ,  $s \in \mathcal{T}_{\mathcal{J}}$  such that  $b = (t, s)$ ,
- the root  $r \in \mathcal{T}$  satisfies  $r = (r_{\mathcal{I}}, r_{\mathcal{J}})$ ,
- the label of  $b = (t, s) \in \mathcal{T}$  is given by  $\hat{b} = \hat{t} \times \hat{s}$ , and
- for each  $b = (t, s) \in \mathcal{T}$  we have

$$\text{sons}(b) \neq \emptyset \implies \text{sons}(b) = \text{sons}(t) \times \text{sons}(s).$$

A block tree for  $\mathcal{T}_{\mathcal{I}}$  and  $\mathcal{T}_{\mathcal{J}}$  is usually denoted by  $\mathcal{T}_{\mathcal{I} \times \mathcal{J}}$ . Its nodes are called blocks.

In the following, we assume that a cluster tree  $\mathcal{T}_{\mathcal{I}}$  for the index set  $\mathcal{I}$  and a block tree  $\mathcal{T}_{\mathcal{I} \times \mathcal{I}}$  for  $\mathcal{T}_{\mathcal{I}}$  are given.

We have to identify submatrices, corresponding to blocks, that can be approximated efficiently. Considering a submatrix  $G|_{\hat{t} \times \hat{s}}$  corresponding to a block  $b = (t, s)$ , the standard approach is to use a tensor-product approximation of the kernel function  $g$  that is valid on the supports of the basis functions  $\varphi_i$  and  $\varphi_j$  for  $i \in \hat{t}$  and  $j \in \hat{s}$ , respectively. Since working directly with these supports is too expensive, we introduce *bounding boxes*, i.e., for each  $t \in \mathcal{T}_{\mathcal{I}}$  and we construct an axis-parallel box  $B_t$  such that

$$\text{supp}(\varphi_i) \subseteq B_t \quad \text{for all } i \in \hat{t}.$$

If we have a tensor-product approximation  $\tilde{g}_{ts}$  of  $g$  that is sufficiently accurate on  $B_t \times B_s$ , we can use it to replace  $g$  in (2) and obtain a low-rank matrix.

Standard techniques for finding such local approximations of  $g$  include fast multipole expansions [23, 17], panel-clustering techniques [20, 25], cross-approximation methods [7], and recently quadrature formulas [6].

In order to handle the oscillatory nature of the Helmholtz kernel (1), we focus on directional approximation methods [11, 12, 21, 1] that are based on the idea that plane waves

$$x \mapsto \exp(i\kappa \langle x - y, c \rangle)$$

can be used to approximate the spherical waves appearing in the kernel function. Here  $\kappa$  is again the wave number, while  $c \in \mathbb{R}^3$  is a unit vector describing the direction in which the wave is traveling.

**Definition 3 (Hierarchical directions)** Let  $(\mathcal{D}_\ell)_{\ell=0}^\infty$  be a family of finite subsets of  $\mathbb{R}^3$ . It is called a family of hierarchical directions if

$$\|c\| = 1 \vee c = 0 \quad \text{for all } c \in \mathcal{D}_\ell, \ell \in \mathbb{N}_0.$$

Let  $(\text{sd}_\ell)_{\ell=0}^\infty$  be a family of mapping  $\text{sd}_\ell : \mathcal{D}_\ell \rightarrow \mathcal{D}_{\ell+1}$ . It is called a family of compatible son mappings if

$$\|c - \text{sd}_\ell(c)\| \leq \|c - \tilde{c}\| \quad \text{for all } c \in \mathcal{D}_\ell, \tilde{c} \in \mathcal{D}_{\ell+1}, \ell \in \mathbb{N}_0.$$

Given a cluster tree  $\mathcal{T}_{\mathcal{I}}$ , a family of hierarchical directions and a family of compatible son mappings, we write

$$\mathcal{D}_t := \mathcal{D}_{\text{level}(t)}, \quad \text{sd}_t(c) := \text{sd}_{\text{level}(t)}(c) \quad \text{for all } t \in \mathcal{T}_{\mathcal{I}}, c \in \mathcal{D}_{\text{level}(t)}.$$

Let  $(\mathcal{D}_\ell)_{\ell=0}^\infty$  be a family of hierarchical directions and  $(\text{sd}_\ell)_{\ell=0}^\infty$  a family of compatible son mappings.

We consider the approximation of the submatrix  $G|_{\hat{t} \times \hat{s}}$  corresponding to a block  $b = (t, s) \in \mathcal{T}_{\mathcal{I} \times \mathcal{I}}$ . By Definition 2, we know that  $t$  and  $s$  are clusters on the same level of  $\mathcal{T}_{\mathcal{I}}$ , and Definition 3 implies  $\mathcal{D}_t = \mathcal{D}_s$ .

For a given direction  $c \in \mathcal{D}_t = \mathcal{D}_s$ , we find

$$g(x, y) = \frac{\exp(i\kappa\|x - y\|)}{\|x - y\|} = \underbrace{\frac{\exp(i\kappa\|x - y\| - i\kappa\langle x - y, c \rangle)}{\|x - y\|}}_{=:g_c(x, y)} \exp(i\kappa\langle x - y, c \rangle). \quad (3)$$

Due to

$$\begin{aligned} \kappa\|x - y\| - \kappa\langle x - y, c \rangle &= \kappa\|x - y\|(1 - \cos \angle(x - y, c)) \\ &\approx \frac{\kappa}{2}\|x - y\| \sin^2 \angle(x - y, c), \end{aligned}$$

the function

$$g_c(x, y) = \frac{\exp(i\kappa\|x - y\| - i\kappa\langle x - y, c \rangle)}{\|x - y\|}$$

is smooth as long as the angle between  $x - y$  and  $c$  is sufficiently small and we are sufficiently far from the singularity.

Following [21], we can approximate  $g_c$  by interpolation. We fix

- interpolation points  $(\xi_{t,\nu})_{\nu=1}^k$  for each cluster  $t \in \mathcal{T}_I$  and
- corresponding Lagrange polynomials  $(\ell_{t,\nu})_{\nu=1}^k$ .

Tensor Chebyshev points are a good choice, since they lead to an interpolation scheme of almost optimal stability. The interpolating polynomial for  $g_c$  is given by

$$\tilde{g}_{c,ts}(x, y) = \sum_{\nu=1}^k \sum_{\mu=1}^k g_c(\xi_{t,\nu}, \xi_{s,\mu}) \ell_{t,\nu}(x) \ell_{s,\mu}(y),$$

and using it to replace  $g_c$  in (3) leads to

$$\begin{aligned} g(x, y) &= g_c(x, y) \exp(i\kappa\langle x - y, c \rangle) \approx \tilde{g}_{c,ts}(x, y) \exp(i\kappa\langle x - y, c \rangle) \\ &= \sum_{\nu=1}^k \sum_{\mu=1}^k g_c(\xi_{t,\nu}, \xi_{s,\mu}) \exp(i\kappa\langle x, c \rangle) \ell_{t,\nu}(x) \exp(-i\kappa\langle y, c \rangle) \ell_{s,\mu}(y). \end{aligned}$$

We introduce

$$\begin{aligned} s_{b,\nu\mu} &:= g_c(\xi_{t,\nu}, \xi_{s,\mu}), \\ \ell_{tc,\nu}(x) &:= \exp(i\kappa\langle x, c \rangle) \ell_{t,\nu}(x), \quad \ell_{sc,\mu}(x) := \exp(i\kappa\langle y, c \rangle) \ell_{s,\mu}(y), \end{aligned}$$

and obtain

$$g(x, y) \approx \tilde{g}_b(x, y) := \sum_{\nu=1}^k \sum_{\mu=1}^k s_{b,\nu\mu} \ell_{tc,\nu}(x) \overline{\ell_{sc,\mu}(y)}. \quad (4)$$

Replacing  $g$  by  $\tilde{g}_b$  in (2) yields

$$g_{ij} \approx \int_{\Omega} \varphi_i(x) \int_{\Omega} \tilde{g}_{ts}(x, y) \varphi_j(y) dy dx$$

$$\begin{aligned}
&= \sum_{\nu=1}^k \sum_{\mu=1}^k s_{b,\nu\mu} \underbrace{\int_{\Omega} \varphi_i(x) \ell_{tc,\nu}(x) dx}_{=: v_{tc,i\nu}} \int_{\Omega} \varphi_j(y) \overline{\ell_{sc,\mu}(y)} dy \\
&= \sum_{\nu=1}^k \sum_{\mu=1}^k s_{b,\nu\mu} v_{tc,i\nu} \overline{v_{sc,j\mu}} = (V_{tc} S_b V_{sc}^*)_{ij} \quad \text{for all } i \in \hat{t}, j \in \hat{s}.
\end{aligned}$$

Due to  $S_b \in \mathbb{C}^{k \times k}$ , this is a factorized low-rank approximation

$$G|_{\hat{t} \times \hat{s}} \approx V_{tc} S_b V_{sc}^*. \quad (5)$$

In order to handle the matrices  $V_{tc}$  efficiently, we take advantage of the hierarchy provided by the cluster tree: given a son  $t' \in \text{sons}(t)$  and the best approximation  $c' := \text{sd}_t(c)$  of the direction  $c$  in  $t'$ , we look for a matrix  $E_{t'c} \in \mathbb{C}^{k \times k}$  such that

$$V_{tc}|_{\hat{t}' \times k} \approx V_{t'c'} E_{t'c}. \quad (6)$$

This property allows us to avoid storing  $V_{tc} \in \mathbb{C}^{\hat{t} \times k}$  by only storing the small matrices  $E_{t'c} \in \mathbb{C}^{k \times k}$ . We can construct the matrix  $E_{t'c}$  by interpolating the function

$$x \mapsto \exp(i\kappa \langle x, c - c' \rangle) \ell_{t,\nu}(x).$$

Assuming that the angle between  $c$  and  $c'$  is sufficiently small, this function is smooth and we find

$$\begin{aligned}
\ell_{tc,\nu}(x) &= \exp(i\kappa \langle x, c \rangle) \ell_{t,\nu}(x) = \exp(i\kappa \langle x, c' \rangle) \exp(i\kappa \langle x, c - c' \rangle) \ell_{t,\nu}(x) \\
&\approx \exp(i\kappa \langle x, c' \rangle) \sum_{\nu'=1}^k \underbrace{\exp(i\kappa \langle \xi_{t',\nu'}, c - c' \rangle) \ell_{t,\nu}(\xi_{t',\nu'})}_{=: e_{t'c,\nu'\nu}} \ell_{t',\nu'}(x) \\
&= \sum_{\nu'=1}^k e_{t'c,\nu'\nu} \ell_{t'c',\nu'}(x).
\end{aligned}$$

This approach immediately yields

$$v_{tc,i\nu} = \int_{\Omega} \varphi_i(x) \ell_{tc,\nu}(x) dx \approx \sum_{\nu'=1}^k e_{t'c,\nu'\nu} \int_{\Omega} \varphi_i(x) \ell_{t'c',\nu'}(x) dx = (V_{t'c'} E_{t'c})_{i\nu}$$

for all  $i \in \hat{t}'$  and  $\nu \in [1 : k]$ , which is equivalent to (6).

The notation “ $E_{t'c}$ ” (instead of something like “ $E_{t'tc'c}$ ” listing all parameters) for the matrices is justified since the father  $t \in \mathcal{T}_{\mathcal{I}}$  is uniquely determined by  $t' \in \mathcal{T}_{\mathcal{I}}$  due to the tree structure and the direction  $c' = \text{sd}_t(c)$  is uniquely determined by  $c \in \mathcal{D}_t$  due to our Definition 3.

Our (approximate) equation (6) gives rise to the following definition.

**Definition 4 (Directional cluster basis)** Let  $k \in \mathbb{N}$ , and let  $V = (V_{tc})_{t \in \mathcal{T}_{\mathcal{I}}, c \in \mathcal{D}_t}$  be a family of matrices. We call it a directional cluster basis if

- $V_{tc} \in \mathbb{C}^{\hat{t} \times k}$  for all  $t \in \mathcal{T}_{\mathcal{I}}$  and  $c \in \mathcal{D}_t$ , and
- there is a family  $E = (E_{t'c})_{t \in \mathcal{T}_{\mathcal{I}}, t' \in \text{sons}(t), c \in \mathcal{D}_t}$  such that

$$V_{tc}|_{\hat{t}' \times k} = V_{t'c'} E_{t'c} \quad \text{for all } t \in \mathcal{T}_{\mathcal{I}}, t' \in \text{sons}(t), c \in \mathcal{D}_t, c' = \text{sd}_t(c). \quad (7)$$

The elements of the family  $E$  are called transfer matrices for the directional cluster basis  $V$ , and  $k$  is called its rank.

We can now define the class of matrices that is the subject of this article: we denote the leaves of the block tree  $\mathcal{T}_{\mathcal{I} \times \mathcal{I}}$  by

$$\mathcal{L}_{\mathcal{I} \times \mathcal{I}} := \{b \in \mathcal{T}_{\mathcal{I} \times \mathcal{I}} : \text{sons}(b) = \emptyset\}$$

and have to represent each of the submatrices  $G|_{\hat{t} \times \hat{s}}$  for  $b = (t, s) \in \mathcal{L}_{\mathcal{I} \times \mathcal{I}}$ . For most of these submatrices, we can find an approximation of the form (5). These matrices are called *admissible* and collected in a subset

$$\mathcal{L}_{\mathcal{I} \times \mathcal{I}}^+ := \{b \in \mathcal{L}_{\mathcal{I} \times \mathcal{I}} : b \text{ is admissible}\}.$$

The remaining blocks are called *inadmissible* and collected in the set

$$\mathcal{L}_{\mathcal{I} \times \mathcal{I}}^- := \mathcal{L}_{\mathcal{I} \times \mathcal{I}} \setminus \mathcal{L}_{\mathcal{I} \times \mathcal{I}}^+.$$

How to decide whether a block is admissible or not is the topic of the next section.

**Definition 5 (Directional  $\mathcal{H}^2$ -matrix)** Let  $V$  and  $W$  be directional cluster bases for  $\mathcal{T}_{\mathcal{I}}$ . Let  $G \in \mathbb{C}^{\mathcal{I} \times \mathcal{I}}$  be matrix. We call it a directional  $\mathcal{H}^2$ -matrix or short an  $\mathcal{DH}^2$ -matrix if there are families  $S = (S_b)_{b \in \mathcal{L}_{\mathcal{I} \times \mathcal{I}}^+}$  and  $(c_b)_{b \in \mathcal{L}_{\mathcal{I} \times \mathcal{I}}^+}$  such that

- $S_b \in \mathbb{C}^{k \times k}$  and  $c_b \in \mathcal{D}_t = \mathcal{D}_s$  for all  $b = (t, s) \in \mathcal{L}_{\mathcal{I} \times \mathcal{I}}^+$ , and
- $G|_{\hat{t} \times \hat{s}} = V_{tc} S_b W_{sc}^*$  with  $c = c_b$  for all  $b = (t, s) \in \mathcal{L}_{\mathcal{I} \times \mathcal{I}}^+$ .

The elements of the family  $S$  are called coupling matrices, and  $c_b$  is called the block direction for  $b \in \mathcal{T}_{\mathcal{I} \times \mathcal{I}}$ . The cluster bases  $V$  and  $W$  are called the row cluster basis and column cluster basis, respectively.

A  $\mathcal{DH}^2$ -matrix representation of a  $\mathcal{DH}^2$ -matrix  $G$  consists of  $V$ ,  $W$ ,  $S$  and the family  $(G|_{\hat{b}})_{b \in \mathcal{L}_{\mathcal{I} \times \mathcal{I}}^-}$  of nearfield matrices corresponding to the inadmissible leaves of  $\mathcal{T}_{\mathcal{I} \times \mathcal{I}}$ .

**Remark 6 (Directional  $\mathcal{H}^2$ -matrix)** The name “directional  $\mathcal{H}^2$ -matrix” is also used in [1], but defined a little differently: instead of using the representation (5) for all admissible blocks, the algorithm in [1] uses standard  $\mathcal{H}$ -matrices for small clusters.

In the case of a constant wave number  $\kappa$ , our approach yields a complexity of  $\mathcal{O}(nk)$  (cf. Theorem 12), while the approach in [1] can be no better than  $\Omega(nk \log n)$ .



### 3 Admissibility

In order to construct a  $\mathcal{DH}^2$ -matrix approximation, we have to find a cluster tree  $\mathcal{T}_{\mathcal{I}}$ , a block tree  $\mathcal{T}_{\mathcal{I} \times \mathcal{I}}$ , and a family of hierarchical directions  $(\mathcal{D}_t)_{t \in \mathcal{T}_{\mathcal{I}}}$  such that

$$G|_{\hat{t} \times \hat{s}} \approx V_{tc} S_b W_{sc}^* \quad \text{for all } b = (t, s) \in \mathcal{L}_{\mathcal{I} \times \mathcal{I}}^+, \quad c = c_b.$$

An analysis of the approximation scheme (cf., e.g., [21]) indicates that this is the case if three *admissibility conditions* hold:

$$\kappa \left\| \frac{m_t - m_s}{\|m_t - m_s\|} - c \right\| \leq \frac{\eta_1}{\max\{\text{diam}(B_t), \text{diam}(B_s)\}}, \quad (8a)$$

$$\kappa \max\{\text{diam}^2(B_t), \text{diam}^2(B_s)\} \leq \eta_2 \text{dist}(B_t, B_s), \quad \text{and} \quad (8b)$$

$$\max\{\text{diam}(B_t), \text{diam}(B_s)\} \leq \eta_2 \text{dist}(B_t, B_s), \quad (8c)$$

where  $m_t$  and  $m_s$  denote the centers of the bounding boxes  $B_t$  and  $B_s$  and  $\eta_1, \eta_2 > 0$  are parameters that can be chosen to balance storage requirements and accuracy.

The first condition (8a) ensures that the direction  $c$  of the plane-wave approximation is sufficiently close to the direction of the wave traveling from  $m_t$  to  $m_s$ .

The second condition (8b) is equivalent to

$$\frac{\max\{\text{diam}(B_t), \text{diam}(B_s)\}}{\text{dist}(B_t, B_s)} \leq \frac{\eta_2}{\kappa \max\{\text{diam}(B_t), \text{diam}(B_s)\}},$$

it ensures that the angle between all vectors  $x - y$  for  $x \in B_t$  and  $y \in B_s$  is bounded and that this bound shrinks when the wave number or the cluster diameter grows.

The third condition (8c) provides an upper bound for the same angle that is independent of wave number and cluster diameter. This is the standard admissibility condition that is also used for the Laplace equation or linear elasticity.

In order to obtain a simple algorithm, we treat the first condition (8a) separately from the others: for each level  $\ell$  of the cluster tree, we compute the maximal diameter

$$\delta_\ell := \max\{\text{diam}(B_t) : t \in \mathcal{T}_{\mathcal{I}}, \text{level}(t) = \ell\}$$

of all bounding boxes and then fix a set of directions  $\mathcal{D}_\ell$  such that

$$\|z - c\| \leq \frac{\eta_1}{\kappa \delta_\ell} \quad \text{for all } z \in \mathbb{R}^3, \quad \|z\| = 1.$$

If all clusters on level  $\ell$  share this set  $\mathcal{D}_\ell$  of directions, the condition (8a) is guaranteed since  $(m_t - m_s)/\|m_t - m_s\|$  is a unit vector for all  $t, s \in \mathcal{T}_{\mathcal{I}}$ .

In our numerical experiments, we construct the sets  $\mathcal{D}_\ell$  by splitting the surface of the cube  $[-1, 1]^3$  into squares with diameter  $\leq 2\eta_2/(\kappa \delta_\ell)$ , considering these squares' midpoints  $\tilde{c}$ , and projecting them by  $c := \tilde{c}/\|\tilde{c}\|$  to the unit sphere. The two-dimensional case is illustrated in Figure 1. By construction, each point on the cube's surface has a distance of less than  $\eta_2/(\kappa \delta_\ell)$  to one of the midpoints, and we only have to prove that the same holds for the points' projections to the unit sphere.

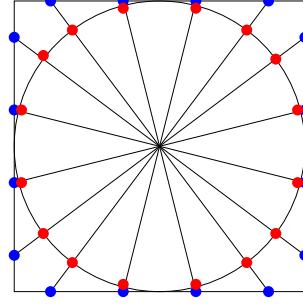


Figure 1: Constructing directions by projecting a regular mesh to the unit circle

**Lemma 7 (Projection)** *Let  $x, y \in \mathbb{R}^n$  with  $\|x\|, \|y\| \geq 1$ . We have*

$$\left\| \frac{x}{\|x\|} - \frac{y}{\|y\|} \right\| \leq \|x - y\|.$$

*Proof.* We assume  $1 \leq \|x\| \leq \|y\|$  without loss of generality and define

$$\tilde{y} := \frac{\langle x, y \rangle}{\|x\| \|y\|^2} y.$$

Due to

$$\left\langle \frac{x}{\|x\|} - \tilde{y}, y \right\rangle = \frac{\langle x, y \rangle}{\|x\|} - \frac{\langle x, y \rangle}{\|x\|} = 0,$$

we can apply Pythagoras' equation and the Cauchy-Schwarz inequality to find

$$\begin{aligned} \left\| \frac{x}{\|x\|} - \frac{y}{\|y\|} \right\|^2 &= \left\| \frac{x}{\|x\|} - \tilde{y} + \left( \frac{\langle x, y \rangle}{\|x\| \|y\|^2} - \frac{1}{\|y\|} \right) y \right\|^2 \\ &= \left\| \frac{x}{\|x\|} - \tilde{y} \right\|^2 + \left( \frac{\|x\| \|y\| - \langle x, y \rangle}{\|x\| \|y\|^2} \right)^2 \|y\|^2 \\ &\leq \left\| \frac{x}{\|x\|} - \tilde{y} \right\|^2 + \left( \frac{\|y\|^2 - \langle x, y \rangle}{\|x\| \|y\|^2} \right)^2 \|y\|^2 \\ &= \left\| \frac{x}{\|x\|} - \tilde{y} + \left( \frac{\langle x, y \rangle}{\|x\| \|y\|^2} - \frac{1}{\|x\|} \right) y \right\|^2 = \frac{\|x - y\|^2}{\|x\|^2} \leq \|x - y\|^2. \end{aligned}$$

□

The construction of a suitable block tree can now be accomplished by standard algorithms [15, 5] if we replace the standard admissibility condition by (8b) and (8c).

## 4 Matrix-vector multiplication

Let  $G$  be a  $\mathcal{DH}^2$ -matrix for the directional cluster bases  $V$  and  $W$ , and let  $x \in \mathbb{C}^{\mathcal{I}}$ . We are looking for an efficient algorithm for evaluating the matrix-vector product  $y = Gx$ .

We can follow the familiar approach of fast multipole and  $\mathcal{H}^2$ -matrix techniques: considering that the submatrices are factorized into three terms

$$G|_{\hat{t} \times \hat{s}} = V_{tc} S_b W_{sc}^* \quad \text{for all } b = (t, s) \in \mathcal{T}_{\mathcal{I} \times \mathcal{I}},$$

the algorithm is split into three phases: in the first phase, called the *forward transformation*, we multiply by  $W_{sc}^*$  and compute

$$\hat{x}_{sc} = W_{sc}^* x|_{\hat{s}} \quad \text{for all } s \in \mathcal{T}_{\mathcal{I}}, c \in \mathcal{D}_s, \quad (9a)$$

in the second phase, the *coupling step*, we multiply these coefficient vectors by the coupling matrices  $S_b$  and obtain

$$\hat{y}_{tc} := \sum_{\substack{b=(t,s) \in \mathcal{T}_{\mathcal{I} \times \mathcal{I}} \\ c=c_b}} S_b \hat{x}_{sc} \quad \text{for all } t \in \mathcal{T}_{\mathcal{I}}, c \in \mathcal{D}_t, \quad (9b)$$

and in the final phase, the *backward transformation*, we multiply by  $V_{tc}$  to get the result

$$y_i = \sum_{\substack{t \in \mathcal{T}_{\mathcal{I}}, c \in \mathcal{D}_t \\ i \in \hat{t}}} (V_{tc} \hat{y}_{tc})_i \quad \text{for all } i \in \mathcal{I}. \quad (9c)$$

The first and third phase can be handled efficiently by using the transfer matrices  $E_{t'c}$ : let  $s \in \mathcal{T}_{\mathcal{I}}$  with  $\text{sons}(s) \neq \emptyset$ , and let  $c \in \mathcal{D}_s$  and  $c' := \text{sd}_s(c)$ . Due to Definition 1, the set  $\{\hat{s}' : s' \in \text{sons}(s)\}$  is a disjoint partition of the index set  $\hat{s}$ . Combined with (7), this implies

$$W_{sc}^* x|_{\hat{s}} = \sum_{s' \in \text{sons}(s)} (W_{sc}|_{\hat{s}' \times k})^* x|_{\hat{s}'} = \sum_{s' \in \text{sons}(s)} E_{s'c}^* V_{s'c'}^* x|_{\hat{s}'} = \sum_{s' \in \text{sons}(s)} E_{s'c}^* \hat{x}_{s'c'},$$

and we can prepare *all* coefficient vectors  $\hat{x}_{sc}$  by the simple recursion given on the left of Figure 2. By similar arguments we find that the third phase can also be handled by the recursion given on the right of Figure 2.

The submatrices corresponding to inadmissible leaves  $b = (t, s) \in \mathcal{L}_{\mathcal{I} \times \mathcal{I}}$  are stored as standard arrays and can be evaluated accordingly.

We can see that the algorithms performs exactly one matrix-vector multiplication with each of the matrices appearing in the  $\mathcal{DH}^2$ -matrix representation: the forward transformation uses  $W_{sc}$  in the leaves and  $F_{s'c}$  in the other clusters. The coupling step uses  $S_b$  for the admissible leaves  $b = (t, s) \in \mathcal{L}_{\mathcal{I} \times \mathcal{I}}$ . The backward transformation uses  $V_{tc}$  in the leaves and  $E_{t'c}$  in the other clusters. The nearfield computation uses  $G|_{\hat{t} \times \hat{s}}$  for the inadmissible leaves  $b = (t, s) \in \mathcal{L}_{\mathcal{I} \times \mathcal{I}}$ . This means that finding a bound for the storage requirements of the  $\mathcal{DH}^2$ -matrix representation also provides us with a bound for the computational work for the matrix-vector multiplication.

```

procedure forward( $s, x, \text{var } \hat{x}$ );
if sons( $s$ ) =  $\emptyset$  then
  for  $c \in \mathcal{D}_s$  do  $\hat{x}_{sc} \leftarrow W_{sc}^* x|_{\hat{s}}$ 
else begin
  for  $s' \in \text{sons}(s)$  do forward( $s', x, \hat{x}$ );
  for  $c \in \mathcal{D}_s$  do begin
     $\hat{x}_{sc} \leftarrow 0$ ;  $c' \leftarrow \text{sd}_s(c)$ ;
    for  $s' \in \text{sons}(s)$  do
       $\hat{x}_{sc} \leftarrow \hat{x}_{sc} + E_{s'c}^* \hat{x}_{s'c'}$ 
    end
  end
end

procedure backward( $t, \text{var } \hat{y}, y$ );
if sons( $t$ ) =  $\emptyset$  then
  for  $c \in \mathcal{D}_t$  do  $y|_{\hat{t}} \leftarrow y|_{\hat{t}} + V_{tc} \hat{y}_{tc}$ 
else begin
  for  $c \in \mathcal{D}_t$  do
    for  $t' \in \text{sons}(t)$  do begin
       $c' \leftarrow \text{sd}_t(c)$ ;
       $\hat{y}_{t'c'} \leftarrow \hat{y}_{t'c'} + E_{t'c} \hat{y}_{tc}$ 
    end;
    for  $t' \in \text{sons}(t)$  do backward( $t', \hat{y}, y$ )
  end

```

Figure 2: Fast forward and backward transformation

## 5 Complexity

In order to obtain an upper bound for the storage requirements, we follow the approach presented in [1]: as in the standard theory (cf. [15]), we start by investigating the cardinalities of the sets

$$\begin{aligned}
 \text{row}(t) &:= \{s \in \mathcal{T}_{\mathcal{I}} : (t, s) \in \mathcal{T}_{\mathcal{I} \times \mathcal{I}}\} & \text{for all } t \in \mathcal{T}_{\mathcal{I}}, \\
 \text{col}(s) &:= \{t \in \mathcal{T}_{\mathcal{I}} : (t, s) \in \mathcal{T}_{\mathcal{I} \times \mathcal{I}}\} & \text{for all } s \in \mathcal{T}_{\mathcal{I}}.
 \end{aligned}$$

Since the admissibility condition is symmetric, we have  $\# \text{row}(t) = \# \text{col}(t)$  and can therefore focus on deriving bounds for  $\# \text{row}(t)$ .

For the sake of simplicity, we assume that the bounding boxes for clusters  $t \in \mathcal{T}_{\mathcal{I}}^{(\ell)}$  on a given level  $\ell$  are translation-equivalent, i.e., that there is a “reference box”  $B_{\ell}$  such that for all clusters  $t \in \mathcal{T}_{\mathcal{I}}^{(\ell)}$  we can find  $d \in \mathbb{R}^3$  satisfying

$$B_t = B_{\ell} + d. \quad (10)$$

This property can be easily guaranteed during the construction of the bounding boxes by adding suitable padding.

We use the minimal block tree satisfying the admissibility condition, therefore a block has sons only if it is inadmissible. Assuming that there is a constant  $C_{\text{sn}} \geq 1$  such that

$$\# \text{sons}(t) \leq C_{\text{sn}}, \quad \# \text{sons}(t) \neq 1 \quad \text{for all } t \in \mathcal{T}_{\mathcal{I}} \quad (11)$$

holds, bounding the number of inadmissible blocks therefore gives rise to a bound for all blocks.

To find an estimate of this kind, we make use of the surface measure in  $\Omega$ : we will prove that inadmissible blocks have to correspond to subsets of  $\Omega$  that are geometrically close to each other and then show that there can be only a limited number of these blocks. To this end, we consider the intersection of three-dimensional balls with the surface  $\Omega$ . Let

$$\mathcal{B}(x, r) := \{y \in \mathbb{R}^3 : \|y - x\| \leq r\} \quad \text{for all } x \in \mathbb{R}^3, r \in \mathbb{R}_{\geq 0}$$

denote the three-dimensional ball of radius  $r$  around  $x$ . We require the surface  $\Omega$  to be “reasonably similar” to a two-dimensional plane, i.e., that there are constants  $C_{\text{bp}}, C_{\text{bb}} \in \mathbb{R}_{>0}$  such that

$$|\Omega \cap \mathcal{B}(x, r)| \leq C_{\text{bp}} r^2 \quad \text{for all } x \in \mathbb{R}^3, r \in \mathbb{R}_{\geq 0}, \quad (12a)$$

$$\text{diam}^2(B_t) \leq C_{\text{bb}} |B_t \cap \Omega| \quad \text{for all } t \in \mathcal{T}_{\mathcal{I}}, \quad (12b)$$

where  $|X|$  denotes the surface measure of a measurable set  $X \subseteq \Omega$ .

In order to be able to draw conclusions about the clusters  $t \in \mathcal{T}_{\mathcal{I}}$  based on the sets  $B_t \cap \Omega$ , we have to limit the overlap of these sets, i.e., we require that there is a constant  $C_{\text{ov}} \in \mathbb{R}_{>0}$  such that

$$\#\{t \in \mathcal{T}_{\mathcal{I}}^{(\ell)} : x \in B_t\} \leq C_{\text{ov}} \quad \text{for all } x \in \Omega, \ell \in \mathbb{N}_0. \quad (13)$$

In order to estimate the number of clusters, we assume that there are constants  $C_{\text{lf}}, C_{\text{rs}} \in \mathbb{R}_{>0}$  such that

$$\kappa \text{diam}(B_t) \leq 1 \quad \text{for all leaves } t \in \mathcal{L}_{\mathcal{I}}, \quad (14a)$$

$$C_{\text{rs}}^{-1} k \leq \#\hat{t} \leq C_{\text{rs}} k \quad \text{for all leaves } t \in \mathcal{L}_{\mathcal{I}}. \quad (14b)$$

Finally we require a weak mesh regularity assumption: clusters close to a leaf cluster should not be significantly larger than the leaf, i.e., we assume that there is a constant  $C_{\text{un}} \in \mathbb{R}_{>0}$  such that

$$\eta_2 \text{dist}(B_t, B_s) < \text{diam}(B_t) \Rightarrow \#\hat{s} \leq C_{\text{un}} \#\hat{t} \quad \text{for all } t \in \mathcal{L}_{\mathcal{I}}, s \in \mathcal{T}_{\mathcal{I}}, \text{level}(t) = \text{level}(s). \quad (15)$$

Using the assumptions (10) to (15), we can now proceed to prove the required complexity estimates.

**Lemma 8 (Sparsity)** *Let (10), (11), (12) and (13) hold. We have*

$$\#\text{row}(t), \#\text{col}(t) \leq \begin{cases} C_{\text{sp}} & \text{if } \kappa \text{diam}(B_t) \leq 1, \\ C_{\text{sp}} \kappa^2 \text{diam}^2(B_t) & \text{otherwise} \end{cases} \quad \text{for all } t \in \mathcal{T}_{\mathcal{I}}, \quad (16)$$

with  $C_{\text{sp}} := C_{\text{sn}} C_{\text{bb}} C_{\text{ov}} C_{\text{bp}} (3/2 + 1/\eta_2)^2$ .

*Proof.* Let  $t \in \mathcal{T}_{\mathcal{I}}$ .

We denote the set of inadmissible blocks connected to a cluster  $t \in \mathcal{T}_{\mathcal{I}}$  by

$$C_t := \{s \in \mathcal{T}_{\mathcal{I}} : (t, s) \in \mathcal{T}_{\mathcal{I} \times \mathcal{I}} \text{ is inadmissible}\}.$$

Given a non-root block  $(t, s) \in \mathcal{T}_{\mathcal{I} \times \mathcal{I}}$ , its father  $(t^+, s^+)$  satisfies  $s^+ \in C_{t^+}$  by construction, so we can use (11) to find

$$\text{row}(t) \subseteq \bigcup_{s^+ \in C_{t^+}} \text{sons}(s^+), \quad \#\text{row}(t) \leq \sum_{s^+ \in C_{t^+}} \#\text{sons}(s^+) \leq C_{\text{sn}} \#C_{t^+}. \quad (17)$$

Our goal is now to bound the cardinality of the sets  $C_t$ .

We first consider the case  $\kappa \text{diam}(B_t) \leq 1$ . In this case, (8c) implies (8b), so for each  $s \in C_t$  the condition (8c) does not hold. This implies  $\eta_2 \text{dist}(B_t, B_s) < \text{diam}(B_t)$ , i.e., there are  $x \in B_t$  and  $y \in B_s$  such that

$$\|x - y\| < \text{diam}(B_t)/\eta_2.$$

Let  $m_t \in B_t$  again denote the midpoint of  $B_t$  and let  $z \in B_s$ . By the triangle inequality, we have

$$\begin{aligned} \|z - m_t\| &\leq \|z - y\| + \|y - x\| + \|x - m_t\| \\ &< \text{diam}(B_s) + \text{diam}(B_t)/\eta_2 + \text{diam}(B_t)/2 = (3/2 + 1/\eta_2) \text{diam}(B_t), \end{aligned}$$

i.e.,  $B_s \subseteq \mathcal{B}_t := \mathcal{B}(m_t, (3/2 + 1/\eta_2) \text{diam}(B_t))$ . Using (10), (12) and (13), we obtain

$$\begin{aligned} \text{diam}^2(B_t) \#C_t &= \sum_{s \in C_t} \text{diam}^2(B_s) \leq \sum_{s \in C_t} C_{\text{bb}} |B_s \cap \Omega| = C_{\text{bb}} \int_{\mathcal{B}_t \cap \Omega} \sum_{s \in C_t} 1_{B_s}(x) dx \\ &\leq C_{\text{bb}} \int_{\mathcal{B}_t \cap \Omega} C_{\text{ov}} dx = C_{\text{bb}} C_{\text{ov}} |\mathcal{B}_t \cap \Omega| \\ &\leq C_{\text{bb}} C_{\text{ov}} C_{\text{bp}} (3/2 + 1/\eta_2)^2 \text{diam}^2(B_t) = \widehat{C}_{\text{sb}} \text{diam}^2(B_t) \end{aligned}$$

and conclude  $\#C_t \leq \widehat{C}_{\text{sp}}$ .

Let us now consider the case  $\kappa \text{diam}(B_t) > 1$ . Now (8b) implies (8c), so for each  $s \in C_t$  the condition (8b) holds. This implies  $\eta_2 \text{dist}(B_t, B_s) < \kappa \text{diam}^2(B_t)$ . By the same arguments as before we find

$$\begin{aligned} \|z - m_t\| &< \text{diam}(B_s) + \kappa \text{diam}^2(B_t)/\eta_2 + \text{diam}(B_t)/2 \\ &= \kappa \text{diam}^2(B_t)/\eta_2 + 3 \text{diam}(B_t)/2 < \kappa \text{diam}^2(B_t)/\eta_2 + 3\kappa \text{diam}^2(B_t)/2 \\ &= \kappa(3/2 + 1/\eta_2) \text{diam}^2(B_t) \quad \text{for all } z \in B_s \end{aligned}$$

and conclude

$$\text{diam}^2(B_t) \#C_t \leq C_{\text{bb}} C_{\text{ov}} C_{\text{bp}} \kappa^2 (3/2 + 1/\eta_2) \text{diam}^4(B_t) = \widehat{C}_{\text{sp}} \kappa^2 \text{diam}^4(B_t),$$

which gives us

$$\#C_t \leq \widehat{C}_{\text{sp}} \kappa^2 \text{diam}^2(B_t).$$

Combining the estimates for both cases with (17) yields the final result.  $\square$

The estimate (16) is our generalization of the *sparsity assumption* used in standard  $\mathcal{H}$ -matrix methods [15].

**Lemma 9 (Clusters)** *Let (10), (11), (12b), (13) and (14b) hold. We have*

$$\#\mathcal{T}_{\mathcal{I}}^{(\ell)} \leq C_{\text{lv}} \frac{|\Omega|}{\text{diam}^2(B_\ell)} \quad \text{for all } \ell \in \mathbb{N}_0, \quad (18a)$$

$$\#\mathcal{T}_{\mathcal{I}} \leq C_{\text{lv}} \#\mathcal{I}/k \quad (18b)$$

with  $C_{\text{lv}} := \max\{C_{\text{bb}} C_{\text{ov}}, 2C_{\text{rs}}\}$ .

*Proof.* Let  $\ell \in \mathbb{N}_0$ . Combining (10), (12b) and (13) yields

$$\begin{aligned} \text{diam}^2(B_\ell) \# \mathcal{T}_\mathcal{I}^{(\ell)} &= \sum_{t \in \mathcal{T}_\mathcal{I}^{(\ell)}} \text{diam}^2(B_t) \leq C_{\text{bb}} \sum_{t \in \mathcal{T}_\mathcal{I}^{(\ell)}} |B_t \cap \Omega| = C_{\text{bb}} \int_{\Omega} \sum_{t \in \mathcal{T}_\mathcal{I}^{(\ell)}} 1_{B_t}(x) dx \\ &\leq C_{\text{bb}} C_{\text{ov}} \int_{\Omega} 1 dx = C_{\text{bb}} C_{\text{ov}} |\Omega| \leq C_{\text{lv}} |\Omega|, \end{aligned}$$

and dividing by  $\text{diam}^2(B_\ell)$  gives us the bound for  $\# \mathcal{T}_\mathcal{I}^{(\ell)}$ .

For the bound for  $\# \mathcal{T}_\mathcal{I}$ , we notice that Definition 1 implies that the sets  $\hat{t}$  for leaves  $t \in \mathcal{L}_\mathcal{I}$  are pairwise disjoint. Using (14b), we find

$$\# \mathcal{L}_\mathcal{I} = \sum_{t \in \mathcal{L}_\mathcal{I}} 1 \leq \sum_{t \in \mathcal{L}_\mathcal{I}} C_{\text{rs}} \frac{\#\hat{t}}{k} = \frac{C_{\text{rs}}}{k} \sum_{t \in \mathcal{L}_\mathcal{I}} \#\hat{t} = \frac{C_{\text{rs}}}{k} \# \bigcup_{t \in \mathcal{L}_\mathcal{I}} \hat{t} \leq \frac{C_{\text{rs}}}{k} \# \mathcal{I}.$$

With (11), we have  $\text{sons}(t) \neq 1$  for all clusters, and a simple induction yields

$$\# \mathcal{T}_\mathcal{I} \leq 2\# \mathcal{L}_\mathcal{I} - 1 < 2C_{\text{rs}} \# \mathcal{I} / k \leq C_{\text{lv}} \# \mathcal{I} / k.$$

□

**Lemma 10 (Directional cluster basis)** *Let (10), (11), (12), (13) and (14) hold. A directional cluster basis of rank  $k$  requires not more than*

$$C_{\text{cb}}(k\# \mathcal{I} + p_{\mathcal{I}} k^2 \kappa^2) \text{ units of storage,}$$

where  $C_{\text{cb}} := 2C_{\text{sp}}(1 + C_{\text{sn}} C_{\text{lv}} \max\{1, |\Omega|\})$ .

*Proof.* Let  $t \in \mathcal{T}_\mathcal{I}$ . Since we only have to store matrices for directions  $c \in \mathcal{D}_t$  that are actually used, we have no more than  $\# \text{row}(t) + \# \text{col}(t)$  directions to consider, and Lemma 8 gives us

$$\# \mathcal{D}_t \leq \begin{cases} 2C_{\text{sp}} & \text{if } \kappa \text{diam}(B_t) \leq 1, \\ 2C_{\text{sp}} \kappa^2 \text{diam}^2(B_t) & \text{otherwise.} \end{cases} \quad (19)$$

We first consider the case that  $t$  is a leaf. We store  $V_{tc} \in \mathbb{C}^{\hat{t} \times k}$  for each direction  $c \in \mathcal{D}_t$ . Due to (14a), we have  $\kappa \text{diam}(B_t) \leq 1$  and (19) yields  $\# \mathcal{D}_t \leq 2C_{\text{sp}}$ . Definition 1 implies that the index sets  $\hat{t}$  of leaf clusters are pairwise disjoint, and we obtain the bound

$$\sum_{t \in \mathcal{L}_\mathcal{I}} \sum_{c \in \mathcal{D}_t} (\#\hat{t})k \leq 2C_{\text{sp}} \sum_{t \in \mathcal{L}_\mathcal{I}} (\#\hat{t})k = 2C_{\text{sp}} k \sum_{t \in \mathcal{L}_\mathcal{I}} \#\hat{t} = 2C_{\text{sp}} k \# \bigcup_{t \in \mathcal{L}_\mathcal{I}} \hat{t} \leq 2C_{\text{sp}} k \# \mathcal{I}$$

for the storage requirements of all leaf matrices.

If  $t$  is not a leaf, we store  $E_{t'c} \in \mathbb{C}^{k \times k}$  for each son  $t' \in \text{sons}(t)$  and each direction  $c \in \mathcal{D}_t$ . Due to Lemma 9 and (19), this requires not more than

$$\sum_{\substack{t \in \mathcal{T}_\mathcal{I}, \\ \text{sons}(t) \neq \emptyset}} \sum_{t' \in \text{sons}(t)} \sum_{t \in \mathcal{D}_t} k^2 \leq C_{\text{sn}} k^2 \sum_{t \in \mathcal{T}_\mathcal{I} \setminus \mathcal{L}_\mathcal{I}} \# \mathcal{D}_t$$

$$\begin{aligned}
&= C_{\text{sn}} k^2 \sum_{\substack{t \in \mathcal{T}_{\mathcal{I}} \setminus \mathcal{L}_{\mathcal{I}} \\ \kappa \text{diam}(B_t) \leq 1}} \# \mathcal{D}_t + C_{\text{sn}} k^2 \sum_{\substack{t \in \mathcal{T}_{\mathcal{I}} \setminus \mathcal{L}_{\mathcal{I}} \\ \kappa \text{diam}(B_t) > 1}} \# \mathcal{D}_t \\
&\leq C_{\text{sn}} k^2 2C_{\text{sp}} \# \mathcal{T}_{\mathcal{I}} + C_{\text{sn}} k^2 \sum_{\ell=0}^{p_{\mathcal{I}}-1} \sum_{t \in \mathcal{T}_{\mathcal{I}}^{(\ell)}} 2C_{\text{sp}} \kappa^2 \text{diam}^2(B_{\ell}) \\
&\leq 2C_{\text{sp}} C_{\text{sn}} C_{\text{lv}} k \# \mathcal{I} + 2C_{\text{sp}} C_{\text{sn}} k^2 p_{\mathcal{I}} \kappa^2 C_{\text{lv}} |\Omega| \\
&\leq 2C_{\text{sp}} C_{\text{sn}} C_{\text{lv}} \max\{1, |\Omega|\} (k \# \mathcal{I} + p_{\mathcal{I}} k^2 \kappa^2).
\end{aligned}$$

Combining the estimates for leaf and non-leaf cluster gives us the desired estimate.  $\square$

**Lemma 11 (Nearfield and coupling matrices)** *Let (10), (11), (12), (13), (14) and (15) hold. Nearfield and coupling matrices require not more than*

$$C_{\text{nc}}(k \# \mathcal{I} + (p_{\mathcal{I}} + 1)k^2 \kappa^2) \text{ units of storage,}$$

where  $C_{\text{nc}} := C_{\text{lb}} C_{\text{sp}} C_{\text{lv}} \max\{1, |\Omega|\}$  and  $C_{\text{lb}} := \max\{1, C_{\text{rs}}^2 C_{\text{un}}\}$ .

*Proof.* Let  $b = (t, s) \in \mathcal{L}_{\mathcal{I} \times \mathcal{I}}$ .

If  $b$  is admissible, we store the  $k \times k$  coupling matrix  $S_b$  in  $k^2$  units of storage.

If  $b$  is not admissible, we store the matrix  $G|_{\hat{t} \times \hat{s}}$ . Due to our construction, an inadmissible block can only appear if  $t$  or  $s$  is a leaf. Without loss of generality we assume that  $t$  is a leaf, and (14b) yields  $\# \hat{t} \leq C_{\text{rs}} k$ . Our construction also guarantees  $\text{level}(t) = \text{level}(s)$ , so (15) gives us

$$\# \hat{s} \leq C_{\text{un}} \# \hat{t} \leq C_{\text{un}} C_{\text{rs}} k,$$

and we conclude that the nearfield matrix requires not more than  $C_{\text{rs}}^2 C_{\text{un}} k^2$  units of storage.

Since each leaf block takes not more than  $C_{\text{lb}} k^2$  units of storage, the total storage requirements are bounded by

$$\sum_{b=(t,s) \in \mathcal{L}_{\mathcal{I} \times \mathcal{I}}} C_{\text{lb}} k^2 \leq \sum_{t \in \mathcal{T}_{\mathcal{I}}} \sum_{s \in \text{row}(t)} C_{\text{lb}} k^2 = C_{\text{lb}} k^2 \sum_{t \in \mathcal{T}_{\mathcal{I}}} \# \text{row}(t). \quad (20)$$

Let  $t \in \mathcal{T}_{\mathcal{I}}$ . If  $\kappa \text{diam}(B_t) \leq 1$ , we have  $\# \text{row}(t) \leq C_{\text{sp}}$  due to (16). Otherwise we have  $\# \text{row}(t) \leq C_{\text{sp}} \kappa^2 \text{diam}^2(B_t)$ . Combining both estimates with (18a) and (18b) yields

$$\begin{aligned}
\sum_{t \in \mathcal{T}_{\mathcal{I}}} \# \text{row}(t) &= \sum_{\substack{t \in \mathcal{T}_{\mathcal{I}} \\ \kappa \text{diam}(B_t) \leq 1}} \# \text{row}(t) + \sum_{\substack{t \in \mathcal{T}_{\mathcal{I}} \\ \kappa \text{diam}(B_t) > 1}} \# \text{row}(t) \\
&\leq \sum_{t \in \mathcal{T}_{\mathcal{I}}} C_{\text{sp}} + \sum_{\ell=0}^{p_{\mathcal{I}}} \sum_{t \in \mathcal{T}_{\mathcal{I}}^{(\ell)}} C_{\text{sp}} \kappa^2 \text{diam}^2(B_t) \leq C_{\text{sp}} \# \mathcal{T}_{\mathcal{I}} + C_{\text{sp}} C_{\text{lv}} \kappa^2 \sum_{\ell=0}^{p_{\mathcal{I}}} |\Omega| \\
&\leq \frac{C_{\text{sp}} C_{\text{lv}}}{k} \# \mathcal{I} + C_{\text{sp}} C_{\text{lv}} \kappa^2 (p_{\mathcal{I}} + 1) |\Omega|,
\end{aligned}$$

and with (20) we obtain the desired result.  $\square$



**Theorem 12 (Complexity)** *Let (10), (11), (12), (13), (14) and (15) hold. A  $\mathcal{DH}^2$ -matrix representation of a matrix  $G \in \mathbb{C}^{\mathcal{I} \times \mathcal{I}}$  requires not more than*

$$C_{\text{dh}}(k\#\mathcal{I} + (p_{\mathcal{I}} + 1)k^2\kappa^2) \text{ units of storage}$$

*and a matrix-vector multiplication requires not more than*

$$2C_{\text{dh}}(k\#\mathcal{I} + (p_{\mathcal{I}} + 1)k^2\kappa^2) \text{ operations,}$$

*where  $C_{\text{dh}} := C_{\text{nc}} + C_{\text{cb}}$ .*

*Proof.* Combine Lemma 10 and Lemma 11. □

**Remark 13 (Asymptotic complexity)** *Let  $n := \#\mathcal{I}$  denote the matrix dimension. In order to resolve waves of wavelength  $\sim 1/\kappa$ , we typically have to choose  $n \sim \kappa^2$ .*

*Standard cluster algorithms ensure  $p_{\mathcal{I}} \sim \log(n)$  for regular meshes, so Theorem 12 states that storage requirements and computational complexity are in  $\mathcal{O}(nk^2 \log(n))$ .*

## 6 Compression algorithm

We have introduced a matrix representation that matches the approximation scheme described in [21], and we have proven that it can be efficient if the rank  $k$  is small. Our goal is now to develop an algorithm that can approximate an *arbitrary* matrix by an  $\mathcal{DH}^2$ -matrix, since it could lead the way to efficient recompression schemes or preconditioners.

Given a matrix  $G \in \mathbb{C}^{\mathcal{I} \times \mathcal{I}}$ , a cluster tree  $\mathcal{T}_{\mathcal{I}}$ , a family  $(\mathcal{D}_t)_{t \in \mathcal{T}_{\mathcal{I}}}$  of hierarchical directions, and a block tree  $\mathcal{T}_{\mathcal{I} \times \mathcal{I}}$  with admissible leaves  $\mathcal{L}_{\mathcal{I} \times \mathcal{I}}^+$  and inadmissible leaves  $\mathcal{L}_{\mathcal{I} \times \mathcal{I}}^-$ , we are looking for an algorithm that constructs a  $\mathcal{DH}^2$ -matrix approximation of  $G$  with a prescribed accuracy. Our approach is to extend the algorithm introduced in [8] to fit the more general structure of  $\mathcal{DH}^2$ -matrices.

For the sake of numerical stability and efficiency, we focus on orthogonal directional cluster bases.

**Definition 14 (Orthogonality)** *We call a directional cluster basis  $Q = (Q_{tc})_{t \in \mathcal{T}_{\mathcal{I}}, c \in \mathcal{D}_t}$  orthogonal if*

$$Q_{tc}^* Q_{tc} = I \quad \text{for all } t \in \mathcal{T}_{\mathcal{I}}, c \in \mathcal{D}_t,$$

*i.e., if the columns of each matrix  $Q_{tc}$  are an orthonormal basis of its range.*

If  $V$  and  $W$  are orthogonal directional cluster bases,  $V_{tc}V_{tc}^*$  and  $W_{sc}W_{sc}^*$  are orthogonal projections, and for  $b = (t, s) \in \mathcal{L}_{\mathcal{I} \times \mathcal{I}}^+$ ,  $c = c_b$  the matrix

$$V_{tc}V_{tc}^*G|_{\hat{t} \times \hat{s}}W_{sc}W_{sc}^* = V_{tc}\hat{S}_bW_{sc}^*, \quad \hat{S}_b := V_{tc}^*G|_{\hat{t} \times \hat{s}}W_{sc}$$

is the best approximation of  $G|_{\hat{t} \times \hat{s}}$  of the shape (5) with respect to the Frobenius norm and close to the best approximation with respect to the spectral norm.

For the spectral norm, we find

$$\begin{aligned} & \|G|_{\hat{t} \times \hat{s}} - V_{tc} V_{tc}^* G|_{\hat{t} \times \hat{s}} W_{sc} W_{sc}^*\|^2 \\ & \leq \|G|_{\hat{t} \times \hat{s}} - V_{tc} V_{tc}^* G|_{\hat{t} \times \hat{s}}\|^2 + \|V_{tc} V_{tc}^* (G|_{\hat{t} \times \hat{s}} - G|_{\hat{t} \times \hat{s}} W_{sc} W_{sc}^*)\|^2 \\ & \leq \|G|_{\hat{t} \times \hat{s}} - V_{tc} V_{tc}^* G|_{\hat{t} \times \hat{s}}\|^2 + \|G|_{\hat{t} \times \hat{s}}^* - W_{sc} W_{sc}^* G|_{\hat{t} \times \hat{s}}^*\|^2, \end{aligned}$$

so we can focus on the construction of the row basis, since the column basis can be obtained by applying our procedure to the adjoint matrix  $G^*$ .

We denote the new directional cluster basis by  $Q = (Q_{tc})_{t \in \mathcal{T}_I, c \in \mathcal{D}_t}$ . Due to the nested structure (7), a cluster basis matrix  $Q_{tc}$  not only has to be able to approximate submatrices  $G|_{\hat{t} \times \hat{s}}$  for  $b = (t, s) \in \mathcal{L}_{\mathcal{I} \times \mathcal{I}}^+$ , but also submatrices corresponding to ancestors of  $t$ . We define the sets of *descendants* of clusters and directions inductively as

$$\begin{aligned} \text{desc}(t) &:= \begin{cases} \{t\} & \text{if } \text{sons}(t) = \emptyset, \\ \{t\} \cup \bigcup_{t' \in \text{sons}(t)} \text{desc}(t') & \text{otherwise} \end{cases} \quad \text{for all } t \in \mathcal{T}_I, \\ \text{dsd}_t(c) &:= \begin{cases} \{c\} & \text{if } \text{sons}(t) = \emptyset, \\ \{c\} \cup \text{dsd}_{t'}(\text{sd}_t(c)) & \text{otherwise, with } t' \in \text{sons}(t) \end{cases} \quad \text{for all } t \in \mathcal{T}_I, c \in \mathcal{D}_t, \end{aligned}$$

and collect the submatrices that have to be approximated by  $Q_{tc}$  in the matrices

$$\begin{aligned} G_{tc} &:= G|_{\hat{t} \times \mathcal{F}_{tc}}, \\ F_{tc} &:= \{s \in \mathcal{T}_I : \exists t^+ \in \mathcal{T}_I : t \in \text{desc}(t^+), b = (t^+, s) \in \mathcal{L}_{\mathcal{I} \times \mathcal{I}}^+, c \in \text{desc}(t^+, c_b)\}, \\ \mathcal{F}_{tc} &:= \bigcup \{\hat{s} : s \in F_{tc}\} \quad \text{for all } t \in \mathcal{T}_I, c \in \mathcal{D}_t. \end{aligned}$$

For each  $t \in \mathcal{T}_I$  and  $c \in \mathcal{D}_t$ , we have to find a matrix  $Q_{tc}$  of low rank such that

$$\|G_{tc} - Q_{tc} Q_{tc}^* G_{tc}\| \leq \epsilon_t \quad (21)$$

holds for a suitable  $\epsilon_t > 0$ .

If  $t$  is a leaf of  $\mathcal{T}_I$ , we can solve this problem by computing the singular value decomposition of  $G_{tc}$  and using the first  $k$  left singular vectors as the columns of  $Q_{tc}$ . If we assume that leaf clusters correspond to only small sets of indices, this procedure is quite efficient.

If  $t$  is not a leaf, we have to take (7) into account. For the sake of simplicity we will only consider the case  $\text{sons}(t) = \{t_1, t_2\}$  with  $t_1 \neq t_2$ . Definition 3 gives us a “son direction”  $c' := \text{sd}_t(c) \in \mathcal{D}_{t_1} = \mathcal{D}_{t_2}$ , and we have to find transfer matrices  $E_{t_1 c}$  and  $E_{t_2 c}$  such that

$$\|G_{tc} - Q_{tc} Q_{tc}^* G_{tc}\| \leq \epsilon, \quad Q_{tc} = \begin{pmatrix} Q_{t_1 c'} E_{t_1 c} \\ Q_{t_2 c'} E_{t_2 c} \end{pmatrix}.$$

Substituting  $Q_{tc}$  in the left inequality and using Pythagoras' equation yields

$$\begin{aligned}
\|G_{tc} - Q_{tc}Q_{tc}^*G_{tc}\|^2 &= \left\| \begin{pmatrix} G|_{\hat{t}_1 \times \mathcal{F}_{tc}} \\ G|_{\hat{t}_2 \times \mathcal{F}_{tc}} \end{pmatrix} - \begin{pmatrix} Q_{t_1c'}E_{t_1c}Q_{tc}^*G_{tc} \\ Q_{t_2c'}E_{t_2c}Q_{tc}^*G_{tc} \end{pmatrix} \right\|^2 \\
&= \|G|_{\hat{t}_1 \times \mathcal{F}_{tc}} - Q_{t_1c'}E_{t_1c}Q_{tc}^*G_{tc}\|^2 + \|G|_{\hat{t}_2 \times \mathcal{F}_{tc}} - Q_{t_2c'}E_{t_2c}Q_{tc}^*G_{tc}\|^2 \\
&= \|G|_{\hat{t}_1 \times \mathcal{F}_{tc}} - Q_{t_1c'}Q_{t_1c'}^*G|_{\hat{t}_1 \times \mathcal{F}_{tc}} + Q_{t_1c'}(Q_{t_1c'}^*G|_{\hat{t}_1 \times \mathcal{F}_{tc}} - E_{t_1c}Q_{tc}^*G_{tc})\|^2 \\
&\quad + \|G|_{\hat{t}_2 \times \mathcal{F}_{tc}} - Q_{t_2c'}Q_{t_2c'}^*G|_{\hat{t}_2 \times \mathcal{F}_{tc}} + Q_{t_2c'}(Q_{t_2c'}^*G|_{\hat{t}_2 \times \mathcal{F}_{tc}} - E_{t_2c}Q_{tc}^*G_{tc})\|^2 \\
&= \|G|_{\hat{t}_1 \times \mathcal{F}_{tc}} - Q_{t_1c'}Q_{t_1c'}^*G|_{\hat{t}_1 \times \mathcal{F}_{tc}}\|^2 + \|Q_{t_1c'}(Q_{t_1c'}^*G|_{\hat{t}_1 \times \mathcal{F}_{tc}} - E_{t_1c}Q_{tc}^*G_{tc})\|^2 \\
&\quad + \|G|_{\hat{t}_2 \times \mathcal{F}_{tc}} - Q_{t_2c'}Q_{t_2c'}^*G|_{\hat{t}_2 \times \mathcal{F}_{tc}}\|^2 + \|Q_{t_2c'}(Q_{t_2c'}^*G|_{\hat{t}_2 \times \mathcal{F}_{tc}} - E_{t_2c}Q_{tc}^*G_{tc})\|^2 \\
&= \|G|_{\hat{t}_1 \times \mathcal{F}_{tc}} - Q_{t_1c'}Q_{t_1c'}^*G|_{\hat{t}_1 \times \mathcal{F}_{tc}}\|^2 + \|G|_{\hat{t}_2 \times \mathcal{F}_{tc}} - Q_{t_2c'}Q_{t_2c'}^*G|_{\hat{t}_2 \times \mathcal{F}_{tc}}\|^2 \\
&\quad + \left\| \begin{pmatrix} Q_{t_1c'}^*G|_{\hat{t}_1 \times \mathcal{F}_{tc}} \\ Q_{t_2c'}^*G|_{\hat{t}_2 \times \mathcal{F}_{tc}} \end{pmatrix} - \begin{pmatrix} E_{t_1c} \\ E_{t_2c} \end{pmatrix} \begin{pmatrix} E_{t_1c} \\ E_{t_2c} \end{pmatrix}^* \begin{pmatrix} Q_{t_1c'}^*G|_{\hat{t}_1 \times \mathcal{F}_{tc}} \\ Q_{t_2c'}^*G|_{\hat{t}_2 \times \mathcal{F}_{tc}} \end{pmatrix} \right\|^2.
\end{aligned}$$

We introduce the auxiliary matrices

$$\hat{Q}_{tc} := \begin{pmatrix} E_{t_1c} \\ E_{t_2c} \end{pmatrix}, \quad \hat{G}_{tc} := \begin{pmatrix} Q_{t_1c'}^*G|_{\hat{t}_1 \times \mathcal{F}_{tc}} \\ Q_{t_2c'}^*G|_{\hat{t}_2 \times \mathcal{F}_{tc}} \end{pmatrix} \quad (22)$$

and obtain

$$\begin{aligned}
\|G_{tc} - Q_{tc}Q_{tc}^*G_{tc}\|^2 &= \|G|_{\hat{t}_1 \times \mathcal{F}_{tc}} - Q_{t_1c'}Q_{t_1c'}^*G|_{\hat{t}_1 \times \mathcal{F}_{tc}}\|^2 \\
&\quad + \|G|_{\hat{t}_2 \times \mathcal{F}_{tc}} - Q_{t_2c'}Q_{t_2c'}^*G|_{\hat{t}_2 \times \mathcal{F}_{tc}}\|^2 \\
&\quad + \|\hat{G}_{tc} - \hat{Q}_{tc}\hat{Q}_{tc}^*\hat{G}_{tc}\|^2.
\end{aligned} \quad (23)$$

We can see that the first two terms on the right-hand side of the equation only depend on  $G$  and the already fixed matrices  $Q_{t_1c'}$  and  $Q_{t_2c'}$ . If we assume that these matrices have been chosen appropriately, we only have to find  $\hat{Q}_{tc}$  such that

$$\|\hat{G}_{tc} - \hat{Q}_{tc}\hat{Q}_{tc}^*\hat{G}_{tc}\| \leq \epsilon_t \quad (24)$$

holds for a given accuracy  $\epsilon_t > 0$ . This problem can again be solved by computing the singular value decomposition of  $\hat{G}_{tc}$  and using the first  $k$  left singular vectors as the columns of  $\hat{Q}_{tc}$ . Splitting the matrix according to (22) gives us the required transfer matrices  $E_{t_1c}$  and  $E_{t_2c}$ . Since  $\hat{G}_{tc}$  has only  $2k$  rows, this procedure is efficient as long as the rank  $k$  is not too high.

In order to compute  $\hat{G}_{tc}$  efficiently, i.e., without going back to the original matrix  $G|_{\hat{t} \times \mathcal{F}_{tc}}$ , we introduce the auxiliary matrices

$$R_{tc} := Q_{tc}^*G|_{\hat{t} \times \mathcal{F}_{tc}} \quad \text{for all } t \in \mathcal{T}_I, c \in \mathcal{D}_t$$

and observe that  $\mathcal{F}_{tc} \subseteq \mathcal{F}_{t_1c'}, \mathcal{F}_{t_2c'}$  yields

$$\hat{G}_{tc} = \begin{pmatrix} R_{t_1c'}|_{k \times \mathcal{F}_{tc}} \\ R_{t_2c'}|_{k \times \mathcal{F}_{tc}} \end{pmatrix},$$

```

procedure basis( $t, G$ , var  $R = (R_{tc})_{t \in \mathcal{T}_{\mathcal{I}}, c \in \mathcal{D}_t}$ ,  $Q = (Q_{tc})_{t \in \mathcal{T}_{\mathcal{I}}, c \in \mathcal{D}_t}$ );
if sons( $t$ ) =  $\emptyset$  then begin
  for  $c \in \mathcal{D}_t$  do begin
    Construct  $Q_{tc}$  from the first  $k$  singular vectors of  $G_{tc}$ ;
     $R_{tc} \leftarrow Q_{tc}^* G_{tc}$ 
  end
else begin
  for all  $t' \in \text{sons}(t)$  do basis( $t', G, R, Q$ );
  for all  $c \in \mathcal{D}_t$  do begin
     $\hat{G}_{tc} \leftarrow \begin{pmatrix} R_{t_1 c'}|_{k \times \mathcal{F}_{tc}} \\ R_{t_2 c'}|_{k \times \mathcal{F}_{tc}} \end{pmatrix}$ ;
    Construct  $\hat{Q}_{tc}$  from the first  $k$  singular vectors of  $\hat{G}_{tc}$ ;
    Recover  $E_{t_1 c}$  and  $E_{t_2 c}$  from  $\hat{Q}_{tc}$ ;
     $R_{tc} \leftarrow \hat{Q}_{tc}^* \hat{G}_{tc}$ 
  end
end

```

Figure 3: Construction of an orthogonal directional cluster basis

i.e., we can construct  $\hat{G}_{tc}$  efficiently by copying suitable submatrices of  $R_{t_1 c'}$  and  $R_{t_2 c'}$ . If  $t$  is a leaf, we can compute  $R_{tc}$  by definition, since we can assume that  $\hat{t}$  is small. If  $t$  is not a leaf, we can use

$$R_{tc} = Q_{tc}^* G|_{\hat{t} \times \mathcal{F}_{tc}} = \hat{Q}_{tc}^* \begin{pmatrix} Q_{t_1 c'}^* G|_{\hat{t}_1 \times \mathcal{F}_{tc}} \\ Q_{t_2 c'}^* G|_{\hat{t}_2 \times \mathcal{F}_{tc}} \end{pmatrix} = \hat{Q}_{tc}^* \hat{G}_{tc}$$

to obtain the matrix efficiently. The resulting algorithm is summarized in Figure 3.

**Theorem 15 (Error estimate)** *If (21) holds for all leaf clusters  $t \in \mathcal{L}_{\mathcal{I}}$  and (24) holds for all non-leaf clusters  $t \in \mathcal{T}_{\mathcal{I}} \setminus \mathcal{L}_{\mathcal{I}}$ , we have*

$$\|G_{tc} - Q_{tc} Q_{tc}^* G_{tc}\|^2 \leq \sum_{r \in \text{desc}(t)} \epsilon_r^2 \quad \text{for all } t \in \mathcal{T}_{\mathcal{I}}, c \in \mathcal{D}_t.$$

*Proof.* Structural induction using (23). □

**Remark 16 (Error control)** *The result of Theorem 15 holds for individual submatrices: for  $b = (t, s) \in \mathcal{L}_{\mathcal{I} \times \mathcal{I}}^+$ , we find*

$$\|G|_{\hat{t} \times \hat{s}} - Q_{tc} Q_{tc}^* G|_{\hat{t} \times \hat{s}}\|^2 \leq \sum_{s \in \text{desc}(t)} \epsilon_r^2.$$

Choosing  $\epsilon_r \sim \zeta^{\text{level}(r) - \text{level}(t)}$  with  $\zeta < \sqrt{1/C_{\text{sn}}}$  (cf. (11)) turns the right-hand side into a geometric sum that can be bounded independently of  $t$  and  $s$ .

Refined error control techniques [3] can be implemented by weighting the submatrices: let  $(\omega_{ts})_{t \in \mathcal{T}_I, s \in F_{tc}}$  be a family of weights  $\omega_{ts} \in \mathbb{R}_{>0}$  and define  $G_{tc}^\omega$  by

$$G_{tc}^\omega|_{\hat{t} \times \hat{s}} = \omega_{ts}^{-1} G|_{\hat{t} \times \hat{s}} \quad \text{for all } t \in \mathcal{T}_I, c \in \mathcal{D}_t, s \in F_{tc}.$$

Replacing  $G_{tc}$  in (21) and (22) by  $G_{tc}^\omega$  leads to

$$\begin{aligned} \omega_{ts}^{-2} \|G|_{\hat{t} \times \hat{s}} - Q_{tc} Q_{tc}^* G|_{\hat{t} \times \hat{s}}\|^2 &\leq \sum_{r \in \text{desc}(t)} \epsilon_r^2 && \iff \\ \|G|_{\hat{t} \times \hat{s}} - Q_{tc} Q_{tc}^* G|_{\hat{t} \times \hat{s}}\|^2 &\leq \omega_{ts}^2 \sum_{r \in \text{desc}(t)} \epsilon_r^2 && \text{for all } b = (t, s) \in \mathcal{L}_{I \times I}^+, \end{aligned}$$

so we can choose different accuracies for each block, e.g., to ensure block-relative error bounds by using  $\omega_{ts} = \|G|_{\hat{t} \times \hat{s}}\|$ .

In order to obtain an estimate for the complexity of the compression algorithm, we assume that there is a constant  $C_{\text{svd}} \in \mathbb{R}_{>0}$  such that the singular value decomposition of a  $n$ -by- $m$  matrix can be computed in not more than

$$C_{\text{svd}} \min\{n^2, m^2\} \max\{n, m\} \text{ operations} \quad (25)$$

up to machine accuracy (cf. [14, Section 5.4.5]).

**Theorem 17 (Complexity)** *If (14b) and (25) hold, the compression algorithm given in Figure 3 requires not more than*

$$C_{\text{ba}} k^2 (\#\mathcal{T}_I) (\#\mathcal{I}) \text{ operations,}$$

where  $C_{\text{ba}} := \max\{C_{\text{svd}} C_{\text{rs}}^2 + 2C_{\text{rs}}, 4C_{\text{svd}} + 4\}$ .

If also (11) holds, we find that we require not more than

$$C_{\text{ba}} C_{\text{lv}} k (\#\mathcal{I})^2 \text{ operations.}$$

*Proof.* Let  $t \in \mathcal{T}_I$ .

If  $t$  is a leaf, the algorithm computes the singular value decomposition of  $G_{tc}$ . This matrix has  $\#\hat{t}$  rows and  $\#\mathcal{F}_{tc}$  columns, so (25) yields that not more than

$$C_{\text{svd}} (\#\hat{t})^2 \#\mathcal{F}_{tc} \leq C_{\text{svd}} C_{\text{rs}}^2 k^2 \#\mathcal{F}_{tc} \text{ operations}$$

are required to find  $Q_{tc}$ . The multiplication needed to compute  $R_{tc}$  takes not more than

$$2k (\#\hat{t}) \#\mathcal{F}_{tc} \leq 2C_{\text{rs}} k^2 \#\mathcal{F}_{tc} \text{ operations.}$$

Since the sets  $\mathcal{F}_{tc}$  for different directions  $c \in \mathcal{D}_t$  are disjoint, we have a total of not more than

$$\sum_{c \in \mathcal{D}_t} (C_{\text{svd}} C_{\text{rs}}^2 + 2C_{\text{rs}}) k^2 \#\mathcal{F}_{tc} = (C_{\text{svd}} C_{\text{rs}}^2 + 2C_{\text{rs}}) k^2 \# \bigcup_{c \in \mathcal{D}_t} \mathcal{F}_{tc}$$

$$\leq C_{\text{ba}} k^2 \#\mathcal{I} \text{ operations}$$

for a leaf cluster.

If  $t$  is not a leaf, forming the matrix  $\widehat{G}_{tc}$  requires no arithmetic operations, computing its singular value decomposition requires not more than

$$C_{\text{svd}}(2k)^2 \#\mathcal{F}_{tc} = 4C_{\text{svd}}k^2 \#\mathcal{F}_{tc} \text{ operations,}$$

copying the contents of  $\widehat{Q}_{tc}$  into the transfer matrices again takes no arithmetic operations, and computing  $R_{tc}$  requires not more than

$$2k(2k) \#\mathcal{F}_{tc} = 4k^2 \#\mathcal{F}_{tc} \text{ operations.}$$

Since the sets  $\mathcal{F}_{tc}$  for different  $c \in \mathcal{D}_t$  are disjoint, we can use the same argument as before to conclude that

$$(4C_{\text{svd}} + 4)k^2 \#\mathcal{I} \leq C_{\text{ba}} k^2 \#\mathcal{I} \text{ operations}$$

are sufficient for a non-leaf cluster.

Adding up the estimates for all clusters yields the first estimate, and the estimate (18b) of Lemma 9 yields the second.  $\square$

## 7 Numerical experiments

We first consider the approximation of the single layer matrix of the Helmholtz integral operator on the unit sphere. The surface mesh is constructed by taking the double pyramid  $\{x \in \mathbb{R}^3 : |x_1| + |x_2| + |x_3| = 1\}$ , regularly refining its eight triangular sides, and shifting the vertices of the resulting mesh to the unit sphere  $\{x \in \mathbb{R}^3 : \|x\| = 1\}$ . The Galerkin stiffness matrix  $G \in \mathbb{C}^{\mathcal{I} \times \mathcal{I}}$  for piecewise constant basis functions is approximated by Sauter-Erichsen-Schwab quadrature [13, 26] using 3 quadrature points per coordinate direction.

The cluster tree is constructed by standard geometrically regular subdivision stopping at leaf clusters containing at most 16 indices. The directions are constructed by the procedure described in Section 3 with  $\eta_1 = 20$ . The block tree is constructed using the admissibility conditions (8b) and (8c) with  $\eta_2 = 5$ .

We apply the compression algorithm with the block-relative error tolerance

$$\|G|_{\hat{t} \times \hat{s}} - Q_{tc} Q_{tc}^* G|_{\hat{t} \times \hat{s}}\| \leq \frac{\epsilon}{1 - 2\zeta^2} \|G|_{\hat{t} \times \hat{s}}\| \quad \text{for all } b = (t, s) \in \mathcal{L}_{\mathcal{I} \times \mathcal{I}}^+,$$

where we choose  $\zeta = 2/3$  (cf. Remark 16) and  $\epsilon = 10^{-4}$ .

**SLP matrix.** The results of our experiment are collected in Table 1. Its first column contains the matrix dimension  $n$ , the second the wave number  $\kappa$ . The wave number has been chosen such that  $\kappa h \sim 1.3$ , i.e., we are in the high-frequency regime with only approximately five mesh elements per wavelength.

$n$	$\kappa$	$t_{\text{row}}$	$t_{\text{col}}$	$t_{\text{prj}}$	$k_{\text{max}}$	Mem/ $n$	$t_{\text{mvm}}$	$\frac{\ G-\tilde{G}\ _2}{\ G\ _2}$
2048	8	0.6	0.4	0.6	19	24.2	0.04	6.4 <sub>-6</sub>
4608	12	2.4	1.8	1.2	26	44.6	0.2	5.7 <sub>-6</sub>
8192	16	6.6	5.2	4.5	29	61.4	0.4	7.3 <sub>-6</sub>
18432	24	26.5	22.1	15.4	34	83.2	1.3	7.3 <sub>-6</sub>
32768	32	95.3	79.5	47.0	38	93.5	3.3	8.0 <sub>-6</sub>
73728	48	554.6	509.6	236.2	38	97.0	6.9	9.2 <sub>-6</sub>
131072	64	1696.6	1585.4	803.4	41	102.1	10.7	7.5 <sub>-6</sub>
294912	96	6704.7	6743.2	3902.5	46	115.8	30.1	8.2 <sub>-6</sub>

Table 1:  $\mathcal{DH}^2$ -matrix compression of the single-layer potential,  $\eta_1 = 20$ ,  $\eta_2 = 5$ ,  $\epsilon = 10^{-4}$

$n$	$\kappa$	$t_{\text{row}}$	$t_{\text{col}}$	$t_{\text{prj}}$	$k_{\text{max}}$	Mem/ $n$	$t_{\text{mvm}}$	$\frac{\ G-\tilde{G}\ _2}{\ G\ _2}$
2048	8	0.5	0.4	0.6	22	24.9	0.04	8.8 <sub>-6</sub>
4608	12	2.3	1.9	1.3	29	46.6	0.2	8.1 <sub>-6</sub>
8192	16	6.5	5.3	3.8	33	65.4	0.5	1.0 <sub>-5</sub>
18432	24	29.6	23.3	17.1	38	88.5	1.6	1.3 <sub>-5</sub>
32768	32	81.9	84.5	48.9	41	100.3	2.9	1.4 <sub>-5</sub>
73728	48	490.4	508.7	260.3	38	102.3	7.0	1.7 <sub>-5</sub>
131072	64	1576.6	1588.5	850.0	42	107.9	15.1	1.5 <sub>-5</sub>
294912	96	6697.4	7263.9	4233.1	46	121.4	33.8	1.9 <sub>-5</sub>

Table 2:  $\mathcal{DH}^2$ -matrix compression of the double-layer potential,  $\eta_1 = 20$ ,  $\eta_2 = 5$ ,  $\epsilon = 10^{-4}$

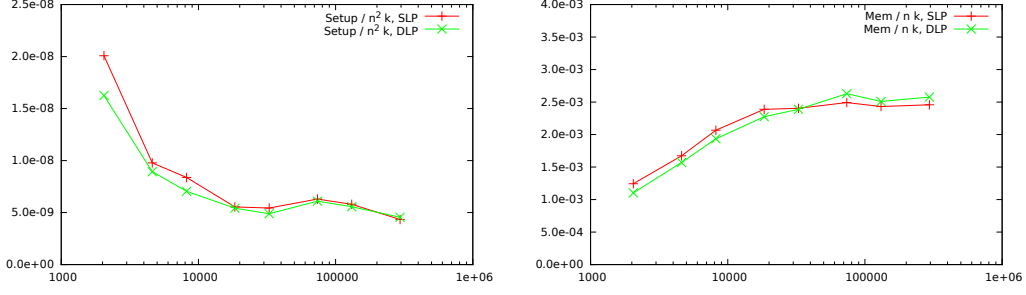


Figure 4: Run-time for the  $\mathcal{DH}^2$ -compression relative to  $n^2k$  (left) and storage requirements relative to  $nk$  (right)

The third, fourth and fifth column give the time in seconds required to construct the directional row basis, the directional column basis, and the final  $\mathcal{DH}^2$ -matrix approximation. The implementation is parallelized based on a decomposition of the cluster tree into independent subtrees. The program was allowed to use up to 64 cores of a SGI UV2000 shared memory computer with Intel Xeon E5-4640 processors running at 2.4 GHz.

The sixth column gives the maximal rank  $k$  used in the adaptively constructed bases, and the storage requirements in KiB per degree of freedom can be found in the seventh column. The eighth column gives the time in seconds required for a matrix-vector multiplication by the  $\mathcal{DH}^2$ -matrix  $\tilde{G}$ . This operation is currently only partially parallelized: the forward and backward transformation are performed sequentially, while the coupling and nearfield matrices are handled concurrently with up to 64 cores. The ninth and last column contains the relative spectral error measured by a power iteration.

We first notice that the error control strategy works even better than expected: the relative spectral errors are approximately ten times smaller than the prescribed error tolerance  $\epsilon$ .

We can also see that the rank appears to grow like  $\log(\kappa)$ . This effect can be explained by applying [5, Lemma 6.37]: the approximation of  $\hat{G}_{tc}$  depends on the number of clusters in  $F_{tc}$ , and Lemma 8 suggests that this number grows like  $\kappa^2$ . The compression algorithm chooses a higher rank, corresponding to a higher expansion order, to compensate this growth.

Theorem 17 predicts that the number of operations for finding an adaptive directional cluster basis is bounded by  $n^2k$ . The time divided by  $n^2k$  is displayed on the left in Figure 4, and we can see that it indeed appears to be bounded.

Theorem 12 predicts that the storage requirements of the  $\mathcal{DH}^2$ -matrix approximation are bounded by  $\mathcal{O}(nk^2 \log n)$ . The right-hand side of Figure 4 shows the storage requirements divided by  $nk$ , and since the curve appears to be bounded, our complexity estimate may be pessimistic. A possible explanation could be that the estimate considers only the *maximal* rank  $k$ , while the complexity can be expected to depend on a *weighted average* rank.



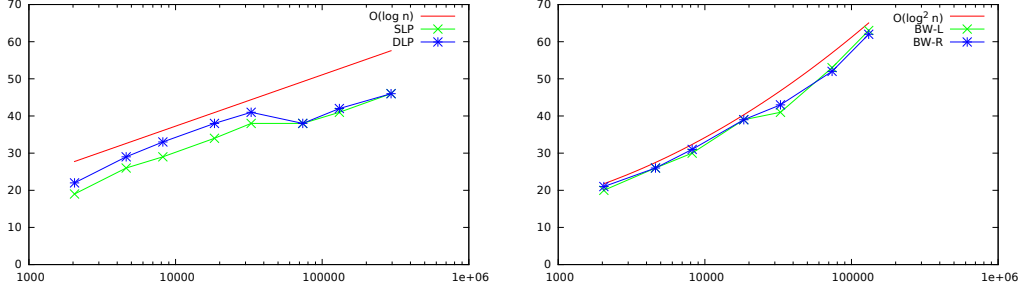


Figure 5: Maximal rank for SLP/DLP matrices (left) and LR factors (right)

**DLP matrix.** Since the compression algorithm requires only the block structure and the matrix coefficients, we can apply it to more general matrices and determine experimentally whether they can be represented efficiently in the  $\mathcal{DH}^2$ -matrix format.

We first consider the Helmholtz double layer potential (DLP) operator given by the kernel function

$$g_{\text{dlp}}(x, y) = \frac{\partial}{\partial n(y)} g(x, y) = (1 - i\kappa\|x - y\|) \frac{\exp(i\kappa\|x - y\|)}{4\pi\|x - y\|^3} \langle x - y, n(y) \rangle.$$

We denote the resulting Galerkin matrix by  $G_{\text{dlp}}$ . Since it usually appears in second-kind integral equations, we approximate  $G := \frac{1}{2}M + G_{\text{dlp}}$ , where  $M$  denotes the mass matrix. The results are given in Table 2, and we can see that the compression algorithm works as well for the double layer potential as for the single layer potential. We have included the runtime for the compression and the storage requirements in Figure 4, and observe that the curves for SLP and DLP look very similar.

**LR factorization.** As a final example, we consider the construction of preconditioners based on approximations of the LR factorization. We denote the stiffness matrix corresponding to the Brakhage-Werner approach [10] by  $A$  and compute the factorization  $A = LR$  into a unit lower triangular matrix  $L$  and an upper triangular matrix  $R$ , where the ordering of the indices is inherited from the cluster tree. The resulting ranks for both factors (denoted by “BW-L” and “BW-R”) are shown on the right of Figure 5 in comparison to the ranks for the SLP and DLP matrices on the left. Since the ranks seem to grow like  $\log^2(n)$ , we expect that  $\mathcal{DH}^2$ -matrices can be used to represent preconditioners for the Brakhage-Werner approach based on approximate  $LR$  factorizations.

Of course, computing the LR factorizations by standard algorithms and then approximating the resulting dense matrices is not an option. A more promising approach would be to formulate the factorization as a sequence of local low-rank updates. For  $\mathcal{H}^2$ -matrices, these updates can be performed very efficiently [9], and it should be possible to generalize the corresponding algorithms to the case of  $\mathcal{DH}^2$ -matrices.

## References

- [1] M. Bebendorf, C. Kuske, and R. Venn. Wideband nested cross approximation for Helmholtz problems. *Num. Math.*, 130(1):1–34, 2015.
- [2] S. Börm. Approximation of integral operators by  $\mathcal{H}^2$ -matrices with adaptive bases. *Computing*, 74(3):249–271, 2005.
- [3] S. Börm. Adaptive variable-rank approximation of dense matrices. *SIAM J. Sci. Comp.*, 30(1):148–168, 2007.
- [4] S. Börm. Construction of data-sparse  $\mathcal{H}^2$ -matrices by hierarchical compression. *SIAM J. Sci. Comp.*, 31(3):1820–1839, 2009.
- [5] S. Börm. *Efficient Numerical Methods for Non-local Operators:  $\mathcal{H}^2$ -Matrix Compression, Algorithms and Analysis*, volume 14 of *EMS Tracts in Mathematics*. EMS, 2010.
- [6] S. Börm and S. Christophersen. Approximation of integral operators by Green quadrature and nested cross approximation. Technical report, Department of Computer Science, University of Kiel, 2014. <http://arxiv.org/abs/1404.2234>.
- [7] S. Börm and L. Grasedyck. Hybrid cross approximation of integral operators. *Numer. Math.*, 101:221–249, 2005.
- [8] S. Börm and W. Hackbusch. Data-sparse approximation by adaptive  $\mathcal{H}^2$ -matrices. *Computing*, 69:1–35, 2002.
- [9] S. Börm and K. Reimer. Efficient arithmetic operations for rank-structured matrices based on hierarchical low-rank updates. *Comp. Vis. Sci.*, 16(6):247–258, 2015. <http://arxiv.org/abs/1402.5056>.
- [10] H. Brakhage and P. Werner. Über das Dirichletsche Außenraum-Problem für die Helmholtzsche Schwingungsgleichung. *Archiv der Mathematik*, 16:325–329, 1965.
- [11] A. Brandt. Multilevel computations of integral transforms and particle interactions with oscillatory kernels. *Comp. Phys. Comm.*, 65:24–38, 1991.
- [12] B. Engquist and L. Ying. Fast directional multilevel algorithms for oscillatory kernels. *SIAM J. Sci. Comput.*, 29(4):1710–1737, 2007.
- [13] S. Erichsen and S. A. Sauter. Efficient automatic quadrature in 3-d Galerkin BEM. *Comput. Meth. Appl. Mech. Eng.*, 157:215–224, 1998.
- [14] G. H. Golub and C. F. Van Loan. *Matrix Computations*. Johns Hopkins University Press, London, 1996.
- [15] L. Grasedyck and W. Hackbusch. Construction and arithmetics of  $\mathcal{H}$ -matrices. *Computing*, 70:295–334, 2003.

- [16] L. Greengard, J. Huang, V. Rokhlin, and S. Wandzura. Accelerating fast multipole methods for the Helmholtz equation at low frequencies. *IEEE Comp. Sci. Eng.*, 5(3):32–38, 1998.
- [17] L. Greengard and V. Rokhlin. A fast algorithm for particle simulations. *J. Comp. Phys.*, 73:325–348, 1987.
- [18] W. Hackbusch. A sparse matrix arithmetic based on  $\mathcal{H}$ -matrices. Part I: Introduction to  $\mathcal{H}$ -matrices. *Computing*, 62:89–108, 1999.
- [19] W. Hackbusch and B. N. Khoromskij. A sparse matrix arithmetic based on  $\mathcal{H}$ -matrices. Part II: Application to multi-dimensional problems. *Computing*, 64:21–47, 2000.
- [20] W. Hackbusch and Z. P. Nowak. On the fast matrix multiplication in the boundary element method by panel clustering. *Numer. Math.*, 54:463–491, 1989.
- [21] M. Messner, M. Schanz, and E. Darve. Fast directional multilevel summation for oscillatory kernels based on Chebyshev interpolation. *J. Comp. Sci.*, 231(4):1175–1196, 2012.
- [22] E. Michielssen and A. Boag. A multilevel matrix decomposition algorithm for analyzing scattering from large structures. *IEEE Trans. Antennas and Propagation*, AP-44:1086–1093, 1996.
- [23] V. Rokhlin. Rapid solution of integral equations of classical potential theory. *J. Comp. Phys.*, 60:187–207, 1985.
- [24] V. Rokhlin. Diagonal forms of translation operators for the Helmholtz equation in three dimensions. *Appl. Comp. Harm. Anal.*, 1:82–93, 1993.
- [25] S. A. Sauter. Variable order panel clustering. *Computing*, 64:223–261, 2000.
- [26] S. A. Sauter and C. Schwab. *Boundary Element Methods*. Springer, 2011.