

Electronic transport through a quantum dot-1D topological superconductor nanowire ring system

Qi-Bo Zeng,^{1,*} Shu Chen,^{2,3} and Rong Lü^{1,3}

¹*Department of Physics and State Key Laboratory of Low-Dimensional Quantum Physics, Tsinghua University, Beijing 100084, China*

²*Beijing National Laboratory for Condensed Matter Physics, Institute of Physics, Chinese Academy of Sciences, Beijing 100190, China*

³*Collaborative Innovation Center of Quantum Matter, Beijing, China*

The electronic transport through a quantum dot - 1D topological superconductor nanowire (QD-TSNW) ring system in which the QD is coupled to the two Majorana bound states (MBSs) at the ends of the nanowire is investigated. By tuning the magnetic flux through the ring system, the system could be switched between topologically trivial and non-trivial state and shows quite different behaviours in the conductance profile. When $\phi = \Phi/\Phi_0 = 2n\pi$, the system could be transformed into a QD-QD model in the regular fermions representation and could be transformed into a Kitaev ring in which all the MBSs are paired in the Majorana fermions representation, thus the system is in trivial state. However, when $\phi = (2n + 1)\pi$, neither of these could be done and the system stays in nontrivial topological state only in this case. The energy spectrum of the QD-Kitaev ring system clearly distinguishes the trivial and nontrivial states and indicates that only if $\phi = (2n + 1)\pi$ would the system in nontrivial state under appropriate parameters. Besides, as a periodic function of ϕ , the conductance shows 2π periods when the overlapping between the two MBSs on the nanowire is zero but displays 4π periods as soon as the overlapping deviates from zero.

PACS numbers: 73.21.-b, 74.78.Na, 73.63.-b, 03.67.Lx

I. INTRODUCTION

After pursued for about three quarters of a century in nuclear and particle physics, Majorana fermions, whose antiparticles are themselves, show up in solid state physics as non-trivial emergent excitations obeying non-Abelian statistics. Due to the fundamental interest and the potential applications in topological quantum computation, Majorana fermions or Majorana bound states (MBSs) have attracted much attention in recent years (for recent reviews, see Ref.[1–3]). Theoretically, lots of proposals are put forward for the realization of Majorana fermions. Those theoretical models include 1D p-wave superconductors or 2D $p + ip$ superconductors by using topological insulators or conventional semiconductors [4–9], ultracold atoms [10–13], superfluid He-3 [14–16] and chains of magnetic atoms on superconducting substrates [17–20]. Majorana bound states (MBSs) are predicted to be existing at the ends of a semiconductor nanowire with strong spin-orbit interaction (for example $InAs$ or $InSb$), external Zeeman field and superconductivity induced by contacting to an s-wave superconductor [8, 21]. Numerous experimental detection schemes have also been implemented so as to detect the Majorana fermions. Different signatures of MBSs such as zero bias conductance peak [22–25], fractional Josephson effect [26–28] etc. have been reported. However, the "smoking gun" evidence is still lacking so far.

On the other hand, many different hybrid structures

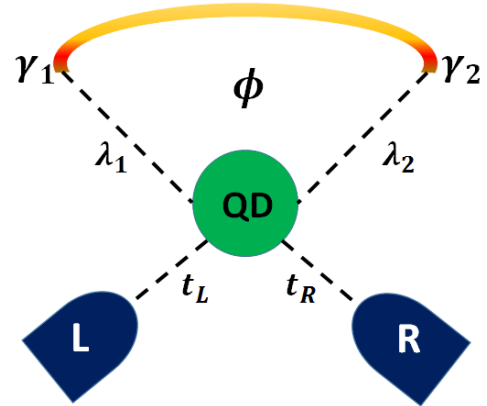


FIG. 1: Schematic setup of the model discussed in this paper. There are two Majorana bound states γ_1 and γ_2 existing at the both ends of a 1D topological insulator nanowire. A QD is coupled to these two MBSs with λ_1 and λ_2 , thus the QD and the nanowire constitute a ring. Here, $\lambda_1 = |\lambda_1|e^{i\phi/4}$, $\lambda_2 = |\lambda_1|e^{-i\phi/4}$, $|\lambda_1|$ and $|\lambda_2|$ are coupling strength while ϕ is the phase resulting from the magnetic flux threading through the ring. Two normal metallic leads L and R are attached to the QD with coupling strength t_L and t_R so that the transport properties through the system could be detected.

with Majorana fermions or MBSs have been explored, one of which is the quantum dot (QD)-MBS(s) system. Those hybrid systems could help us to understand the MBSs by studying their interaction with those physical objects we are much familiar with. Extensive explorations have been made to probe the features of conductance, interference and current noise of different QD-

*Electronic address: zqb15@mails.tsinghua.edu.cn

MBS(s) configurations [29–34]. The existence of MBSs leads to many nontrivial characteristics in the transport through the QD-MBS(s) systems. In Ref.[35], Flensberg demonstrates the non-Abelian operations on Majorana fermions by the addition or removal of single electrons which could be realized by using Coulomb blocked quantum dots. In Ref.[36], Liu etc. predict that the conductance of a QD-MBS system will reduce to $e^2/2h$ in its topological non-trivial state, comparing with e^2/h in its topological trivial state. Recently, D. Sau etc. made a proposal to probe quantum nonlocality of Majorana fermions by using a topological superconductor nanowire [37]. The conductance shows a 4π -period as a function of the magnetic flux through the system. Inspired by this, we investigate a similar system but use a QD to couple with the nanowire in this work. We will show that some interesting electronic transport properties will show up as we tune the parameters of the system.

The schematic setup of the model studied in this paper is shown in Fig.1. A 1D topological superconductor nanowire (TSNW) holds two MBSs at its ends. By coupling to these two MBSs (γ_1 and γ_2), the quantum dot and the nanowire constitute a ring. External magnetic field can be applied through the ring and we can tune the system by changing the magnetic flux. Besides, two normal metallic leads are attached to the QD so that the transport properties could be detected. We will first calculate the conductance through the system by using nonequilibrium Green function method in the next section. Then the discussions of the transport features especially the influence of the magnetic flux would be given in Sec.III. A summary is presented in Sec.IV.

II. MODEL AND FORMULA

The model Hamiltonian of the system is given by

$$\begin{aligned}
H &= H_{Leads} + H_{QD} + H_{MBS} + H_{DM} + H_T, \\
H_{Leads} &= \sum_{k\alpha} \epsilon_{k\alpha} c_{k\alpha}^\dagger c_{k\alpha}; \\
H_{QD} &= \epsilon_d d^\dagger d; \\
H_{MBS} &= i\epsilon_M \gamma_1 \gamma_2; \\
H_{DM} &= (\lambda_1^* d^\dagger - \lambda_1 d) \gamma_1 + i(\lambda_2^* d^\dagger + \lambda_2 d) \gamma_2; \\
H_T &= \sum_{k\alpha} (t_\alpha c_{k\alpha}^\dagger d + h.c.).
\end{aligned} \tag{1}$$

Here H_{Leads} with $\alpha = L, R$ is the Hamiltonian of two normal metallic leads. H_{QD} and H_{MBS} are the Hamiltonian of the quantum dot and the 1D topological superconductor nanowire, the QD has only one energy level ϵ_d and ϵ_M is the overlapping between the two MBSs. H_{DM} describes the coupling between the QD and the two MBSs, i.e. γ_1 and γ_2 . The coupling parameters are $\lambda_1 = |\lambda_1|e^{i\phi/4}$, $\lambda_2 = |\lambda_2|e^{-i\phi/4}$. $|\lambda_1|$ and $|\lambda_2|$ are coupling strength while $\phi = \Phi/\Phi_0$ with $\Phi_0 = h/2e$ is the phase resulting from the magnetic flux through the ring.

The coupling between the QD and the leads are presented by H_T in which t_α is the coupling amplitude.

The MBSs are presented by Majorana fermion operators γ_1 and γ_2 , we can switch to the equivalent regular fermion representation by defining $\gamma_1 = (f^\dagger + f)/\sqrt{2}$ and $\gamma_2 = i(f^\dagger - f)/\sqrt{2}$, then we have

$$H_{MBS} = \epsilon_M (f^\dagger f - \frac{1}{2}); \tag{2}$$

$$\begin{aligned}
H_{DM} &= \frac{1}{\sqrt{2}}(\lambda_1^* - \lambda_2^*)d^\dagger f^\dagger + \frac{1}{\sqrt{2}}(\lambda_1 - \lambda_2)fd \\
&+ \frac{1}{\sqrt{2}}(\lambda_1^* + \lambda_2^*)d^\dagger f + \frac{1}{\sqrt{2}}(\lambda_1 + \lambda_2)f^\dagger d
\end{aligned} \tag{3}$$

The current from lead α ($\alpha = L$ or R) to the central quantum dot is

$$\begin{aligned}
I_\alpha &= -e\langle \dot{N}_\alpha \rangle = \frac{ie}{\hbar} \langle [\sum_k c_{k\alpha}^\dagger c_{k\alpha}, H] \rangle \\
&= \frac{ie}{\hbar} \sum_k [t_\alpha \langle c_{k\alpha}^\dagger d \rangle - t_\alpha^* \langle d^\dagger c_{k\alpha} \rangle].
\end{aligned} \tag{4}$$

Introducing Green functions: $G_{d, c_{k\alpha}^\dagger}^<(t, t') = i\langle c_{k\alpha}(t')d(t) \rangle$, $G_{c_{k\alpha}, d^\dagger}^<(t, t') = i\langle d^\dagger(t')c_{k\alpha}(t) \rangle$, then the current becomes

$$\begin{aligned}
I_\alpha &= \frac{e}{\hbar} \sum_k [t_\alpha G_{d, c_{k\alpha}^\dagger}^<(t, t) - t_\alpha^* G_{c_{k\alpha}, d^\dagger}^<(t, t)] \\
&= \frac{2e}{\hbar} Re[t_\alpha \sum_k G_{d, c_{k\alpha}^\dagger}^<(t, t)] \\
&= \frac{2e}{\hbar} Re \int d\omega t_\alpha \sum_k G_{d, c_{k\alpha}^\dagger}^<(\omega).
\end{aligned} \tag{5}$$

By using non-equilibrium Green function method, the current can be expressed by the dot Green functions

$$I_\alpha = \frac{-2e}{\hbar} \int d\omega \Gamma_\alpha Im \left\{ \frac{1}{2} G_{d, d^\dagger}^<(\omega) + f(\omega - \mu_\alpha) G_{d, d^\dagger}^r(\omega) \right\} \tag{6}$$

where $\Gamma_\alpha = 2\pi i v |t_\alpha|^2$ with v being the density of states in the leads, here we use the so-called "wide band approximation". $f(\omega - \mu_\alpha)$ is the Fermi-Dirac distribution with μ_α being the chemical potential of lead α . When the current is steady, we can simplify the current as

$$\begin{aligned}
I &= \frac{-2e}{\hbar} \times \\
&\int d\omega [f(\omega - \mu_L) - f(\omega - \mu_R)] \frac{\Gamma_L \Gamma_R}{\Gamma_L + \Gamma_R} Im[G_{d, d^\dagger}^r(\omega)].
\end{aligned} \tag{7}$$

At zero temperature, the conductance through the system is

$$G = \frac{-2e^2}{\hbar} \frac{\Gamma_L \Gamma_R}{\Gamma_L + \Gamma_R} Im[G_{d, d^\dagger}^r(\omega)]. \tag{8}$$

In order to calculate the conductance, we need to know the retarded dot Green function $G_{d,d^\dagger}^r(\omega)$. After some mathematical calculations, we can get

$$G_{d,d^\dagger}^r(\omega) = [\omega - \epsilon_d + \frac{i\Gamma}{2} - A(\omega) - B(\omega)]^{-1} \quad (9)$$

where

$$A(\omega) = K(|\lambda_1|^2 + |\lambda_2|^2 + \frac{2\epsilon_M}{\omega}|\lambda_1||\lambda_2|\cos\frac{\phi}{2}),$$

$$B(\omega) = \frac{K^2(|\lambda_1|^4 + |\lambda_2|^4 - 2|\lambda_1|^2|\lambda_2|^2\cos\phi)}{\omega + \epsilon_d + \frac{i\Gamma}{2} - K(|\lambda_1|^2 + |\lambda_2|^2 - \frac{2\epsilon_M}{\omega}|\lambda_1||\lambda_2|\cos\frac{\phi}{2})},$$

$$K = \frac{\omega}{\omega^2 - \epsilon_M^2}, \Gamma = \Gamma_L + \Gamma_R.$$

Combining (7) and (9), we can calculate the conductance. From the expressions above, we could immediately find that if the overlapping of the two MBSs is zero, i.e. $\epsilon_M = 0$, the conductance is a 2π periodic function of the magnetic flux ϕ since the $\cos\frac{\phi}{2}$ parts in $A(\omega)$ and $B(\omega)$ disappear. However, if ϵ_M is non-zero, the period changes into 4π . In the next section, we will present the numerical results and discuss the transport properties of the system.

III. NUMERICAL RESULTS AND DISCUSSIONS

According to the results in Sec.II, we present the numerical results of the conductance. For simplicity, All through this paper, we set $\epsilon_d = 0$ and assume that the QD is symmetrically coupled to the two MBSs, namely, $|\lambda_1| = |\lambda_2|$. In Fig.2, we present the conductance through the QD-TSNW system as a function of ω . The dot-lead couplings are set to be relatively large, $\Gamma_L = \Gamma_R = 0.5$ and the dot-MBS couplings are set to be small, $\lambda_1 = \lambda_2 = 0.1$. ϵ_M is set to be 0.5 here. We find that when the magnetic flux through the ring changes, the conductance changes periodically and the period is 4π . Besides, the asymmetric Fano lineshape is shown in the conductance profile. Specifically, when $\phi = 0.0, 2\pi$ and 4π , there is only one Fano resonance shown up near $\omega = \epsilon_M$ or $-\epsilon_M$ and the minimum of the conductance reach down to zero. However, with other values of ϕ , there are two Fano resonances appear near $\omega = \pm\epsilon_M$ in the conductance and the minimums of the resonances do not fall to zero. Specially, When $\phi = (2n + 1)\pi$, these two resonances are in the same size. The Fano resonances originate from the interferences between electrons traversing different paths when they travel from the left lead to the right lead. Since the QD is strongly coupled to the leads, the phases of those electrons through the QD without going into the nanowire will not change much. However, those going into the nanowire will experience a swift phase changing (almost a π phase changing). Thus the electrons through

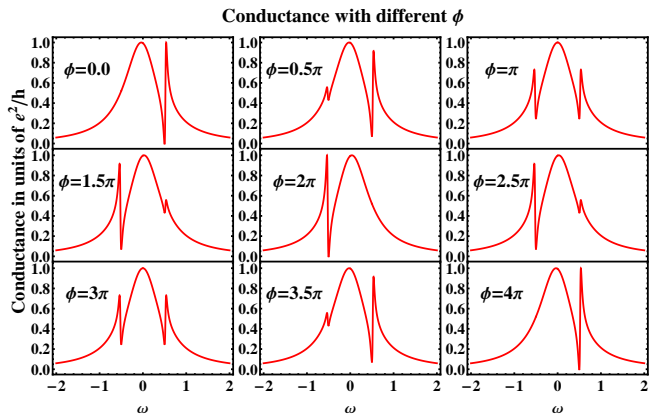


FIG. 2: Conductance(in units of e^2/h) as a function of ω with different magnetic flux phase ϕ when $\epsilon_M = 0.5$. Other parameters: $\Gamma_L = \Gamma_R = 0.5$, $|\lambda_1| = |\lambda_2| = 0.1$.

different paths will interfere with each other from destructively to constructively or vice versa in a small scale of parameter and result in the the asymmetric Fano lineshapes.

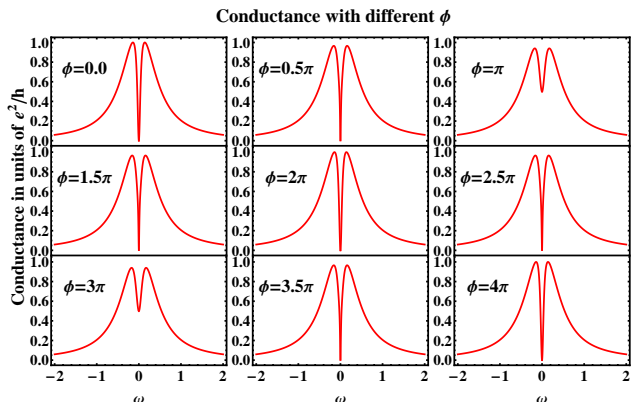


FIG. 3: Conductance(in units of e^2/h) as a function of ω with different magnetic flux phase ϕ when $\epsilon_M = 0.0$. Other parameters: $\Gamma_L = \Gamma_R = 0.5$, $|\lambda_1| = |\lambda_2| = 0.1$.

In Ref.[36], Liu etc. point out that when $\epsilon_M = 0.0$ i.e. the two MBSs do not overlap, the conductance will fall to $e^2/2h$ at $\omega = 0.0$ when $\phi = (2n + 1)\pi$. Here, we also present the conductance profiles when $\epsilon_M = 0.0$ in Fig.3. It is apparently shown that with $\phi = \pi$ and $\phi = 3\pi$, the conductance value reduce to $e^2/2h$ at $\omega = 0.0$. With other values of ϕ , the conductance reduce to zero there. In fact, as ϵ_M becomes smaller and smaller, the two Fano resonances in Fig.2 get closer and closer until they meet each other and become one resonance when $\epsilon_M = 0$. It is interesting to find that the two Fano resonances at $\phi = \pi$ and 3π cancels each other when they meet and the minimum of the resonance is $e^2/2h$. While in other situations, the two resonances enhance each other and

the minimum of the resonance falls to zero. Notably, the period of the conductance as a function of ϕ is 2π , instead of 4π as in Fig.2. In order to investigate the change of the period, we choose a specific ω , for example $\omega = 0.2$, and study the period of the conductance under different values of ϵ_M , as shown in Fig.4. Apparently, the period is 2π as long as ϵ_M is zero but changes to 4π immediately when ϵ_M deviates from zero.

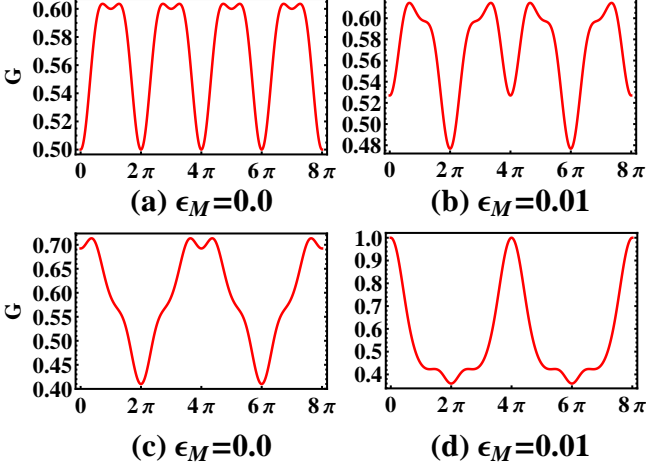


FIG. 4: Conductance (in units of e^2/h) at $\omega = 0.2$ as a function of the magnetic flux phase ϕ with different coupling strength between the two MBSs. When $\epsilon_M = 0.0$, the period of the conductance is 2π ; while when ϵ_M is nonzero, the period changes to 4π . Other parameters: $\Gamma_L = \Gamma_R = 0.1$, $|\lambda_1| = |\lambda_2| = 0.1$.

In order to explain the interesting features of the conductance in this system, we build equivalent models for these three special cases: $\phi = 2n \times 2\pi$, $(2n+1) \times 2\pi$, $(2n+1)\pi$ by analyzing the model Hamiltonian. In the following, we will discuss these three cases in detail from the regular fermions view and the Majorana fermions view.

A. Regular fermions view

From the regular fermions perspective, the MBSs γ_1 and γ_2 could be written by using regular fermions operators, see Eq.(2) and (3). We find that if the QD is symmetrically coupled to the MBSs, the system could be easily transformed to a double-QD model under certain circumstances as shown in Fig.5.

Case $\phi = 2n \times 2\pi$. The Hamiltonian H_{DM} is simplified as

$$H_{DM} = \sqrt{2}|\lambda_1|\cos[n\pi]d^\dagger f + \sqrt{2}|\lambda_1|\cos[n\pi]f^\dagger d. \quad (10)$$

This is the coupling between regular fermions. Thus the whole Hamiltonian of the system is the same to the Hamiltonian of a model in which a QD with energy level ϵ_d is coupled to another QD with energy level ϵ_M , as

shown in Fig.5(a). The coupling strength between these two QDs is $\sqrt{2}|\lambda_1|\cos[n\pi]$. The conductance profiles of these two models in Fig.5(a) are the same when both the models are assigned the same parameters, thus prove their equivalence.

Case $\phi = (2n+1) \times 2\pi$. In this case, H_{DM} is reduced to

$$H_{DM} = \sqrt{2}i|\lambda_1|\sin[(n+\frac{1}{2})\pi]fd - \sqrt{2}i|\lambda_1|\sin[(n+\frac{1}{2})\pi]d^\dagger f^\dagger. \quad (11)$$

We can take f^\dagger and f as the annihilation and creation operators of the holes and make a transformation: $f^\dagger \rightarrow h$, $f \rightarrow h^\dagger$, then H_{DM} becomes

$$H_{DM} = \sqrt{2}i|\lambda_1|\sin[(n+\frac{1}{2})\pi]h^\dagger d - \sqrt{2}i|\lambda_1|\sin[(n+\frac{1}{2})\pi]d^\dagger h. \quad (12)$$

This is also the coupling between regular fermions. At the same time, the MBSs Hamiltonian $H_{MBS} = \epsilon_M(f^\dagger f - \frac{1}{2})$ changes into $-\epsilon_M(h^\dagger h - \frac{1}{2})$. Combining with the other parts of the system Hamiltonian, we find that when $\phi = (2n+1) \times 2\pi$, the system is equivalent to a model in which a QD with energy level ϵ_d is coupled to another QD with energy level $-\epsilon_M$, and the coupling strength is $\sqrt{2}i|\lambda_1|\sin[(n+1/2)\pi]$, as shown in Fig. 5(b). The conductance profiles of both models show a Fano resonance near $\omega = -\epsilon_M$.

Case $\phi = (2n+1)\pi$. When $\phi = (2n+1)\pi$, we have

$$H_{DM} = \sqrt{2}i|\lambda_1|\sin\frac{(2n+1)\pi}{4}fd - \sqrt{2}i|\lambda_1|\sin\frac{(2n+1)\pi}{4}d^\dagger f^\dagger + \sqrt{2}|\lambda_1|\cos\frac{(2n+1)\pi}{4}d^\dagger f + \sqrt{2}|\lambda_1|\cos\frac{(2n+1)\pi}{4}f^\dagger d \quad (13)$$

If we replace fd and $d^\dagger f^\dagger$ by $h^\dagger d$ and $d^\dagger h$, as we did in the case $\phi = (2n+1) \times 2\pi$, we will get

$$H_{DM} = \sqrt{2}i|\lambda_1|\sin\frac{(2n+1)\pi}{4}h^\dagger d - \sqrt{2}i|\lambda_1|\sin\frac{(2n+1)\pi}{4}d^\dagger h + \sqrt{2}|\lambda_1|\cos\frac{(2n+1)\pi}{4}d^\dagger f + \sqrt{2}|\lambda_1|\cos\frac{(2n+1)\pi}{4}f^\dagger d \quad (14)$$

In the meanwhile, H_{MBS} could be written as $-\frac{1}{2}\epsilon_M h^\dagger h - \frac{1}{2}\epsilon_M + \frac{1}{2}\epsilon_M f^\dagger f + \frac{1}{2}\epsilon_M$, which could be taken as QD with two energy levels $\pm\epsilon_M$. It seems that the system is equivalent to a model in which a QD with an energy level ϵ_d is coupled to another QD with two energy levels $\pm\epsilon_M$. However, these two models are not equivalent, as we can see from the conductance profiles in Fig.5(c). The conductance profiles in those two

models are similar since they both show two Fano resonances at $\pm\epsilon_M$, but the difference is also significant. The conductance in the QD-MBSs system at the Fano resonances does not fall to zero, while that in the QD-QD system falls to zero. The reason behind this un-

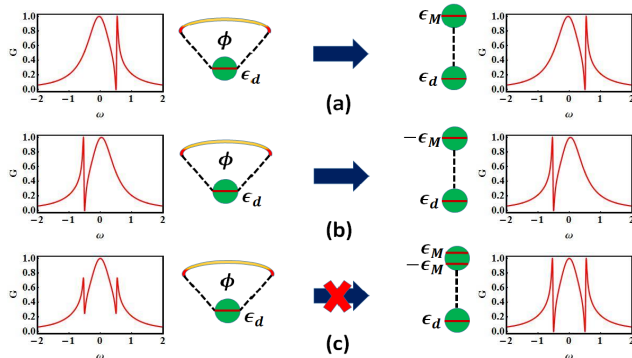


FIG. 5: The central part of the QD-TSNW system could be transformed equivalently to a double quantum dots model at certain magnetic flux values as we tune the magnetic field. (a) When $\phi = 2n \times 2\pi$, the ring system can be transformed into a system in which the QD is coupled to another QD with energy level ϵ_M ; (b) when $\phi = (2n + 1) \times 2\pi$, it can be transformed into a system in which the QD is coupled to another QD with energy level $-\epsilon_M$; (c) when $\phi = (2n + 1)\pi$, it can not be transformed into a QD coupling to another QD with two energy levels ϵ_M and $-\epsilon_M$. In situations (a) and (b), the system becomes trivial while in situation (c), the states are non-trivial. The parameters here are the same as in Fig.1.

equivalence originating from the special characteristics of the Majorana bound states. As we know, the Majorana bound states at the ends of the topological superconductor nanowire can be represented by $\gamma_1 = (f^\dagger + f)/\sqrt{2}$ and $\gamma_2 = i(f^\dagger - f)/\sqrt{2}$. The Majorana operators are self-adjoint, namely $\gamma_i^\dagger = \gamma_i$ ($i = 1, 2$) and the Majorana bound states are the mixture of particle and hole state. If we replace $d^\dagger f^\dagger$ by $d^\dagger h$, we will destroy the Majorana bound states and render them into regular fermions. So when $\phi = (2n + 1)\pi$, the QD-TSNW system is not equivalent to a double-QD system. Combining those three cases, we find that when $\phi = 2n\pi$, the MBSs at the ends of the nanowire are trivial and become regular fermions while if $\phi = (2n + 1)\pi$ the system is in non-trivial state. The electronic transport properties are quite different at different situations and we can tell whether the topological superconductor nanowire is in topologically trivial or non-trivial state from the conductance profile.

On the other hand, the transformation into the QD-QD model gives an explanation to the period changing problem. As we mentioned above, when the overlapping between the two MBSs changes from zero to non-zero finite values, the period of the conductance changes from 2π to 4π . According to the QD-QD models, in the cases of $\phi = 2n \times 2\pi$ and $\phi = (2n + 1) \times 2\pi$, they are not the same when ϵ_M is non-zero since the energy level of the equivalent QD is ϵ_M for $\phi = 2n \times 2\pi$ but is $-\epsilon_M$ for

$\phi = (2n + 1) \times 2\pi$. Thus the period is 4π . However, if $\epsilon_M = 0.0$, these two cases are the same and the period of the conductance reduce to 2π .

B. Majorana fermions view

We could take the nanowire as a Kitaev chain [38], which is composed of spinless fermions in a 1D lattice. The Hamiltonian of the lattice could be written as

$$H_K = \sum_j \left[-\mu(c_j^\dagger c_j - \frac{1}{2}) + t(c_j^\dagger c_{j+1} + h.c.) + \Delta(c_j^\dagger c_{j+1}^\dagger + h.c.) \right]. \quad (15)$$

Here t is the hopping amplitude between the lattice sites and Δ is the pairing amplitude. The QD Hamiltonian and the coupling between the QD and the Kitaev chain are

$$H_{QD} = \epsilon_d d^\dagger d, \quad (16)$$

$$H_{DK} = \lambda_1 c_1^\dagger d + \lambda_1^* d^\dagger c_1 + \lambda_2 c_N^\dagger d + \lambda_2^* d^\dagger c_N,$$

where c_1 and c_N are the operators of the first and the last lattice site respectively. Introducing Majorana operators $c_j = \frac{1}{\sqrt{2}}(\gamma_{j,1} + i\gamma_{j,2})$ and $d = \frac{1}{\sqrt{2}}(\eta_1 + i\eta_2)$, we can expressed the Hamiltonian as

$$H_K = i \sum_j \left[-\mu\gamma_{j,1}\gamma_{j,2} + (t + \Delta)\gamma_{j,2}\gamma_{j+1,1} + (-t + \Delta)\gamma_{j,1}\gamma_{j+1,2} \right],$$

$$H_{QD} = i\epsilon_d\eta_1\eta_2 + \epsilon_d,$$

$$H_{DK} = -i|\lambda_1| \sin\frac{\phi}{4}\eta_1\gamma_{1,1} + i|\lambda_1| \cos\frac{\phi}{4}\eta_1\gamma_{1,2} - i|\lambda_1| \cos\frac{\phi}{4}\eta_2\gamma_{1,1} - i|\lambda_1| \sin\frac{\phi}{4}\eta_2\gamma_{1,2} + i|\lambda_2| \sin\frac{\phi}{4}\eta_1\gamma_{N,1} + i|\lambda_2| \cos\frac{\phi}{4}\eta_1\gamma_{N,2} - i|\lambda_2| \cos\frac{\phi}{4}\eta_2\gamma_{N,1} + i|\lambda_2| \sin\frac{\phi}{4}\eta_2\gamma_{N,2}. \quad (17)$$

The redundant ϵ_d in H_{QD} could be discarded. Now we analyze the three cases from the Majorana fermions perspective. Fig.6(a) shows the schematic setup of the Kitaev chain. When the chain is in topologically trivial phase, all the MBSs in the chain will be paired while if the chain is in nontrivial phase, then the MBSs at the ends of the chain, namely $\gamma_{1,1}$ and $\gamma_{N,2}$ or $\gamma_{1,2}$ and $\gamma_{N,1}$, would be unpaired. The complex coupling between the QD and the Kitaev chain is shown in Fig.6(b).

Case $\phi = 2n \times 2\pi$. H_{DK} could be written as

$$H_{DK} = |\lambda_1| \cos[n\pi](i\eta_1\gamma_{1,2}) - |\lambda_1| \cos[n\pi](i\eta_2\gamma_{1,1}) + |\lambda_2| \cos[n\pi](i\eta_1\gamma_{N,2}) - |\lambda_2| \cos[n\pi](i\eta_2\gamma_{N,1}). \quad (18)$$

From this, we can see that when $\phi = 2n \times 2\pi$, the MBSs from the QD are coupled to the chain in the same pattern

as the MBSs on the chain. Thus the QD and the Kitaev chain constitute a Kitaev ring. If $\gamma_{1,1}$ and $\gamma_{N,2}$ at the ends of the chain are unpaired, then from Eq.(18), we find that they could be paired with η_2 and η_1 from the QD separately. If $\gamma_{1,2}$ and $\gamma_{N,1}$ are unpaired, they will be paired with η_1 and η_2 respectively. So the whole QD-Kitaev chain system will be in topologically trivial state. Fig.6(c) shows the Kitaev ring system.

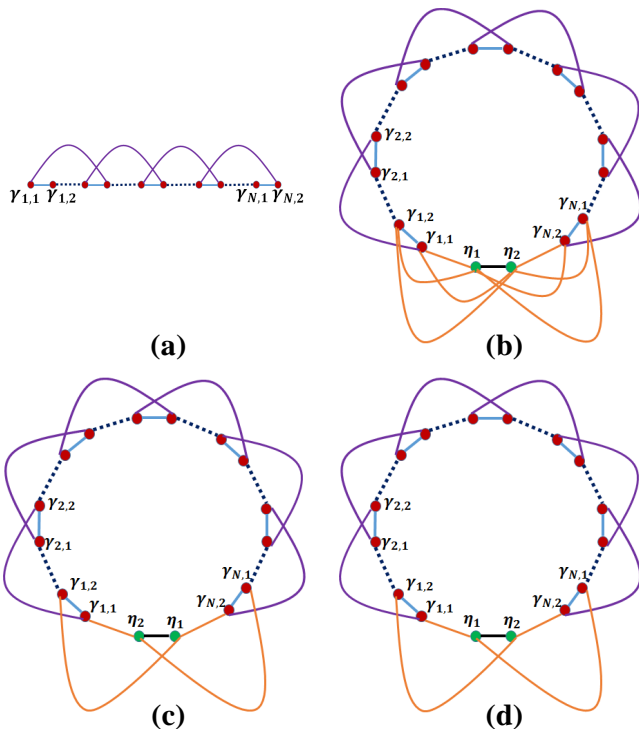


FIG. 6: (a) Schematic setup of Kitaev chain; (b) The Kitaev chain and the MBSs η_1 and η_2 from the QD are coupled in a complex way; (c) When $\phi = 2n \times 2\pi$, the Kitaev chain and the MBSs from the QD can form a Kitaev ring with the same coupling pattern as in the chain; (d) When $\phi = (2n + 1) \times 2\pi$, the chain and the QD also form a Kitaev ring with the same coupling pattern in the chain.

Case $\phi = (2n + 1) \times 2\pi$. In this case, H_{DK} becomes

$$\begin{aligned}
 H_{DK} = & \\
 & -|\lambda_1| \sin(n + \frac{1}{2})\pi(i\eta_1\gamma_{1,1}) - |\lambda_1| \sin(n + \frac{1}{2})\pi(i\eta_2\gamma_{1,2}) \\
 & + |\lambda_2| \sin(n + \frac{1}{2})\pi(i\eta_1\gamma_{N,1}) + |\lambda_2| \sin(n + \frac{1}{2})\pi(i\eta_2\gamma_{N,2})
 \end{aligned}
 \tag{19}$$

Eq.(19) also has the same coupling style as the MBSs on the chain, so the QD and the Kitaev chain again become a ring system and is in trivial state. However, here $\gamma_{1,1}$ is paired with η_1 and $\gamma_{N,2}$ is paired with η_2 when they are unpaired in the chain. On the other hand, when $\gamma_{1,2}$ and $\gamma_{N,1}$ are unpaired then they will be separately coupled with η_2 and η_1 . This is shown in Fig.6(d). Comparing

with the $\phi = 2n \times 2\pi$ case, we find that the positions of η_1 and η_2 are interchanged and the conductance profiles of these two situations are different as we discussed earlier. This is the manifestation of the non-Abelian statistics abided by Majorana fermions.

Case $\phi = (2n + 1)\pi$. Substituting $\phi = (2n + 1)\pi$ into H_{DK} , we can see that $\gamma_{1,1}$, $\gamma_{1,2}$, $\gamma_{N,1}$ and $\gamma_{N,2}$ are coupled to η_1 and η_2 simultaneously and the coupling strength are the same, see Fig.6(b). The coupling pattern between the MBSs from the QD and the chain are not the same as in the chain. Those unpaired MBSs at the ends of chain can not be paired with the MBSs from the QD definitively, so the chain and the QD could not constitute a Kitaev ring with all the MBSs in it paired. As a result, the QD-TSNW system is in topologically non-trivial state and is distinct from the other two cases.

In fact, if ϕ takes other values apart from these three cases, H_{DK} is the same as Eq.(17), but this time the coupling amplitude is different. There will always be a stronger coupling between $\gamma_{1,1}$ (or $\gamma_{1,2}$) and η_1 or η_2 when the coupling between $\gamma_{N,2}$ (or $\gamma_{N,1}$) and η_1 or η_2 is weaker. The other way around also holds. Thus the unpaired MBSs at the ends of the Kitaev chain could be paired by the stronger pairing amplitudes and the Kitaev ring also builds up. The system then again becomes a trivial one. In conclusion, the QD-TSNW system is in topologically nontrivial state only when $\phi = (2n + 1)\pi$.

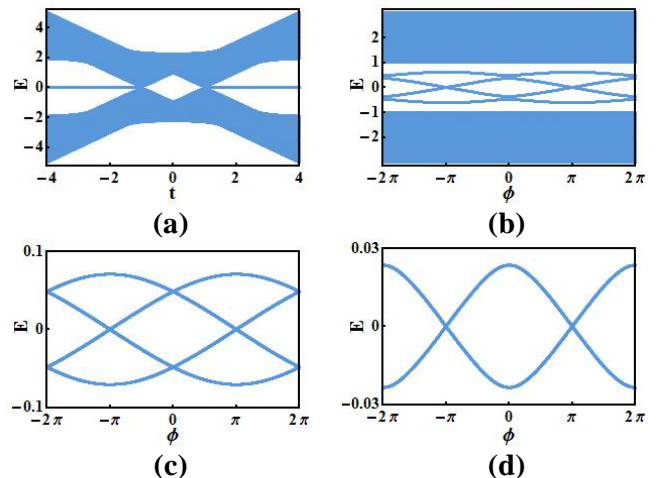


FIG. 7: (a) The energy spectrum of the Kitaev chain as a function of t when $\Delta = 2$ and $\mu = 2$. The other three pictures show the spectrum of the QD-Kitaev ring system as a function of magnetic flux ϕ with different parameters: (b) $\Delta = 2$, $\mu = 2$, $t = 2$, $|\lambda_1| = |\lambda_2| = 1$; (c) $\Delta = 0.2$, $\mu = 0$, $t = 0.2$, $|\lambda_1| = |\lambda_2| = 0.1$; (d) $\Delta = 0.2$, $\mu = 0.3$, $t = 0.2$, $|\lambda_1| = |\lambda_2| = 0.1$. The zero energy modes only appear when $\phi = (2n + 1)\pi$, otherwise the energy spectrum are always gapped.

We could also verify our conclusions further by investigating the energy spectrum of the system. If the system is in nontrivial topological state, there should be zero modes in the spectrum while if the system is in

trivial state, there will be gap(s) in the spectrum. In Fig.7(a), we present the energy spectrum for the Kitaev chain in which $\Delta = 2$ and $\mu = 2$. The gap appears when $|t| \leq 1$ while zero modes show up when t gets bigger. The system is in topologically nontrivial state only when $|2t| > \mu$. This is in consistent with the results in literatures [1, 35]. Fig.7(b), (c) and (d) show the energy spectrum of the QD-Kitaev ring system as a function of magnetic flux under different parameters. It is apparent that only when $\phi = (2n+1)\pi$ will there be zero modes in the system and the system is in nontrivial state, otherwise the energy spectrum remains gapped and the system is in trivial state.

In Fig.8, we present the energy spectrum of the QD-Kitaev ring system as a function of t for different magnetic flux values. The spectrum is very similar to the one for Kitaev chain. When $\phi = (2n+1)\pi$, here $\phi = \pi$ and 3π in the figure, the condition for the appearance of zero energy modes in the Kitaev ring system is $|2t| > \mu$, which is the same as in Kitaev chain system. If the magnetic flux through the ring takes other values, the energy spectrum is always gapped except there is a zero energy point at $|2t| = \mu$ (when $\phi = 0.0, 0.5\pi, 3.5\pi$ and 4π) or $-\mu$ (when $\phi = 1.5\pi, 2\pi$ and 2.5π).

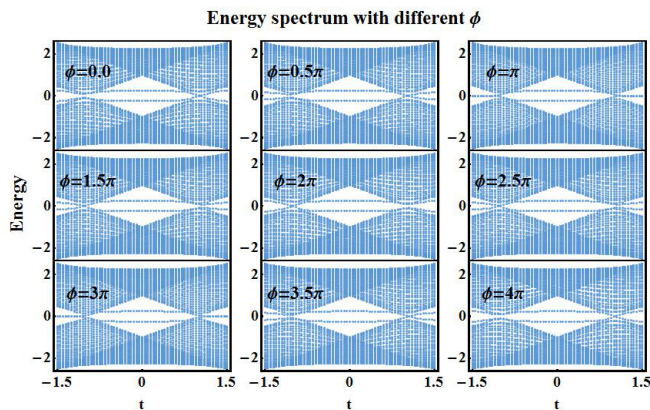


FIG. 8: Energy spectrum of the QD-Kitaev ring system. Here $\Delta = 2$, $\mu = 2$ and $|\lambda_1| = |\lambda_2| = 1$. When $\phi = \pi$ and 3π , the zero energy modes appear only if $|2t| > \mu$. If ϕ takes other values, the spectrum is always gapped except at the point where $2t = \mu$ (for $\phi = 0.0, 0.5\pi, 3.5\pi$ and 4π) or $-\mu$ (for $\phi = 1.5\pi, 2\pi$ and 2.5π).

IV. SUMMARY

In this paper, we investigate the properties of electronic transport through a quantum dot-topological supercon-

ductor nanowire ring system. The Majorana bound states at the two ends of the nanowire is deeply influenced by the magnetic flux threading through the system. When $\phi = 2n \times 2\pi$ or $(2n+1) \times 2\pi$, the MBSs are destroyed and are rendered to regular fermions, the QD-TSNW system could be equivalently transformed into a QD-QD system in which the QD in the ring system is coupled to another QD with energy level ϵ_M or $-\epsilon_M$, where ϵ_M is the overlapping between the two MBSs. However, when $\phi = (2n+1)\pi$, the system could not be transformed into a such model. The conductance behaviors for these situations are also very different. With appropriate parameters, the conductance shows one asymmetric Fano lineshape near $\omega = \epsilon_M$ or $-\epsilon_M$ and the minimum of the conductance at the resonance falls to zero when $\phi = 2n \times 2\pi$ or $(2n+1) \times 2\pi$. As for the case $\phi = (2n+1)\pi$, there are two Fano resonances with the same size near $\omega = \pm\epsilon_M$ and the minimums of the resonances do not fall to zero. These distinctive features could help us to tell whether the system is in its topologically trivial or non-trivial state. Besides, as a periodic function of the magnetic flux, the conductance of the system displays different periods with different ϵ_M values. The period of the conductance is 2π when $\epsilon_M = 0.0$ but changes to 4π as soon as ϵ_M deviates from zero. We also study the system from the Majorana fermions view by taking the electron on the QD as the superposition of two MBSs and taking the TSNW as a Kitaev chain. We find that when $\phi \neq (2n+1)\pi$, the unpaired MBSs from the Kitaev chain are separately paired with one of the MBSs from the QD and thus become a Kitaev ring in which all the MBSs are paired. The QD-TSNW system is in trivial state in this situation. However, if $\phi = (2n+1)\pi$, the unpaired MBSs at the ends of the Kitaev chain can not pair with the MBSs from the QD definitively, so the QD-TSNW system is in the topologically non-trivial state. The energy spectrum of the QD-Kitaev ring system shows zero energy modes only when $\phi = (2n+1)\pi$ otherwise is always gapped except one point, which confirms our results.

Acknowledgment

This work has been supported by the NSFC under Grant No.11274195 and the National Basic Research Program of China (973 Program) Grant No.2011CB606405 and No.2013CB922000. Shu Chen is supported by National Program for Basic Research of MOST, by NSF of China under Grants No.11374351, No.11174360, and No.11121063, and by the Strategic Priority Research Program of the Chinese Academy of Sciences under Grant No.XDB07000000.

[1] S. R. Elliott and M. Franz, Rev. Mod. Phys. 87, 137 (2015).

[2] T. D. Stanesce and S. Tewari, J. Phys.: Condens. Matter

- 25, 233201 (2013).
- [3] J. Alicea, Rep. Prog. Phys. 75, 076501 (2012).
- [4] M. Stone and R. Roy, Phys. Rev. B 69, 184511 (2004).
- [5] P. Fendley, M. P. A. Fisher, and C. Nayak, Phys. Rev. B 75, 045317 (2007).
- [6] S. Raghu, A. Kapitulnik, and S. A. Kivelson, Phys. Rev. Lett. 105, 136401 (2010).
- [7] S. B. Chung, H. J. Zhang, X. L. Qi, and S. C. Zhang, Phys. Rev. B 84, 060510(R) (2011).
- [8] R. M. Lutchyn, J. D. Sau, and S. Das Sarma, Phys. Rev. Lett. 105, 077001 (2010).
- [9] Y. Oreg, G. Refael, and F. von Oppen, Phys. Rev. Lett. 105, 177002 (2010).
- [10] X. J. Liu, L. Jiang, H. Pu, and H. Hu, Phys. Rev. A 85, 021603(R) (2012).
- [11] C. Qu, Z. Zheng, M. Gong, Y. Xu, Li Mao, X. Zou, G. Guo, and C. Zhang, Nat. Commun. 4, 2710 (2013).
- [12] C. Chen, Phys. Rev. Lett. 111, 235320 (2013).
- [13] J. Ruhman, E. Berg, and E. Altman, Phys. Rev. Lett. 114, 100401 (2015).
- [14] N. B. Kopnin and M. M. Salomaa, Phys. Rev. B 44, 9667 (1991).
- [15] X. L. Qi, T. L. Hughes, S. Raghu, and S. C. Zhang, Phys. Rev. Lett. 102, 187001 (2009).
- [16] S. B. Chung and S. C. Zhang, Phys. Rev. Lett. 103, 235301 (2009).
- [17] S. Nadj-Perge, I. K. Drozdov, B. A. Bernevig, and A. Yazdani, Phys. Rev. B 88, 020407(R) (2013).
- [18] S. Nadj-Perge, I. K. Drozdov, J. Li, H. Chen, S. Jeon, J. Seo, A. H. MacDonald, B. A. Bernevig, and A. Yazdani, Science 346, 602 (2014).
- [19] H. Y. Hui, P. M. R. Brydon, J. D. Sau, S. Tewari, and S. Das Sarma, Sci. Rep. 5, 8880 (2015).
- [20] E. Dumitrescu, B. Roberts, S. Tewari, J. D. Sau, and S. Das Sarma, Phys. Rev. B 91, 094505 (2015).
- [21] T. D. Stanescu, R. M. Lutchyn, and S. Das Sarma, Phys. Rev. B 84, 144522 (2011).
- [22] V. Mourik, K. Zuo, S. M. Frolov, S. R. Plissard, E. E. A. M. Bakkers, and L. P. Kouwenhoven, Science 336, 1003 (2012).
- [23] M. T. Deng, C. L. Yu, G. Y. Huang, M. Larsson, P. Caroff, and H. Q. Xu, Nano Lett. 12, 6414 (2012).
- [24] A. Das, Y. Ronen, Y. Most, Y. Oreg, M. Heiblum, and H. Shtrikman, Nat. Phys. 8, 887 (2012).
- [25] A. D. K. Finck, D. J. van Harlingen, P. K. Mohseni, K. Jung, and X. Li, Phys. Rev. Lett. 110, 126406 (2013).
- [26] D. M. Badiane, M. Houzet, and J. S. Meyer, Phys. Rev. Lett. 107, 177002 (2011).
- [27] P. A. Iosevich and M. V. Feigel'man, Phys. Rev. Lett. 106, 077003 (2011).
- [28] A. M. Black-Schaffer and J. Linder, Phys. Rev. B 84, 180509 (2011).
- [29] B. H. Wu and J. C. Cao, Phys. Rev. B 85, 085415 (2012).
- [30] A. Zazunov, A. Levy Yeyati, and R. Egger, Phys. Rev. B 84, 165440 (2011).
- [31] A. Ueda and T. Yokoyama, Phys. Rev. B 90, 081405(R) (2014).
- [32] Y. Cao, P. Wang, G. Xiong, M. Gong, and X. Q. Li, Phys. Rev. B 86, 115311 (2012).
- [33] W. J. Gong, Sh. F. Zhang, Zh. Ch. Li, G. Yi, and Y. S. Zheng, Phys. Rev. B 89, 245413 (2014).
- [34] H. F. Lü, H. Zh. Lu, and Sh. Q. Shen, Phys. Rev. B 90, 195404 (2014).
- [35] K. Flensberg, Phys. Rev. Lett. 106, 090503 (2011).
- [36] D. E. Liu and H. U. Baranger, Phys. Rev. B 84, 201308(R) (2011).
- [37] J. D. Sau, B. Swingle, and S. Tewari, Phys. Rev. B 92, 020511(R) (2015).
- [38] A. Y. Kitaev, Phys.-Usp. 44, 131 (2001).