

Secure Top-k Query Processing on Encrypted Databases

Xianrui Meng^{*1}, Haohan Zhu^{†1}, and George Kollios^{‡1}

¹Department of Computer Science
Boston University

Abstract

Privacy concerns in outsourced cloud databases have become more and more important recently and many efficient and scalable query processing methods over encrypted data have been proposed. However, there is very limited work on how to securely process top- k ranking queries over encrypted databases in the cloud. In this paper, we focus exactly on this problem: secure and efficient processing of top- k queries over outsourced databases. In particular, we propose the first efficient and provable secure top- k query processing construction that achieves adaptively IND-CQA security. We develop an encrypted data structure called EHL and describe several secure sub-protocols under our security model to answer top- k queries. Furthermore, we optimize our query algorithms for both space and time efficiency. Finally, in the experiments, we empirically analyze our protocol using real world datasets and demonstrate that our construction is efficient and practical.

1 Introduction

As remote storage and cloud computing services emerge, such as Amazon’s EC2, Google AppEngine, and Microsoft’s Azure, many enterprises, organizations, and end users may outsource their data to those cloud service providers for reliable maintenance, lower cost, and better performance. In fact, a number of database systems on the cloud have been developed recently that offer high availability and flexibility at relatively low costs. However, despite these benefits, there are still a number of reasons that make many users to refrain from using these services, especially users with sensitive and valuable data. Undoubtedly, the main issue for this is related to security and privacy concerns [3]. Indeed, data owner and clients may not fully trust a public cloud since some of hackers, or the cloud’s administrators with root privilege can fully access all data for any purpose. Sometimes the cloud provider may sell its business to an untrusted company, which will have full access to the data. One approach to address these issues is to encrypt the data before outsourcing them to the cloud. For example, electronic health records (EHRs) should be encrypted before outsourcing in compliance with regulations like HIPAA¹. Encrypted data can bring an enhanced security into the Database-As-Service environment [20]. However, it also introduces significant difficulties in querying and computing over these data.

In recent years, many works have been proposed for computing over encrypted data. In general, the main technical difficulty is to query an encrypted database without ever having to decrypt it. A number of techniques related to practical query processing over encrypted data have been proposed recently, including keyword search queries [41, 11, 13], range queries [40, 22, 30], k-nearest neighbor queries [45, 16, 47, 12], as well as other aggregate queries. Surprisingly, to the best of our knowledge, although top- k queries are important query types in many database applications [23], none of the existing works are applicable to

^{*}Email: xmeng@cs.bu.edu

[†]Email: zhu@cs.bu.edu

[‡]Email: gkollios@cs.bu.edu

¹HIPAA is the federal Health Insurance Portability and Accountability Act of 1996.

solve the top- k queries securely and efficiently. For example, Wong et. al. [45] proposed an encryption scheme for knn queries and mentioned a method of transforming their scheme to solve top- k queries, however, as shown in [47], their encryption scheme is not secure and is vulnerable to chosen plaintext attack. Vaiyda et. al. [43] also studied privacy-preserving top- k queries in which the data are vertically partitioned instead of encrypting the data. Here, we propose the first *IND-CQA secure* query processing technique over *encrypted database* that can answer ad-hoc top- k queries efficiently.

In this paper, we assume that the data owner and the clients are trusted, but not the cloud server. Therefore, the data owner encrypts each database relation R using some probabilistic encryption scheme before outsourcing it to the cloud. An authorized user specifies a query q and generates a *trapdoor* or *token* to query the server. Our objective is to allow the cloud securely compute the top- k results based on a user-defined ranking function over R , and, more importantly, the cloud shouldn't learn anything about R or q . Consider a real world example for a health medical database below:

Example 1.1 *An authorized doctor, Alice, wants to get the top- k results based on some ranking criteria from the encrypted electronic health record database **patients** (see Table 1). The encrypted **patients** database may contain several attributes; here we only list a few in Table 1: patient name, age, id number, trestbps², chol³, thalach⁴.*

patient name	age	id	trestbps	chol	thalach
$E(\text{Bob})$	$E(38)$	$E(121)$	$E(110)$	$E(196)$	$E(166)$
$E(\text{Celvin})$	$E(43)$	$E(222)$	$E(120)$	$E(201)$	$E(160)$
$E(\text{David})$	$E(60)$	$E(285)$	$E(100)$	$E(248)$	$E(142)$
$E(\text{Emma})$	$E(36)$	$E(956)$	$E(120)$	$E(267)$	$E(112)$
$E(\text{Flora})$	$E(43)$	$E(756)$	$E(100)$	$E(223)$	$E(127)$

Table 1: Encrypted patients Heart-Disease Data

*One example of a top- k query (in the form of a SQL query) can be: `SELECT * FROM patients ORDERED BY chol+thalach STOP AFTER k`. That is, the doctor wants to get the top-2 results based the score $chol + thalach$ from all the patient records. However, since this table contains very sensitive information about the patients, the data owner first encrypts the table and then delegates it to the cloud. So, Alice requests a key from the data owner and generates a query token based on the query. Then the cloud searches and computes on the encrypted table to find out the top- k results. In this case, the top-2 results are the records of patients David and Emma.*

Our secure protocol extends the No-Random-Access (NRA) [17] algorithm for computing top- k queries over a probabilistically encrypted relational database. Moreover, our query processing model assumes that two non-colluding semi-honest clouds, which is the model that has been widely adopted and been showed working well (see [16, 10, 33, 7, 9]). We encrypt the database in such a way that the server can obviously execute NRA over the encrypted database without learning the underlying data. This is accomplished with the help of a secondary independent cloud server (or Crypto Cloud). However, the encrypted database resides only in the primary cloud. We adopt two efficient state-of-art secure protocols, EncSort [7] and EncCompare [9], which are the two essential building block we need in our top- k secure construction. We choose these two building blocks mainly because of their efficiency. During the query processing, we propose several novel sub-routines that can securely compute the best/worst score and de-duplicate replicated data items over the encrypted database. Notice that our proposed sub-protocols can be also used as stand-alone building blocks for other applications as well. We also would like to point out that during the querying phase the computation performed by the client is very small. The client

²trestbps: resting blood pressure (in mm Hg)

³chol: serum cholestorl in mg/dl

⁴maximum heart rate achieved

only needs to compute a simple token for the server and all of the relatively heavier computations are performed by the cloud side. Below we summarize our main contributions:

- We firstly propose a new practical protocol designed to answer top- k queries over encrypted data.
- We propose two encrypted data structures called EHL and EHL⁺ which allow the servers to homomorphically evaluate the equality relations between two objects.
- We propose several independent sub-protocols such that the cloud can securely computes the best/worst scores and de-duplicate replicated encrypted objects with the use of another non-colluding server.
- We prove that our scheme is secure under the IND-CQA security definition and both of the *data confidentiality* and *query privacy* are protected.
- The scheme is experimentally evaluated using real-world datasets and result shows that our scheme is efficient and practical.

2 Related Works and Background

The problem of processing queries for the outsourced database is not new. The seminal paper [20] proposed executing SQL queries over encrypted data using bucketization. Since then, a number of works have appeared on executing various queries over encrypted data. One of the relevant problem related to top- k queries is the k NN (k Nearest Neighbor) queries. Note that top- k queries should not be confused with similarity search, such as k NN queries. For the k NN queries, one is interested in retrieving the k most similar objects over the database to a query object, where the similarity between two objects is measured over some metric space, for example the L_2 metric. Many works have been proposed to specifically solve the k NN queries on encrypted data, such as [45, 16, 47, 12]. A significant amount of works have been done for privacy preserving keyword search queries or boolean queries, such as [41, 13, 11]. Recent work [39] proposed a general framework for boolean queries of disjunctive normal form queries on encrypted data. In addition, many works have been proposed for range queries [40, 22, 30]. Other relevant works include privacy-preserving data mining [32, 44, 2, 25, 34].

Recent works in the cryptography community have shown that it is possible to perform arbitrary computations over encrypted data, using fully homomorphic encryption (FHE) [18], or Oblivious RAM [19]. However, the performance overheads of such constructions are very high in practice, thus they're not suitable for practical database queries. Some recent advancements in ORAM schemes [38] show promises and can potentially used in certain environments. As mentioned, [43] is the only work that studied privacy preserving execution of top- k queries. However, their approach is mainly based on the k -anonymity privacy policies, therefore, it cannot extended to the encrypted databases. Recently, differential privacy (DP) [15] has emerged as a powerful model to protect against unknown adversaries with guaranteed probabilistic accuracy. However, here we consider the *encrypted* data in the outsourced model; moreover, we do not want our query answer to be perturbed by some noisy data, but we want our query result to be exact and encrypted. Kuzu et. al. [29] proposed a scheme that leverages DP and leaks obfuscated access statistics to enable efficient searching. Another approach has been extensively studied is order-preserving encryption [32, 4, 2], which is the encryption scheme that preserve the order of the message. We note that, by definition, this scheme directly reveals the order of our the objects' ranks, thus do not satisfy our data privacy guarantee. Furthermore, [21] proposed a prototype for access control using deterministic proxy encryption, and other secure database system has been proposed by using embedded secure hardware, such as TrustedDB [6] and Cipherbase [5].

3 Preliminaries

3.1 Problem Definition

Consider a data owner (DO) that has a database relation R of n objects, denoted by o_1, \dots, o_n , and each object o_i has M attributes. For simplicity, we assume that all M attributes take numerical values. Thus, the relation R is an $n \times M$ matrix. The DO would like to outsource R to a third-party cloud S_1 that is completely untrusted. Therefore, DO encrypts R and sends the encrypted relation $E(R)$ to the cloud. After that, any authorized client should be able to get the results of the top- k query over this encrypted relation directly from S_1 , by specifying k and a score function over the M (encrypted) attributes. We consider the monotone scoring (ranking) functions that are weighted linear combinations over all attributes, that is $F_W(o) = \sum w_i \times x_i(o)$, where each $w_i \geq 0$ is the user-specified weight for the i -th attribute and $x_i(o)$ is the local score (value) of the i -th attribute for object o . Note that, we consider the monotone linear function mainly because it is the most important and widely used score function on top- k queries [23]. The results of a top- k query are the objects with the highest k scores of F_W values. For example, consider an authorized client, Alice, that wants to run a top- k query over the encrypted database $E(R)$. Consider the following query: $q = \text{SELECT } * \text{ FROM } E(R) \text{ ORDER BY } F_W(\cdot) \text{ STOP AFTER } k$; That is, Alice wants to get the top- k results based on her scoring function F_W , for a specified set of weights. Alice first has to request the keys from the data owner, then generates a *query token* t_q . Alice sends the t_q to the cloud server. The cloud server storing the encrypted database $E(R)$ processes the top- k query and sends the encrypted results back to Alice.

3.2 Our Architecture and Security Model

We consider the secure computation on the cloud under the *semi-honest* (or *honest-but-curious*) adversarial model. Furthermore, our model assumes the existence of two *different* non-colluding semi-honest cloud providers, S_1 and S_2 , where S_1 stores the encrypted database $E(R)$ and S_2 holds the secret keys and provides the crypto services. We refer the server S_2 as *Crypto Cloud* and assume S_2 resides in the cloud environment and is isolated to S_1 . The two parties S_1 and S_2 do not trust each other, and therefore, they have to execute secure computations on encrypted data.

This model is not new and has already been widely used in the related areas, such as [16, 10, 33, 7, 9] and, as pointed out by those papers, we would like to emphasize these cloud services are typically provided by some prestigious technology companies, such as Amazon, Microsoft Azure, and Google, who have also commercial interests not to collude. When the server S_1 receives the query token, S_1 initiates the secure computation protocol with the Crypto Cloud S_2 . Figure 1 shows an overview of the architecture.

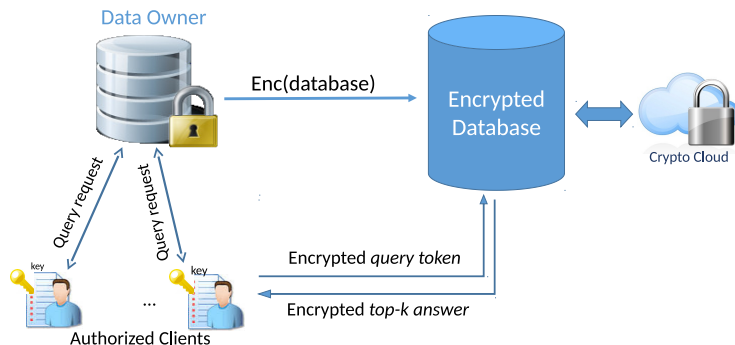


Figure 1: An overview of our model

Security Model. We adapt the security definition from the searchable encryption literature [11, 26, 13], which have been widely accepted in the prior privacy preserving database query works. Intuitively, this security definition says that no efficient adversary can learn any partial information about the database or

the queries, beyond what is explicitly allowed by a leakage function. This holds even for queries that are adversarial-influenced and generated adaptively. In this paper, we capture the security requirement using a game-based indistinguishability definition, which we refer as IND-CQA (*Indistinguishability Chosen-Query-Attack*). We choose the IND-CQA because it is more natural to our problem and better describes the security properties of our construction. Throughout the paper, the non-colluding clouds S_1 and S_2 are semi-honest adversarial servers. In our construction, S_1 and S_2 learn nothing about the data except a small amount of leakage that we explicitly describe. We give the details of the security definitions and proofs later in this paper. We would like to emphasize that, during the execution of the secure query processing, neither of the servers S_1 or S_2 can retrieve the original data.

3.3 Cryptographic Tools

In Table 2 we summarize the notation. In the following, we present the cryptographic primitives used in our construction.

Homomorphic Cryptosystem. Homomorphic encryption allows one to perform computations directly on ciphertexts without first decrypting them. For example, it allows to add two ciphertexts c_1, c_2 to a new ciphertext c_0 such that when c_0 is decrypted, the result corresponds to the addition of plain values of c_1 and c_2 , $m_1 + m_2$. A variety of homomorphic cryptosystems have been proposed in the literature. Some schemes are “partially homomorphic” and support only a specific type of computation (addition or a single multiplication) [35]. Fully homomorphic encryption schemes, on the other hand, support arbitrary number of additions and multiplications which means that any circuit can be homomorphically evaluated. Although being so powerful, those schemes are computationally expensive to be used in practice. However, “partially homomorphic” schemes are efficient and as we show are sufficient for our purposes.

Paillier Cryptosystem. The Paillier cryptosystem [35] is a semantically chosen plaintext attack (CPA) secure public key encryption scheme. The message space \mathcal{M} for the encryption is \mathbb{Z}_N , where N is a product of two large prime numbers p and q . For a message $m \in \mathbb{Z}_N$, we denote $\mathcal{E}_{\text{pk}}(m) \in \mathbb{Z}_{N^2}$ to be the encryption of m with the public key pk . When the key is clear in the text, we simply use $\mathcal{E}(m)$ to denote the encryption of m and $\mathcal{D}(c)$ to denote the decryption of a ciphertext c . The details of encryption and decryption algorithm can be found in [35]. It has the following homomorphism properties:

- *Addition:* $\forall x, y \in \mathbb{Z}_N, \mathcal{E}(x) \cdot \mathcal{E}(y) = \mathcal{E}(x + y)$
- *Scalar Multiplication:* $\forall x, a \in \mathbb{Z}_N, \mathcal{E}(x)^a = \mathcal{E}(a \cdot x)$

Generalized Paillier. Our construction also relies on Damgård-Jurik(DJ) cryptosystem introduced by [14], which is a generalization of Paillier encryption. The message space \mathcal{M} expands to \mathbb{Z}_{N^s} for $s \geq 1$, and the ciphertext space is under the group $\mathbb{Z}_{N^{s+1}}$. As mentioned in [1], this generalization has the special property that allows to doubly encrypt messages and uses the additive homomorphism of the inner encryption layer under the same secret key. In particular, let $\mathcal{E}^2(x)$ denote an encryption of the DJ encryption for a message $x \in \mathbb{Z}_{N^2}$ (when $s = 2$) and $\mathcal{E}(x)$ is the normal Paillier encryption. This extension allows a ciphertext of the first layer to be treated as a plaintext at the second layer. Moreover, this nested encryption preserves the structure over inner ciphertexts and allows one to manipulate it as follows:

$$\mathcal{E}^2(\mathcal{E}(m_1))^{\mathcal{E}(m_2)} = \mathcal{E}^2(\mathcal{E}(m_1) \cdot \mathcal{E}(m_2)) = \mathcal{E}^2(\mathcal{E}(m_1 + m_2))$$

We note that this is the only homomorphic property that our construction relies on.

Throughout this paper, we use \sim to denote that the underlying plaintext under encryption \mathcal{E} are the same, i.e. $\mathcal{E}(x) \sim \mathcal{E}(y) \Rightarrow x = y$. We summarize the notation throughout this paper in Table 2.

Notation	Definition
n	Size of the relation R , i.e. $ R = n$
M	Total number of attributes in R
m	Total number of attributes for the query q
$\mathcal{E}(m)$	Paillier encryption of m
$\mathcal{D}(c)$	Paillier decryption of c
$\mathcal{E}^2(m)$	Damgård-Jurik (DJ) encryption of m
$\mathcal{E}(x) \sim \mathcal{E}(y)$	Denotes $x = y$, i.e. $\mathcal{D}(\mathcal{E}(x)) = \mathcal{D}(\mathcal{E}(y))$
$\text{EHL}(o)$	Encrypted Hash List of the object o
$\text{EHL}^+(o)$	Efficient Encrypted Hash List of the object o
\ominus, \odot	EHL and EHL^+ operations, see Section 5.
I_i^d	The data item in the i th sorted list L_i at depth d
$E(I_i^d)$	Encrypted data item I_i^d
$F_W(o)$	Cost function in the query token
$B^d(o)$	The best score (upper bound) of o at depth d
$W^d(o)$	The worst score (lower bound) of o at depth d

Table 2: Notation Summarization

3.4 No-Random-Access (NRA) Algorithm

The NRA algorithm [17] finds the top- k answers by exploiting only sorted accesses to the relation R . The input to the NRA algorithm is a set of sorted lists S , each ranks the “same” set of objects based on different attributes. The output is a ranked list of these objects ordered on the aggregate input scores. We opted to use this algorithm because it provides a scheme that leaks minimal information to the cloud server (since during query processing there is no need to access intermediate objects). We assume that each column (attribute) is sorted independently to create a set of sorted lists S . The set of sorted lists is equivalent to the original relation, but the objects in each list L are sorted in ascending order according to their local score (attribute value). After sorting, R contains M sorted lists, denoted as $S = \{L_1, L_2, \dots, L_M\}$. Each sorted list consists of n data items, denoted as $L_i = \{I_i^1, I_i^2, \dots, I_i^n\}$. Each data item is a pair of object and the value as $I_i^d = (o_i^d, x_i^d)$, where o_i^d and x_i^d are the object id and local score at the depth d (when d objects have been accessed under sorted access in each list) in the i th sorted list respectively. Since it produces the top- k answers using bounds computed over their exact scores, NRA may not report the exact object scores. The score lower bound of some object o , $W(o)$, is obtained by applying the ranking function on o ’s known scores and the minimum possible values of o ’s unknown scores. The score upper bound of o , $B(o)$, is obtained by applying the ranking function on o ’s known scores and the maximum possible values of o ’s unknown scores, which are the same as the last seen scores in the corresponding ranked lists. The algorithm reports a top- k object even if its score is not precisely known. Specifically, if the score lower bound of an object o is not below the score upper bounds of all other objects (including unseen objects), then o can be safely reported as the next top- k object. We give the details of the NRA algorithm Appendix A.

4 Scheme Overview

In this section, we give an overview of our scheme. The two non-colluding semi-honest cloud servers are denoted by S_1 and S_2 . Let $\text{SecTopK} = (\text{Enc}, \text{Token}, \text{SecQuery})$ be the secure top- k query scheme containing three algorithms Enc , Token and SecQuery . $\text{Enc}(R)$ is the encryption algorithm that takes relation R as an input and outputs the encrypted relation $E(R)$. The idea of Enc is to encrypt and permute the set of sorted lists for R , so that the server can execute a variation of the NRA algorithm using only sequential accesses to the encrypted data. To do this encryption, we design a new encryption data structure for the objects, called EHL. The Token algorithm takes a query q and produces a token for the query. The token

serves as a trapdoor so that the cloud knows which list to access. Finally, **SecQuery** is the query processing algorithm that takes the token and securely computes top- k results based on the token. In particular, S_1 scans the encrypted data depth by depth for each targeted list, maintaining a list of encrypted top- k object ids per depth until there are k encrypted object ids that satisfy the NRA halting condition. During this process, S_1 and S_2 learn nothing about the underlying scores and objects. At the end of the protocol, the object ids can be reported to the client. As we discuss next, there are two options after that. Either the encrypted records are retrieved and returned to the client, or the client retrieves the records using a secure scheme (oblivious RAM [19, 38]) that does not even reveal the location of the actual encrypted records. In the first case, the server can get some additional information by observing the access patterns, i.e. the encrypted results of different queries. However, there are schemes that address this access leakage [24, 29] and is beyond the scope of this paper. The second approach may be more expensive but is completely secure.

In the following sections, we first discuss the new encrypted data structures **EHL** and **EHL**⁺. Then, we present the three algorithms **Enc**, **Token** and **SecQuery** in more details.

5 Encrypted Hash List (EHL)

In this paper, we propose a new data structure called encrypted hash list (**EHL**) to encrypt each object. The main purpose of this structure is to allow the cloud to homomorphically compute equality between the objects, whereas it is computationally hard for the server to figure out what the objects are. Intuitively, the idea is that given an object o we use s secure key-hash functions **HMAC** to hash the object o into a binary list of length H and then encrypt all the bits in the list to generate **EHL**. Let $\text{EHL}(o)$ be the encrypted list of an object o and let $\text{EHL}(o)[i]$ denote the i th encryption in the list. In particular, we initialize an empty list **EHL** of length H and fill all the entries with 0. Firstly, we generate s secure keys k_1, \dots, k_s . The object o is hashed to a list as follows: 1) Set $\text{EHL}[\text{HMAC}(k_i, o) \% H] = 1$ for $1 \leq i \leq s$. 2) Encrypt each bit using Paillier encryption: for $0 \leq j \leq H - 1$, $\mathcal{E}(\text{EHL}(o)[j])$. Fig. 2 shows how we obtain $\text{EHL}(o)$ for the object o .

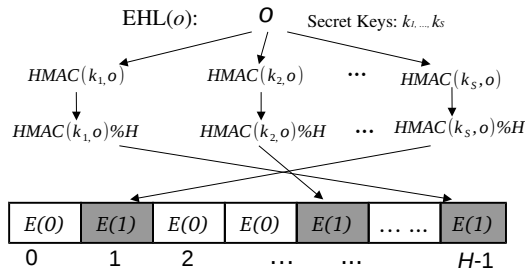


Figure 2: Encrypted Hash List for the object o .

Lemma 5.1 *Given two objects o_1 and o_2 , their $\text{EHL}(o_1)$ and $\text{EHL}(o_2)$ are computationally indistinguishable.*

It is obvious to see that the lemma 5.1 holds since the bits in the **EHL** are encrypted by the semantic secure Paillier encryption. Given $\text{EHL}(x)$ and $\text{EHL}(y)$, we define the *randomized operation* \ominus between $\text{EHL}(x)$ and $\text{EHL}(y)$ as follows:

$$\text{EHL}(x) \ominus \text{EHL}(y) \stackrel{\text{def}}{=} \prod_{i=0}^{H-1} (\text{EHL}(x)[i] \cdot \text{EHL}(y)[i]^{-1})^{r_i} \quad (1)$$

where each r_i is some random value in \mathbb{Z}_N .

Lemma 5.2 *Let $\mathcal{E}(b) = \text{EHL}(x) \ominus \text{EHL}(y)$. Then the plaintext $b = 0$ if $x = y$ (two objects are the same), otherwise b is uniformly distributed in the group \mathbb{Z}_N with high probability.*

Proof Sketch: Let $\mathcal{E}(x_i) = \text{EHL}(x)[i]$ and $\mathcal{E}(y_i) = \text{EHL}(y)[i]$. If $x = y$, i.e. they are the same objects, then for all $i \in [0, H - 1]$, $x_i = y_i$. Therefore,

$$\prod_{i=0}^{H-1} (\text{EHL}(x)[i] \cdot \text{EHL}(y)[i]^{-1})^{r_i} = \mathcal{E}\left(\sum_{i=0}^{H-1} (r_i(x_i - y_i))\right) = \mathcal{E}(0)$$

In the case of $x \neq y$, it must be true, with high probability, that there exists some $i \in [0, H - 1]$ such that $\mathcal{E}(x_i) \neq \mathcal{E}(y_i)$, i.e. the underlying bit at location i in $\text{EHL}(x)$ is different from the bit in $\text{EHL}(y)$. Suppose $\text{EHL}(x)[i] = \mathcal{E}(1)$ and $\text{EHL}(y)[i] = \mathcal{E}(0)$. Therefore, the following holds:

$$(\text{EHL}(x)[i] \cdot \text{EHL}(y)[i]^{-1})^{r_i} = \mathcal{E}(r_i * (1 - 0)) = \mathcal{E}(r_i)$$

Hence, based on the definition \ominus , it follows that b become random value uniformly distributed in the group \mathbb{Z}_N . ■

False Positive Rate. Note that the construction is indeed a probabilistically encrypted Bloom Filter except that we use one list for each object and encrypt each bit in the list. The construction of EHL may report some false positive results for its \ominus operation, i.e. $\mathcal{E}(0) \leftarrow \text{EHL}(x) \ominus \text{EHL}(y)$ when $x \neq y$. This is due to the fact that x and y may be hashed to exactly the same locations using s many HMAC 's. Therefore, it is easy to see that the false positive rate (FPR) is the same as the FPR of the Bloom Filter, where we can choose the number of hash functions HMAC s to be $\frac{H}{n} \ln 2$ to minimize the false positive rate to be $(1 - (1 - \frac{1}{H}^{sn}))^s \approx (1 - e^{-sn/H})^s \approx 0.62^{H/n}$. To reduce the false positive rate, we can increase the length of the list H . However, this will increase the cost of the structure both in terms of space overhead and number of operations for the randomization operation which is $O(H)$. In the next subsection, we introduce a more compact and space-efficient encryption data structure EHL^+ .

EHL^+ . We now present a computation- and space-efficient encrypted hash list EHL^+ . The idea of the efficient EHL^+ is to first ‘securely hash’ the object o to a larger space s times and only encrypt those hash values. Therefore, for the operation \ominus , we only homomorphically subtract those hashed values. The complexity now reduces to $O(s)$ as opposed to $O(H)$, where s is the number of the secure hash functions used. We show that one can get negligible false positive rate even using a very small s . To create an $\text{EHL}^+(o)$ for an object o , we first generate s secure keys k_1, \dots, k_s , then initialize a list EHL^+ of size s . We first compute $o_i \leftarrow \text{HMAC}(k_i, o) \bmod N$ for $1 \leq i \leq s$. This step maps o to an element in the group \mathbb{Z}_N , i.e. the message space for Paillier encryption. Then set $\text{EHL}^+[i] \leftarrow \mathcal{E}(o_i)$ for $1 \leq i \leq s$. The operation \ominus between $\text{EHL}^+(x)$ and $\text{EHL}^+(y)$ are similar defined as in Equation(1), i.e. $\text{EHL}^+(x) \ominus \text{EHL}^+(y) \stackrel{\text{def}}{=} \prod_{i=0}^{s-1} (\text{EHL}(x)[i] \cdot \text{EHL}(y)[i]^{-1})^{r_i}$, where each r_i is some randomly generated value in \mathbb{Z}_N . Similarly, EHL^+ has the same properties as EHL . Let $\mathcal{E}(b) \leftarrow \text{EHL}^+(x) \ominus \text{EHL}^+(y)$, $b = 0$ if $x = y$ and otherwise b is random in \mathbb{Z}_N with high probability.

We now analyze the false positive rate (FPR) for EHL^+ . The false positive answer occurs when $x \neq y$ and $\mathcal{E}(0) \leftarrow \text{EHL}^+(x) \ominus \text{EHL}^+(y)$. That is $\text{HMAC}(k_i, x) \% N = \text{HMAC}(k_i, y) \% N$ for each $i \in [1, s]$. Assuming HMAC is a Pseudo-Random Function, the probability of such happens $\leq \frac{1}{N^s}$. Taking the union bound gives the $\text{FPR} \leq \binom{n}{2} \frac{1}{N^s} \leq \frac{n^2}{N^s}$. Notice that $N \approx 2^\lambda$ is large number as N is the product of two large primes p and q in the Paillier encryption and λ is the security parameter. For instance, if we set N to be a 256 bit number (128-bit primes in Paillier) and set $s = 4$ or 5 , then the FPR is negligible even for millions of records. In addition, the size of the EHL^+ much smaller than EHL as it stores only s encryptions. In the following section, we simply refer EHL as implementation of encrypted hash list using the EHL^+ structure.

Notation. We introduce some notation that we use in our construction. Let $\mathbf{x} = (x_1, \dots, x_s) \in \mathbb{Z}_N^s$ and the encryption $\mathcal{E}(\mathbf{x})$ denotes the concatenation of the encryptions $\mathcal{E}(x_1) \dots \mathcal{E}(x_s)$. Also, we denote the operation \odot between $\mathcal{E}(\mathbf{x})$ and $\text{EHL}(y)$ by the block-wise multiplication, that is $\mathbf{c} \leftarrow \mathcal{E}(\mathbf{x}) \odot \text{EHL}(y)$, where $\mathbf{c}_i \leftarrow \mathcal{E}(x_i) \cdot \text{EHL}(y)[i]$ for $i \in [1, s]$.

6 Database Encryption

We describe the database encryption procedure Enc in this section. Given a relation R with M attributes, the data owner first encrypts the relation in the following Algorithm 1.

Algorithm 1 $\text{Enc}(R)$: database encryption

- 1: Given the relation R , sort each L_i based on the attribute's value for $1 \leq i \leq M$.
 - 2: Generate a public/secret key pk_p, sk_p for the Paillier and random secret keys k_1, \dots, k_s for EHL.
 - 3: Do sorted access in parallel to each of the M sorted lists L_i .
 - 4: **for** each data item $I_i = \langle o_i^d, x_i^d \rangle \in L_i$ at depth d **do**
 - 5: Encrypt $\text{EHL}(o_i^d)$ using the secret keys k_1, \dots, k_s .
 - 6: Encrypt $\mathcal{E}(x_i^d)$ using pk_p .
 - 7: Store the item $E(I_i^d) = \langle \text{EHL}(o_i^d), \mathcal{E}(x_i^d) \rangle$ at depth d .
 - 8: Generate a secret key \mathcal{K} for a pseudorandom permutation g and permute the list $L_{g(\mathcal{K}, i)}$.
 - 9: The data owner \mathcal{D} securely uploads the keys pk_p, sk_p to the S_2 , and only pk_p to S_1 . Output the encrypted relation as $E(R)$.
-

In the $E(R)$, each data item $I_i^d = \langle o_i^d, x_i^d \rangle$ at the depth d in the sorted list L_i is encrypted as $E(I_i^d) = \langle \text{EHL}(o_i^d), \mathcal{E}(x_i^d) \rangle$. Besides the size of the database and M , the encrypted $E(R)$ doesn't reveal anything. In Theorem 6.1, we demonstrate this by showing that two encrypted databases are indistinguishable if they have the same size and number of attributes.

Theorem 6.1 *Given two relations R_1 and R_2 with $|R_1| = |R_2|$ and same number of attributes. The encrypted $E(R_1)$ and $E(R_2)$ output by the algorithm Enc are indistinguishable.*

The proof is straight forward as it's easy to see that the theorem holds based on lemma 5.1 and Paillier encryption scheme.

7 Query Token

Consider the SQL-like query $q = \text{SELECT } * \text{ FROM } E(R) \text{ ORDERED BY } F_W(\cdot) \text{ STOP BY } k$, where $F_W(\cdot)$ is a weighted linear combination of all attributes. In this paper, to simplify our presentation of the protocol, we consider binary weights and therefore the scoring function is just a sum of the values of a subset of attributes. However, notice that for real-valued weights the client should provide these weights to the server and the server can simply adapt the same techniques by using the scalar multiplication property of the Paillier encryption before it performs the rest of the protocol which we discuss next. The Token algorithm is quiet simple and works as follows: the client specifies the scoring attributes set \mathcal{M} of size m , i.e. $|\mathcal{M}| = m \leq M$, then requests the key \mathcal{K} from the data owner, where \mathcal{K} is the key corresponds the Pseudo-Random Permutation g . Then the client computes the $g(\mathcal{K}, i)$ for each $i \in \mathcal{M}$ and sends the following query token to the cloud server S_1 : $t_q = \text{SELECT } * \text{ FROM } E(R) \text{ ORDERED BY } \{L_{g(\mathcal{K}, i)}\}_{i \in \mathcal{M}} \text{ STOP BY } k$.

8 Secure Top-k Query Processing

As mentioned, our query processing protocol is based on the NRA algorithm. However, the technical difficulty is to execute the algorithm on the encrypted data while S_1 does not learn any object id or any score and attribute value of the data. We incorporate several cryptographic protocols to achieve this. Our query processing uses two state-of-the-art efficient and secure protocols: EncSort introduced by [7] and EncCompare introduced by [9] as building blocks. We skip the detailed description of these two protocols since they are not the focus of this paper. Here we only describe their functionalities: 1). EncSort : S_1 has a list of encrypted keyed-value pairs $(\mathcal{E}(k_1), \mathcal{E}(a_1)) \dots (\mathcal{E}(k_m), \mathcal{E}(a_m))$ and a public key pk , and S_2 has the

secret key sk . At the end of the protocol, S_1 obtains a list *new* encryptions $(\mathcal{E}(k'_1), \mathcal{E}(a'_1)) \dots (\mathcal{E}(k'_m), \mathcal{E}(a'_m))$, where the keyed-value list is sorted based on the order $a'_1 \leq a'_2 \dots \leq a'_m$ and the set $\{(k_1, a_1), \dots, (k_m, a_m)\}$ is the same as the set $\{(k'_1, a'_1), \dots, (k'_m, a'_m)\}$. 2). **EncCompare** $(\mathcal{E}(a), \mathcal{E}(b))$: S_1 has a public key pk and two encrypted values $\mathcal{E}(a), \mathcal{E}(b)$, while S_2 has the secret key sk . At the end of the protocol, S_1 obtains the bit f such that $f := (a \leq b)$. Several protocols have been proposed for the functionality above. We choose the one from [9] mainly because it is efficient and perfectly suits our requirements.

8.1 Query Processing: SecQuery

We first give the overall description of the top- k query processing **SecQuery** at a high level. Then, we describe in details the secure sub-routines that we use in the query processing: **SecWorst**, **SecBest**, **SecDedup** and **SecUpdate**.

As mentioned, **SecQuery** makes use of the NRA algorithm but is different from the original NRA, because **SecQuery** cannot maintain the global worst/best scores in plaintext. Instead, **SecQuery** has to run secure protocols depth by depth and homomorphically compute the worst/best scores based on the items at each depth. It then has to update the complete list of encrypted items seen so far with their global worst/best scores. At the end, server S_1 reports k encrypted objects (or object ids) without learning any object or its scores.

In particular, upon receiving the query token $t_q = \text{SELECT } * \text{ FROM E(R) ORDERED BY } \{L_{g(\mathcal{K}, i)}\}_{i \in \mathcal{M}} \text{ STOP BY } k$, the cloud server S_1 begins to process the query. The token t_q contains $\{L_{g(\mathcal{K}, i)}\}_{i \in \mathcal{M}}$ which informs S_1 which lists to perform the sequential access. By maintaining an encrypted list T , which includes items with their encrypted global best and worst scores, S_1 updates the list T depth by depth. Let T^d be the state of the encrypted list T after depth d . At depth d , S_1 first securely (homomorphically) computes the local encrypted worst/best scores for each item appearing at this depth by running **SecWorst** and **SecBest**. Then S_1 securely replaces the duplicated encrypted objects with large encrypted worst scores Z by running **SecDedup**. Next, S_1 updates the encrypted global list from state T^{d-1} to state T^d by adapting **SecUpdate**. After that, S_1 utilizes **EncSort** to sort the distinct encrypted objects with their scores in T^d to obtain the first k encrypted objects which are essentially the top- k objects based on their worst scores so far. The protocol halts if at some depth, the encrypted best score of the $(k+1)$ -th object, $\mathcal{E}(B_{k+1})$, is less than the k -th object's encrypted worst score $\mathcal{E}(W_k)$. This can be checked by calling the protocol **EncCompare** $(\mathcal{E}(W_k), \mathcal{E}(B_{k+1}))$. We describe the detailed query processing in Algorithm 2.

Algorithm 2 Top- k Query Processing: SecQuery

- 1: S_1 receives Token from the client. Parses the Token and let $L_i = L_{g(\mathcal{K}, j)}$ for $j \in \mathcal{M}$.
 - 2: **for each** depth d at each list **do**
 - 3: **for each** $E(I_i^d) = \langle \text{EHL}(o_i^d), \mathcal{E}(x_i^d) \rangle \in L_i$ **do**
 - 4: Compute $\mathcal{E}(W_i^d) \leftarrow \text{SecWorst}(E(I_i^d), L)$,
 where $L = \{E(I_j^d)\}_{j \in \mathcal{M}, i \neq j}$.
 - 5: Compute $\mathcal{E}(B_i^d) \leftarrow \text{SecBest}(E(I_i^d), \{L_j\}_{j \neq i})$
 - 6: Run $L_d \leftarrow \text{SecDedup}(\{E(I_i^d)\})$ with S_2 and get the local encrypted list L_d
 - 7: Run $T^d \leftarrow \text{SecUpdate}(T^{d-1}, L_d)$ with S_2 and get T^d
 - 8: If $|T^d| < k$ elements, go to the next depth. Otherwise, run **EncSort** (T^d) by sorting on $\mathcal{E}(W_i)$, get first k items as T_k^d .
 - 9: Let the k th and the $(k+1)$ th item be $E(I'_k)$ and $E(I'_{k+1})$, S_1 then runs $f \leftarrow \text{EncCompare}(E(W'_k), E(B'_{k+1}))$ with S_2 , where $E(W'_k)$ is the worst score for $E(I'_k)$, and $E(B'_{k+1})$ is the best score for $E(I'_{k+1})$ in T^d .
 - 10: **if** $f = 0$ **then**
 - 11: **Halt** and return the encrypted first k item in T_k^d
-

8.2 Building Blocks

In this section, we present the detailed description of the protocols SecWorst, SecBest, SecDedup, and SecUpdate.

8.2.1 Secure Worst Score

At each depth, for each encrypted data item, server S_1 should obtain the encryption $\mathcal{E}(W)$, which is the worst score based on the items at the current depth *only*. Note that this is different than the normal NRA algorithm as it computes the global worst possible score for each encountered objects until the current depth. We formally describe the protocol setup below:

Protocol 8.1 Given $E(I) = \langle \text{EHL}(o), \mathcal{E}(x) \rangle$ and a list of m items $L = \langle \text{EHL}(o_1), \mathcal{E}(x_1) \rangle, \dots, \langle \text{EHL}(o_l), \mathcal{E}(x_m) \rangle$. SecWorst securely computes the encrypted worst ranking score based on L , i.e. S_1 outputs $\mathcal{E}(W(o))$, where $W(o)$ is the worst score based on the list L .

The technical challenge here is to homomorphically evaluate the encrypted score only based on the objects' equality relation. That is, if the object is the same as another o from L , then we add the score to $\mathcal{E}(W(o))$, otherwise, we don't. We present the detailed protocol description of SecWorst in Algorithm 3.

Algorithm 3 SecWorst : Secure Worst Score

- 1: **procedure** SECWORST($(E(I), L)$)
 - Server S_1
 - 2: Generate a random permutation $\pi : [m] \rightarrow [m]$
 - 3: Permute each L_i as $E(I_{\pi(i)}) = \text{EHL}(o_{\pi(i)}), \mathcal{E}(x_{\pi(i)})$
 - 4: **for** each permuted item in $E(I_{\pi(i)})$ **do**
 - 5: compute $\mathcal{E}(b_i) \leftarrow \text{EHL}(o) \ominus \text{EHL}(o_i)$, send $\mathcal{E}(b_i)$ to S_2 .
 - 6: Receive $\mathcal{E}^2(t_i)$ from S_2 and evaluate:
 $\mathcal{E}^2(\mathcal{E}(x'_i)) \leftarrow \mathcal{E}^2(t_i)^{\mathcal{E}(x_i)} \cdot (\mathcal{E}^2(1)\mathcal{E}^2(t_i)^{-1})^{\mathcal{E}(0)}$
 - 7: Run $\mathcal{E}(x'_i) \leftarrow \text{RecoverEnc}(\mathcal{E}(x'_i))$
 - 8: Set the worst score $\mathcal{E}(W) \leftarrow (\prod_{i=1}^m \mathcal{E}(x'_i))$.
 - Server S_2
 - 9: **for** $\mathcal{E}(b_i)$ received from S_1 **do**
 - 10: Decrypt to get b_i . If $b_i = 0$, set $t_i = 1$, otherwise, set $t_i = 0$. Send $\mathcal{E}(t_i)$ to S_1 .
 - 11: **procedure** RECOVERENC($\mathcal{E}^2(\mathcal{E}(c))$)
 - Server S_1
 - 12: Generate $r \in \mathbb{Z}_N$, compute $\mathcal{E}^2(\mathcal{E}(c+r)) \leftarrow \mathcal{E}^2(\mathcal{E}(c))^{\mathcal{E}(r)}$
 - Server S_2
 - 13: Decrypt as $\mathcal{E}(c+r)$, send it back
 - Server S_1
 - 14: Receiving $\mathcal{E}(c+r)$, de-blind as $\mathcal{E}(c) = \mathcal{E}(c+r) \cdot \mathcal{E}(r)^{-1}$. Output $\mathcal{E}(c)$.
-

Intuitively, the idea of SecWorst is that S_1 first generates a random permutation π and permutes the list of items in L . Then, it computes the $\mathcal{E}(b_i)$ between $E(I)$ and each permuted $E(I_{\pi(i)})$, and sends $\mathcal{E}(b_i)$ to S_2 . The random permutation prevents S_2 from knowing the pair-wise relations between o and the rest of the objects o_i 's. Then S_2 sends $\mathcal{E}^2(t_i)$ to S_1 (line 14). Based on Lemma 5.2, $t_i = 1$ if two objects are the same, otherwise $t_i = 0$. S_1 then computes $\mathcal{E}^2(\mathcal{E}(x'_i)) \leftarrow \mathcal{E}^2(t_i)^{\mathcal{E}(x_i)} \cdot (\mathcal{E}^2(1)\mathcal{E}^2(t_i)^{-1})^{\mathcal{E}(0)}$. Based on the properties of DJ Encryption,

$$\begin{aligned} & \mathcal{E}^2(t_i)^{\mathcal{E}(x_i)} \cdot (\mathcal{E}^2(1)\mathcal{E}^2(t_i)^{-1})^{\mathcal{E}(0)} \\ &= \mathcal{E}^2(t_i \cdot \mathcal{E}(x_i) + (1-t_i) \cdot \mathcal{E}(0)) = \mathcal{E}^2(\mathcal{E}(x'_i)) \end{aligned}$$

Therefore, it follows that $x'_i = 0$ if $t_i = 0$, otherwise $x'_i = x_i$. S_1 then runs $\text{RecoverEnc}(\mathcal{E}^2(\mathcal{E}(x'_i)))$ to get $\mathcal{E}(x'_i)$ (Note that RecoverEnc is also used in other protocols). Finally, S_1 evaluates the following equation: $\mathcal{E}(W(o)) \leftarrow \prod_{i=1}^m \mathcal{E}(x'_i)$. S_1 can correctly evaluate the worst score, because that, when $t_i = 0$, the object o_i is not the same as o , otherwise, $t_i = 1$. The following formula gives the correct computation of the worst score:

$$\prod_{i=1}^m \mathcal{E}(x'_i) = \mathcal{E}\left(\sum_{i=1}^m x'_i\right), \text{ where } x'_i = \begin{cases} x_i & \text{if } o_i = o \\ 0 & \text{otherwise} \end{cases}$$

8.2.2 Secure Best Score

On the other hand, the secure computation for the best score is different from computing the worst score. Below we describe the protocol SecBest :

Protocol 8.2 *Given $E(I) = \langle \text{EHL}(o), \mathcal{E}(x) \rangle$, SecBest securely computes the encrypted best score at the current depth, i.e. S_1 finally outputs $\mathcal{E}(B(o))$, where $B(o)$ is the best score for the o at current depth.*

At depth d , let $E(I)$ be the item in the list L_j , then its best score up to this depth is based on the whether this item has appeared in other lists $\{L_i\}_{i \neq j}$. The detailed description for SecBest is described in Algorithm 4.

In SecBest , S_1 has to scan the encrypted items in the other lists to securely evaluate the current best score for the encrypted $E(I)$. The last seen encrypted item in each sorted list contains the encryption of the *best possible values* (or *bottom scores*). If the same object o appears in the previous depth then homomorphically adds the object's score to the encrypted best score $\mathcal{E}(B)$, otherwise adds the bottom scores seen so far to $\mathcal{E}(B)$. In particular, S_1 can homomorphically evaluate (at line 8): $\mathcal{E}^2(x'_i) = \mathcal{E}^2(t_i \cdot \mathcal{E}(x_i) + (1 - t_i) \cdot \mathcal{E}(0))$. That is, if $t_i = 0$ which means item I appeared in the previous depth, x'_i will be assigned the corresponding score x_i , otherwise, $x'_i = 0$. Similarly, S_1 homomorphically evaluates the following: $\mathcal{E}(\underline{x}_i^d) = \mathcal{E}((1 - \sum_i^d t_i) * \underline{x}_i^d)$. If the item I does not appear in the previous depth, then $(1 - \sum_i^d t_i) = 1$ since each $t_i = 0$, therefore, \underline{x}_i^d will be assigned to the bottom value \underline{x}_i^d . Finally, S_1 homomorphically add up all the encrypted scores and get the encrypted best scores (line 10).

8.2.3 Secure Deduplication

At each depth, some of the objects might be repeatedly computed since the same objects may appear in different sorted list at the same depth. S_1 cannot identify duplicates since the items and their scores are probabilistically encrypted. We now present a protocol that deduplicates the encrypted objects in the following.

Protocol 8.3 *Assuming that S_1 has a list of encrypted items $E(I_1), \dots, E(I_l)$, and each item is associated with $\text{EHL}(o_i)$, and its encrypted worst and best score $\mathcal{E}(W_i), \mathcal{E}(B_i)$. Let $E(I_i) = (\text{EHL}(o_i), \mathcal{E}(W_i), \mathcal{E}(B_i))$. SecDedup enables S_1 to get a new list of encrypted distinct objects and their scores, that is, at the end of the protocol, S_1 outputs a new list of items $E(I'_1) \dots E(I'_l)$, and there doesn't exist $i, j \in [l]$ with $i \neq j$ such that $o_i = o_j$. Moreover, the new encrypted list should not affect the final top- k results.*

Intuitively, at a high level, SecDedup let S_2 obviously find the duplicated objects and its scores, and replaces the object id with a random value and its score with a large enough value $Z = N - 1 \in \mathbb{Z}_N$ (the largest value in the message space) such that, after sorting the worst scores, it will definitely not appear in the top- k list. The technical challenge here is to allow S_2 to find the duplicated objects without letting S_1 know which objects have been changed. The idea is to let the server S_1 send a encrypted permuted matrix \mathbf{B} , which describes the pairwise equality relations between the objects in the list. S_1 then use the same permutation to permute the list of blinded encrypted items before sending it to S_2 . This prevents S_2 from knowing the original data. For the duplicated objects, S_2 replace the scores with a large enough

Algorithm 4 SecBest : Secure Best Score.

1: **procedure** SecBest($E(I), \{L_i\}_{i \neq j}$)
 Server S_1
2: **for** each list L_i **do**
3: maintain $\mathcal{E}(\underline{x}_i^d)$ for L_i , where $\mathcal{E}(\underline{x}_i^d)$ is the last encrypted item.
4: Generate a random permutation $\pi : [l] \rightarrow [l]$
5: Permutate each L_i as $L_{\pi(i)} = \text{EHL}(o_{\pi(i)}), \mathcal{E}(x_{\pi(i)})$
6: **for** each permuted item $E(I_{\pi(i)})$ **do**
7: compute $\mathcal{E}(b_i) \leftarrow \text{EHL}(o) \ominus \text{EHL}(o_i)$
8: send $\mathcal{E}(b_i)$ to S_2 receive $\mathcal{E}^2(t_i)$ and compute:
 $\mathcal{E}^2(\mathcal{E}(x'_i)) \leftarrow \mathcal{E}^2(t_i)^{\mathcal{E}(x_i)} \cdot (\mathcal{E}^2(1)\mathcal{E}^2(t_i)^{-1})^{\mathcal{E}(0)}$
 run $\mathcal{E}(x'_i) \leftarrow \text{RecoverEnc}(\mathcal{E}^2(\mathcal{E}(x'_i)))$
9: compute $\mathcal{E}^2(\mathcal{E}(\underline{x}_i^d)) \leftarrow (1 - \prod_{i=1}^d \mathcal{E}^2(t_i))^{\mathcal{E}(\underline{x}_i^d)}$
 run $\mathcal{E}(\underline{x}_i^d) \leftarrow \text{RecoverEnc}(\mathcal{E}^2(\mathcal{E}(\underline{x}_i^d)))$.
10: set $\mathcal{E}(B_i) \leftarrow \mathcal{E}(\underline{x}_i^d) \cdot (\prod_{i=1}^l \mathcal{E}(x'_i))$.
11: compute $\mathcal{E}(B) \leftarrow \prod_{i=1}^m \mathcal{E}(B_i)$ and output $\mathcal{E}(B)$.
 Server S_2
12: **for** $\mathcal{E}(b_i)$ received from S_1 **do**
13: Decrypt to get b_i . If $b_i = 0$, set $t_i = 1$, otherwise, set $t_i = 0$. Send $\mathcal{E}^2(t_i)$ to S_1 .

encrypted worst score. On the other hand, after deduplication, S_2 also has to blind the data items as well to prevent S_1 from knowing which items are the duplicated ones. S_1 finally gets the encrypted items without duplication. Algorithm 5 describes the detailed protocol.

We briefly discuss the execution of the protocol as follows: S_1 first fill the entry \mathbf{B}_{ij} by computing $\text{EHL}(o_i) \ominus \text{EHL}(o_j)$. Note that, since the encrypted \mathbf{B} is symmetric matrix indicating the equality relations for the list, therefore, S_1 only need fill the upper triangular for \mathbf{B} . and lower triangular can be filled by the fact that $\mathbf{B}_{ij} = \mathbf{B}_{ji}$. In addition, S_1 blinds the encrypted item $\mathcal{E}(I_i)$ by homomorphically adding random values and get $\mathcal{E}(\tilde{I}_i)$. This prevents S_2 from knowing the values of the item since S_2 has the secret key. Moreover, S_1 encrypts the randomnesses using his own public key pk' and get H_i . To hide the relation pattern between the objects in the list, S_1 applies a random permutation π to the matrix $\mathbf{B}_{\pi(i)\pi(j)}$, as well as $\mathcal{E}(I_{\pi(i)})$ and $H_{\pi(i)}$. Receiving the ciphertext, S_2 only needs to decrypt the upper triangular of the matrix, S_2 only keeps one copy of the $\mathcal{E}(\tilde{I}_{\pi(i)})$, $H_{\pi(i)}$ and $\mathcal{E}(\tilde{I}_{\pi(j)})$, $H_{\pi(j)}$ if $b_{\pi(i)\pi(j)} = 0$. W.l.o.g. we keep $\mathcal{E}(\tilde{I}_{\pi(j)})$, $H_{\pi(j)}$, and replace $\mathcal{E}(\tilde{I}_{\pi(i)})$, $H_{\pi(i)}$ as line 20-22. For the unchanged item, S_2 blinds them using as well (see line 25-26). It worth noting that the randomnesses added by S_2 are to prevent S_1 from discovering which item has been changed or not. S_2 also randomly permute the list as well (line 27). S_1 homomorphically recovers the original values by decrypting the received $H'_{\pi'(i)}$ using his sk' (see line 30). S_1 eventually the new permuted list of encrypted items.

For the duplicated objects, the protocol replaces their object id with a random value, and its worst score with a large number Z . For the new encrypted items that S_2 replaced (line 20), $\mathcal{E}(\hat{I}_i) = (\text{EHL}(\hat{o}_i), \mathcal{E}(\widehat{W}_i), \mathcal{E}(\widehat{B}_i))$, we show in the following that $\mathcal{E}(\widehat{W}_i)$ is indeed a new encryption of the permuted $\mathcal{E}(W_{\pi'(\pi(j))})$ for some $j \in [l]$. As we can see, the $\mathcal{E}(\widehat{W}_i)$ is permuted by S_2 's random π' , i.e. $\mathcal{E}(\widehat{W}_{\pi'(i)})$ (see

Algorithm 5 A De-duplication Protocol SecDedup

S_1 's **Input**: $E(I_1), \dots, E(I_l)$.

S_2 's **Input**: $Z = N - 1$.

S_1 's **Output**: $E(I'_1), \dots, E(I'_l)$ without duplicated objects.

Server S_1 :

- 1: S_1 generate its own public/private key (pk', sk')
- 2: **for** $i = 1 \dots l$ **do**
- 3: **for** $j = i + 1, \dots, l$ **do**
- 4: Compute $\mathcal{E}(b_{ij}) \leftarrow (\text{EHL}(o_i) \ominus \text{EHL}(o_j))$.
- 5: Set the symmetric matrix \mathbf{B} such that $\mathbf{B}_{ij} = \mathcal{E}(b_{ij})$.
- 6: **for each** $E(I_i)$ **do**
- 7: Generate random $\alpha_i \in \mathbb{Z}_N^k, \beta_i, \gamma_i \in \mathbb{Z}_N$.
- 8: Set $\mathcal{E}(\tilde{I}_i) = (\text{EHL}(\tilde{o}_i), \mathcal{E}(\tilde{W}_i), \mathcal{E}(\tilde{B}_i)) \leftarrow \text{Rand}(\mathcal{E}(I_i), \alpha_i, \beta_i, \gamma_i)$.
- 9: Set $H_i = \mathcal{E}_{pk'}(\alpha_i) || \mathcal{E}_{pk'}(\beta_i) || \mathcal{E}_{pk'}(\gamma_i)$.
- 10: Generate a random permutation $\pi : [l] \rightarrow [l]$.
- 11: **for** $i, j = 1 \dots l$ **do**

- 12: Permute $\mathbf{B}_{\pi(i)\pi(j)}$
- 13: Permute $\mathcal{E}(\tilde{I}_{\pi(i)})$ and $H_{\pi(i)}$ for each $i \in [1, l]$.
- 14: Send $\pi(\mathbf{B}), \{\mathcal{E}(\tilde{I}_{\pi(i)})\}_{i=1}^l, \{H_{\pi(i)}\}_{i=1}^l, pk'$ to S_2 .

Server S_2 :

- 15: receive $\pi(\mathbf{B}), \{\mathcal{E}(\tilde{I}_{\pi(i)})\}_{i=1}^l, \{H_{\pi(i)}\}_{i=1}^l$ from S_1 .
- 16: **for** upper triangle of $\pi(\mathbf{B})$ **do**
- 17: decrypt $b_{\pi(i)\pi(j)} \leftarrow \mathcal{D}(\mathbf{B}_{\pi(i)\pi(j)})$.
- 18: **if** $b_{\pi(i)\pi(j)} = 0$ **then**
- 19: remove $\mathcal{E}(\tilde{I}_{\pi(i)}), H_{\pi(i)}$ ▷ Deduplicate items
- 20: randomly generate o_i , and $\alpha_i \in \mathbb{Z}_N^k, \beta_i, \gamma_i \in \mathbb{Z}_N$
- 21: Set $W_i = Z + \beta_i$ and $B_i = Z + \gamma_i$
- 22: Set $\mathcal{E}(I'_{\pi(i)}) = (\text{EHL}(o) \odot \mathcal{E}(\alpha_i), \mathcal{E}(W_i), \mathcal{E}(B_i))$.
- encrypt using pk' : $H'_{\pi(i)} = \mathcal{E}_{pk'}(\alpha_i) || \mathcal{E}_{pk'}(\beta_i) || \mathcal{E}_{pk'}(\gamma_i)$
- 23: **for** remaining $\mathcal{E}(\tilde{I}_{\pi(j)}), H_{\pi(j)}$ **do**
- 24: generate random $\alpha'_i \in \mathbb{Z}_N^k, \beta'_i$, and $\gamma'_i \in \mathbb{Z}_N$.
- 25: $\mathcal{E}(I'_i) = (\text{EHL}(o'_i), \mathcal{E}(W'_i), \mathcal{E}(B'_i)) \leftarrow$
 $\text{Rand}(\mathcal{E}(\tilde{I}_{\pi(j)}), \alpha'_i, \beta'_i, \gamma'_i)$
- 26: $H_{\pi(j)} = \mathcal{E}_{pk'}(\alpha_{\pi(j)}), \mathcal{E}_{pk'}(\beta_{\pi(j)}), \mathcal{E}_{pk'}(\gamma_{\pi(j)})$
 Set $H'_i = \mathcal{E}_{pk'}(\alpha_{\pi(j)}) \cdot \mathcal{E}_{pk'}(\alpha'_i) ||$
 $\mathcal{E}_{pk'}(\beta_{\pi(j)}) \cdot \mathcal{E}_{pk'}(\beta'_i) || \mathcal{E}_{pk'}(\gamma_{\pi(j)}) \cdot \mathcal{E}_{pk'}(\gamma'_i)$.
- 27: Generate a random permutation $\pi' : [l] \rightarrow [l]$. Permute new list $\mathcal{E}(I_{\pi'(i)})$ and $H'_{\pi'(i)}$, then send them back to S_1 .

Server S_1 :

- 28: Decrypt each $H'_{\pi'(i)}$ as $\alpha'_{\pi'(i)}, \beta'_{\pi'(i)}, \gamma'_{\pi'(i)}$ using sk' .
- 29: **for each** $\mathcal{E}(I'_{\pi'(i)}) = (\text{EHL}(o'_{\pi'(i)}), \mathcal{E}(W'_{\pi'(i)}), \mathcal{E}(B'_{\pi'(i)}))$ **do**
- 30: Run and get $\mathcal{E}(\hat{I}_i) = (\text{EHL}(\hat{o}_i), \mathcal{E}(\hat{W}_i), \mathcal{E}(\hat{B}_i)) \leftarrow$
 $\text{Rand}(\mathcal{E}(I'_{\pi'(i)}), -\alpha'_{\pi'(i)}, -\beta'_{\pi'(i)}, -\gamma'_{\pi'(i)})$.
- 31: Output the encrypted list $\mathcal{E}(\hat{I}_1) \dots \mathcal{E}(\hat{I}_l)$

- 32: **procedure** $\text{Rand}(\mathcal{E}(I), \alpha, \beta, \gamma)$ ▷ Blinds the plaintext
 - 33: Let $\mathcal{E}(I) = (\text{EHL}(o), \mathcal{E}(B), \mathcal{E}(W))$
 Encrypt $\mathcal{E}(\alpha), \mathcal{E}(\beta), \mathcal{E}(\gamma)$, and compute
 $\text{EHL}(o) \leftarrow \text{EHL}(o) \odot \mathcal{E}(\alpha)$,
 $\mathcal{E}(W) \leftarrow \mathcal{E}(W) \cdot \mathcal{E}(\beta)$,
 $\mathcal{E}(B) \leftarrow \mathcal{E}(B) \cdot \mathcal{E}(\gamma)$
 - 34: Output randomized results $(\text{EHL}(o), \mathcal{E}(W), \mathcal{E}(B))$
-

line 27). Hence, it follows that:

$$\mathcal{E}(\widehat{W}_{\pi'(i)}) \sim \mathcal{E}(W'_{\pi'(i)} - \beta'_{\pi'(i)}) \quad (2)$$

$$\sim \mathcal{E}(W'_{\pi'(i)} - (\beta_{\pi'(\pi(j))} + \beta'_{\pi'(i)})) \quad (3)$$

$$\sim \mathcal{E}(\widehat{W}_{\pi'(\pi(j))} + \beta_{\pi'(\pi(j))} - (\beta_{\pi'(\pi(j))} + \beta'_{\pi'(i)})) \quad (4)$$

$$\sim \mathcal{E}(W_{\pi'(\pi(j))} + \beta_{\pi'(\pi(j))} + \beta'_{\pi'(i)} - (\beta_{\pi'(\pi(j))} + \beta'_{\pi'(i)})) \quad (5)$$

$$\sim \mathcal{E}(W_{\pi'(\pi(j))}) \quad (6)$$

In particular, from Algorithm 5, we can see that Equation (2) holds due to line 30, Equation (3) holds since line 26 and 28, Equation (4) holds due to line 25, and Equation (5) holds because of line 8. On the other hand, for the duplicated items that S_1 has changed from line 20 to 22, by the homomorphic operations of S_1 at line 30, we have

$$\begin{aligned} \mathcal{E}(\widehat{W}_{\pi'(k)}) &\sim \mathcal{E}(W'_{\pi'(k)} - \beta'_{\pi'(k)}) \\ &\sim \mathcal{E}(Z + \beta'_{\pi'(k)} - \beta'_{\pi'(k)}) \sim \mathcal{E}(Z) \end{aligned}$$

Since Z is a very large enough number, this randomly generated objects definitely do not appear in the top- k list after sorting.

8.2.4 Secure Update

At each depth d , we need to update the current list of objects with the latest global worst/best scores. At a high level, S_1 has to update the encrypted list T from the state T^{d-1} (previous depth) to T^d , and appends the new encrypted items at this depth. Let L_d be the list of encrypted items with the encrypted worst/best scores S_1 get at depth d . Specifically, for each encrypted item $E(I_i) \in T^{d-1}$ and each $E(I_j) \in L_d$ at depth d , we update I_i 's worst score by adding the worst from I_j and replace its best score with I_j 's best score if $I_i = I_j$ since the worst score for I_j is the in-depth worst score and best score for I_j is the most updated best score. If $I_i \neq I_j$, we then simply append $E(I_j)$ with its scores to the list. Finally, we get the fresh T^d after depth d . We describe the SecUpdate protocol in Algorithm 6.

9 Security

In our construction, we assume that HMAC is a Pseudo-Random Function, which is a keyed function such that no probabilistic polynomial time (PPT) running adversary can distinguish from a *truly* random function with non-negligible probability [27]. In addition, we use the Paillier and DJ encryption schemes, which are secure against Chosen-Plaintext-Attack [27].

We first show that the sub-protocols in Section 8 are secure. We formalize the privacy between the semi-honest adversaries S_1 and S_2 as follows: Let Π_f be a two-party protocol that supports the functionality f during the query processing. Let $\text{View}_{S_i}^{\Pi_f}(I)$ be all the transcripts that S_i receives while running the protocol on input I , and let Sim_{S_i} be the simulator who tries to simulate the views for S_i . While executing the protocol, let $\text{Sim}_{S_i}(\mathcal{L}_{S_i}(\cdot))$ denote the simulated transcript by Sim_{S_i} on the input $\mathcal{L}_{S_i}(\cdot)$, where $\mathcal{L}_{S_i}(\cdot)$ is a stateful function that Sim_{S_i} learns during the execution of the protocol. At the beginning, S_1 has the encrypted database $E(R)$ and the public key pk , while S_2 holds the public/secret key pk and sk . The privacy for SecQuery query protocol is captured by the following definition:

Definition 9.1 *We say that the protocol Π_f between S_1 and S_2 privately realizes the functionality f if there exists a pair of probabilistic polynomial time (PPT) simulators Sim_{S_1} and Sim_{S_2} such that:*

- (1). $\text{Sim}_{S_2}((pk, sk), \mathcal{L}_{S_2}(q, E(R))) \approx \text{View}_{S_1}^{\Pi_f}(pk, E(R))$
- (2). $\text{Sim}_{S_1}(pk, \mathcal{L}_{S_1}(q, E(R))) \approx \text{View}_{S_2}^{\Pi_f}(sk, pk)$

Algorithm 6 A Secure Update Protocol SecUpdate

1: **procedure** SecUpdate(T^{d-1}, L_d)
 Server S_1 :
2: permute $E(I_i) \in L_d$ as $E(I_{\pi(i)})$ based on random permutation π .
3: **for** each permute $E(I_{\pi(i)})$ **do**
4: **for** each $E(I_j) \in T$ **do**
5: let $\mathcal{E}(W_i), \mathcal{E}(B_i)$ be encrypted score for $E(I_{\pi(i)})$, $\mathcal{E}(W_j), \mathcal{E}(B_j)$ be encrypted score for $E(I_j)$.
 compute $\mathcal{E}(b_{ij}) \leftarrow \text{EHL}(I_{\pi(i)}) \ominus \text{EHL}(I_j)$, send $\mathcal{E}(b_{ij})$ to S_2 and get $\mathcal{E}^2(t_{ij})$.
6: compute $\mathcal{E}^2(\mathcal{E}(W'_i)) \leftarrow \mathcal{E}^2(t_{ij})^{\mathcal{E}(W_i)}$,
 $\mathcal{E}(W'_i) \leftarrow \text{RecoverEnc}(\mathcal{E}^2(\mathcal{E}(W'_i)))$,
 $\mathcal{E}(W'_j) \leftarrow \mathcal{E}(W_j)\mathcal{E}(W'_i)$. ▷ updated worst score
7: compute $\mathcal{E}^2(\mathcal{E}(B'_j)) \leftarrow \mathcal{E}^2(t_{ij})^{\mathcal{E}(B_i)} (\mathcal{E}^2(1)\mathcal{E}^2(t_{ij})^{-1})^{\mathcal{E}(B_j)}$
 $\mathcal{E}(B'_j) \leftarrow \text{RecoverEnc}(\mathcal{E}^2(\mathcal{E}(B'_j)))$. ▷ updated best score
8: set $\mathcal{E}(W'_j), \mathcal{E}(B'_j)$ as the updated score for $\mathcal{E}(I_j)$.
9: compute $\mathcal{E}^2(\mathcal{E}(W'_i)) \leftarrow \mathcal{E}^2(t_{ij})^{\mathcal{E}(W_i)} (\mathcal{E}^2(1)\mathcal{E}^2(t_{ij})^{-1})^{\mathcal{E}(W'_j)}$,
 run $\mathcal{E}(W'_i) \leftarrow \text{RecoverEnc}(\mathcal{E}^2(\mathcal{E}(W'_i)))$ and maintain $\mathcal{E}(W'_i)$ for each $E(I_{\pi(i)})$.
10: update the encrypted worst score to $\mathcal{E}(W'_i)$ for each $\mathcal{E}(I_{\pi(i)})$ (keep the original best score $\mathcal{E}(B_i)$).
11: append the updated $\mathcal{E}(I_{\pi(i)})$ to T .
12: run SecDedup(T) and get the updated list T' .
 Server S_2
13: **for** $\mathcal{E}(b_i)$ received from S_1 **do**
14: Decrypt to get b_i . If $b_i = 0$, set $t_i = 1$, otherwise, set $t_i = 0$. Send $\mathcal{E}^2(t_i)$ to S_1 .

Here we formally define the leakage during the query execution. For any query q , suppose there are m number of objects at each depth, then

- *Equality pattern* $\mathbf{ep}^d(q)$: a symmetric binary $m \times m$ matrix M^d , where $M^d[i, j] = 0$ if there exist objects $o_{\pi(i')} = o_{\pi(j')}$ for some random permutation π such that $\pi(i') = i$ and $\pi(j') = j$. Otherwise, $M^d[i, j] = 1$.

Note that $\mathbf{ep}^d(q)$ does not leak the equality relations between objects at any depth in the original database, i.e. the server never knows which objects are same since the server doesn't know the permutation. The two sub-routines EncSort and EncCompare have been proved to be secure in [7, 9] and we refer the proofs from there. Below we show that SecWorst we describe in the section 8.2.1 is secure based on the security definition 9.1.

Lemma 9.2 *Let Π_{SecWorst} be the protocol between S_1 and S_2 described in Algorithm 3 that privately computes the SecWorst functionality. Then Π_{SecWorst} is secure based on the definition 9.1.*

The full proof can be found in Appendix B.1. The security analysis of SecBest, SecDedup, SecUpdate are very similar to the proof above and easy to follow, and we therefore skip them.

Security Analysis for SecQuery. Since our construction supports a more complex query type than searching, the security has to capture the fact that the adversarial servers also get the 'views' from the data and meta-data during the query execution. Therefore, the IND-CQA security model defines a game between an adversary \mathcal{A} and a challenger \mathcal{C} . More precisely, 1). The challenger \mathcal{C} begins by flipping a coin b . 2). \mathcal{A} submits two databases R_1, R_2 with same trace of his choice, then receives one of the encrypted database $\text{Enc}(R_b)$. 3). \mathcal{A} then submits two queries (q_0, q_1) and receives the *token* of the query q_b . This process goes on until the adversary has submitted polynomially-many queries, and during this process \mathcal{A} also gets the additional view from the query mechanism (top- k in this case) for each token. 4). Finally

\mathcal{A} is challenged to output the bit b . We say the scheme is IND-CQA if \mathcal{A} cannot output the correct bit with probability non-negligibly different from $1/2$. As we discuss in the previous section, the adversary learns a small *leakage function* or *result trace* (introduced in [13]) during the query execution. Note that the leakage for a query is the information we’re willing to reveal to the servers. Like most of the the IND-CQA secure searchable encryption schemes, such as [30, 13, 11, 7], our query protocol reveals the *query pattern*, which reveals whether two tokens were for the same query. Formally, for $q_j \in \mathbf{q}$, the *query pattern* $\mathbf{qp}(q_j)$ is a binary vector of length j with a 1 at location i if $q_j = q_i$ and 0 otherwise.

Theorem 9.3 *The secure top- k query processing scheme $\text{SecTopK} = (\text{Enc}, \text{Token}, \text{SecQuery})$ we proposed above is IND-CQA secure if the keyed function used in EHL is a pseudo-random function and the Paillier encryption is Chosen-Plaintext-Attack secure.*

We refer the reader to see the proof in Appendix B.2.

10 Query Optimization

In this section, we present some optimizations that improve the performance of our protocol. The optimizations are two-fold: 1) we optimize the efficiency of the protocol SecDedup at the expense of some additional privacy leakage, and 2) we propose batch processing of SecDupElim and EncSort to further improve the SecQuery .

10.1 Efficient SecDupElim

We now introduce the efficient protocol SecDupElim that provides similar functionality as SecDedup . Recall that, at each depth, S_1 runs SecDedup to deduplicate m encrypted objects, then after the execution of SecDedup S_1 still receives m items but without duplication. and add these m objects to the list T^d when running SecUpdate . Therefore, when we execute the costly sorting algorithm EncSort the size of list to sort has md elements at depth d .

The idea for SecDupElim is that instead of keeping the same number encrypted items m , SecDupElim *eliminates* the duplicated objects. In this way, the number of encrypted objects get reduced, especially if there’re many duplicated objects. The SecDupElim can be obtained by simply changing the SecDedup as follows: in Algorithm 5 at line 18, when S_2 observes that there exist duplicated objects, S_2 only keep one copy of them. The algorithm works exactly the same as before but without performing the line 20-22. We also run SecDupElim instead of SecDedup at line 12 in the SecUpdate . That is, after secure update, we only keep the distinct objects with updated scores. Thus, the number of items to be sorted also decrease. Now by adapting SecDupElim , if there’re many duplicated objects appear in the list, we have much fewer encrypted item to sort.

Remark on security. The SecDupElim leaks additional information to the server S_1 . S_1 learns the *uniqueness pattern* $\mathbf{up}^d(q_i)$ at depth d , where $\mathbf{up}^d(q_i)$ denotes the number of the unique objects appear at current depth d . The distinct encrypted values at depth d are independent than all other depth, therefore, this protocol still protects the distribution of the original $E(R)$. In addition, due to the ‘re-encryptions’ during the executing of the protocol, all the encryptions are fresh ones, i.e. there’re not as the same as the encryptions from the $E(R)$. Finally, we emphasize that nothing on the objects and their values have been revealed since they’re all encrypted. We skip the proof as the proof of security for both S_1 and S_2 is very similar to the proof for lemma 9.2.

10.2 Batch Processing for SecQuery

In the query processing SecQuery , we observe that we do not need to run the protocols SecDupElim and EncSort for every depth. Since SecDupElim and EncSort are the most costly protocols in SecQuery , we

can perform the *batch processing* and execute them after a few depths and not at each depth. Our observation is that there is no need to deduplicate repeated objects at each scanned depth. If we perform the `SecDupElim` after certain depths of scanning, then the repeated objects will be eliminated, and those distinct encrypted objects with updated worst and best scores will be sorted by running `EncSort`. The protocol will remain correct. We introduce a parameter p such that $p \geq k$. The parameter p specifies where we need to run the `SecDupElim` and `EncSort` in the `SecQuery` protocol. That is, the server S_1 runs the `SecQuery` with S_2 the same as in Algorithm 2 except that, every p depths, we run line 8-11 in Algorithm 2 to check if the algorithm could halt. In addition, we can of course replace the `SecDupElim` with the original `SecDedup` in the batch processing for better privacy but at the cost of some efficiency.

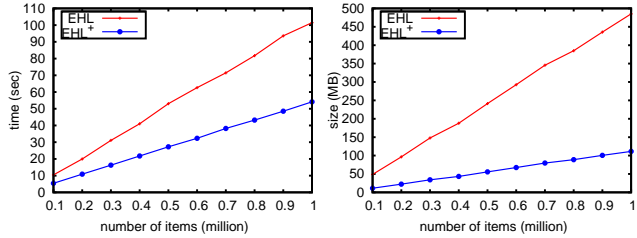
Security. Compared to the optimization from `SecDupElim`, we show that the batching strategy provides more privacy than just running the `SecDupElim` alone. For query q , assuming that we compute the scores over m attributes. Recall that the $\mathbf{up}^p(q)$ at depth p has been revealed to S_1 while running `SecDupElim`, therefore, after the first depth, in the worst case, S_1 learns that the objects at the first depth is the same object. To prevent this worst case leakage, we perform `SecDupElim` every p depth. Then S_1 learns there're p distinct object in the worst case. After p depth, the probability that S_1 can correctly locate those distinct encrypted objects' positions in the table is $Pr \leq \frac{1}{(p!)^m}$. This decreases fast for bigger p . However, in practice this leakage is very small as many distinct objects appear every p depth. Similar to all our protocols, the encryptions are fresh due to the 're-encryption' by the server. Even though S_1 has some probability that can guess the distinct objects' location, the object id and their scores have not been revealed since they're all encrypted. The proof of security is very similar to the proof of lemma 9.2 and therefore we skip it.

10.3 Computational Complexity

We analyze the computation complexity for the query execution. Suppose the client chooses m attributes for the query, therefore at each depth there are m objects. At depth d , it takes S_1 $O(m)$ for executing `SecWorst`, $O(md)$ for executing `SecBest`, $O(m^2)$ for `SecDedup`, and $O(m^2d)$ for the `SecUpdate`. The complexities for S_2 are similar. In addition, the `EncSort` has time overhead $O(m \log^2 m)$; however, we can further reduce to $O(\log^2 m)$ by adapting parallelism (see [7]). On the other hand, the `SecDupElim` only takes $O(u^2)$, where u is the number of distinct objects at this depth. Notice that most of the computations are multiplication (homomorphic addition), therefore, the cost of query processing is relatively small.

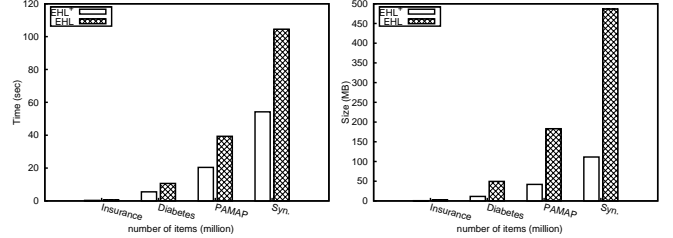
11 Top-k Join

We would like to briefly mention that our technique can be also extended to compute top- k join queries over multiple encrypted relations. Given a set of relations, R_1, \dots, R_L , each tuple in R_i is associated with some score that gives it a rank within R_i . The *top-k join query* joins R_1 to R_L and produces the results ranked on a total score. The total score is computed according to some function, F , that combines individual scores. We consider only (i.e. *equi-join*) conditions in this paper. Similarly, the score function F we consider in this paper is also a linear combination over the attributes from the joining relations. A possible SQL-like join query example is as follows: `Q1 = SELECT * FROM A,B,C WHERE A.1=B.1 and B.2=C.3 ORDER BY A.1+B.2+C.4 STOP AFTER k`; where A , B and C are three relations and $A.1$, $B.1$, $B.2$, $C.3$, $C.4$ are attributes on these relations. Our idea is to design a secure join operator, denoted as \bowtie_{sec} , such that the server S_1 obviously joins the relations based on the received token. S_1 has to invoke a protocol with S_2 to get the resulting joined results that meet the join condition. The idea is similar to the technique from above and we leave the full description in the Appendix C.



(a) Construction Time (b) Size Overhead

Figure 3: Encryption using EHL vs. EHL⁺.



(a) Construction Time (b) Size Overhead

Figure 4: Encryption EHL vs. EHL⁺ on real data

12 Experiments

To evaluate the performance of our protocols, we conducted a set of experiments using real and synthetic datasets. We used the HMAC-SHA-256 as the pseudo-random function (PRF) for the EHL and EHL⁺ encoding, a 128-bit security for the Pailliar and DJ encryption, and all experiments are implemented using C++. We implement the scheme $\text{SecTopK} = (\text{Enc}, \text{Token}, \text{SecQuery})$, including all the protocols SecWorst , SecBest , EncSort , and EncCompare and their optimizations. We run our experiments on a 24 core machine, who serves as the cloud, running Scientific Linux with 128GB memory and 2.9GHz Intel Xeon.

DataSets. We use the following real world dataset downloaded from UCI Machine Learning Repository [31]. **insurance**: a benchmark dataset that contains 5822 customers’ information on an insurance company and we extracted 13 attributes from the original dataset. **diabetes**: a patients’ dataset containing 101767 patients’ records (i.e. data objects), where we extracted 10 attributes. **PAMAP**: a physical activity monitoring dataset that contains 376416 objects, and we extracted 15 attributes. We also generated synthetic datasets **synthetic** with 10 attributes that takes values from Gaussian distribution and the number of records are varied between 5 thousands to 1 million.

12.1 Evaluation of the Encryption Setup

We implemented both the EHL and the efficient EHL⁺. For EHL, to minimize the false positives, we set the parameters as $H = 23$ and $s = 5$, where L is the size of the EHL and s is the number of the secure hash functions. For EHL⁺, we choose the number of secure hash function HMAC in EHL⁺ to be $s = 5$, and, as discussed in the previous section, we obtained negligible false positive rate in practice. The encryption Enc is independent of the characteristics of the dataset and depends only on the size. Thus, we generated datasets such that the number of the objects range from 0.1 to 1 million. We compare the encryptions using EHL and EHL⁺. After sorting the scores for each attribute, the encryption for each item can be fully parallelized. Therefore, when encrypting each dataset, we used 64 threads on the machine that we discussed before. Figure 3 shows that, both in terms of time and space, the cost of database encryption Enc is reasonable and scales linearly to the size of the database. Clearly, EHL⁺ has less time and space overhead. For example, it only takes 54 seconds to encrypt 1 million records using EHL⁺. The size is also reasonable, as the encrypted database only takes 111 MB using EHL⁺. Figure 4 also shows the encryption time and size overhead for the real dataset that we used. Finally, we emphasize that the encryption only incurs a one-time off-line construction overhead.

12.2 Query Processing Performance

12.2.1 Query Performance and Methodology

We evaluate the performance of the secure query processing and their optimizations that we discussed before. In particular, we use the query algorithm without any optimization but with full privacy, denoted

as Qry_F; the query algorithm running SecDupElim instead of SecDedup at every depth, denoted as Qry_E; and the one using the batching strategies, denoted as Qry_Ba. We evaluate the query processing performance using all the datasets and use EHL⁺ to encrypt all of the object ids.

Notice that the performance of the NRA algorithm depends on the distribution of the dataset among other things. Therefore, to present a clear and simple comparison of the different methods, we measure the average time per depth for the query processing, i.e. $\frac{T}{D}$, where T is the total time that the program spends on executing a query and D is the total number of depths the program scanned before halting. In most of our experiments the value of D ranges between a few hundred and a few thousands. For each query, we randomly choose the number of attributes m that are used for the ranking function ranging from 2 to 8, and we also vary k between 2 and 20. The ranking function F that we use is the sum function.

12.2.2 Qry_F evaluation

We report the query processing performance without any query optimization. Figure 5 shows Qry_F query performance. The results are very promising considering that the query is executed completely on encrypted data. For a fixed number of attributes $m = 3$, the average time is about 1.30 seconds for the largest dataset **synthetic** running top-20 queries. When fixing $k = 5$, the average time per depth for all the dataset is below 1.20 seconds. As we can see that, for fixed m , the performance scales linearly as k increases. Similarly, the query time also linearly increases as m gets larger for fixed k .

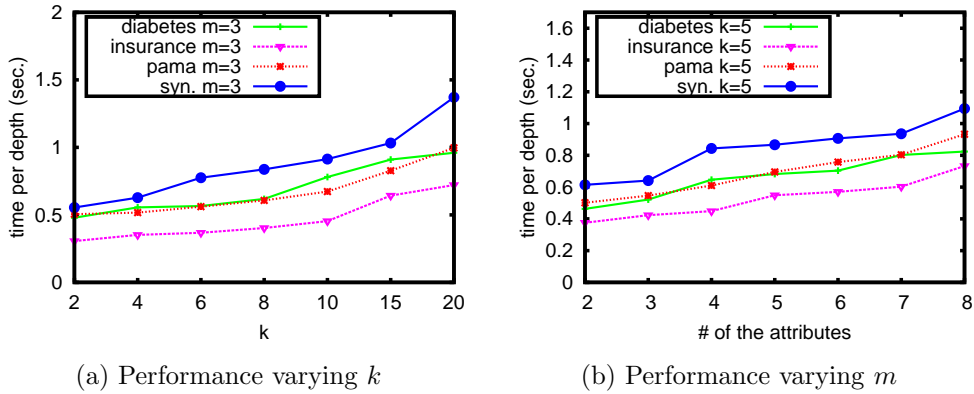


Figure 5: Qry_F query performance

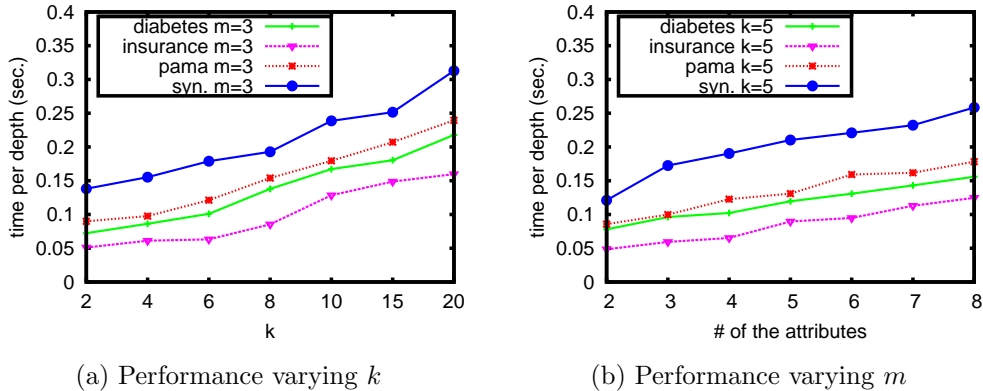


Figure 6: Qry_E query optimization performance

12.2.3 Qry_E evaluation

The experiments show that the **SecDupElim** improves the efficiency of the query processing. Figure 6 shows the querying overhead for exactly the same setting as before. Since **Qry_E** eliminates all the duplicated the items for each depth, **Qry_E** has been improved compared to the **Qry_F** above. As k increases, the performance for **Qry_E** executes up to 5 times faster than **Qry_F** when k increase to 20. On the other hand, fixing $k = 5$, the performance of **Qry_E** can execute up to around 7 times faster than **Qry_F** as m grows to 20. In general, the experiments show that **Qry_E** effectively speed up the query time 5 to 7 times over the basic approach.

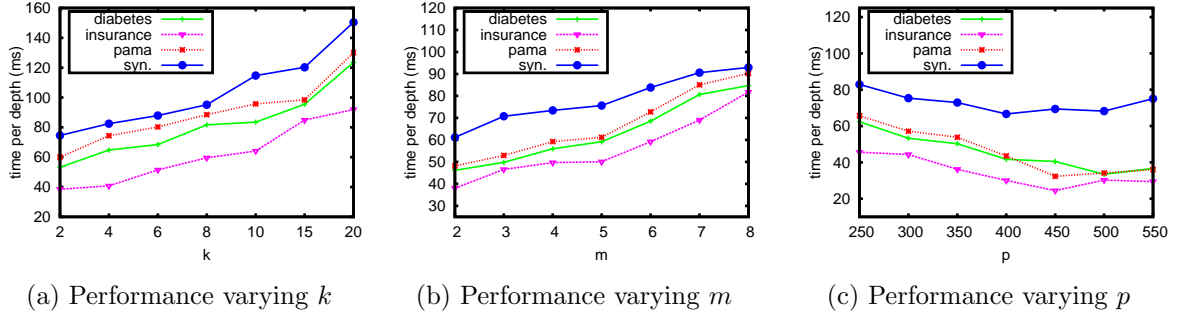


Figure 7: Qry_Ba query optimization performance

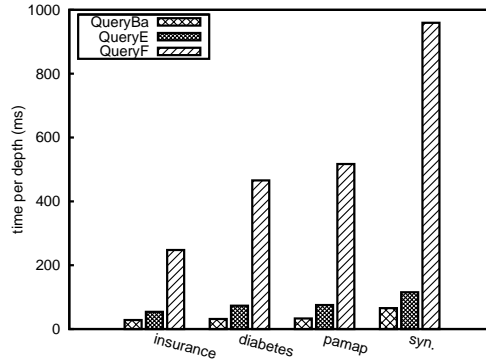


Figure 8: Comparisons ($k = 5$, $m = 2$, and $p = 500$)

12.2.4 Qry_Ba evaluation

We evaluate the effectiveness of batching optimization for the **Qry_Ba** queries. Figure 7 shows the query performance of the **Qry_Ba** for the same settings as the previous experiments. The experiments show that the batching technique further improves the performance. In particular, for fixed batching parameter $p = 150$, i.e. every 150 depths we perform **SecDupElim** and **EncSort** in the **SecQuery**, and we vary our k from 2 to 20. Compared to the **Qry_E**, the average time per depth for all of the datasets have been further improved. For example, when $k = 2$, the average time for the largest dataset **synthetic** is reduced to 74.5 milliseconds, while for **Qry_F** it takes more than 500 milliseconds. For **diabetes**, the average time is reduced to 53 milliseconds when $k = 2$ and 123.5 milliseconds when k increases to 20. As shown in figure 7a, the average time linearly increases as k gets larger. Similarly, when fixing the $k = 5$ and $p = 150$, for **synthetic** the performance per depth reduce to 61.1 milliseconds and 92.5 milliseconds when $m = 2$ and 8 separately. In Figure 7c, We further evaluate the parameter p . Ranging p from 200 to 550, the experiments show that the proper p can be chosen for better query performance. For example, the performance for **diabetes** achieves the best when $p = 450$. In general, for different dataset, there are

different p 's that can achieve the best query performance. When p gets larger, the number of calls for EncSort and SecDupElim are reduced, however, the performance for these two protocols also slow down as there're more encrypted items.

We finally compare the three queries' performance. Figure 8 shows the query performance when fixing $k = 5$, $m = 3$, and $p = 500$. Clearly, as we can see, Qry_Ba significantly improves the performance compared to Qry_F. For example, compared to Qry_F, the average running time is roughly 15 times faster for PAMAP.

12.2.5 Communication Bandwidth

Finally we show the experiments on the communication bandwidth and latency. *Our experiments show that the network latency is significantly less than the query computation cost.* We evaluate the communication on the fully secure and un-optimized Qry_Ba queries. Note that, for each depth, the bandwidth is the same since the duplicated encrypted objects are filled with encryptions of random values.

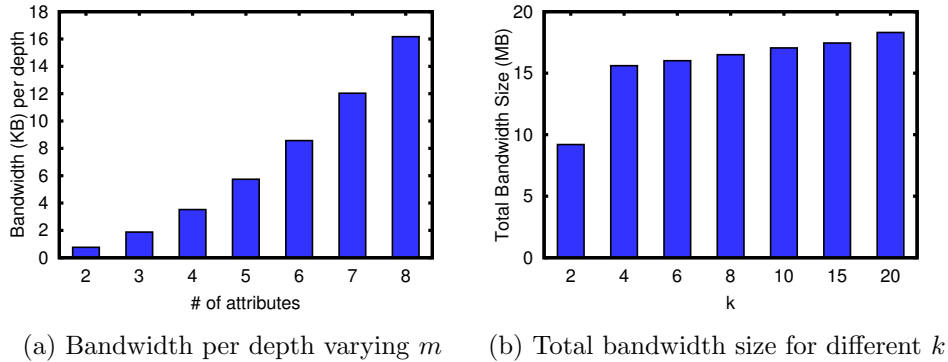


Figure 9: Communication bandwidth evaluation

We evaluate the bandwidth on the largest dataset **synthetic**. Note that, the bandwidth per depth is independent of k since each depth this communication size only depends on m . As mentioned the bandwidth is $O(m^2)$, by varying m we show in Figure 9a the bandwidth per depth. In Figure 9b, we show the total bandwidth when executing the top-20 by fixing $m = 4$. As we can see, the total size of the bandwidth is very small, therefore, the total latency could be very small for a high-speed connection between the two clouds. By assuming a standard 50 Mbps LAN setting, we show in the table 3 below the total network latency between the servers S_1 and S_2 when $k = 20$ and $m = 4$.

dataset	total bandwidth (MB)	total network latency (in seconds)
insurance	8.87	1.41
diabetes	12.45	1.99
PAMAP	15.72	2.5152
synthetic	17.3	2.768

Table 3: Total Communication Network Latency for each dataset when $k = 20$, $m = 4$

The top-20 can be reported for all the dataset after a few thousands depth. Therefore, the average latency for each depth on every dataset is less than 1ms, which is significantly less than the query processing cost. Similar conclusions can be drawn for other parameter settings.

13 Conclusion

This paper proposes the first complete IND-CQA secure scheme that executes top- k ranking queries over encrypted databases in the cloud. First, we describe a secure probabilistic data structure called encrypted hash list (EHL) that allows a cloud server to homomorphically check equality between two objects without learning anything about the original objects. Then, by adapting the well-known NRA algorithm, we propose a number of secure protocols that allow efficient top- k queries execution over encrypted data. The protocols proposed can securely compute the best/worst ranking scores and deduplication of the replicated objects. Moreover, the protocols in this paper are stand-alone which means the protocols can be used for other applications besides the secure top- k query problem. We also provide a clean and formal security analysis of our proposed methods where we explicitly state the leakage of various schemes. The scheme has been proved to be secure under the IND-CQA security definition and the scheme is experimentally evaluated using real-world datasets which show the scheme is efficient and practical.

References

- [1] B. Adida and D. Wikström. How to shuffle in public. In *TCC*, pages 555–574, 2007.
- [2] C. C. Aggarwal and P. S. Yu, editors. *Privacy-Preserving Data Mining - Models and Algorithms*, volume 34 of *Advances in Database Systems*. 2008.
- [3] D. Agrawal, A. El Abbadi, F. Emekci, A. Metwally, and S. Wang. Secure data management service on cloud computing infrastructures. In *New Frontiers in Information and Software as Services*, volume 74, pages 57–80. 2011.
- [4] R. Agrawal, J. Kiernan, R. Srikant, and Y. Xu. Order preserving encryption for numeric data. In *ACM SIGMOD*, pages 563–574, 2004.
- [5] A. Arasu, K. Eguro, M. Joglekar, R. Kaushik, D. Kossmann, and R. Ramamurthy. Transaction processing on confidential data using cipherbase. In *ICDE*, pages 435–446, 2015.
- [6] S. Bajaj and R. Sion. Trusteddab: a trusted hardware based database with privacy and data confidentiality. In *SIGMOD*, pages 205–216, 2011.
- [7] F. Baldimtsi and O. Ohrimenko. Sorting and searching behind the curtain. In *Financial Cryptography*, volume 2014, page 1017, 2014.
- [8] A. Boldyreva, N. Chenette, and A. O’Neill. Order-preserving encryption revisited: improved security analysis and alternative solutions. In *CRYPTO ’11*, pages 578–595, 2011.
- [9] R. Bost, R. A. Popa, S. Tu, and S. Goldwasser. Machine learning classification over encrypted data. In *NDSS 2015*, 2015.
- [10] S. Bugiel, S. Nürnberger, A. Sadeghi, and T. Schneider. Twin clouds: Secure cloud computing with low latency. In *CMS*, pages 32–44, 2011.
- [11] D. Cash, S. Jarecki, C. S. Jutla, H. Krawczyk, M.-C. Rosu, and M. Steiner. Highly-scalable searchable symmetric encryption with support for boolean queries. In *CRYPTO*, pages 353–373, 2013.
- [12] S. Choi, G. Ghinita, H. Lim, and E. Bertino. Secure knn query processing in untrusted cloud environments. *TKDE*, 26:2818–2831, 2014.
- [13] R. Curtmola, J. A. Garay, S. Kamara, and R. Ostrovsky. Searchable symmetric encryption: Improved definitions and efficient constructions. *Journal of Computer Security*, 19(5):895–934, 2011.

- [14] I. Damgård and M. Jurik. A generalisation, a simplification and some applications of paillier’s probabilistic public-key system. In *PKC*, pages 119–136, 2001.
- [15] C. Dwork and K. Nissim. Privacy-preserving datamining on vertically partitioned databases. In *CRYPTO*, pages 528–544, 2004.
- [16] Y. Elmehdwi, B. K. Samanthula, and W. Jiang. Secure k-nearest neighbor query over encrypted data in outsourced environments. In *ICDE*, pages 664–675, 2014.
- [17] R. Fagin, A. Lotem, and M. Naor. Optimal aggregation algorithms for middleware. In *SIGACT-SIGMOD-SIGART*, 2001.
- [18] C. Gentry. *A fully homomorphic encryption scheme*. PhD thesis, Stanford University, 2009.
- [19] O. Goldreich and R. Ostrovsky. Software protection and simulation on oblivious RAMs. *Journal of the ACM*, 43:431–473, 1996.
- [20] H. Hacigümüs, B. R. Iyer, C. Li, and S. Mehrotra. Executing SQL over encrypted data in the database-service-provider model. In *SIGMOD*, pages 216–227, 2002.
- [21] I. Hang, F. Kerschbaum, and E. Damiani. ENKI: access control for encrypted query processing. In *SIGMOD*, pages 183–196, 2015.
- [22] B. Hore, S. Mehrotra, M. Canim, and M. Kantarcioglu. Secure multidimensional range queries over outsourced data. *VLDB J.*, 21(3):333–358, 2012.
- [23] I. F. Ilyas, G. Beskales, and M. A. Soliman. A survey of top- k query processing techniques in relational database systems. *ACM Comput. Surv.*, 40(4), 2008.
- [24] M. S. Islam, M. Kuzu, and M. Kantarcioglu. Access pattern disclosure on searchable encryption: Ramification, attack and mitigation. In *NDSS*, 2012.
- [25] C. C. Jaideep Vaidya, Murat Kantarcioglu. Privacy-preserving naïve bayes classification. *VLDB J.*, 17(4):879–898, 2008.
- [26] S. Kamara, C. Papamanthou, and T. Roeder. Dynamic searchable symmetric encryption. In *ACM CCS*, pages 965–976, 2012.
- [27] J. Katz and Y. Lindell. *Introduction to Modern Cryptography*. Chapman and Hall/CRC Press, 2007.
- [28] F. Kerschbaum, M. Härterich, P. Grofig, M. Kohler, A. Schaad, A. Schröpfer, and W. Tighzert. Optimal re-encryption strategy for joins in encrypted databases. In *DBSec*, pages 195–210, 2013.
- [29] M. Kuzu, M. S. Islam, and M. Kantarcioglu. Efficient privacy-aware search over encrypted databases. *CODASPY*, pages 249–256, 2014.
- [30] R. Li, A. X. Liu, A. L. Wang, and B. Bruhadeshwar. Fast range query processing with strong privacy protection for cloud computing. *PVLDB*, 7(14):1953–1964, 2014.
- [31] M. Lichman. UCI machine learning repository, 2013.
- [32] Y. Lindell and B. Pinkas. Privacy preserving data mining. In *CRYPTO*, pages 36–54, 2000.
- [33] A. Liu, K. Zheng, L. Li, G. Liu, L. Zhao, and X. Zhou. Efficient secure similarity computation on encrypted trajectory data. In *ICDE*, pages 66–77, 2015.
- [34] C. C. Murat Kantarcioglu. Privacy-preserving distributed mining of association rules on horizontally partitioned data. *TKDE*, 16:1026–1037, 2004.

- [35] P. Paillier. Public-key cryptosystems based on composite degree residuosity classes. In *EUROCRYPT*, pages 223–238, 1999.
- [36] H. Pang and X. Ding. Privacy-preserving ad-hoc equi-join on outsourced data. *ACM Trans. Database Syst.*
- [37] R. A. Popa, C. M. S. Redfield, N. Zeldovich, and H. Balakrishnan. Cryptodb: protecting confidentiality with encrypted query processing. In *SOSP*, pages 85–100, 2011.
- [38] L. Ren, C. W. Fletcher, A. Kwon, E. Stefanov, E. Shi, M. van Dijk, and S. Devadas. Constants count: Practical improvements to oblivious ram. In *USENIX Security*, 2015.
- [39] B. K. Samanthula, W. Jiang, and E. Bertino. Privacy-preserving complex query evaluation over semantically secure encrypted data. In *ESORICS*, pages 400–418, 2014.
- [40] E. Shi, J. Bethencourt, H. T. Chan, D. X. Song, and A. Perrig. Multi-dimensional range query over encrypted data. In *IEEE S&P*, pages 350–364, 2007.
- [41] D. Song, D. Wagner, and A. Perrig. Practical techniques for searching on encrypted data. In *Oakland S & P*, pages 44–55, 2000.
- [42] S. Tu, M. F. Kaashoek, S. Madden, and N. Zeldovich. Processing analytical queries over encrypted data. *PVLDB*, 6(5):289–300, 2013.
- [43] J. Vaidya and C. Clifton. Privacy-preserving top-k queries. In *ICDE*, pages 545–546, 2005.
- [44] J. Vaidya, C. Clifton, M. Kantarcioglu, and A. S. Patterson. Privacy-preserving decision trees over vertically partitioned data. *TKDD*, 2(3), 2008.
- [45] W. K. Wong, D. W.-l. Cheung, B. Kao, and N. Mamoulis. Secure knn computation on encrypted databases. In *SIGMOD*, pages 139–152, 2009.
- [46] W. K. Wong, B. Kao, D. W. Cheung, R. Li, and S. Yiu. Secure query processing with data interoperability in a cloud database environment. In *SIGMOD*, pages 1395–1406, 2014.
- [47] B. Yao, F. Li, and X. Xiao. Secure nearest neighbor revisited. In *ICDE*, pages 733–744, 2013.

A NRA algorithm

Algorithm 7 NRA Algorithm [17]

- 1: **procedure** NRA(L_1, \dots, L_M)
 - 2: Do sorted access in parallel to each of the M sorted lists L_i . At each depth d :
 - 3: **loop**
 - 4: Maintain the bottom values $\underline{x}_1^d, \underline{x}_2^d, \dots, \underline{x}_M^d$ encountered in the lists.
 - 5: For every object o_i compute a lower bound $W^d(o_i)$ and upper bound $B^d(o_i)$.
 - 6: Let T_k^d , the current top k list, contain the k objects with the largest $W^d(\cdot)$ values seen so far (and their grades), and let M_k^d be the k th largest lower bound value, $W^d(\cdot)$ in T_k^d .
 - 7: Halt and return T_k^d when at least k distinct objects have been seen (so that in particular T_k^d contains k objects) and when $B^d(o_k) \leq M_k^d$ for all $o_k \notin T_k^d$, i.e the upper bound for every object who's not in T_k^d is no greater than M_k^d . Otherwise, go to next depth.
-

B Security Analysis

B.1 Proof of Lemma 9.2

Proof Sketch: During the execution of `SecWorst`, S_1 learns nothing (i.e. $\mathcal{L}_{s_1}(E(R)) = \emptyset$), while S_2 learns the leakage function $\mathcal{L}_{s_2} = (|L|, \ell_{eq})$, where $|L|$ is the total number of the encrypted items, ℓ_{eq} is the number of the objects that are the same. Sim_{s_1} behaves like S_1 and interacts with S_2 . Hence, having the encrypted list L , Sim_{s_1} can just run the `SecWorst` using the homomorphic properties from EHL and encryptions and, hence, reveals nothing more than what can be already computed from the inputs. By receiving $\mathcal{E}^2(t_i)$ from S_2 , Sim_{s_1} runs the `RecoverEnc`. Sim_{s_1} first selects a random value r' , then send $\mathcal{E}^2(r')$ to S_2 . S_2 cannot distinguish it from the $c + r$ while interacting with the real S_1 since r and r' are both randomly generated. Then Sim_{s_1} continues by homomorphically computing the $\prod_{i=1}^S \mathcal{E}(x'_i)$. The simulator Sim_{s_2} behave like S_2 . Getting the public key pk , Sim_{s_2} simulates the view for S_2 as follows: for each encryption $\mathcal{E}(b)$ he receives, Sim_{s_2} just pick a random bit $r \in \{0, 1\}$, and send $\mathcal{E}^2(t)$ to S_1 . S_1 cannot distinguish if it is interacting with Sim_{s_2} or S_2 since the semantic security of encryption. During the `RecoverEnc`, Sim_{s_2} behaves exactly like S_2 , S_1 still cannot distinguish it due to the encryption. ■

B.2 Proof of Theorem 9.3

Proof Sketch: Our adversary \mathcal{A} consists of \mathcal{A}_1 and \mathcal{A}_2 , who play the role of the semi-honest adversarial servers S_1 and S_2 . During the `SecQuery`, the $\text{View}_{\mathcal{A}_1}$ is all the transcripts that \mathcal{A}_1 receives from the challenger and the views when interacting with the other adversarial server \mathcal{A}_2 . For \mathcal{A}_2 , $\text{View}_{\mathcal{A}_2}$ denotes all the transcripts received when executing the querying algorithm. We sketch the proof below.

Database Encryption: The challenger \mathcal{C} first flips a bit b . Then \mathcal{A}_1 chooses two database R_1 and R_2 with $|R_1| = |R_2|$, i.e. R_1, R_2 have the same number of objects, and submit R_1 and R_2 to \mathcal{C} . Then \mathcal{A} gets the encrypted $\text{Enc}(R_b)$, where $\text{Enc}(\cdot)$ is described in Section 6. $\text{Enc}(R_b)$ reveals no information on the database. Since every object and its score is protected by the semantic secure encryption, this reveals nothing except the size of the database and the number of attributes.

Query Token: \mathcal{A}_1 submits two queries q_1^1 and q_2^1 , then receives the query token $\text{Token}(q_b^1)$. \mathcal{A}_1 cannot distinguish the tokens as the tokens are indistinguishable due to the pseudo-random permutation P . Then \mathcal{A}_1 runs top- k query processing `SecQuery` with \mathcal{A}_2 , and gets the encrypted top- k results. During the `SecQuery`, \mathcal{A}_1 gets the $\text{View}_{\mathcal{A}_1}$ and \mathcal{A}_2 gets the view $\text{View}_{\mathcal{A}_2}$ after running the protocol. As we previously showed, the privacy of \mathcal{A}_1 and \mathcal{A}_2 are protected by the underlying secure protocols. Therefore, by seeing the encrypted results \mathcal{A}_1 doesn't learn anything from them. After submitting polynomial pairs of queries $\{q_1^{\text{poly}(n)}, q_2^{\text{poly}(n)}\}$, \mathcal{A} has to guess the bit b . \mathcal{A}_1 still cannot distinguish by seeing many encrypted results as the encryptions reveals no information besides the halting depth, and so does \mathcal{A}_2 . Finally, $\mathcal{A} = (\mathcal{A}_1, \mathcal{A}_2)$ cannot output the correct bit with probability non-negligible different from $1/2$, therefore, the scheme `SecTopk` is secure under the IND-CQA model. ■

C Secure Join

C.1 Secure Top-k Join

We provide a description of the secure top- k join in this section. Since a join operator is implemented in most system as a dyadic (2-way) operator, we describe the secure top- k operator as a *binary* join operator between two relations R_1 and R_2 . Consider an authorized client that wants to join two encrypted relations and get the top- k based on a join condition. Assume that each tuple in R_i has m_i many attributes and each R_i have n_i many tuples for $i = \{1, 2\}$. Furthermore, denote o_j^i be the j th objects in R_i and let $o_j^i.x_k$ be the k th attribute value.

C.2 Encryption Setup for Multiple databases

Algorithm 8 $Enc(R_1, R_2)$: database encryption

- 1: Generate public/secret key pk_p, sk_p for the pailliar encryption, generate random secret keys k_1, \dots, k_s for the EHL.
 - 2: **for** each $o_j^i \in R_i$ **do**
 - 3: **for** each attribute $o_j^i.x_k$ **do**
 - 4: set $E(s_k) \leftarrow \langle \text{EHL}(o_j^i.x_k), \mathcal{E}(o_j^i.x_k) \rangle$.
 - 5: set $E(o_j^i) = (E(s_1), \dots, E(s_{m_i}))$
 - 6: Generate a key \mathcal{K} for the Pseudo-Random Permutation P , and permutes the encrypted attributes based on P , i.e. set $E(O_j^i) = (E(s_{P(\mathcal{K},1)}), \dots, E(s_{P(\mathcal{K},m_i)}))$.
 - 7: Output permuted encrypted databases as $E(R_1) = \{E(O_1^1) \dots E(O_{n_1}^1)\}$ and $E(R_2) = \{E(O_1^2) \dots E(O_{n_2}^2)\}$.
-

Consider a set of relations R_1 and R_2 . The encryption setup is similar as the top- k for one relation. The difference is that since we have multiple relations on different data we cannot assign a global object identifier for each the objects in different relations. The difference here is that, in addition to encrypting an object id with EHL, we encrypt the attribute value using EHL since the join condition generated from the client is to join the relations based on the attribute values. Therefore, we can compare the equality between different records based on their attributes. The encryption $Enc(R_1, R_2)$ is given in Algorithm 7.

The encrypted relation $E(R_i)$ does not reveal anything besides the size. The proof is similar to the proof in Theorem 6.1.

C.3 Query Token

Consider a client that wants to run query a SQL-like top- k join as follows: $Q = \text{SELECT } * \text{ FROM } R_1, R_2 \text{ WHERE } R_1.A = R_2.B \text{ ORDER BY } R_1.C + R_1.D \text{ STOP AFTER } k$; where A, C are attributes in R_1 and B, D are attributes in R_2 . The client first requests the key \mathcal{K} for the P , then computes $(t_1, t_2, t_3, t_4) \leftarrow (P(\mathcal{K}, R_1.A), P(\mathcal{K}, R_2.B), P(\mathcal{K}, R_1.C), P(\mathcal{K}, R_2.D))$. Finally, the client generates the SQL-like query token as follows: $t_Q = \text{SELECT } * \text{ FROM } E(R_1), E(R_2) \text{ WHERE } E(R_1).t_1 = E(R_2).t_2 \text{ ORDERED BY } E(R_1).t_3 + E(R_2).t_4 \text{ STOP AFTER } k$. Then, the client sends the token t_Q to the server S_1 .

C.4 Query Processing for top- k join

In this section, we introduce the secure top- k join operator \bowtie_{sec} . We first introduce some notation that we use in the query processing algorithm. For a receiving token t_Q that is described in Section C.4, let the join condition be $JC = E(R_1).t_1 = E(R_2).t_2$, and the score function $Score = E(R_3).t_3 + E(R_4).t_4$. Moreover, for each $E(O_i^1) \in E(R_1)$, let $E(x_{it_1})$ and $E(x_{it_3})$ be the t_1 -th and t_3 -th encrypted attribute. Similarly, let $E(x_{jt_2})$ and $E(x_{jt_4})$ be the t_2 -th and t_4 -th encrypted attribute for each $E(O_j^2)$ in $E(R_2)$. In addition, let $E(X)$ be a vector of encryptions, i.e. $E(X) = (\mathcal{E}(x_1), \dots, \mathcal{E}(x_s))$. For $E(X)$, denote the randomization function Rand as below:

$$\begin{aligned} \text{Rand}(E(X), R) &= (\mathcal{E}(x_1) \cdot \mathcal{E}(r_1), \dots, \mathcal{E}(x_n) \cdot \mathcal{E}(r_n)) \\ &= (\mathcal{E}(x_1 + r_1), \dots, \mathcal{E}(x_n + r_n)) \end{aligned}$$

where the random vector $R = (r_1, \dots, r_n) \in \mathbb{Z}_N^n$ with each r_i is a random value in \mathbb{Z}_N . This function is similar to the function Rand in Algorithm 5 and is used to homomorphically blind the original data.

In general, the procedure for query processing includes the following steps:

1. Perform the join on $E(R_1)$ and $E(R_2)$.
 - i Receiving the token, S_1 runs the protocol with S_2 to generate all possible joined tuples from two relations and homomorphically computes the encrypted scores.

Algorithm 9 SecJoin join: \bowtie_{sec}

- 1: **procedure** SECJOIN(t_q)
 Server S_1 :
 - 2: Parse t_q , let $JC = (E(R_1).t_1, E(R_2).t_2)$ and $Score = E(R_3).t_3 + E(R_4).t_4$
 - 3: **for** each $E(o_i^1) \in E(R_1)$ and $E(o_j^2) \in E(R_2)$ in random order **do**
 - 4: Let $E(o_i^1) = (E(x_{i1}), \dots, E(x_{im_1}))$ and $E(o_j^2) = (E(x_{j1}), \dots, E(x_{jm_2}))$.
compute $\mathcal{E}(b_{ij}) \leftarrow \text{EHL}(x_{it_1}) \ominus \text{EHL}(x_{jt_2})$, where $E(x_{it_1}), E(x_{jt_2})$ are the t_1 -th, t_2 -th attributes in $E(o_i^1), E(o_j^2)$.
 - 5: Sends $\mathcal{E}(b_{ij})$ to S_2 and receive $\mathcal{E}^2(t_{ij})$ from S_2 and compute the $Score$ as: $s_{ij} \leftarrow \mathcal{E}^2(b_{ij})^{\mathcal{E}(x_{it_3})\mathcal{E}(x_{jt_4})}$.
run $\mathcal{E}(s_{ij}) \leftarrow \text{RecoverEnc}(S_{ij})$.
 \triangleright evaluate $s_{ij} = b_{ij} * (x_{it_3} + x_{jt_4})$
 - 6: Combine rest of the attributes for $E(o_{ij})$ as follows:
 $x_l \leftarrow \mathcal{E}^2(b_{ij})^{\mathcal{E}(x_l)}$, where $\mathcal{E}(x_l) \in \{\mathcal{E}(x_{i1}), \dots, \mathcal{E}(x_{jm_2})\}$ in $E(O_i^1), E(O_j^2)$.
Run $\mathcal{E}(x_l) \leftarrow \text{RecoverEnc}(x_l)$.
 - Server S_2 :
 - 7: For each received t_{ij} , decrypts it. If it is 0, then compute $b_{ij} \leftarrow \mathcal{E}^2(1)$. Otherwise, $b_{ij} \leftarrow \mathcal{E}^2(0)$. Sends b_{ij} to S_1 .
 - Server S_1 :
 - 8: Finally holds joined encrypted tuples $E(o_{ij}) = \mathcal{E}(s_{ij}), \{\mathcal{E}(x_l)\}$, where $\mathcal{E}(s_{ij})$ is the encrypted $Score$, $\{\mathcal{E}(x_l)\}$ are the joined attributes from $E(R_1), E(R_2)$.
 - 9: Run $L \leftarrow \text{SecFilter}(\{E(o_{ij})\})$ and get the encrypted list L .
 - 10: Run EncSort to conduct encrypted sort on encrypted $Score \mathcal{E}(s_{ij})$, and return top- k encrypted items.
-

ii After getting all the joined tuples, S_1 runs SecFilter (see Algorithm 10) , which is a protocol with S_2 to eliminate the tuples that do not meet the join condition. S_1 finally produce the encrypted join tuples together with their scores.

2. EncSort : after securely joining all the databases, S_1 then runs the encrypted sorting protocol to get the top- k results.

The main \bowtie_{sec} is fully described in Algorithm 9. As mentioned earlier, since all the attributes are encrypted, we cannot simply use the traditional join strategy. The merge-sort or hash based join cannot be applied here since all the tuples have been encrypted by a probabilistic encryption. Our idea for S_1 to securely produce the joined result is as follows: S_1 first combines all the tuples from two databases (say, using nested loop) by initiating the protocol SecCombine . After that, S_1 holds all the combined tuples together with the scores. The joined tuple have $m_1 + m_2$ many attributes (or user selected attributes). Those tuples that meet the equi-join condition JC are successfully joined together with the encrypted scores that satisfy the $Score$ function. However, for those tuples that do not meet the JC , their encrypted scores are homomorphically computed as $\mathcal{E}(0)$ and their joined attributes are all $\mathcal{E}(0)$ as well. S_1 holds all the possible combined tuples. Next, the SecFilter eliminates all of those tuples that do not satisfy JC . It is easy to see that similar techniques from SecDupElim can be applied here. At the end of the protocol, both S_1 and S_2 only learn the final number of the joined tuples that meet JC . Of course, if we don't want to leak the number of tuples that meet JC , we can use a similar technique from SecDedup , that is, S_2 generates some random tuples and large enough random scores for the tuples to not satisfy JC . In this way, nothing else has been leaked to the servers. It is worth noting that the technique sketched above not only can be used for top- k join, but for any equality join can be applied here.

C.4.1 Performance Evaluation

We conduct an experiments under the same environment as in Section 12. We use synthetic datasets to evaluate our sec-join operator \bowtie_{sec} : we uniformly generate R_1 with $5K$ tuples and 10 attributes, and R_2 with $10K$ tuples and 15 attributes. Since the server runs the *oblivious join* that we discuss before over the encrypted databases, the performance of the \bowtie_{sec} does not depend on the parameter k . We test the effect of the joined attributes in the experiments. We vary the total number of the attribute m joined

Algorithm 10 SecFilter

```

1: procedure SECFILTER( $\{E(o_i)\}$ )
   Server  $S_1$ :
2:   Let  $E(o_i) = (\mathcal{E}(s_i), \mathcal{E}(\mathbf{X}_i))$  where  $\mathcal{E}(\mathbf{X}_i) = \mathcal{E}(x_{i1}), \dots, \mathcal{E}(x_{is})$ .
3:   Generate a key pair  $(\text{pk}_s, \text{sk}_s)$ .
4:   for each  $E(o_i)$  do
5:     Generate random  $r_i \in \mathbb{Z}_N^*$ , and  $\mathbf{R}_i \in \mathbb{Z}_N^m$ .
6:      $\mathcal{E}(s'_i) \leftarrow \mathcal{E}(s_i)^{r_i}$  and  $E(\mathbf{X}'_i) \leftarrow \text{Rand}(\mathcal{E}(\mathbf{X}_i), \mathbf{R}_i)$ 
7:     Set  $E(o'_i) = (\mathcal{E}(s'_i), \mathcal{E}(\mathbf{X}'_i))$ 
8:   Encrypt the following:
      $\mathcal{E}_{\text{pk}_s}(r_1^{-1}), \mathcal{E}_{\text{pk}_s}(\mathbf{R}_1), \dots, \mathcal{E}_{\text{pk}_s}(r_n^{-1}), \mathcal{E}_{\text{pk}_s}(\mathbf{R}_n)$ .
9:   Generate random permutation  $\pi$ , permute  $E(o'_{\pi(i)})$  and  $\mathcal{E}_{\text{pk}_s}(r_{\pi(i)}^{-1}), \mathcal{E}_{\text{pk}_s}(\mathbf{R}_{\pi(i)})$  and sends them and  $\text{pk}_s$  to  $S_2$ 
   .
   Server  $S_2$ :
10:  Receiving the list  $E(o'_{\pi(i)})$  and  $\mathcal{E}_{\text{pk}_s}(r_{\pi(i)}^{-1}), \mathcal{E}_{\text{pk}_s}(\mathbf{R}_{\pi(i)})$ .
11:  for each  $E(o'_{\pi(i)}) \in (\mathcal{E}(s'_{\pi(i)}), \mathcal{E}(\mathbf{X}'_{\pi(i)}))$  do
12:    decrypt  $b \leftarrow \mathcal{E}(s'_{\pi(i)})$ 
13:    if  $b = 0$  then
14:      Remove this entry  $E(o'_{\pi(i)})$  and  $\mathcal{E}_{\text{pk}_s}(r_{\pi(i)}^{-1}), \mathcal{E}_{\text{pk}_s}(\mathbf{R}_{\pi(i)})$ .
15:  for remaining items do
16:    Generate random  $\gamma_i \in \mathbb{Z}_N^*$ , and  $\Gamma_i \in \mathbb{Z}_N^m$ .
17:     $\mathcal{E}(\tilde{s}_i) \leftarrow \mathcal{E}(s'_{\pi(i)})^{\gamma_i}$  and  $\mathcal{E}(\tilde{X}_i) \leftarrow \text{Rand}(\mathcal{E}(\mathbf{X}'_{\pi(i)}), \Gamma_i)$ 
18:    Set  $E(\tilde{o}_i) = (\mathcal{E}(\tilde{s}_i), \mathcal{E}(\tilde{X}_i))$ 
19:    compute the following using  $\text{pk}_s$ :
      $\mathcal{E}_{\text{pk}_s}(\tilde{r}_i) \leftarrow \mathcal{E}_{\text{pk}_s}(r_{\pi(i)}^{-1})^{\gamma_i^{-1}}$  ▷ evaluate  $\tilde{r}_i = r_{\pi(i)}^{-1} \gamma_i^{-1}$ 
      $\mathcal{E}_{\text{pk}_s}(\tilde{R}_i) \leftarrow \mathcal{E}_{\text{pk}_s}(\mathbf{R}_{\pi(i)}) \cdot \mathcal{E}_{\text{pk}_s}(\Gamma_i)$  ▷ evaluate  $\tilde{R}_i = \mathbf{R}_{\pi(i)} + \Gamma_i^{-1}$ 
20:  Sends the  $E(\tilde{o}_i)$  and  $\mathcal{E}_{\text{pk}_s}(\tilde{r}_i), \mathcal{E}_{\text{pk}_s}(\tilde{R}_i)$  to  $S_1$ 
   Server  $S_1$ :
21:  for each  $E(\tilde{o}_i) = (\mathcal{E}(\tilde{s}_i), \mathcal{E}(\tilde{X}_i))$  and  $\mathcal{E}_{\text{pk}_s}(\tilde{r}_i), \mathcal{E}_{\text{pk}_s}(\tilde{R}_i)$  do
22:    use  $\text{sk}_s$  to decrypt  $\mathcal{E}(\tilde{r}_i)$  as  $\tilde{r}_i$ ,  $\mathcal{E}(\tilde{R}_i)$  as  $\tilde{R}_i$ .
     /*homomorphically de-blind*/
23:    compute  $\mathcal{E}(\bar{s}_i) \leftarrow \mathcal{E}(\tilde{s}_i)^{\tilde{r}_i}$  and  $\mathcal{E}(\bar{X}_i) \leftarrow \text{Rand}(\mathcal{E}(\tilde{X}_i), -\tilde{R}_i)$ 
     Set  $E(o'_i) = (\mathcal{E}(\bar{s}_i), \mathcal{E}(\bar{X}_i))$ .
     /*Suppose there're  $l$  tuples left*/
24:  Output the list  $E(o'_1) \dots E(o'_l)$ .

```

together from two tables. Figure 10 shows performance when m ranges from 5 to 20.

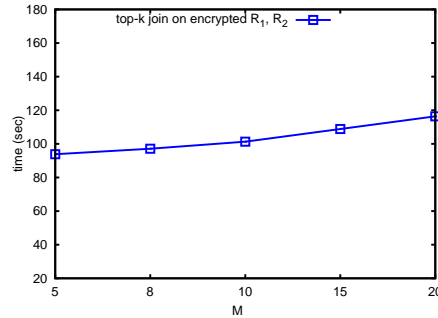


Figure 10: Top- k join: \bowtie_{sec}

Our operator \bowtie_{sec} is generically designed for joining any attributes between two relations. In practice,

one would be only interested in joining two tables using primary-key-to-foreign-key join or foreign-key-to-primary-key join. Our methods can be easily generalized to those joins. In addition, one can also pre-sort the attributes to be ranked and save computations in the \bowtie_{sec} processing. We leave this as the future work of this paper.

C.5 Related Works on Secure Join

Many works have proposed for executing equi-joins over encrypted data. One recent work [36] proposed a privacy-preserving join on encrypted data. Their work mainly designed for the private join operation, therefore cannot support the top- k join. In addition, in [36], although the actual values for the joined records are not revealed, the server learns some equality pattern on the attributes if records are successfully joined. In addition, [36] uses bilinear pairing during their query processing, thus it might cause high computation overhead for large datasets. CryptDB [37] is a well-known system for processing queries on encrypted data. MONOMI [42] is based on CryptDB with a special focus on efficient analytical query processing. [28] adapts the deterministic proxy re-encryption to provide the data confidentiality. The approaches using deterministic encryption directly leak the duplicates and, as a result, the equality patterns to the adversarial servers. [46] propose a secure query system SDB that protects the data confidentiality by decomposing the sensitive data into shares and can perform secure joins on shares of the data. However, it is unclear whether the system can perform top- k queries over the shares of the data. Other solutions such as Order-preserving encryption (OPE) [8, 4] can also be adapted to secure top- k join, however, it is commonly not considered very secure on protecting the ranks of the score as the the adversarial server directly learns the order of the attributes.