

# Generation of heralded single photons beyond 1100 nm by spontaneous four-wave mixing in a side-stressed femtosecond laser-written waveguide

Zhizhong Yan,<sup>\*</sup> Yuwen Duan,<sup>†</sup> L. G. Helt, Martin Ams, Michael J. Withford, and M. J. Steel<sup>‡</sup>  
*Centre for Ultrahigh bandwidth Devices for Optical Systems (CUDOS), MQ Photonics Research Centre,  
 Department of Physics and Astronomy, Macquarie University, NSW 2109, Australia*

(Dated: October 1, 2022)

We demonstrate a monolithically integrable heralded photon source in a femtosecond laser direct written glass waveguide. The generation of photon pairs with a wide wavelength separation requires a concomitant large birefringence in the normal dispersion regime. Here, by incorporation of side-stress tracks, we produce a waveguide with a birefringence of  $1.64 \times 10^{-4}$  and propagation loss as low as 0.21 dB/cm near 980 nm. We measure photon pairs with 300 nm wavelength separation at an internal generation rate exceeding  $5.05 \times 10^6$ /s. The second order correlations indicate that the generated photon pairs are in a strongly non-classical regime.

As the field of quantum integrated photonics has emerged over the last decade, a range of device platforms have been explored. One approach that offers complementary capabilities to traditional planar technologies is the direct inscription of waveguides in glass by a femtosecond laser [1–4]. The ability of the femtosecond laser direct write (FLDW) platform to write 3D circuits, manipulate polarization and incorporate tunability has enabled demonstrations of numerous quantum phenomena [5] including multiple photon interference [6], quantum walks [7, 8], boson sampling [9, 10], complex state preparation [11], and novel interferometry [12–14].

While the FLDW approach has proven flexible for photon processing, ultimately quantum photonics applications demand integration of photon sources and detectors in the same device. A common approach in other chip platforms is to use spontaneous nonlinear processes to generate correlated photon pairs [15]. Detection of a herald photon in one wavelength band or polarization state flags the imminent arrival of a partner photon in a complementary band or mode. Given the ubiquity of telecom fibers in the infrared and photon detectors in the visible, the two bands of 1530–1565 nm and 600–850 nm are both important target wavelength ranges for photon generation. Indeed creating one photon in each band is attractive as the short wavelength “signal” may be detected with efficient silicon avalanche photodiodes (APD) while the long wavelength “idler” is suitable for transport over fiber. In FLDW waveguides, however, the limited nonlinearity of silica-based glasses ( $\sim 10^{-20}$  m<sup>2</sup>/W) and typical waveguide lengths (under  $\sim 10$  cm), mean a photon generation strategy based on nonlinear optics might seem challenging. Nonetheless, classical nonlinear optics in laser written waveguides has been explored to a limited extent [16, 17]. Moreover, some fibre sources of photon

pairs are only centimeters long [18, 19] and have optical mode areas comparable to FLDW waveguides [20], suggesting that correlated pair generation in silica FLDW waveguides is in fact viable.

In 2013, Spring et al. [21] reported photon pair generation by spontaneous four wave mixing (SFWM) in a silica laser written waveguide. Their experiment used a Ti:sapphire oscillator at  $\lambda_p = 729$  nm as a pump source to generate signal and idler photons centered at  $\lambda_s = 676$  nm and  $\lambda_i = 790$  nm. The device has the added benefit of avoiding contamination from noise due to spontaneous Raman scattering which extends only up to  $\sim 20$  THz from the pump, whereas the pump-idler separation was  $\sim 64$  THz. A key to this experiment was the use of the form birefringence of the mildly elliptical waveguide to enable phase-matching despite the significant signal-idler separation.

In the present work, we take the next steps toward a telecom-band heralded photon source in silica FLDW waveguides by generating widely-separated pairs with the signal photons in the near-visible silicon APD band, and the idler photons reaching the sensitivity range of InGaAsP single photon detectors. Since the refractive index contrast of laser written waveguides is relatively small [6] (typically below  $5 \times 10^{-3}$ ), the potential to significantly increase form birefringence so as to extend the signal-idler separation is likely small. Furthermore, large form birefringence also increases the coupling loss for monolithic integration to quantum photonic circuits, which usually rely on waveguides with several orders lower birefringence [9]. Thus, to achieve the required birefringence and provide a path towards even-larger birefringence and larger frequency shifts, we exploit the concept of stress-induced birefringence induced by a pair of additional FLDW tracks written parallel to the central waveguide [22]. With a pump at  $\lambda_p = 957$  nm we generate photons centered at  $\lambda_s = 830$  nm and  $\lambda_i = 1130$  nm, the signal photons having a purity of approximately 0.93.

The details of our device are as follows. The central waveguide and side stress tracks (see Fig. 1 inset) were fabricated in a fused silica sample (Schott Lithosil) using a regeneratively amplified Ti:sapphire laser at 800 nm

<sup>\*</sup> zhizhong.yan@mq.edu.au

<sup>†</sup> Currently with the State Key Laboratory of Information Photonics and Optical Communications, Beijing University of Posts and Telecommunications (BUPT); and the School of Ethnic Minority Education, BUPT, 10 Xitucheng Road, Beijing, China 100876.

<sup>‡</sup> michael.steel@mq.edu.au

(repetition rate 1 kHz, pulse duration 120 fs). The laser beam was circularly polarized and focused into the glass with a  $20\times$  (NA 0.46) microscope objective at a depth of  $170\text{ }\mu\text{m}$  below the surface. A slit was placed in the beam path to produce waveguides with a circular cross section [23]. For the central waveguides, eight writing passes were used to achieve the lowest propagation losses, with a pulse energy of  $1.1\text{ }\mu\text{J}$ . The total length of the central waveguide was 30 mm. Similar writing conditions were used for the stress side tracks, except that no slit was used and the pulse energy for the stress tracks was  $0.3\text{ }\mu\text{J}$ , much lower than that for writing the waveguides, while three writing passes were applied.

The two stress tracks were positioned  $16\text{ }\mu\text{m}$  either side of the central waveguide. The stress tracks begin and end 2 mm in from the input and output facets, so that the total effective length of the region with enhanced birefringence is 26 mm. The propagation loss was measured by transmission measurements at three wavelengths, subtracting estimates of the coupling loss obtained from mode profile measurements. The measured losses were  $0.29\text{ dB/cm}$  ( $\lambda = 808\text{ nm}$ ),  $0.21\text{ dB/cm}$  ( $980\text{ nm}$ ) and  $2.9\text{ dB/cm}$  ( $1550\text{ nm}$ ), where the much larger loss at the longer wavelength is attributed to the more extended mode field interacting strongly with the stress field.

As the precise stress field and consequent effects of the stress tracks is difficult to model, we conducted a series of classical measurements to learn as much as possible about the phase matching conditions in our device before proceeding to quantum measurements. We first measured mode field diameters (MFDs) and polarization rotations to obtain a rough estimate of the birefringence; then refined this approximation with classical FWM measurements. Figure 1 shows MFD measurements at four wavelengths. The solid line is a fit to the MFD as a function of  $V$ -number [24] approximating the waveguide as a step-index device. Identifying an effective waveguide diameter of  $6.1\text{ }\mu\text{m}$  (consistent with the DIC microscope measurement as shown in the inset to Fig. 1), we extract an estimate of the peak refractive index change in the central waveguide as  $4 \times 10^{-3}$ . Based on these measurements and silica material dispersion [25], we can calculate the expected phase-matching curves as a function of the pump laser wavelength for several possible values of birefringence (see Fig. 2). The vertical line indicates the phase-matched signal and idler wavelengths if the pump is at  $957\text{ nm}$ .

To obtain an estimate of the birefringence, as the expected beat length is on the mm scale, we took polarization rotation measurements at a range of wavelengths centered at  $960\text{ nm}$ . Simple analysis [7] then indicates a birefringence value of order  $1.8 \pm 0.3 \times 10^{-4}$  with the slow axis in the vertical direction (perpendicular to the line joining the side-stress features). To verify this measurement we performed a classical four wave mixing experiment using a tunable femtosecond Ti:Sapphire laser (Coherent Chameleon,  $80\text{ MHz}$  repetition rate,  $140\text{ fs}$  pulse width) to pump the FLDW waveguide. The in-

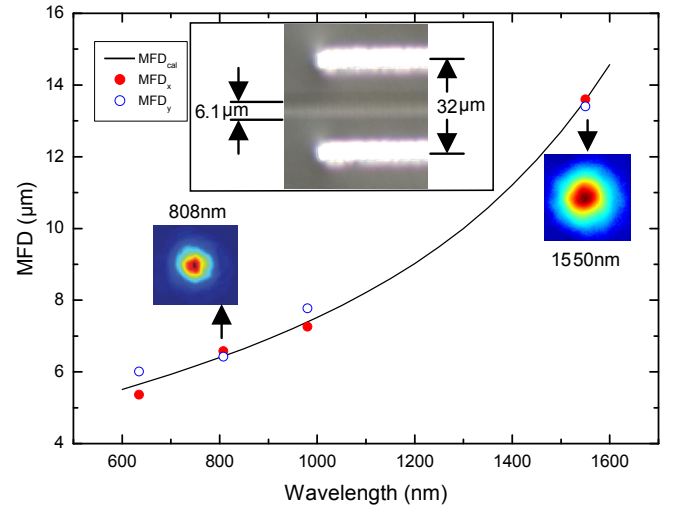


FIG. 1. Measured MFD at four wavelengths (635 nm, 980 nm and 1550 nm) in horizontal ( $MFD_x$ ) and vertical ( $MFD_y$ ) directions. Mode profile images are shown for 808 nm and 1550 nm, respectively. The solid curve is a fit to the MFD based on a step-index approximation for the waveguide. The larger inset shows a differential interference contrast (DIC) microscopy image of the waveguide seen from above.

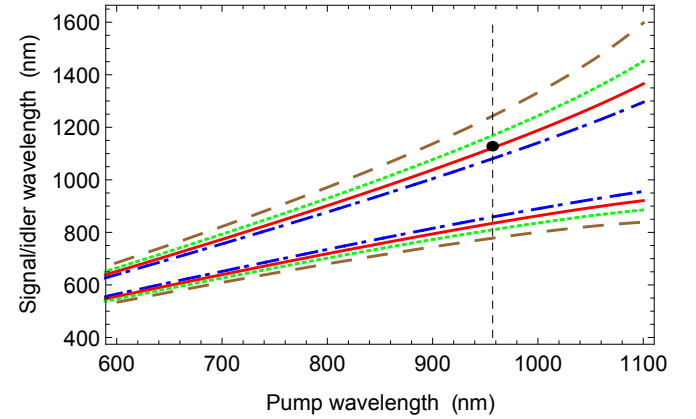


FIG. 2. Phase-matching curves under cross-polarisation conditions of a fused silica FLDW waveguide for the same dimensions in Fig. 1, with birefringence values of  $1.0 \times 10^{-4}$  (blue, dash-dot line),  $1.64 \times 10^{-4}$  (red, solid line),  $2.5 \times 10^{-4}$  (green, dot line), and  $4.0 \times 10^{-4}$  (brown, dash line). The dashed line and dots indicate the operating parameters for the quantum characterization, with the black dot marking the idler wavelength for a birefringence of  $1.64 \times 10^{-4}$ .

cident pump power at the waveguide facet was above  $500\text{ mW}$  at the wavelengths near  $800\text{ nm}$ . A continuous wave diode laser with wavelength fixed at  $976\text{ nm}$  was applied to seed the idler (long-wavelength) channel. The pump was launched with vertical polarisation and the seed laser with horizontal polarization with the input beams combined on a polarisation beam splitter cube. The signal power spectrum at the output was collected by an optical spectrum analyser (OSA) after polarisation fil-

tering to remove the strong pump power, followed by two short pass filters at 750 nm (cut-off suppression > 50 dB each). Due to the short waveguide length, the phase matching condition permitted a continuously observable signal spectrum above the noise level (-85 dBm) of the OSA over a pump tuning range of 838 nm to 848 nm. In the test, we also switched off the pump and seed lasers separately to confirm the FWM origin of the signal. By monitoring the power in the signal band around 737 nm, we extracted a birefringence in a range from  $1.9 \times 10^{-4}$  to  $2.13 \times 10^{-4}$ , and verified the earlier identification of the vertical axis as the slow axis.

In developing the correlated photon pair source, our goal was to push the idler band as far as possible into the infrared entering the sensitivity regime of InGaAs single photon detectors (SPDs). In this work, we used a free-running InGaAs SPD (id-Quantique id-220). At the same time we wished to keep the signal photons in the detection band of silicon APD detectors. This was achieved by a shift in the pump wavelength into a range around 950 nm, which raises the question of whether the level of birefringence will be maintained with longer wavelength operation. Form birefringence, which is dominated by the regions of most rapid index change, is commonly relatively independent of wavelength. However, in our case the birefringence derives from the spatial sampling by the optical mode of the stress field around the central waveguide and the wavelength dependence of the mode area (see Fig. 1) is likely to vary this sampling and alter the birefringence. Unfortunately, the longer pump wavelength leads to significantly reduced available power (<150 mW) which was insufficient to observe a classical FWM signal with the OSA. Nevertheless, our classical characterization was good enough to direct us to the correct wavelength ranges for observing spontaneous four wave mixing.

In the SFWM process, the expected photon pair rate is proportional to  $\Delta\nu (\gamma P_0 L_{\text{eff}})^2 \text{sinc}^2(\Delta k L_{\text{eff}}/2)$  where  $P_0$  is the pump power, and  $L_{\text{eff}}$  is the effective length that is limited by the propagation loss in the FLDW waveguide. The phase-matching term  $\Delta k = 2k_p - k_i - k_s + \frac{2}{3}\gamma P_0$  is the same form as arises in the classical case, while  $\Delta\nu$  is the effective bandwidth of the photon collection optics, here set by the 3 nm bandpass filter (BPF) in the signal arm.

Keeping the pump power  $P_0$  constant at 100 mW, we let the pump wavelength vary, and monitored the singles count rate for the signal channel at 830 nm. This rate is expected to be modulated by the phase-matching conditions as the pump is tuned. The measured signal counts are shown as a function of the pump wavelength in Fig. 3 for two sample waveguides (solid lines). The maximum count rate for the first waveguide (#1) occurred at  $\lambda_p = 957$  nm. For completeness, a second waveguide (#2) was also analysed. In this case the maximum count rate occurred at  $\lambda_p = 958$  nm implying excellent reproducibility of the fabrication process, which promises generation of highly indistinguishable heralded

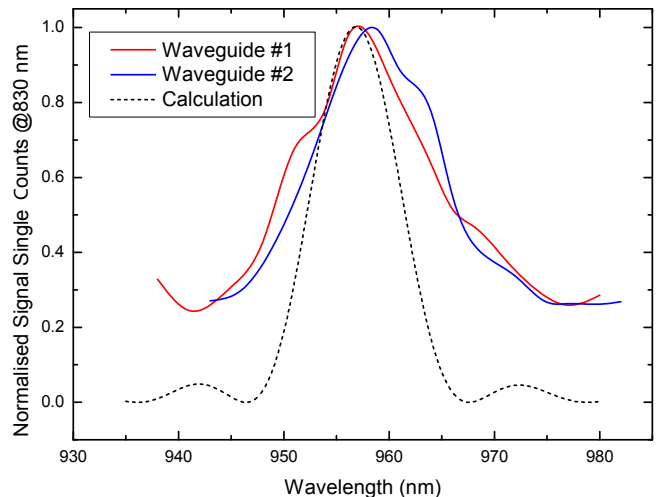


FIG. 3. Normalized signal singles counts (at 830 nm) as a function of pump wavelength in the SFWM regime. The dashed curve shows the numerical calculation of the expected normalised rate  $\text{sinc}^2(\Delta k L_{\text{eff}}/2)$  for a birefringence of  $1.64 \times 10^{-4}$ . The maximum value for waveguide (#1) is 977 CPS/mW, waveguide (#2) is 966 CPS/mW, both at 100 mW pump power.

photons [26]. The dashed curve shows a calculation of the expected  $\text{sinc}^2(\Delta k L_{\text{eff}}/2)$  tuning curve based on the silica Sellmeier dispersion formula [25]; in this wavelength range, the waveguide contribution to the dispersion is negligible. Based on the calculations in Fig. 2, we find that the effective birefringence of the waveguide for this pump band is  $\sim 1.64 \times 10^{-4}$ , consistent with the classical estimates. For the peak generation at  $\lambda_p = 957$  nm, the 830 nm signal photon corresponds to an idler photon wavelength of  $\lambda_i = 1130$  nm.

We then proceeded to characterize the single photon count rates and correlations between the signal and idler photons using the setup shown in Fig. 4. A narrow BPF (Semrock, centre wavelength = 830 nm, full width half maximum (FWHM) = 3 nm) was used for filtering the signal photons. To suppress the strong pump power, a short pass filter (850 nm cut-off) was also inserted before the detector collection optics. In addition, a Glan-laser calcite polarizer acting as a polarisation filter blocked the vertically polarised pump with an additional attenuation exceeding 30 dB.

The detector for the signal arm is a silicon APD from Excelitas (SPCM-AQ4C), with an estimated efficiency at 830 nm of  $\sim 40\%$ . The detector for the idler arm is an InGaAs infrared free-running single photon detector (id-Quantique id-220, with detection efficiency set to 20% and 10  $\mu$ s dead time). Due to the long dead time of the detector, the single photon counts in Fig. 5 (a) exhibits a linear dependence on the pump power. This is contrasted with the quadratic relationship for the signal arm which is detected by the silicon APD whose dead time is only 50 ns. Fig. 5 (b) shows the detected pairs by one silicon

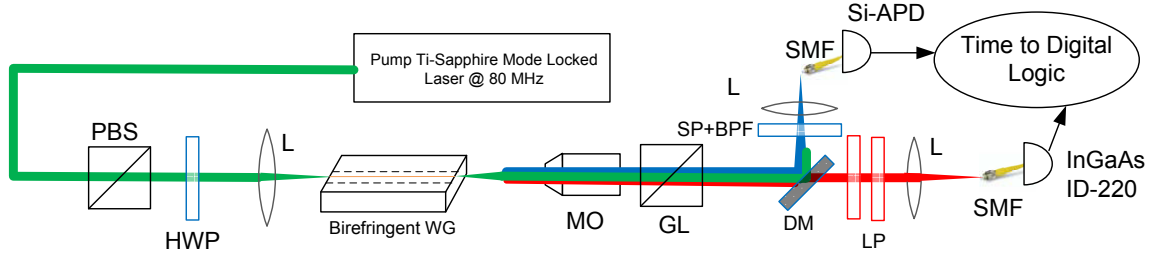


FIG. 4. Diagram of the SFWM characterisation setup. MO: Microscope Objective, DM: Dichroic mirror, SMF: Single mode fibre, BPF: Bandpass filter, L: Aspherical lens, LP: Long pass filter, SP: Short pass filter, PBS: Polarisation beam splitter, HWP: Half wave plate, GL: Glan-Laser Calcite Polarizer. The 50:50 fiber coupler (FC) (not shown) is used to measure the unheralded second order coherence functions.

APD for signal photons and one InGaAs free-running detector (8% detector efficiency at 1130 nm) for idler photons. The optical coupling efficiencies are 11% and 2% in the idler arm and signal arm, respectively. Taking into account these losses, we estimate the internal pair generation rate to be  $\approx 5.05 \times 10^6$  per second at 135 mW pump power.

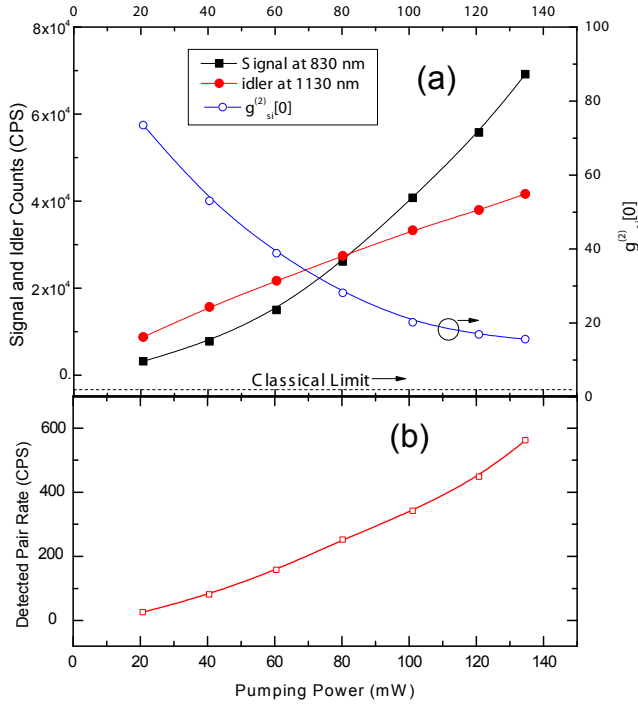


FIG. 5. (a) Left y-axis is the measured counts from the signal (830 nm) and idler (1130 nm) arms. The right y-axis is the cross-second order coherence function. The dash line is the classical limit. The pump is operated with a 957 nm central wavelength and a 10 nm bandwidth. (b) The pair counting rate.

To confirm the non-classical nature of the nonlinear optical process, we test the photon correlations through unheralded second order correlation function measurements [21]. Non-classical correlations are indicated by the violation of the Cauchy-Schwarz inequality

$(g_{si}^{(2)}[0])^2 \leq g_{ss}^{(2)}[0] \cdot g_{ii}^{(2)}[0]$ , where  $g_{ss}^{(2)}[0]$ ,  $g_{ii}^{(2)}[0]$ ,  $g_{si}^{(2)}[0]$  are the two self and one cross second order correlation functions.

The unheralded  $g_{ss}^{(2)}[0]$  in the signal arm is obtained after polarisation filtering and spectral filtering (830/3 nm) to be  $1.93 \pm 0.14$  at 135 mW pump power. This indicates that the single photons of the signal arm has a Schmidt mode purity of 93%. The idler photon has much broader bandwidth. The specific idler wavelength also limits the choice of suitable bandpass filter. The unheralded  $g_{ii}^{(2)}[0]$  is measured to be  $1.21 \pm 0.50$  under this condition. Both  $g_{ss}^{(2)}[0]$  and  $g_{ii}^{(2)}[0]$  were measured by coupling the signal/idler arm photons into a 50:50 fibre coupler individually.

The cross second order correlation  $g_{si}^{(2)}[0]$  at the same pump power is  $16.49 \pm 0.43$ . Thus the violation of the Cauchy-Schwarz inequality is more than 26 standard deviations at the highest pump power level. Alternatively, the classical limit shown as the dashed line intersecting the right y-axis in Fig. 5 (a) was obtained because no unheralded  $g_{ss(ii)}^{(2)}[0]$  can be greater than 2. From the plot, one can also conclude that the violation of the inequality holds for the entire range of pump powers.

The strong violation of the Cauchy-Schwarz inequality has confirmed that the SFWM result is within the quantum mechanical regime. The experimental SFWM result has demonstrated over 300 nm signal and idler separation. By adding stress tracks on both sides of a very low form birefringence waveguide, the source promises seamless integration with the photonic circuits on the same chip. The solution in this work provides opportunities not only for realising telecom band idler photons while keeping signal photons in the efficient APD detection wavelength regime; but also for paving the critical way for monolithic photon generation and quantum states preparation on FLDW glass chips.

This research was supported by the ARC Centre of Excellence for Ultrahigh bandwidth Devices for Optical Systems (project number CE110001018) and was performed in part at the OptoFab node of the Australian National Fabrication Facility utilizing Commonwealth as well as NSW and SA State Government funding.

- 
- [1] K. Davis, K. Miura, N. Sugimoto, and K. Hirao, *Optics Letters* **21**, 1729 (1996).
  - [2] R. R. Gattass and E. Mazur, *Nature Photonics* **2**, 219 (2008).
  - [3] M. Ams, G. D. Marshall, P. Dekker, J. A. Piper, and M. J. Withford, *Laser and Photonics Reviews* **3**, 535 (2009).
  - [4] M. Ams, D. J. Little, and M. J. Withford, in *Laser Growth and Processing of Photonic Devices*, edited by N. Vainos (Woodhead, Cambridge, 2012) Chap. 10.
  - [5] T. Meany, M. Gräfe, R. Heilmann, A. Perez-Leija, S. Gross, M. J. Steel, M. J. Withford, and A. Szameit, *Laser and Photonics Reviews* **22**, 1 (2015).
  - [6] G. Marshall, A. Politi, J. Matthews, P. Dekker, M. Ams, M. Withford, and J. O'Brien, *Optics Express* **17**, 12546 (2009).
  - [7] L. Sansoni, F. Sciarrino, G. Vallone, P. Mataloni, A. Crespi, R. Ramponi, and R. Osellame, *Physical Review Letters* **105**, 200503:1 (2010).
  - [8] J. O. Owens, M. A. Broome, D. N. Biggerstaff, M. E. Goggin, A. Fedrizzi, T. Linjordet, M. Ams, G. D. Marshall, J. Twamley, M. J. Withford, and A. G. White, *New Journal of Physics* **13**, 075003 (2011).
  - [9] M. Tillmann, B. Dakić, R. Heilmann, S. Nolte, A. Szameit, and P. Walther, *Nature Photonics* **7**, 540 (2013).
  - [10] A. Crespi, R. Osellame, R. Ramponi, D. J. Brod, E. F. Galvão, N. Spagnolo, C. Vitelli, E. Maiorino, P. Mataloni, and F. Sciarrino, *Nature Photonics* **7**, 545 (2013).
  - [11] M. Gräfe, R. Heilmann, A. Perez-Leija, R. Keil, F. Dreisow, M. Heinrich, H. Moya-Cessa, S. Nolte, D. N. Christodoulides, and A. Szameit, *Nat Photon* **8**, 791 (2014).
  - [12] T. Meany, M. Delanty, S. Gross, G. D. Marshall, M. J. Steel, and M. J. Withford, *Optics Express* **20**, 26895 (2012).
  - [13] N. Spagnolo, L. Aparo, C. Vitelli, A. Crespi, R. Ramponi, R. Osellame, P. Mataloni, and F. Sciarrino, *Scientific Reports* **2**, 862 (2012).
  - [14] Z. Chaboyer, T. Meany, L. G. Helt, M. J. Withford, and M. J. Steel, *Scientific Reports* **5**, 9601 (2015).
  - [15] A. S. Clark, L. G. Helt, M. J. Collins, C. Xiong, K. Srinivasan, B. J. Eggleton, and M. J. Steel, in *All-Optical Signal Processing*, edited by S. Wabnitz and B. Eggleton (Springer, 2016) Chap. 12.
  - [16] D. Blömer, A. Szameit, F. Dreisow, T. Schreiber, S. Nolte, and A. Tünnermann, *Optics express* **14**, 2151 (2006).
  - [17] N. D. Psaila, R. R. Thomson, H. T. Bookey, S. Shen, N. Chiodo, R. Osellame, G. Cerullo, A. Jha, and A. K. Kar, *Optics Express* **15**, 15776 (2007).
  - [18] B. Fang, O. Cohen, J. B. Moreno, and V. O. Lorenz, *Optics Express* **21**, 2707 (2013).
  - [19] B. Fang, O. Cohen, and V. O. Lorenz, *Journal of the Optical Society of America B* **31**, 277 (2014).
  - [20] A. McMillan, Y.-P. Huang, B. Bell, A. Clark, P. Kumar, and J. Rarity, in *Single-Photon Generation and Detection—Physics and Applications*, edited by A. Migdall, S. Polyakov, J. Fan, and J. Bienfang (Academic, Waltham, Massachusetts, 2013) Chap. 12, pp. 411–465.
  - [21] J. B. Spring, P. S. Salter, B. J. Metcalf, P. C. Humphreys, M. Moore, N. Thomas-Peter, M. Barbieri, X.-M. Jin, N. K. Langford, W. S. Kolthammer, M. J. Booth, and I. A. Walmsley, *Optics Express* **21**, 13522 (2013).
  - [22] L. A. Fernandes, J. R. Grenier, P. R. Herman, J. S. Aitchison, and P. V. S. Marques, *Optics Express* **20**, 24103 (2012).
  - [23] M. Ams, G. Marshall, D. Spence, and M. J. Withford, *Optics express* **13**, 5676 (2005).
  - [24] D. Marcuse, *Bell System Technical Journal* **56**, 703 (1977).
  - [25] [http://refractiveindex.info/?shelf=glass&book=fused\\_silica&page=Malitson](http://refractiveindex.info/?shelf=glass&book=fused_silica&page=Malitson).
  - [26] J. B. Spring, P. Salter, P. Mennea, B. Metcalf, P. C. Humphreys, M. Moore, J. C. Gates, N. Thomas-Peter, M. Barbieri, X.-M. Jin, N. K. Langford, S. W. Kolthammer, P. G. Smith, M. Booth, B. J. Smith, and I. A. Walmsley, *Research in Optical Sciences: Quantum Information and Measurement (QIM)* **1**, QW1B.6 (2014).