

Reconstruction of Chirp Mass in the Search of Compact Binaries

V. Tiwari,¹ S. Klimentko,¹ V. Necula,¹ and G. Mitselmakher¹

¹University of Florida, P.O.Box 118440, Gainesville, Florida, 32611, USA

(Dated: June 6, 2022)

Excess energy method is used in searches of gravitational waves (GWs) produced from sources with poorly modeled characteristics. It identifies GW events by searching for coincidence appearance of excess energy in a GW detector network. While it is sensitive to a wide range of signal morphologies, the energy outliers in signal amplitude can be populated by background noise induced events (background), thereby reducing the statistical confidence of a true signal. However, if the spectral characteristics of the source is partially understood, weak model dependent constraints can be imposed to suppress the background. This letter presents a novel idea of using the reconstructed chirp mass along with two goodness of fit parameters for suppressing background when search is focused on GW produced from the compact binary coalescence.

PACS numbers: 95.85.Sz, 04.80.Nn

I. INTRODUCTION

Laser Interferometer Gravitational-Wave Observatory (LIGO) is a large-scale physics experiment targeting the first direct detection and study of gravitational waves from astrophysical sources. Two LIGO detectors in Livingston, LA and Hanford, WA have been upgraded to increase their sensitivity by an order of magnitude and started to take data in September 2015.

LIGO was designed so that its data could be searched for GWs from many different sources [1]. Data is searched by using matched filtering technique when GW waveforms of the source can be modeled. Furthermore, if source model is not understood or it is computationally or scientifically challenging to model waveforms, excess energy method (aka ‘burst method’) is used in the analysis. Burst method has been used to conduct multiple searches in the past, some of these are discussed in [2–4]. This method identify GW events by searching for coincidence appearance of excess energy in a network of GW detectors. The parameter space for these searches are not constrained, because of their “*eyes wide open approach*”, which allows for the detection of many types of signals. On the other hand, these methods greatly suffer from background noises because they readily admit background induced events. Nevertheless, background can be suppressed by providing search a discriminating power. This can be done by the application of weak model based constraints.

In the presented letter we describe the event selection criteria based on the reconstructed chirp mass (addressed as chirp cut from henceforth) in a burst search for compact binary coalescence (CBC) sources. Reconstructed chirp mass along with two goodness of fit parameters is shown to greatly suppresses the background while keeping the robustness of the search intact. This letter is organized as follows: In Section II we describe the algorithm used for the reconstruction of the chirp mass; in Section III we discuss the application of the algorithm; results are discussed in Section IV and paper is concluded in Section V.

II. ALGORITHM

The frequency evolution of GW from a coalescing binary is given by Equation 2.1

$$\dot{f} = \frac{96}{5}\pi^{8/3} \left(\frac{GM_c}{c^3}\right)^{5/3} f^{11/3}, \quad (2.1)$$

where $M_c = (m_1 m_2)^{3/5} / (m_1 + m_2)^{1/5}$ is the chirp mass of the binary with component masses m_1 and m_2 , G is the gravitational constant, and c is the speed of light [5]. Integrating Equation 2.1 with respect to time gives,

$$\frac{96}{5}\pi^{8/3} \left(\frac{GM_c}{c^3}\right)^{5/3} t + \frac{3}{8}f^{-8/3} + C = 0, \quad (2.2)$$

where C is the constant of integration. Furthermore, on identifying $x \equiv t$ and $y \equiv \frac{3}{8}f^{-8/3}$, the chirp mass can be calculated from the slope of the line fitted through the data points.

In our case, line fitting is performed on a collection of time-frequency (TF) pixels extracted from an excess energy event appearing in the detector network data. The center of the pixels are promoted as the data points by including dimension of the pixels (Δf and Δt) in the χ^2 , defined as:

$$\chi^2 \equiv \sum_i \frac{(y_i - b(x_i - x_0))^2}{\Delta F_i^2 + b^2 \Delta t_i^2}, \quad (2.3)$$

where $\Delta F_i = -f_i^{-11/3} \Delta f$, $b = (96/5)\pi^{8/3} (GM_c/c^3)^{5/3}$ and $x_0 = C/b$. The value of χ^2 measures the quality of the fitted line, which has the slope b and the intercept C . First the line of the best fit is estimated by maximizing the number of data points which intersect with the line. If a data point has a χ^2 value of less than 2, it is counted towards the intersecting points. The value 2 has been hand picked. A larger value will increase the number of intersecting data points as it will also consider distant data points and hence may not achieve a

good fit. A smaller value may try to fit a line through a region densely packed with data points and may fit line through just the merger stage of the waveform.

Once the fitting pixel set is defined, the line of the best fit is obtained by minimizing the χ^2 value and the chirp mass is calculated from the slope b . The χ^2 in Equation 2.3 is not normalized, as ΔF and Δt are not statistical errors but the uncertainties in time and frequency. Hence, it cannot be used to estimate error in the reconstructed chirp mass. Alternatively, the goodness of fit is assessed by analyzing if an event has a chirp like structure. This is quantified using two parameters, 1) energy fraction (F) = the energy of all pixels intersected by the line divided by the total energy of the event. 2) ellipticity (e) = $1 - \chi^2/\chi_{\perp}^2$, where χ_{\perp}^2 corresponds to the line orthogonal to the line of best fit. The maximum possible value of both the parameters is 1 and a chirping GW signal is expected to have F and e close to unity. To impose a chirping signal criteria, only events crossing certain thresholds on reconstructed chirp mass, F and e are admitted for further investigation.

III. APPLICATION OF THE CHIRP CUT

Chirp cut was tested on the data collected by the LIGO and the Virgo detectors from the S6A-VSR2 run. The excess power events were identified with the coherent waveburst algorithm and background was estimated by performing the time-shift analysis i.e. events were identified after data from two detectors were shifted to remove the possibility of coincident GW signal [6]. The sensitivity of the analysis to simulated CBC waveforms was estimated with Monte Carlo simulations by using waveforms from the EOBNRv2 family with a uniform distribution of chirp mass from $4.35 M_{\odot}$ to $21.76 M_{\odot}$ [4]. Only events identified with a signal-to-noise ratio (SNR) of 6 or more were considered for further processing.

The background events are unlikely to have a chirp structure. In fact for an event with data points randomly distributed on the TF map, the reconstructed chirp mass will be close to zero. Hence, the first cut is applied to the reconstructed chirp mass. Figure 1 plots the distribution of reconstructed chirp mass for simulated signals (injections) and background events. A large fraction of the background events have a reconstructed chirp mass value of less than one solar mass. Setting a threshold of $M_c = 1$ on the reconstructed chirp mass value removes a large fraction of background events while the number of injection removed from this cut is negligible.

Events comprised of small number of data points may have a large value of reconstructed chirp mass. Such events can be vetoed by using their ellipticity. A chirping signal is expected to have e close to unity, while background events are expected to have value close to 0. Figure 2 plots the distribution of ellipticity for the injections and background events. The ellipticity threshold of $e = .8$ has been used to produce the results presented

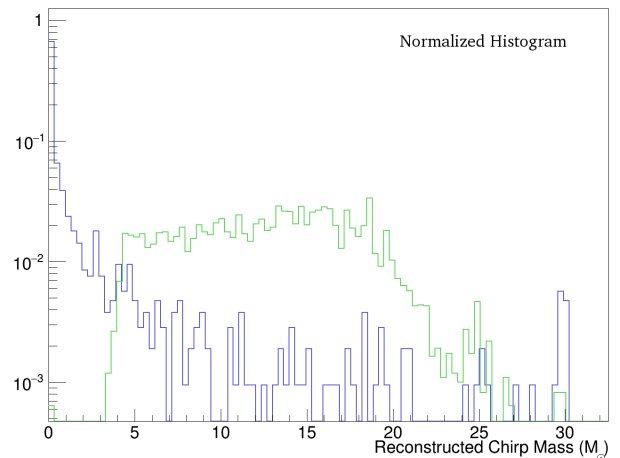


FIG. 1. Green histogram corresponds to reconstructed chirp mass values for the EOBNRv2 injections. The injections cover a chirp mass range from $4.35 M_{\odot}$ to $21.76 M_{\odot}$. Blue histogram corresponds to reconstructed chirp mass of background events for the same data. Most of the background events have been reconstructed with a chirp mass value of less than one solar mass. To make comparison easier, histograms have been normalized such that total number of events in a histogram is one.

in this letter.

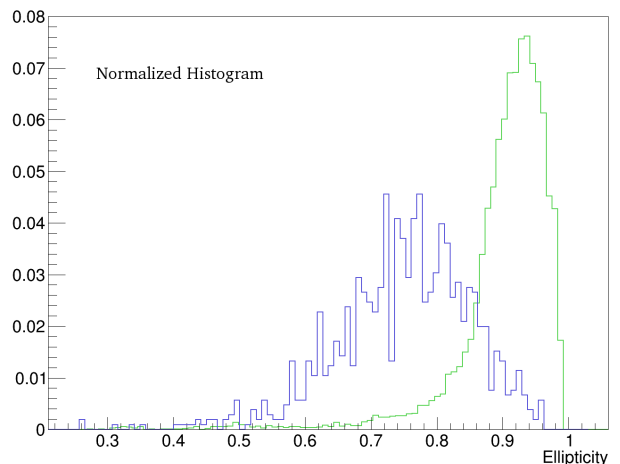


FIG. 2. Green histogram corresponds to the ellipticity distribution for injections and blue histogram corresponds to the ellipticity distribution for background events.

Background events may have a large value of reconstructed chirp mass as well as ellipticity when number of data points in the event are large. Such events can be removed by using their energy fraction value. Events with small number of data points are not penalized by applying the cut on the energy fraction statistics weighted by \log_{10} (number of data points in the event). Figure 3 plots the distribution of weighted energy fraction for in-

jections and background events. The energy fraction threshold $F = 1.3$ has been used in the results presented in this letter.

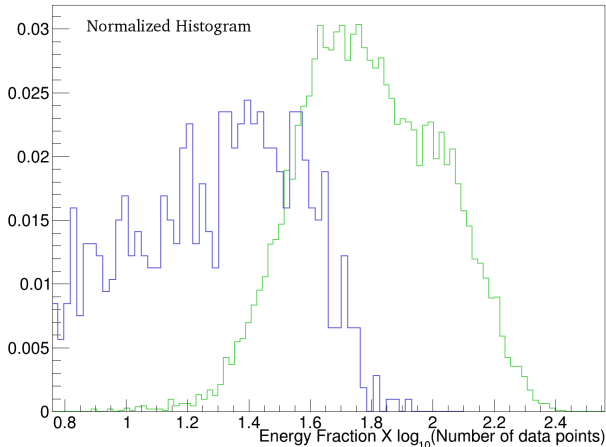


FIG. 3. Green histogram corresponds to the energy fraction distribution (weighted by log of number of data points in an event) of EOBNRv2 injections made on the LHV S6A data. The injections cover a chirp mass range from $4.35 M_{\odot}$ to $21.76 M_{\odot}$. Blue histogram corresponds to the reconstructed chirp mass of background events.

IV. RESULTS

Figure 4 plots the injected vs reconstructed chirp mass of all the recovered events. Reconstructed chirp mass is within a few percent of the injected chirp mass. The curve begins to flatten ($20 M_{\odot}$ and onwards) for higher values of injected chirp mass primarily because the inspiral stage becomes covered by the seismic noise affecting the detector.

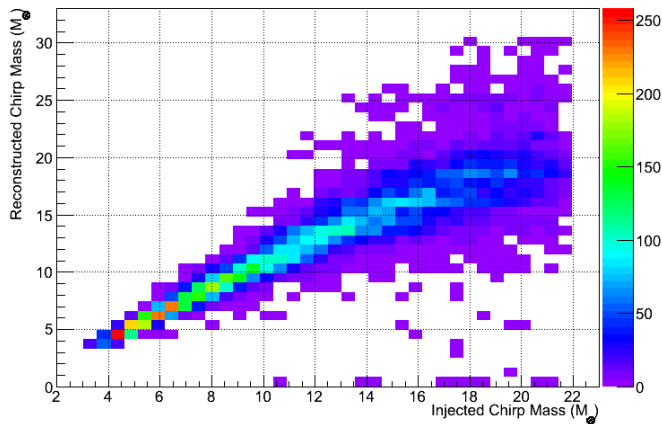


FIG. 4. Plot shows the distribution of reconstructed vs injected chirp mass for the recovered injections. Recovered chirp mass is within few percent of the injected chirp mass.

The primary objective of the chirp cut is to reduce the background while not affecting the search sensitivity. This is shown in histogram 5, which plots the SNR distribution of the background events before and after the application of the chirp cut. There is a significant reduction in the number of background events (approximately two orders of magnitude) and the outliers have also been removed. Moreover, the sensitivity of the search remained mostly unchanged as shown in figure figure 6. It plots the visible volume of the search before and after the application of chirp cut. The loss in visible volume is negligible, indicating that most of the recovered injections were admitted by the chirp cut.

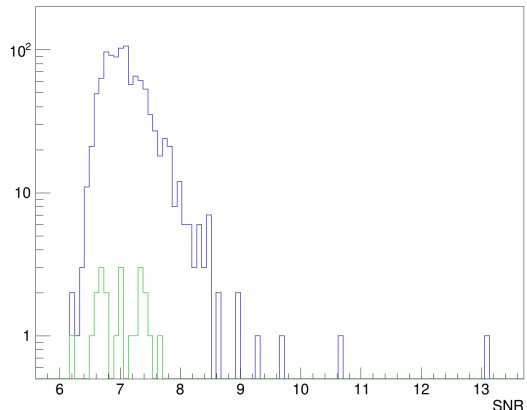


FIG. 5. Plot shows the distribution of background events before and after the application of chirp cut. Blue histogram shows the SNR distribution of the events obtained from the time-shift analysis and the event that survive the chirp cut are shown by the green histogram.

V. CONCLUSION

The chirp cut is a powerful tool to reduce background without using the CBC template analysis, which requires knowledge of the exact source model. The algorithm admits only events with chirping T-F signature resulting in background reduction by two orders of magnitude. Other than the overall reduction of the background, algorithm also succeeds in removing most of the outliers. On the other hand it does not compromise the search sensitivity for the CBC sources, therefore its application will boost the statistical confidence of these sources. So far stellar mass CBC sources have been searched with matched filtering methods using simulated waveforms of binaries on circular orbits. However, it has been shown that these methods are sub-optimal for sources such as eccentric binaries, intermediate mass-ratio coalescence or extreme cases of precessing binaries[7–9]. A matched filtering search can be setup for these sources but it will

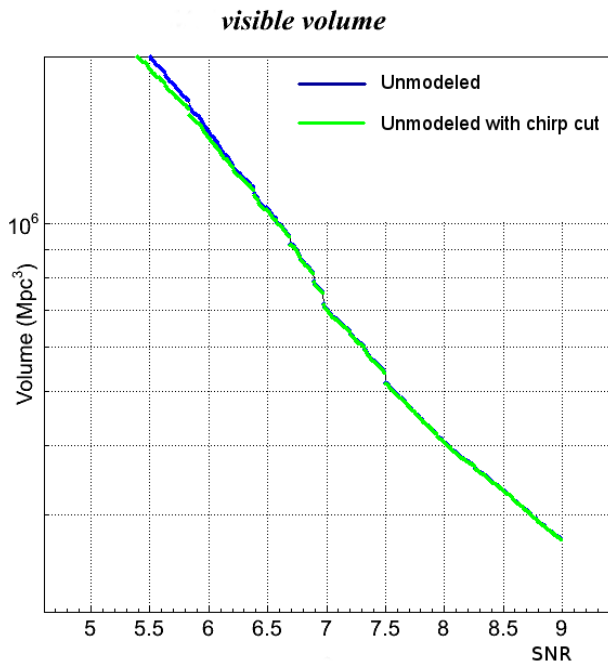


FIG. 6. Visible volume as a function of SNR. The visible volumes are calculated in terms of EOBNRv2 waveforms and averaged over the tested parameter space. Blue curve is obtained by considering all the recovered injections and green curve is obtained from the recovered injections surviving the chirp cut. The loss in sensitivity is negligible.

be computationally and scientifically challenging. Burst search, being mostly insensitive to phase of the waveform, combined with chirp cut is an ideal choice for these sources. Chirp cut has been employed in the current eccentric binary search. Search has been conducted on the data obtained from the LIGO/Virgo detectors using the coherent waveburst algorithm[10].

The strength of chirp cut lies in its simple application. Algorithm is not computationally intensive and does not require separate computational infrastructure when implemented in a search. Reconstructed chirp mass, ellipticity and energy fraction can be estimated during an unmodeled all-sky burst search and the chirp cut can be imposed once all the excess energy events have been identified. CBC signals are expected to last multiple seconds for the sensitivity of advanced detectors. We expect chirp cut to be an effective tool in search of GWs from CBC sources.

REFERENCES

-
- [1] B.P. Abbott et al (LIGO Scientific Collaboration), LIGO: the Laser Interferometer Gravitational-Wave Observatory, Rep Prog. Phys. 72 076901/1-25 (2009).
 - [2] LIGO-Virgo Collaboration, Search for gravitational-wave bursts in the first year of the fifth LIGO science run, Phys. Rev. D 80, 102001, 2009.
 - [3] LIGO-Virgo Collaboration, All-sky search for gravitational-wave bursts in the second joint LIGO-Virgo run, Phys. Rev. D 85, 122007, 2012.
 - [4] LIGO-Virgo Collaboration, Search for gravitational waves from intermediate mass binary black holes, Phys. Rev. D 85, 102004, 2012.
 - [5] J.D.E. Creighton and W.G. Anderson, Gravitational-Wave Physics and Astronomy: An Introduction to Theory, Experiment and Data Analysis, Wiley publishing, ISBN-13: 978-3527408863 (2007).
 - [6] S. Klimenko, I. Yakushin, A. Mercer, and G. Mitsel-makher. Coherent algorithm for detection of gravitational wave bursts, Class. Quant. Grav. 25, 114029 (2008).
 - [7] D.A. Brown and P.J. Zimmerman, The effect of eccentricity on searches for gravitational-waves from coalescing compact binaries in ground-based detectors, Phys. Rev. D 81, 024007 (2010).
 - [8] I.W. Harry et al, Investigating the effect of precession on searches for neutron-star-black-hole binaries with Advanced LIGO, Phys. Rev. D 89, 024010 (2014).
 - [9] R.J.E. Smith, I. Mandel and A. Vecchio, Studies of waveform requirements for intermediate mass-ratio coalescence searches with advanced gravitational-wave detectors, Phys. Rev. D 88, 044010 (2013).
 - [10] V. Tiwari, Search of Gravitational Waves from Eccentric Binary Black Holes, LIGO Document, P1500017, 2015.