

# Asymptotically tight bounds for inefficiency in risk-averse selfish routing

Thanasis Liancas<sup>1</sup>, Evdokia Nikolova<sup>1</sup>, and Nicolas E. Stier-Moses<sup>2</sup>

<sup>1</sup> University of Texas at Austin

<sup>2</sup> Universidad Torcuato Di Tella

**Abstract.** We consider a nonatomic selfish routing model with independent stochastic travel times, represented by mean and variance latency functions for each edge that depend on their flows. In an effort to decouple the effect of risk-averse player preferences from selfish behavior on the degradation of system performance, Nikolova and Stier-Moses [16] defined the concept of the *price of risk aversion* as the worst-case ratio of the cost of an equilibrium with risk-averse players (who seek risk-minimizing paths, for an appropriate definition of risk) and that of an equilibrium with risk-neutral users (who minimize the mean travel time of a path). For risk-averse users who seek to minimize the mean plus variance of travel time on a path, they proved an upper bound on the price of risk aversion, which is independent of the mean and variance latency functions, and grows linearly with the size of the graph and players' risk-aversion.

In this follow-up paper, we provide a matching lower bound for graphs with number of vertices equal to powers of two, via the construction of a graph family inductively generated from the Braess graph. In contrast to these *topological* bounds that depend on the topology of the network, we also provide conceptually different bounds, which we call *functional*. These bounds depend on the class of mean latency functions that are allowed and provide characterizations that are independent of the network topology. The functional upper bound was first derived by Meir and Parkes [10] in a different context with different techniques; we offer a simpler, direct proof that is inspired by a classic proof technique using variational inequalities [7]. We also supplement the upper bound with a new asymptotically-tight lower bound, derived from the same graph construction as the topological lower bound. Thus, we offer a conceptually new perspective and understanding of both this and classic congestion game settings in terms of the *functional* versus *topological* view of efficiency loss.

Our third contribution is a tight bound on the price of risk aversion for a family of graphs that generalize series-parallel graphs and the Braess graph. That bound applies to both users minimizing the mean plus variance (mean-var) of a path, as well as to users minimizing the mean plus standard deviation (mean-stdev) of a path—a much more complex model of risk-aversion due to the cost of a path being non-additive over edge costs. This is a refinement of previous results in [16] that characterized the price of risk-aversion for series-parallel graphs and for the Braess graph. The main question left open is to upper bound the price of risk-aversion in the mean-stdev model for general graphs; our lower bounds apply to both the mean-var and the mean-stdev models.

## 1 Introduction

One of the key challenges of making optimal routing decisions is the phenomenon of congestion: the fact that the travel time along a link increases with the number of users on that link. Thus, a user deciding on her optimal route needs to take into account the routing decisions of other users in the network. Networks subject to congestion lead to significant tensions between the local goals of users to minimize their travel times and the global goal of the network planner to minimize the total travel time of all users. The challenge was investigated in the early work of Wardrop [23] and Beckmann et al. [2] by formalizing congestion effects into a game theoretic model of routing and by defining and analyzing the traffic assignments or flows resulting from the two conflicting goals, known as the Wardrop equilibrium and the social optimum, respectively.

The desire to understand and precisely quantify the severity of the tension between equilibrium and social optimum, or, in other words, to quantify the degradation of system performance due to selfish behavior, inspired the definition of the price of anarchy, which, informally speaking, measures equilibrium inefficiency relative to a socially-optimal solution. Consequently, routing games have been central to the development of algorithmic game theory and have inspired the intensive study of the price of anarchy in many settings with incentives beyond routing. At the same time, routing games continue to be a rich source of new research questions driven by the need to add realism to network models and to improve real-life applications.

Indeed, routing is fundamental to diverse applications affecting everyday life including transportation, telecommunication networks, robotics, task planning, etc. All of these applications suffer inherent uncertainty in the network

parameters such as travel times and demands, which can significantly alter individual routing choices and completely throw off a predicted equilibrium solution and its efficiency, due to players' risk aversion. For example, Piliouras et al. [20] illustrate that the price of anarchy results are extremely sensitive to the modeling of risk-averse preferences and show that the price of anarchy may in some models decrease while in others become unbounded.

Incorporating risk-aversion in routing games is particularly challenging in general due to the often nonlinear nature of risk attitudes. For example, even finding a best response, which is a minimum-risk path according to some appropriate definition of risk, may lead to an algorithmic problem of unknown complexity that we currently do not know how to solve in polynomial time [17, 18, 12]. On the other hand, even for simpler risk-averse objectives that are additive and algorithmically tractable, understanding the effect of risk on equilibrium inefficiency may require fundamentally different techniques from the ones used so far to analyze the price of anarchy [16].

There has been an increased effort in recent years to model risk-averse preferences in routing games and understand the effect of such player preferences on network equilibria [19, 13, 11, 1, 20, 15, 16, 5]. We follow the mean-variance risk model considered by Nikolova and Stier-Moses [16] as well as the mean-stdev model considered there and in their previous work [15]. Risk-averse agents are postulated to minimize a linear combination of the mean and variance of a path, or the mean and standard deviation of a path, respectively. We defer the reader to this earlier work for the motivation and criticisms of these models of risk-aversion in network settings.

In an effort to decouple the effect of risk attitudes from the effect of selfish behavior on the degradation of system performance, Nikolova and Stier-Moses [16] defined the concept of *price of risk aversion (PRA)* as the worst-case ratio of the cost of a risk-averse equilibrium to that of a risk-neutral equilibrium (namely, the equilibria when agents are risk-averse and risk-neutral, respectively). The main result in their paper was an upper bound on the price of risk aversion in general graphs that is linear in the number of vertices of the graph. Specifically, the bound was shown to be  $1 + \kappa\gamma n/2$ , where  $\kappa$  is the worst-case variance-to-mean ratio of an edge at equilibrium,  $\gamma$  is the coefficient of risk-aversion and  $n$  is the number of vertices in the graph.

*Our contribution* In this follow-up paper to Nikolova and Stier-Moses [16], we provide a tight lower bound to the price of risk aversion, matching  $1 + \kappa\gamma n/2$ , through the construction of a graph family with number of vertices that are powers of two (Theorem 3). Whereas the upper bound on the price of risk-aversion was established for general graphs only in the mean-variance model and was left open for the mean-stdev model, the lower bound provided here applies to both models. The upper bound was based on establishing the existence of an alternating  $s$ - $t$ -path consisting of forward and backward edges for which equilibria satisfy a certain property, and seeing that the alternating path can have at most  $n/2$  alternations. Constructing the worst-case family presented in this paper involves finding an instance in which the alternating path goes through every vertex in the graph and alternates between forward and backward edges at every internal vertex. We achieve this by inductively defining a graph family with appropriate mean and variance functions for each edge, using the topology of the Braess graph.

A key feature of these upper and lower bounds to the price of risk-aversion is that they are independent of latency functions, though highly dependent on the topology of the graph. We call these results *topological*, as opposed to the *functional* nature of existing price of anarchy results, which quantify the price of anarchy in terms of the class of allowed latency functions and which provide bounds independent of the network topology [21, 6]. For example, the famous price of anarchy bound of  $4/3$  holds for linear latency functions and arbitrary graph topologies, and it is *unbounded* for arbitrary latency functions. In contrast, the price of risk aversion upper bound of Nikolova and Stier-Moses [16], as well as our lower bounds, depend on the network topology and are independent of the latency functions.

Our second contribution bridges this topological vs. functional view of equilibrium inefficiency, by developing an asymptotically-tight *functional* bound for the mean-variance model. This new bound depends on the class of allowed latency functions and is independent of the network topology, as with the classic price of anarchy results. In particular, using a variational inequality characterization of equilibria proposed by Correa et al. [6], we show that the price of risk aversion is upper bounded by  $(1 + \kappa\gamma)(1 - \mu)^{-1}$  for  $(1, \mu)$ -smooth latency functions (Theorem 4). This implies, for example, that the price of risk aversion is at most  $(1 + \kappa\gamma)4/3$  for linear latency functions. The upper bound can be thought as a generalization of the classic result of [21] that established that the price of anarchy equals  $(1 - \mu)^{-1}$  because when there is no variability  $\kappa = 0$ . Furthermore, we show that our bound is asymptotically tight by providing a matching lower bound (Theorem 5). We note that the upper bound was proved using different techniques and in a slightly different context, by Meir and Parkes [10]; we provide more details in the related work section below. Finally, we remark that for unrestricted functions, the functional upper bounds become vacuous since  $\mu = 1$ , which provides further support for the topological analysis of Section 3.

Finally, our third contribution provides a tight bound on the price of risk aversion under the mean-stdev model for a family of graphs that generalizes series-parallel graphs (specifically, the family of graphs where the domino-with-ears graph, shown in Fig. 5(b), is a forbidden minor). The mean-stdev model is significantly more difficult to analyze than the mean-var model due to its non-additive nature, namely the mean plus standard deviation of a path cannot be decomposed as a sum of costs over the edges in the path. Nikolova and Stier-Moses [16] proved that the price of risk aversion in this model is  $1 + \gamma\kappa$  for series-parallel graphs, or equivalently the family of instances where the Braess graph is a forbidden minor. The proof is based on establishing that this family of graphs admits an alternating path with zero alternations, namely an alternating path with forward edges only. En route to establishing a more general bound, in this paper we extend the analysis to a larger family of graphs that generalizes series-parallel graphs, and show that this family admits alternating paths with one alternation and thus has a price of risk aversion of  $1 + 2\kappa\gamma$ . We remark that this bound applies to the mean-var model as well, and it refines our understanding on the topology of graphs for which the price of risk aversion is  $1 + 2\kappa\gamma$ , as opposed to the cruder bound in terms of number of vertices only.

An intriguing conjecture that we leave open is to show a bound for the mean-stdev model for general graphs that is equivalent to the corresponding bound for the mean-var model, namely that the price of risk aversion is at most  $1 + \gamma\kappa\eta$ , where  $\eta$  is the number of forward subpaths in an alternating path and  $\kappa$  is the maximum coefficient of variation of edge latencies at the equilibrium flow. Intuitively, the mean plus standard deviation along a path is upper bounded by the corresponding mean plus variance. It is appealing to think that, as a result, the cost of the mean-stdev risk-averse equilibrium should be upper bounded by that of the mean-var risk-averse equilibrium. A corollary of such a bound, combined with our first contribution here, would be an asymptotically-tight bound on the price of risk aversion equal to  $1 + \gamma\kappa n/2$  for the mean-stdev model in general graphs.

*Related Work* The most closely related work to ours is that of Nikolova and Stier-Moses [16], who define the concept of price of risk aversion as the worst-case ratio of the cost of a risk-averse equilibrium to that of a risk-neutral equilibrium. For users that seek to minimize the mean plus  $\gamma$  times the variance of a path, where  $\gamma$  is a given constant that parameterizes the degree of risk-aversion, they show that the price of risk-aversion in general networks is upper bounded by  $1 + \kappa\gamma\eta$ , where  $\eta$  is a parameter that depends on the graph topology and  $\kappa$  is the maximum variance-to-mean ratio. The remarkable feature of that bound is that it is independent of the mean and variance latency functions. The proof is based on establishing the existence of an alternating  $s$ - $t$  path of forward and backward edges, in which the forward edges carry more risk-neutral flow and the backward edges carry more risk-averse flow. A question left open by them is whether this bound is tight, which is what we prove here. In addition, for both the mean-variance and the mean-stdev model, Nikolova and Stier-Moses proved a tight bound of the price of risk-aversion of  $1 + \kappa\gamma$  for series-parallel graphs. Here, we extend this characterization to a tight bound of  $1 + 2\kappa\gamma$  for a wider family of graphs, namely those where the domino-with-ears graph is a forbidden minor. Finally, in contrast to this earlier work, which only provides results depending on the graph topology, here we additionally offer functional bounds that are independent of the network topology and instead are parametrized by the class of allowed latency functions.

The asymptotically-tight functional bounds we present here were inspired by the recent work of Meir and Parkes [10]. In their paper, they prove a result that compares an equilibrium when players consider a modified cost function to the social optimum of the original game. As a corollary, they indirectly derive an upper bound on the price of risk aversion of  $(1 + \kappa\gamma)(1 - \mu)^{-1}$  when cost functions are  $(1, \mu)$  smooth. As we establish in this paper, this upper bound and that of Nikolova and Stier-Moses [16] are of a different type, i.e., functional vs. topological, which is why they cannot be compared directly. Our proof of the upper bound relies on a simpler approach that is a straightforward generalization of the earlier price of anarchy proof based on variational inequalities put forward by [7]. Consequently, the method allows for an easier comparison and consistency with the traditional price of anarchy proofs. We also provide an asymptotically-matching functional lower bound, which follows from the same graph construction as our topological lower bound.

Finally, we mention again that this paper is part of a relatively new and growing literature exploring the effect of risk aversion on network equilibria in routing games [19, 13, 11, 1, 20, 15, 16, 5]. We refer the reader to the recent paper by Nikolova and Stier-Moses [16] for a more comprehensive review of additional related work, as well as a detailed discussion on the pros and cons of the risk-averse models considered here. We also refer the reader to the recent survey by Cominetti [4] for a more extensive review of equilibrium routing under uncertainty.

## 2 The Model

We consider a directed graph  $G = (V, E)$  with a single source-sink pair  $(s, t)$  and an aggregate demand of  $d$  units of flow that need to be routed from  $s$  to  $t$ . We let  $\mathcal{P}$  be the set of all feasible paths between  $s$  and  $t$ . We encode the decisions of the symmetric players as a flow vector  $f = (f_p)_{p \in \mathcal{P}} \in \mathbb{R}_+^{|\mathcal{P}|}$  over all paths. Such a flow is feasible when demand is satisfied, as given by the constraint  $\sum_{p \in \mathcal{P}} f_p = d$ . For notational simplicity, we denote the flow on a directed edge  $e$  by  $f_e = \sum_{p \ni e} f_p$ . When we need multiple flow variables, we use the analogous notation  $x, x_p, x_e$  and  $z, z_p, z_e$ .

The network is subject to congestion, modeled with stochastic delay functions  $\ell_e(f_e) + \xi_e(f_e)$  for each edge  $e \in E$ . Here, the deterministic function  $\ell_e(f_e)$  measures the expected delay when the edge has flow  $f_e$ , and  $\xi_e(f_e)$  is a random variable that represents a noise term on the delay, encoding the error that  $\ell_e(\cdot)$  makes. Functions  $\ell_e(\cdot)$ , generally referred to as *latency functions*, are assumed continuous and non-decreasing. The expected latency along a path  $p$  is given by  $\ell_p(f) := \sum_{e \in p} \ell_e(f_e)$ .

Random variables  $\xi_e(f_e)$  have expectation equal to zero and standard deviation equal to  $\sigma_e(f_e)$ , for arbitrary continuous functions  $\sigma_e(\cdot)$ . For the variational inequality characterization used in Section 4, we further assume that standard deviation functions are non-decreasing. We assume that these random variables are pairwise independent. From there, the variance along a path equals  $v_p(f) = \sum_{e \in p} \sigma_e^2(f_e)$ , and the standard deviation (stdev) is  $\sigma_p(f) = (v_p(f))^{1/2}$ . We will initially work with variances and then extend the model to standard deviations, which have the complicating square roots. (For details on the complications, we refer the reader to [15, 16]).

We will consider the *nonatomic* version of the routing game where infinitely many players control an infinitesimal amount of flow each so that the path choice of a single player does not unilaterally affect the costs experienced by other players (even though the joint actions of players affect other players).

Players are risk-averse and choose paths taking into account the variability of delays by considering a *mean-var* objective  $Q_p^\gamma(f) = \ell_p(f) + \gamma v_p(f)$ . We refer to this objective simply as the *path cost* (as opposed to latency). Here,  $\gamma \geq 0$  is a constant that quantifies the risk-aversion of the players, which we assume homogeneous. The special case of  $\gamma = 0$  corresponds to risk-neutrality.

The variability of delays is usually not too large with respect to the expected latency. It is common to consider the *coefficient of variation*  $CV_e(f_e) := \sigma_e(f_e)/\ell_e(f_e)$  given by the ratio of the standard deviation to the expectation as a relative measure of variability [9]. In this case, we consider the *variance-to-mean ratio*  $v_e(f_e)/\ell_e(f_e)$  as a relative measure of variability. Consequently, we assume that  $v_e(x_e)/\ell_e(x_e)$  is bounded from above by a fixed constant  $\kappa$  for all  $e \in E$  at the equilibrium flow of interest  $x_e \in \mathbb{R}_+$ , which is less restrictive than requiring such a bound for all feasible flows. This means that the variance cannot be larger than  $\kappa$  times the expected latency in any edge at the equilibrium flow.

In summary, an instance of the problem is given by the tuple  $(G, d, \ell, v, \gamma)$ , which represents the topology, the demand, the latency functions, the variability functions, and the degree of player risk-aversion.

The following definition captures that at equilibrium players route flow along paths with minimum cost  $Q_p^\gamma(\cdot)$ . In essence, users will switch routes until at equilibrium costs are equal along all used paths. This is the natural extension of the traditional Wardrop Equilibrium to risk-averse users.

**Definition 1 (Equilibrium).** *A  $\gamma$ -equilibrium of a stochastic nonatomic routing game is a flow  $f$  such that for every path  $p \in \mathcal{P}$  with positive flow, the path cost  $Q_p^\gamma(f) \leq Q_q^\gamma(f)$  for any other path  $q \in \mathcal{P}$ . For a fixed risk-aversion parameter  $\gamma$ , we refer to a  $\gamma$ -equilibrium as a risk-averse Wardrop equilibrium (RAW), denoted by  $x$ .*

Notice that since the variance decomposes as a sum over all the edges that form the path, the previous definition represents a standard Wardrop equilibrium with respect to modified costs  $\ell_e(f_e) + \gamma v_e(f_e)$ . For the existence of the equilibrium, it is sufficient that the modified cost functions are increasing.

Our goal is to investigate the effect that risk-averse players have on the quality of equilibria. The quality of a solution that represents collective decisions can be quantified by the cost of equilibria with respect to expected delays since, over time, different realizations of delays average out to the mean by the law of large numbers. For this reason, a social planner, who is concerned about the long term, is typically risk neutral, as opposed to users who tend to be more emotional about decisions. Furthermore, the social planner may aim to reduce long-term emissions, which would be better captured by the total expected delay of all users. These arguments justify the difference between the risk aversion coefficient that characterizes user behavior at equilibrium and the behavior of the social planner.

**Definition 2.** *The social cost of a flow  $f$  is defined as the sum of the expected latencies of all players:  $C(f) := \sum_{p \in \mathcal{P}} f_p \ell_p(f) = \sum_{e \in E} f_e \ell_e(f_e)$ .*

Although one could have measured total cost as the weighted sum of the costs  $Q_p^\gamma(f)$  of all users, this captures users' utilities but not the system's benefit. Nikolova and Stier-Moses [15] considered such a cost function to compute the price of anarchy; in the current paper, our goal is to compare across different values of risk aversion so we want the various flow costs to be measured with the same units.

The next definition captures the increase in social cost at equilibrium introduced by user risk-aversion, compared to the cost one would have if users were risk-neutral. Hence, we use a *risk-neutral Wardrop equilibrium* (RNWE), defined as a 0-equilibrium according to Definition 1, as the yardstick to determine the inefficiency caused by risk-aversion. We define the price of risk aversion as the worst-case ratio among all possible instances of expected costs of the risk-averse and risk-neutral equilibria.

**Definition 3 ([16]).** *Considering an instance family  $\mathcal{F}$  of a routing game with uncertain delays, the price of risk aversion (PRA) associated with  $\gamma\kappa$  (the risk-aversion coefficient times the variance-to-mean ratio) is defined by*

$$PRA(\mathcal{F}, \gamma, \kappa) := \sup_{G, d, \ell, v} \left\{ \frac{C(x)}{C(z)} : (G, d, \ell, v) \in \mathcal{F} \text{ and } v(x) \leq \kappa \ell(x) \right\}, \quad (1)$$

where  $x$  and  $z$  are the RAWE and the RNWE of the corresponding instance.

This supremum depends on  $\mathcal{F}$ , which may be defined in terms of the network topology (as, e.g., general, series-parallel, or Braess networks), the number of vertices, or the set of allowed latency functions (as, e.g., affine or quadratic polynomials). Different results will be with respect to different families  $\mathcal{F}$ , with Sections 3 and 5 focusing on topological definitions, and Section 4 focusing on sets of allowed functions. For the sake of brevity, we will typically write just  $PRA$  and the parameters  $\mathcal{F}$ ,  $\gamma$ , and  $\kappa$  will be implicit by the context. Although we do not specify it explicitly in each result for brevity, all our results work for arbitrary values of  $\gamma \geq 0$  and  $\kappa \geq 0$ .

### 3 Structural Lower Bounds for the Price of Risk Aversion

In this section, we prove two lower bounds on the price of risk aversion  $PRA$ , both matching the upper bounds presented by Nikolova and Stier-Moses [16]. The first bound for  $PRA$  is with respect to the minimum number of alternations among all alternating paths as defined below, while the second bound is with respect to the number of vertices in the graph. In fact, the same bounds hold in the mean-standard deviation model, but we defer that discussion to Section 5.

Given an instance, we denote a RNWE flow associated with it by  $z$ , and a RAWE flow by  $x$ . To define alternating paths, we partition the edge-set  $E$  into  $A = \{e \in E : x_e < z_e\}$  and  $B = \{e \in E : z_e \leq x_e\}$ . Conceptually, an alternating path is an  $s$ - $t$ -path in the graph where edges in  $B$  are reversed (see Fig. 5(c) for an illustration of the definition).

**Definition 4 ([16]).** *A generalized path  $\pi = A_1-B_1-A_2-B_2 \cdots -A_t-B_t-A_{t+1}$ , composed of a sequence of subpaths, is an alternating path when every edge in  $A_i \subseteq E$  is directed in the direction of the path, and every edge in  $B_i \subset E$  is directed in the opposite direction from the path. We say that such a path has  $t + 1$  disjoint forward subpaths, and  $t$  alternations.*

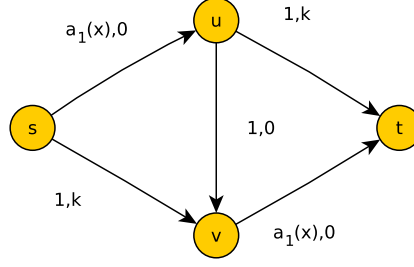
The definition of alternating paths was motivated by the following result.

**Theorem 1 ([16]).** *Considering the set of instances with arbitrary mean and variance latency functions that admit an alternating path with up to  $\eta$  disjoint forward subpaths,  $PRA \leq 1 + \eta\gamma\kappa$ .*

The theorem implies that for the set of instances on graphs with  $n$  vertices,  $PRA \leq 1 + \gamma\kappa \lceil \frac{n-1}{2} \rceil$  since in that case an alternating path cannot have more than  $\lceil (n-1)/2 \rceil$  disjoint forward subpaths. We are going to prove that those upper bounds are tight. To get there, we first prove a more general result that shows how instances with high price of risk aversion can be constructed.

**Theorem 2.** *For an  $i \in \mathbb{N}_{>0}$ , consider  $r_A^i, r_N^i \in \mathbb{R}_{\geq 0}$  such that  $2^i r_A^i > (2^i - 1)r_N^i$ . There exists an instance based on a graph  $G^i(r_A^i, r_N^i)$  that satisfies the following two properties.*

- If  $r_A^i$  risk-averse players are routed through  $G^i(r_A^i, r_N^i)$ , then the path cost along used paths at the RAWE flow  $x$ , as well as the expected latency, is  $1 + 2^i\gamma\kappa$ . The social cost is  $C(x) = (1 + 2^i\gamma\kappa)r_A^i$ .



**Fig. 1.** The base case  $G^1(r_A^1, r_N^1)$  is a Braess graph.

- If  $r_N^i$  risk-neutral players are routed through  $G^i(r_A^i, r_N^i)$ , then the expected latency along each used path at the RNWE flow  $z$  is 1. The social cost is  $C(z) = r_N^i$ .

The proof is by induction on  $i$ . We will recursively construct the instance for  $i$  by forming a Braess instance with the graph resulting for the  $i-1$  case. At each step we will need to find a mean latency function that makes the properties in the statement work.

*Proof.* For the base case  $i = 1$ , we let  $G^1(r_A^1, r_N^1)$  be the Braess graph, shown in Fig. 1. Indeed, consider any  $r_A^1, r_N^1$  such that  $r_A^1 > r_N^1/2$  as indicated in the statement of the result. We define the mean latency function  $a_1(x)$  to be any function that is strictly increasing for  $x \geq r_N^1/2$  and such that  $a_1(r_N^1/2) = 0$  and  $a_1(r_A^1) = \gamma\kappa$ . Note that in order for  $a_1(x)$  to be strictly increasing, it is necessary that  $r_A^1 > r_N^1/2$ , which holds by hypothesis.

The RAWE flow  $x$  routes the  $r_A^1$  risk-averse players along the zig-zag path. Hence, the mean-var objective in the upper-left and the lower-right edges, as well as the mean latency, will each be  $\gamma\kappa$ , totalling  $1 + 2\gamma\kappa$  for each player in both cases. Hence,  $C(x) = (1 + 2^i\gamma\kappa)r_A^i$ . Instead, the RNWE flow  $z$  routes the  $r_N^1$  risk-neutral players along the top and bottom paths, half and half. Hence, the cost for each player is 1 and  $C(z) = r_N^1$ , proving the base case.

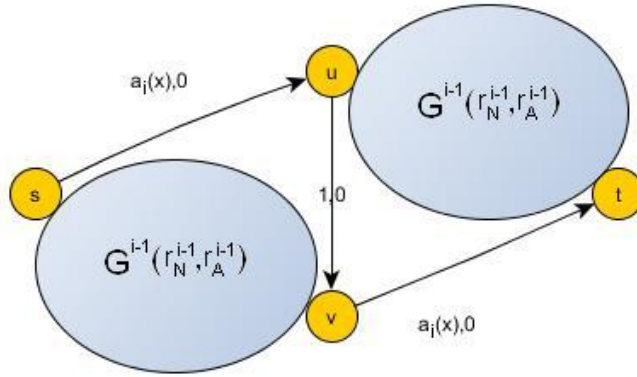
Let us consider the inductive step where we assume we have an instance satisfying the properties for  $i-1$  and construct the instance for step  $i$ . Starting from  $r_A^i$  and  $r_N^i$  satisfying the condition in the statement for case  $i$ , we set  $r_A^{i-1} = (2^i r_A^i - r_N^i)/2^{i+1}$  and  $r_N^{i-1} = r_N^i/2$ . We first verify that these values satisfy the hypothesis for the case  $i-1$ . Indeed,  $r_A^{i-1} > \frac{2^{i-1}-1}{2^{i-1}} r_N^{i-1}$  because by hypothesis  $r_A^i > \frac{2^i-1}{2^i} r_N^i \Leftrightarrow \frac{r_A^i}{2} > \frac{2^i-1}{2^{i+1}} r_N^i$  which implies that  $\frac{r_A^i}{2} - \frac{r_N^i}{2^{i+1}} > \frac{2^i-1}{2^{i+1}} r_N^i - \frac{1}{2^{i+1}} r_N^i = \frac{2^{i-1}-1}{2^{i-1}} \frac{r_N^i}{2}$ .

Using the graph corresponding to step  $i-1$  and the values of  $r_A^{i-1}$  and  $r_N^{i-1}$  specified previously, we construct graph  $G^i(r_A^i, r_N^i)$  with those components as shown in Fig. 2. We define the mean latency function  $a_i(x)$  to be any function that is strictly increasing for  $x \geq r_N^i/2$  and such that  $a_i(r_N^i/2) = 0$  and  $a_i(\frac{r_A^i}{2} + \frac{r_N^i}{2^{i+1}}) = 2^{i-1}\gamma\kappa$ . Note that in order for  $a_i(x)$  to be strictly increasing, it is necessary that  $\frac{r_A^i}{2} + \frac{r_N^i}{2^{i+1}} > \frac{r_N^i}{2}$ , which actually holds because, by hypothesis,  $r_A^i > \frac{2^i-1}{2^i} r_N^i \Leftrightarrow \frac{r_A^i}{2} > \frac{2^i-1}{2^{i+1}} r_N^i$ .

The RAWE flow  $x$  routes the  $r_A^i$  risk-averse players as follows:  $\frac{r_A^i}{2} - \frac{r_N^i}{2^{i+1}}$  units along the upper path,  $\frac{r_N^i}{2^i}$  units along the zig-zag path, and  $\frac{r_A^i}{2} - \frac{r_N^i}{2^{i+1}}$  units along the lower path. The mean-var objective of the upper-left and the lower-right edges, as well as the mean latency, will each be  $2^{i-1}\gamma\kappa$  since the flow through them is equal to  $\frac{r_A^i}{2} + \frac{r_N^i}{2^{i+1}}$ . The flow inside each of the copies of  $G^{i-1}(r_A^{i-1}, r_N^{i-1})$  is a RAWE for which we know, by induction, that all players perceive a path cost of  $1 + 2^{i-1}\gamma\kappa$ , which additionally, by induction, is the mean latency of all used paths. Thus, the path cost that players perceive in  $G^i(r_A^i, r_N^i)$  under the RAWE flow  $x$  is  $1 + 2^i\gamma\kappa$ , which additionally is the mean latency of all used paths, and the social cost is  $C(x) = (1 + 2^i\gamma\kappa)r_A^i$ .

The RNWE flow  $z$  routes the  $r_N^i$  risk-neutral players along the top and bottom paths, half and half. Hence, the path cost for perceived by each player is 1, as the mean-var objective in the upper-left and lower-right edges is equal to 0, and, by induction, passing through either of both copies of  $G^{i-1}(r_A^{i-1}, r_N^{i-1})$  has a mean-var objective of 1. This implies that  $C(z) = r_N^i$ , which completes the proof.  $\square$

The previous result provides a constructive way to generate instances with high price of risk aversion. We show the concrete topology for the cases  $i = 2$  and  $i = 3$  in Fig. 3 below. Notice that the paths of the instances resulting from these constructions have at most one edge with non-zero variance. This fact is useful to extend our lower bounds to the mean-stdev model, since in that case summing and taking square roots is not needed.



**Fig. 2.** The recursive construction of  $G^i(r_A^i, r_N^i)$  by forming a Braess graph topology using components of the earlier step.

Another useful observation is that the prevailing value for mean latency functions  $a_j$  under the RNWE flow  $z$  is 0, and under the RAWE flow  $x$  is  $2^{j-1}$ . This can be easily proved by induction and will be used when establishing functional lower bounds on the *PRA* in the next section.

We now use the previous result to get lower bounds for *PRA* matching the upper bound specified earlier.

**Corollary 1.** *For any  $n_0 \in \mathbb{N}$ , there is an instance on a graph  $G$  with  $n \geq n_0$  vertices such that its equilibria satisfy  $C(x) \geq 1 + \gamma\kappa[(n-1)/2]C(z)$ .*

*Proof.* Consider an arbitrary demand  $d$ , and apply Theorem 2 with  $r_A^i = r_N^i = d$  and  $i = \min\{j \in \mathbb{N} : n_0 \leq 2^j\}$  to get instance  $G^i(r_A^i, r_N^i)$ . Consequently, the RAWE flow  $x$  and the RNWE flow  $z$  satisfy that

$$\frac{C(x)}{C(z)} = \frac{(1 + 2^i \gamma \kappa) d}{d} = 1 + \gamma \kappa \frac{n}{2},$$

because  $G^i(r_A^i, r_N^i)$  has  $2^{i+1}$  vertices by construction. Finally, the result holds because  $n$  is a power of two.  $\square$

The previous lower bound together with the upper bound given in the paragraph after Theorem 1 imply that the *PRA* with respect to the set of instances on graphs with up to  $n$  vertices is *exactly* equal to  $1 + \gamma\kappa[(n-1)/2]$  when  $n$  is a power of 2. From there, the bound is tight infinitely often. Although for other values of  $n$  the bounds are not tight, they are close together so these results provide an understanding of the asymptotic growth of the *PRA*. We now refine this observation to the bound in Theorem 1.

**Theorem 3.** *The upper bound for the price of risk-aversion shown in Theorem 1 and the lower bound shown in Corollary 1 coincide for graphs of size that is a power of 2. Otherwise, the gap between them is less than 2.*

*Proof.* For an arbitrary  $i > 1$ , we consider the instance with  $2^{i+1} = 2\eta$  vertices constructed in Corollary 1. In that instance, the only alternating path has exactly  $2^i = \eta$  disjoint forward subpaths. Indeed, using Fig. 3 as an example of the representation of the graph, we define an alternating path by recursively choosing the lower component, next the reverse vertical edge, and last recursively choosing the upper component. By expanding both recursions, it is not hard to see that the alternating path covers all  $2\eta$  vertices, and its  $\eta$  non-vertical edges are disjoint forward subpaths, as required. According to the equilibrium flows computed in Corollary 1, the non-vertical edges in the alternating paths belong to  $A$ , while the rest of the edges belong to  $B$ . Hence, the alternating path is compatible with the definitions of  $A$  and  $B$ , as required.

For graph sizes  $n$  that are not a power of 2, there is a rounding error. For the lower bound, we need to consider the maximum power of 2 smaller than  $n$ . The relative gap satisfies

$$\frac{UB}{LB} \leq \frac{1 + \gamma\kappa[(n-1)/2]}{1 + \gamma\kappa 2^{\lfloor \log_2(n) \rfloor}} < 2.$$

$\square$

In conclusion,  $PRA = 1 + \eta\gamma\kappa$  when the family of instances is defined as graphs with arbitrary mean and variance functions that admit alternating paths with up to  $\eta$  disjoint forward subpaths, for  $\eta$  equal to a power of 2. We have equality because the supremum in the definition of  $PRA$  is attained by the instance constructed previously.

## 4 Functional Bounds

In this section, we turn our attention to instances with mean latency functions restricted to be in a certain family (as, e.g., affine functions). We prove upper and lower bounds for the  $PRA$  that are asymptotically tight as  $\gamma\kappa$  increases. The results rely on the variational inequality approach that was first used by [7] to prove price of anarchy (POA) bounds for fixed families of functions. This approach was based on the properties of the allowed functions. Since then, these properties have been successively refined by [8, 22], and they are now usually referred to as the *local smoothness* property. Although not really needed for the results here, we use the latter terminology since it has become standard by now. To characterize a family of mean latency functions, we rely on the smoothness property, defined below.

**Definition 5 ([22]).** A function  $\ell : \mathbb{R}_{\geq 0} \rightarrow \mathbb{R}_{\geq 0}$  is said to be  $(\lambda, \mu)$ -smooth around  $x \in \mathbb{R}_{\geq 0}$  if  $y\ell(x) \leq \lambda y\ell(y) + \mu x\ell(x)$  for all  $y \in \mathbb{R}_{\geq 0}$ .

Using the previous definition, we construct an upper bound for the  $PRA$  when mean latency functions  $\{\ell_e\}_{e \in E}$  are  $(1, \mu)$ -smooth around the RAWE flow  $x_e$  for all edges  $e \in E$ . Meir and Parkes [10] proved a similar bound using a related approach in which they generalize the smoothness definition to *biased smoothness* which holds with respect to a modified latency function. In our case, the modified latency function would be  $\ell_e + \gamma v_e$ . One advantage of our approach is its simplicity; it is a straightforward generalization of the POA proof given in [7]. Also, we only require smoothness around the equilibrium flows, while the biased smoothness of [10] requires the property for all  $x \in \mathbb{R}_{\geq 0}$ . We provide a proof corresponding to our assumptions, matching what is needed to get our asymptotically-tight lower bounds.

**Theorem 4.** Consider the set of general instances with mean latency functions  $\{\ell_e\}_{e \in E}$  that are  $(1, \mu)$ -smooth around any RAWE flow  $x_e$  for all  $e \in E$ .<sup>3</sup> Then, with respect to that set of instances,

$$PRA \leq (1 + \gamma\kappa) \frac{1}{1 - \mu}.$$

*Proof.* We consider an instance within the family, a corresponding RAWE flow  $x$ , and a RNWE flow  $z$ . Further, we let  $A = \{e \in E | x_e < z_e\}$  and  $B = \{e \in E | z_e \leq x_e\}$ . Using a variational inequality formulation for the RAWE [15], we have that

$$\sum_{e \in E} x_e(\ell_e(x_e) + \gamma v_e(x_e)) \leq \sum_{e \in E} z_e(\ell_e(x_e) + \gamma v_e(x_e)).$$

Partitioning the sum over  $E$  at both sides into terms for  $A$  and  $B$ , subtracting the following inequality

$$\sum_{e \in A} x_e v_e(x_e) + \sum_{e \in B} x_e v_e(x_e) \geq \sum_{e \in B} z_e v_e(x_e) \quad (2)$$

from it, and further bounding  $v_e(x_e)$  by  $\kappa \ell_e(x_e)$ , we get that

$$C(x) = \sum_{e \in A} x_e \ell_e(x_e) + \sum_{e \in B} x_e \ell_e(x_e) \leq \sum_{e \in A} (1 + \gamma\kappa) z_e \ell_e(x_e) + \sum_{e \in B} z_e \ell_e(x_e).$$

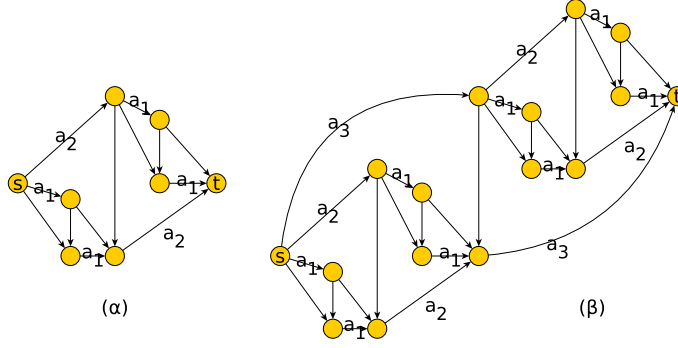
Inequality (2) follows from the non-negativeness of the flow and the variance, and from the definition of  $B$ . Applying the definition of  $A$  to the first term in the right-hand side of the last inequality and the  $(1, \mu)$ -smoothness condition to the second term, we upper bound the cost and the result follows.

$$C(x) \leq \sum_{e \in A} (1 + \gamma\kappa) z_e \ell_e(z_e) + \sum_{e \in B} (z_e \ell_e(z_e) + \mu x_e \ell_e(x_e)) \leq (1 + \gamma\kappa) C(z) + \mu C(x).$$

□

<sup>3</sup> If the instance admits multiple equilibria, we require smoothness around all of the corresponding flows.





**Fig. 3.** The resulting graphs  $G^i$  for  $i = 1$  on the left, and  $i = 2$  on the right. Edges labeled with  $a_j$  have the mean latency function with equal name and 0 variance. Vertical edges have mean latency functions equal to 1 and variance equal to 0. Finally, the rest of the edges have mean latency functions equal to 1 and variance equal to  $\kappa$ .

The bound in the previous result is similar to that for the POA for nonatomic games with no uncertainty. Indeed, the result there is that  $POA \leq (1 - \mu)^{-1}$ , the same without the  $1 + \gamma\kappa$  factor. The values of  $(1 - \mu)^{-1}$  have been computed for different families of functions in previous work. To provide some examples, it is equal to  $4/3$  for affine latency functions, and approximately equal to 1.626, 1.896, and 2.151 for quadratic, cubic, and quartic polynomial latency functions, respectively. On the other hand, for unrestricted functions this value is infinite so the bound becomes vacuous in that case, which provides support for the topological analysis of Section 3.

To evaluate the tightness of our upper bounds, we now propose lower bounds for the  $PRA$ . More specifically, we provide a family of instances indexed by  $i$  whose latency functions are  $(1, \mu_i)$ -smooth, for  $\mu_i = 1 - 2^{-i}$ , for which the bound is approximately tight. These instances imply lower bounds equal to  $1 + \gamma\kappa(1 - \mu_i)^{-1} = 1 + \gamma\kappa 2^i$ . A few remarks are in order. First, notice that although the lower and upper bounds do not match, they are similar. The difference is whether the 1 is or is not multiplied by the  $\mu$  factor. When the  $\gamma\kappa$  term is large, both bounds are essentially equal. Second, notice that for large values of  $i$ , necessarily the number of alternations of the longest alternating path must grow exponentially large to simultaneously match the structural upper bound presented in Theorem 1.

**Theorem 5.** *For any  $i > 0$ , letting  $\mu_i = 1 - 2^{-i}$ ,  $PRA \geq 1 + \gamma\kappa(1 - \mu_i)^{-1}$  for the family of instances satisfying the  $(1, \mu_i)$ -smoothness property.*

To get the result we use the recursive construction of Theorem 2 but with cost functions satisfying the  $(1, \mu_i)$ -smoothness condition around the RAWE. For the given  $i$ , we construct a graph  $G^i$  that implies that  $PRA \geq 1 + \gamma\kappa 2^i = 1 + \gamma\kappa(1 - \mu_i)^{-1}$ . A brief roadmap of the proof is as follows. We specify the instance, and determine the RNWE flow  $z$  and the RAWE flow  $x$  with their costs. From there, we conclude that  $PRA \geq 1 + \gamma\kappa(1 - \mu_i)^{-1}$ . Finally, we prove that  $\ell_e$  is  $(1, \mu_i)$ -smooth around  $x_e$  for all  $e$ .

*Proof.* We consider the graph  $G^i$  constructed in Theorem 2 with  $r_A^i = r_N^i = 1$  (see Fig. 1 and 2) but with alternative functions  $a_j(\cdot)$ . For the functions defined at level  $1 \leq j \leq i$ , we set  $a_j(x) = 0$  for  $x \leq 2^{j-1}/2^i$  whereas for larger  $x$ ,  $a_j(x)$  increases linearly to attain  $2^{j-1}\gamma\kappa$  at  $x = \frac{2^{j-1}}{2^i - 1}$ . Mathematically,

$$a_j(x) = \max \left\{ 0, \frac{2^{j-1}\gamma\kappa}{\frac{2^{j-1}}{2^i - 1} - \frac{2^{j-1}}{2^i}} \left( x - \frac{2^{j-1}}{2^i} \right) \right\}.$$

To simplify notation, we refer to edges that have cost function  $a_j(\cdot)$  as  $a_j$ . Figure 3 illustrates the construction for  $i = 2$  and  $i = 3$ . As an example, we specify the resulting mean latency functions for  $i = 2$ :  $a_1$  is such that  $a_1(\frac{1}{4}) = 0$  and  $a_1(\frac{1}{3}) = \gamma\kappa$ , and  $a_2$  satisfies  $a_2(\frac{1}{2}) = 0$  and  $a_2(\frac{2}{3}) = 2\gamma\kappa$ . The RNWE flow splits the unit flow equally along the 4 paths not containing any vertical edge. Instead, the RAWE flow splits the unit flow equally along the 3 paths that contain a vertical edge. Evaluating those functions,  $a_j(z) = 0$  and  $a_j(x) = 2^{j-1}\gamma\kappa$ , from where  $PRA \geq C(x)/C(z) = (1 + 4\gamma\kappa)/1 = 1 + 4\gamma\kappa$  for the family of functions that are  $(1, 3/4)$ -smooth.

We refer to paths in  $G^i$  not containing any vertical edge in representations such as that of Fig. 3 as *parallel paths*. The rest of the paths, containing a single vertical edge, are referred to as *zig-zag paths*. It is not hard to see using an inductive proof on the construction of  $G^i$  that there are  $2^i$  parallel paths and there are  $2^i - 1$  zig-zag paths.

Generalizing what we saw in the example for  $i = 2$ , the RNWE flow  $z$  splits the unit flow equally along the  $2^i$  parallel paths. To verify that  $z$  is at equilibrium, observe that for each  $a_j$  edge, for  $1 \leq j \leq i$ , there are  $2^{j-1}$  parallel paths passing through it. Consequently, each  $a_j$  will get  $2^{j-1}/2^i$  units of flow, implying that their costs are 0. Path costs under  $z$  are thus the same as those in Theorem 2, which implies that  $z$  is indeed a RNWE and that  $C(z) = 1$ .

On the other hand, the RAWE flow  $x$  splits the unit flow equally along the  $2^i - 1$  zig-zag paths. To verify that  $x$  is at equilibrium, observe that for each  $a_j$  edge, for  $1 \leq j \leq i$ , there are  $2^{j-1}$  zig-zag paths passing through it. Consequently, each  $a_j$  will get  $2^{j-1}/(2^i - 1)$  units of flow, implying that their costs are  $2^{j-1}\gamma\kappa$ . Path costs under  $x$  are thus the same as those in Theorem 2, which implies that  $x$  is indeed the RAWE and that  $C(x) = 1 + 2^i\gamma\kappa$ . From there, the bound for  $PRA$  in the statement of the theorem follows.

What remains to be shown is that for any chosen  $G^i$ , functions  $a_j$  are  $(1, \mu_i)$ -smooth around  $x_j$ , where  $x_j = 2^{j-1}/(2^i - 1)$  is the RAWE flow at edge  $a_j$ . The other cost functions are constant so they trivially satisfy the smoothness properties. To prove this, let us consider  $1 \leq j \leq i$ . From the definition of smoothness we need to show that  $ya_j(x_j) \leq ya_j(y) + \mu_i x_j a_j(x_j)$  for all  $y \in \mathbb{R}_{\geq 0}$ . Equivalently, we can show that

$$1 - 2^{-i} = \mu_i \geq \frac{\max_{y \in \mathbb{R}_{\geq 0}} y(a_j(x_j) - a_j(y))}{x_j a_j(x_j)}.$$

First, note that the maximum is attained in the interval  $[2^{j-1}/2^i, x_j]$  since  $a_j(y) = 0$  to the left of the interval, and the argument of the maximum becomes negative to the right. Since  $a_j$  is linear in that interval, we solve the maximum problem by extending it linearly to the whole domain. Since additive constants are irrelevant because we maximize the difference of  $a_j$  evaluated in two points, we modify the linearized function and add a constant so it evaluates to 0 at 0. For linear functions that cross the origin, the maximizer of the problem is  $x_j/2$  [7]. Because  $x_j/2$  is to the left of the interval where the maximizer must be, the maximizer with respect to  $a_j$  is  $y^* = 2^{j-1}/2^i$  and  $a_j(y^*) = 0$ . From there,

$$\frac{\max_{y \in \mathbb{R}_{\geq 0}} y(a_j(x_j) - a_j(y))}{x_j a_j(x_j)} = \frac{y^*}{x_j} = \frac{\frac{2^{j-1}}{2^i}}{\frac{2^{j-1}}{2^i - 1}} = \frac{2^i - 1}{2^i} = \mu_i.$$

□

## 5 The Mean-Standard Deviation Model

In this section, we turn to the mean-standard deviation model and prove upper and lower structural bounds on  $PRA$ , now assuming that  $\kappa$  is the maximum among edges of the coefficient of variation  $CV_e(f_e)$ , defined as the ratio between the standard deviation and the mean. The lower bounds follow from the same instances that were used to prove the lower bounds in the mean-variance case in Section 3. Considering families of graphs with up to  $\eta$  forward disjoint subpaths and general mean latency and standard deviation functions, we prove upper bounds for the cases  $\eta = \{1, 2\}$ , and lower bounds for arbitrary  $\eta$ . For  $\eta \leq 2$ , both bounds are valid and coincide, so this analysis characterizes the  $PRA$  for the standard deviation case exactly.

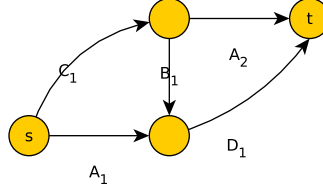
Since we are now dealing with standard deviations, we redefine  $Q_p^\gamma(f) = \ell_p(f) + \gamma\sigma_p(f)$ , where  $\sigma_p(f) = (\sum_{e \in \mathcal{P}} \sigma_e^2(f_e))^{1/2}$ . Given an instance based on a graph  $G$ , we refer to a RNWE flow by  $z$  and to a RAWE flow by  $y$ . Further, we denote the (constant) path cost perceived by players at the RAWE  $y$  by  $Q^\gamma(y)$  and the (constant) expected latencies perceived by players at the RNWE  $z$  by  $Q^0(z)$ . The definition for the price of risk aversion is analogous to that given in Section 2.

Our first result provides inequalities that relate the social cost at equilibrium with the perceived utilities. The first part is known and the second is an easy generalization.

**Proposition 1.** *For an arbitrary instance,  $C(z) = dQ^0(z)$  and  $C(y) \leq dQ^\gamma(y)$ , where  $d$  is the traffic demand.*

*Proof.* Using that at equilibria all used paths have equal path costs, we get:

1.  $C(z) = \sum_{p \in \mathcal{P}} z_p \ell_p(z) = dQ^0(z)$
2.  $C(y) = \sum_{p \in \mathcal{P}} y_p \ell_p(y) \leq \sum_{p \in \mathcal{P}} y_p (\ell_p(y) + \gamma\sigma_p(y)) = dQ^\gamma(y)$ . □



**Fig. 4.**  $A_1$ - $B_1$ - $A_2$  is an alternating path with 2 disjoint forward subpaths.

As in Section 3, we partition the edge-set  $E$  into two:  $A = \{e \in E : y_e < z_e\}$  and  $B = \{e \in E : z_e \leq y_e\}$ . We assume that all edges in  $E$  are used either by either flow  $y$  or  $z$ . This is without loss of generality because unused edges can be deleted without any consequence. The definition of  $A$  implies that  $z_e > 0$  for all  $e \in A$ , while the assumption implies that  $y_e > 0$  for all  $e \in B$ . To prove an upper bound on  $PRA$ , we rely again on alternating paths. By Lemma 4.5 of [14], we know that an alternating path must always exist. The next result specifies that when the alternating path is simple (i.e., it is an actual  $s$ - $t$  path), then the  $PRA$  is low. This result, which is related to the result for series-parallel graphs in [16], sets the stage for the more ambitious result below.

**Lemma 1.** *Considering the set of instances on general topologies with arbitrary mean latency and standard deviation functions that admit alternating paths that are (actual) paths (i.e., 0 alternations),  $PRA \leq 1 + \gamma\kappa$ .*

*Proof.* We let  $\pi$  be an alternating path consisting of just arcs in  $A$  (i.e., it is an actual  $s$ - $t$  path). Let  $p$  be any used path under the RAWWE  $y$ . Using the equilibrium conditions, the relationship between 1-norms and 2-norms, and the coefficient of variation bound  $\kappa$ ,

$$Q^\gamma(y) \leq \sum_{e \in p} \ell_e(y) + \gamma \sqrt{\sum_{e \in p} \sigma_e^2(y)} \leq \sum_{e \in \pi} \ell_e(y) + \gamma \sqrt{\sum_{e \in \pi} \sigma_e^2(y)} \leq (1 + \gamma\kappa) \sum_{e \in \pi} \ell_e(y).$$

Using the monotonicity of the mean latency functions,  $\ell_e(y) \leq \ell_e(z)$  for  $e \in \pi$ , from where  $Q^\gamma(y) \leq (1 + \gamma\kappa) \sum_{e \in \pi} \ell_e(z)$ . Since  $z_e > 0$  for all  $e \in \pi$  because of the property stated earlier, a flow decomposition can be found where  $\pi$  is used under the RNWE  $z$ , implying that  $C(z) = d \sum_{e \in \pi} \ell_e(z)$ . Finally, using Proposition 1,  $C(y) \leq dQ^\gamma(y) \leq d(1 + \gamma\kappa) \sum_{e \in \pi} \ell_e(z) = (1 + \gamma\kappa)C(z)$ , from where we get the bound on  $PRA$ .  $\square$

We now generalize the result for Braess graphs given in [16] to general graphs that admit alternating paths with a single alternation.

**Lemma 2.** *Considering the set of instances on general topologies with arbitrary mean latency and standard deviation functions that admit alternating paths with 2 disjoint forward subpaths,  $PRA \leq 1 + 2\gamma\kappa$ .*

*Proof.* We let  $\pi = A_1$ - $B_1$ - $A_2$  be the alternating path with 2 disjoint forward subpaths  $A_1$  and  $A_2$ , and reverse subpath  $B_1$ , where these subpaths belong to  $A$  or  $B$  correspondingly. Figure 4 illustrates the topology of these subpaths. Consider a RAWWE flow  $y$  and a flow-carrying path  $C_1$ - $B_1$ - $D_1$  under  $y$ . Such a path must exist because edges in  $B_1$  carry flow under  $y$  as it was mentioned earlier. Using the equilibrium conditions for  $y$ ,

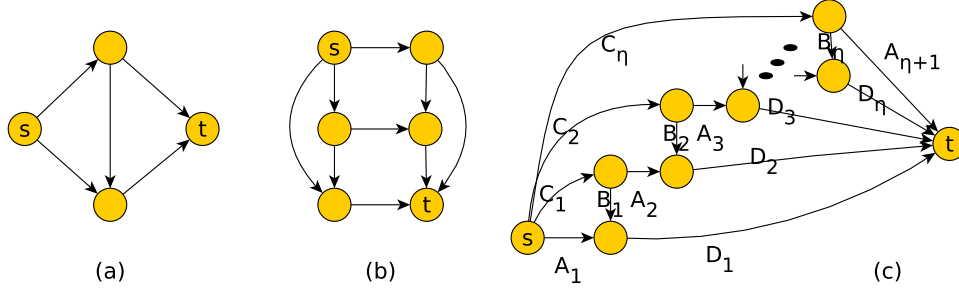
$$\ell_{C_1}(y) + \ell_{B_1}(y) + \ell_{D_1}(y) + \gamma \sqrt{\sigma_{C_1}^2(y) + \sigma_{B_1}^2(y) + \sigma_{D_1}^2(y)} \leq \ell_{A_1}(y) + \ell_{D_1}(y) + \gamma \sqrt{\sigma_{A_1}^2(y) + \sigma_{D_1}^2(y)}. \quad (3)$$

Let us first assume that  $\sigma_{C_1}^2(y) + \sigma_{B_1}^2(y) + \sigma_{D_1}^2(y) \leq \sigma_{A_1}^2(y) + \sigma_{D_1}^2(y)$ . For  $\alpha \leq \beta$  and  $\delta \geq 0$ , it can be proved that  $\sqrt{\beta + \delta} - \sqrt{\alpha + \delta} \leq \sqrt{\beta} - \sqrt{\alpha}$ . Letting  $\alpha = \sigma_{C_1}^2(y) + \sigma_{B_1}^2(y)$ ,  $\beta = \sigma_{A_1}^2(y)$ , and  $\delta = \sigma_{D_1}^2(y)$ , (3) implies that

$$\ell_{C_1}(y) + \ell_{B_1}(y) + \gamma \sqrt{\sigma_{C_1}^2(y) + \sigma_{B_1}^2(y)} \leq \ell_{A_1}(y) + \gamma \sqrt{\sigma_{A_1}^2(y)} \leq (1 + \gamma\kappa) \ell_{A_1}(y). \quad (4)$$

If  $\sigma_{C_1}^2(y) + \sigma_{B_1}^2(y) + \sigma_{D_1}^2(y) > \sigma_{A_1}^2(y) + \sigma_{D_1}^2(y)$ , (3) implies that  $\ell_{C_1}(y) + \ell_{B_1}(y) \leq \ell_{A_1}(y)$ , from where

$$\ell_{C_1}(y) + \ell_{B_1}(y) + \gamma \sqrt{\sigma_{C_1}^2(y) + \sigma_{B_1}^2(y)} \leq (1 + \gamma\kappa)(\ell_{C_1}(y) + \ell_{B_1}(y)) \leq (1 + \gamma\kappa) \ell_{A_1}(y).$$



**Fig. 5.** (a) The Braess graph. (b) The domino-with-ears graph. (c) A graph admitting an alternating path with  $\eta + 1$  disjoint forward subpaths.

Hence, in both cases the same inequality holds. Using a similar argument for the path  $C_1$ - $A_2$  instead of  $A_1$ - $D_1$ , we get  $\ell_{D_1}(y) + \ell_{B_1}(y) + \gamma(\sigma_{D_1}^2(y) + \sigma_{B_1}^2(y))^{1/2} \leq (1 + \gamma\kappa)\ell_{A_2}(y)$ . From the monotonicity of the square root, we further derive that

$$\ell_{D_1}(y) + \gamma\sigma_{D_1}(y) \leq \ell_{D_1}(y) + \gamma\sqrt{\sigma_{D_1}^2(y) + \sigma_{B_1}^2(y)} \leq (1 + \gamma\kappa)\ell_{A_2}(y) - \ell_{B_1}(y). \quad (5)$$

Since the path is used under  $y$ ,  $Q^\gamma(y) = \ell_{C_1}(y) + \ell_{B_1}(y) + \ell_{D_1}(y) + \gamma(\sigma_{C_1}^2(y) + \sigma_{B_1}^2(y) + \sigma_{D_1}^2(y))^{1/2}$ . Using again the norm-1, norm-2 inequality, together with (4) and (5), and the definitions of  $A$  and  $B$ , we can upper bound the previous expression with

$$\begin{aligned} \ell_{C_1}(y) + \ell_{B_1}(y) + \ell_{D_1}(y) + \gamma\sqrt{\sigma_{C_1}^2(y) + \sigma_{B_1}^2(y)} + \gamma\sigma_{D_1}(y) &\leq (1 + \gamma\kappa)(\ell_{A_1}(y) + \ell_{A_2}(y)) - \ell_{B_1}(y) \\ &\leq (1 + \gamma\kappa)(\ell_{A_1}(z) + \ell_{A_2}(z)) - \ell_{B_1}(z). \end{aligned} \quad (6)$$

Now we derive a related bound for the RNWE flow  $z$ . For a potentially different  $D_1$ , the path  $A_1$ - $D_1$  must carry flow under  $z$ . Such a path must exist because  $z_e > 0$  for  $e \in A_1$ . Furthermore, by the equilibrium conditions for  $z$  applied to path  $A_2$ , which also carries flow under  $z$ ,  $\ell_{A_2}(z) \leq \ell_{B_1}(z) + \ell_{D_1}(z)$ . Putting both remarks together,  $Q^0(z) = \ell_{A_1}(z) + \ell_{D_1}(z) \geq \ell_{A_1}(z) + \ell_{A_2}(z) - \ell_{B_1}(z)$ . Combining the last inequality with (6), and the fact that  $Q^0(z)$  is an upper bound for both  $\ell_{A_1}(z)$  and  $\ell_{A_2}(z)$ , we get

$$Q^\gamma(y) \leq Q^0(z) + \gamma\kappa(\ell_{A_1}(z) + \ell_{A_2}(z)) \leq (1 + 2\gamma\kappa)Q^0(z).$$

That implies the result since Proposition 1 yields  $C(y) \leq dQ^\gamma(y) \leq d(1 + 2\gamma\kappa)Q^0(z) = (1 + 2\gamma\kappa)C(z)$ .  $\square$

Lemma 1 implies that series-parallel graphs satisfy that  $PRA \leq 1 + \gamma\kappa$  [16] and it is well known that those graphs can be characterized as not containing the Braess graph. Along that line, we provide a forbidden minor characterization of Lemma 2: the topology of instances for which  $PRA \leq 1 + 2\gamma\kappa$  is characterized by graphs not containing the domino-with-ears graph as a minor. This graph is defined as a domino graph [3] with two arcs joining the respective pair of vertices at distance 2. The result extends one in [16] that establishes that  $PRA \leq 1 + 2\gamma\kappa$  for the Braess graph. Figure 5 depicts the forbidden graphs associated with the previous two lemmas. As a quick checkup of our results, note that the domino-with-ears graph contains the Braess graph as a minor so it cannot belong to the family of instances for which  $PRA \leq 1 + \gamma\kappa$ . Indeed, contracting the lower-left and upper-right vertical edges in the domino-with-ears graph produces the Braess graph.

**Theorem 6.** *Considering the set of instances on general topologies with arbitrary mean latency and standard deviation functions that do not have domino-with-ears as a minor,  $PRA \leq 1 + 2\gamma\kappa$ .*

*Proof.* To reach a contradiction, assume the equilibria of an instance not containing a domino-with-ears graph as a minor satisfy that  $C(x) > C(y)(1 + 2\gamma\kappa)$ . Since an alternating path must exist [16], by Lemmas 1 and 2, it must have strictly more than 2 disjoint forward subpaths. Let us denote the alternating path by  $A_1$ - $B_1$ - $A_2$ -...- $B_\eta$ - $A_{\eta+1}$  as indicated in Fig. 5(c), for  $\eta \geq 2$ . For each  $i$ , a path  $C_i$ - $B_i$ - $D_i$  must exist because  $B_i$  is a flow-carrying subpath under the flow  $y$ . By deleting all vertices not belonging to  $A_i$ ,  $B_i$ ,  $C_i$  or  $D_i$ , deleting all edges in  $C_3, \dots, C_\eta$  and

$D_4, \dots, D_\eta$ , contracting the subpath  $D_3$  so its tail and head become a single vertex, and contracting all edges of each of the subpaths  $C_1, C_2, D_1, D_2, A_1, A_2, A_3, B_1, B_2$  into a single edge, we obtain the domino-with-ears graph. This is a contradiction to the assumption that the domino-with-ears graph was not a minor.  $\square$

The previous proof implies that any graph that has the domino-with-ears graph as a minor cannot belong to the family of instances for which  $PRA \leq 1 + 2\gamma\kappa$ . Lemma 1 and Theorem 6 together imply that  $PRA \leq 1 + \eta\gamma\kappa$  holds for the set of instances admitting alternating paths in which the number of disjoint forward subpaths is not more than  $\eta$ , for  $\eta \leq 2$ . Although this does not fully generalize Theorem 1 to the case of standard deviations, it is a first step in that direction.

To provide matching lower bounds for the results of this section, we note that all paths in the proof of Theorem 2 have at most one edge with nonzero variance. For this reason, all the lower bounds in Section 3 work by reinterpreting the variances as standard deviations and the variance-to-mean ratios as coefficients of variation. In summary, we can copy the lower bound elements of Corollaries 1 and Theorem 3 to have the results for the standard deviation case.

**Corollary 2.** *The upper bounds  $PRA \leq 1 + \gamma\kappa$  and  $PRA \leq 1 + 2\gamma\kappa$  corresponding to graphs that admit alternating paths with 1 and 2 disjoint forward subpaths, respectively, are tight.*

## 6 Conclusion

We have considered the effect of risk averse players on selfish routing with stochastic travel times, captured by mean and variance functions of flow, following the mean-var and mean-stdev risk models in Nikolova and Stier-Moses [16]. Our main conceptual contribution is a new perspective and understanding of efficiency loss due to risk-averse behavior in terms of *topological* versus *functional* measures, the first one depending on the topology of the network and independent of the expected latency functions, and the second depending on the class of allowed latency functions and independent of the network topology, similarly to previous price of anarchy analysis. Our main technical contribution is the inductive construction of a family of graphs that can be adapted with appropriate mean and variance functions to yield both topological and functional lower bounds. We also show how to generalize previous price of anarchy analysis for deterministic congestion games based on variational inequalities [7] to provide a functional upper bound here. Our results may in turn inspire a re-investigation of the classic price of anarchy results in deterministic settings through the lens of the topological analysis.

We are just at the start of understanding and characterizing the effect of risk-averse player preferences on network equilibria. This work opens the way to multiple new research directions, including investigating alternative risk models, heterogeneous players and multiple demands. A key challenge is to develop a better understanding and technical approaches to non-additive risk-models, such as the mean-stdev model, which have so far resisted fully general upper bound analysis for arbitrary graphs—a step in that direction is our third technical contribution on the mean-stdev model for a family of graphs that contain and generalize series-parallel graphs and the Braess graphs. Moreover, although the construction used for the various lower bounds can also provide functional lower bounds for the standard deviation case, functional upper bounds for the standard deviation case so far remain elusive and will be the subject of future research.

### ACKNOWLEDGEMENTS.

This work was supported in part by NSF grant numbers CCF-1216103, CCF-1350823 and CCF-1331863, a Google Faculty Research Award, CONICET Argentina Grant PIP 112-201201-00450CO and ANPCyT Argentina Grant PICT-2012-1324. We would also like to thank the participants at the Dagstuhl Seminar on Dynamic Traffic Models in Transportation Science.

## Bibliography

- [1] H. Angelidakis, D. Fotakis, and T. Lianeas. Stochastic congestion games with risk-averse players. In B. Vöcking, editor, *Algorithmic Game Theory - 6th International Symposium, SAGT 2013, Aachen, Germany, October 21-23, 2013. Proceedings*, volume 8146 of *Lecture Notes in Computer Science*, pages 86–97. Springer, 2013.
- [2] M. J. Beckmann, C. B. McGuire, and C. B. Winsten. *Studies in the Economics of Transportation*. Yale University Press, New Haven, CT, 1956.
- [3] A. Brandstdt, V. B. Le, and J. P. Spinrad. *Graph Classes: A Survey*. SIAM, Philadelphia, PA, 1987.
- [4] R. Cominetti. Equilibrium routing under uncertainty. *Mathematical Programming B*, 151:117151, 2015.
- [5] R. Cominetti and A. Torrico. Additive consistency of risk measures and its application to risk-averse routing in networks. Technical report, Universidad de Chile, 2013.
- [6] J. R. Correa, A. S. Schulz, and N. E. Stier-Moses. Selfish routing in capacitated networks. *Mathematics of Operations Research*, 29(4):961–976, 2004.
- [7] J. R. Correa, A. S. Schulz, and N. E. Stier-Moses. A geometric approach to the price of anarchy in nonatomic congestion games. *Games and Economic Behavior*, 64:457–469, 2008.
- [8] T. Harks. Stackelberg strategies and collusion in network games with splittable flow. *Theory Comput Syst*, 48:781802, 2011.
- [9] R. E. McAuliffe. Coefficient of variation. In *Wiley Encyclopedia of Management*, volume 8, 2015.
- [10] R. Meir and D. Parkes. Playing the wrong game: Smoothness bounds for congestion games with behavioral biases. In *The 10th Workshop on the Economics of Networks, Systems and Computation (NetEcon'15)*, Portland, OR, 2015.
- [11] Y. Nie. Multi-class percentile user equilibrium with flow-dependent stochasticity. *Transportation Research Part B*, 45:1641–1659, 2011.
- [12] E. Nikolova. Approximation algorithms for reliable stochastic combinatorial optimization. In *Proceedings of the 13th International Conference on Approximation, APPROX/RANDOM'10*, pages 338–351, Berlin, Heidelberg, 2010. Springer.
- [13] E. Nikolova and N. E. Stier-Moses. Stochastic selfish routing. In *Proceedings of the 4th international conference on Algorithmic game theory, SAGT'11*, pages 314–325, Berlin, Heidelberg, 2011. Springer.
- [14] E. Nikolova and N. E. Stier-Moses. The burden of risk aversion in mean-risk selfish routing. Working paper of the full version. <http://arxiv.org/abs/1411.0059>, 2014.
- [15] E. Nikolova and N. E. Stier-Moses. A mean-risk model for the traffic assignment problem with stochastic travel times. *Operations Research*, 62(2):366–382, 2014.
- [16] E. Nikolova and N. E. Stier-Moses. The burden of risk aversion in mean-risk selfish routing. In T. Roughgarden, M. Feldman, and M. Schwarz, editors, *Proceedings of the Sixteenth ACM Conference on Economics and Computation, EC '15, Portland, OR, USA, June 15-19, 2015*, pages 489–506. ACM, 2015.
- [17] E. Nikolova, M. Brand, and D. R. Karger. Optimal route planning under uncertainty. In D. Long, S. F. Smith, D. Borrajo, and L. McCluskey, editors, *Proceedings of the International Conference on Automated Planning & Scheduling (ICAPS)*, pages 131–141, Cumbria, England, 2006.
- [18] E. Nikolova, J. A. Kelner, M. Brand, and M. Mitzenmacher. Stochastic shortest paths via quasi-convex maximization. In *Lecture Notes in Computer Science 4168 (ESA 2006)*, pages 552–563, Springer-Verlag, 2006.
- [19] F. Ordóñez and N. E. Stier-Moses. Wardrop equilibria with risk-averse users. *Transportation Science*, 44(1):63–86, 2010.
- [20] G. Piliouras, E. Nikolova, and J. S. Shamma. Risk sensitivity of price of anarchy under uncertainty. In *Proceedings of the Fourteenth ACM Conference on Electronic Commerce, EC '13*, pages 715–732, New York, NY, USA, 2013. ACM.
- [21] T. Roughgarden. The price of anarchy is independent of the network topology. *Journal of Computer and System Sciences*, 67(2):341–364, 2003.
- [22] T. Roughgarden and F. Schoppmann. Local smoothness and the price of anarchy in splittable congestion games. *J. Economic Theory*, 156:317–342, 2015.
- [23] J. G. Wardrop. Some theoretical aspects of road traffic research. *Proceedings of the Institute of Civil Engineers, Part II, Vol. 1*, pages 325–378, 1952.