

Capacity-Achieving Rate-Compatible Polar Codes

Song-Nam Hong, Dennis Hui and Ivana Marić

Ericsson Research

200 Holger Way, San Jose, CA, USA

Email: {songnam.hong, dennis.hui, ivana.maric}@ericsson.com

Abstract—We present a method of constructing rate-compatible polar codes that are capacity-achieving with low-complexity sequential decoders. The proposed code construction allows for incremental retransmissions at different rates in order to adapt to channel conditions. The main idea of the construction exploits the common characteristics of polar codes optimized for a sequence of successively degraded channels. The proposed approach allows for an optimized polar code to be used at every transmission thereby achieving capacity.

Index Terms—Polar codes, channel capacity, capacity-achieving codes, rate-compatibility, retransmissions, HARQ-IR.

I. INTRODUCTION

Polar codes, proposed by Arikan [1], achieve the symmetric capacity of the binary-input discrete memoryless channels using a low-complexity successive cancellation (SC) decoder. The finite-length performance of polar codes can be improved by deploying list decoder enabling polar codes to approach the performance of optimal maximum-likelihood (ML) decoder [2]. Furthermore, a polar code concatenated with a simple CRC outperforms well-optimized LDPC and Turbo codes even for short block lengths [2]. Due to their good performance and low complexity, polar codes are currently considered for possible use in future wireless communication systems (e.g. 5G cellular systems).

Wireless broadband systems operate in the presence of time-varying channels and therefore require flexible and adaptive transmission techniques. For such systems, hybrid automatic repeat request based on incremental redundancy (HARQ-IR) schemes are often used, where parity bits are sent in an incremental fashion depending on the quality of the time-varying channel. In HARQ-IR scheme, a number of parity bits chosen according to a rate requirement, are sent by the transmitter. IR systems require the use of *rate-compatible* codes typically obtained by puncturing. For a code to be rate-compatible, the set of parity bits of a higher rate code should be a subset of the set of parity bits of a lower rate code. This allows the receiver that fails to decode at a particular rate, to request only additional parity bits from the transmitter greatly reducing the complexity of the encoder/decoder. For this reason, there has been extensive research on the construction of rate-compatible Turbo codes and LDPC codes [3], [4], [5], [6], [7].

Although polar codes can achieve the capacity of symmetric binary-input channel, their rate-compatible constructions are

not in general capacity-achieving. Puncturing of polar codes incurs the rate loss and determining puncturing patterns that result in good performance was considered in [8], [9], [10], [11], [12]. More recently, an efficient algorithm for joint optimization of puncturing patterns and the set of information bits of the code was proposed and shown to outperform LDPC codes [13]. Because in [10]-[13], an information set is optimized according to a puncturing pattern, these methods cannot be used to design a family of rate-compatible punctured codes as required for HARQ-IR, where the same information set (generally optimized for the mother code) should be used for all punctured codes in the family. In [9], a heuristic search algorithm was presented to design a good puncturing pattern for a fixed information set. However, finding an optimal rate-compatible puncturing pattern with low complexity is still an open problem.

In this paper, we present a family of rate-compatible polar codes that are capacity-achieving. The main idea of our construction exploits the common characteristics of polar codes optimized for a sequence of degraded channels. In our approach, we construct a concatenated polar code that is decoded by a sequence of parallel polar decoders. We refer to this construction as *parallel concatenated polar codes*. The proposed code construction allows for incremental retransmissions at different transmission rates and can therefore be used for HARQ-IR. Furthermore, an optimized polar code is used at every retransmission thereby achieving capacity, for any class of degraded channels. A similar idea was in parallel proposed by Li et. al. in [14]. Due to the length limitation of polar codes, our proposed construction of rate-compatible polar codes can achieve the capacity only for a sequence of rates that satisfy a certain relationship (as specified in Theorem 3). In order to support any arbitrary sequence of rates, we present capacity-achieving punctured polar codes which can provide more flexibility on block length by controlling a puncturing fraction. Using such punctured polar codes, we show that the proposed rate-compatible polar code is capacity-achieving for an arbitrary sequence of rates.

The paper is organized as follows. Section II gives the definition of rate-compatible codes and preliminaries on polar codes. In Section III, we describe the capacity-achieving punctured code. Section IV presents the main capacity result and the idea of our code design. The precise code construction and decoding are presented in Section V. Comparison of the proposed approach to random puncturing is given in Section VI. Proofs are given in Section VII. Section VIII concludes

This work was presented at the 8th North American School of Information Theory (NASIT 2015), UCSD, La Jolla, CA, Aug. 10-14, 2015 and US Patent No. 14/824694 "Rate-Compatible Polar Codes" was filed on Aug. 12, 2015.

the paper.

II. PRELIMINARIES

In this section, we provide some basic definitions and background that will be used in the sequel.

A. Rate-Compatible Codes

We first start with a precise definition of what we mean by rate-compatible codes. To simplify notation, let $[K] \triangleq \{1, 2, \dots, K\}$ for any positive integer K and let $a^n = (a_1, \dots, a_n)$ denote a vector of length n . Given a fixed number of information bits, k , a family of codes, or code family, $\mathcal{C} = \{\mathcal{C}_1^{\bar{n}_1}, \mathcal{C}_2^{\bar{n}_2}, \dots, \mathcal{C}_K^{\bar{n}_K}\}$ with respective block lengths $\bar{n}_1 < \bar{n}_2 < \dots < \bar{n}_K$ and corresponding rates $R_1 > R_2 > \dots > R_K$, where $R_i = k/\bar{n}_i$, is said to be *rate-compatible* if there exist a sequence of encoding functions $\{e_i(\cdot)\}_{i \in [K]}$, where $e_i : \{0, 1\}^k \rightarrow \{0, 1\}^{\bar{n}_i}$ is the corresponding encoding function of \mathcal{C}_i for $i \in [K]$, and a sequence of projection operators $\{\pi_i(\cdot)\}_{i \in [K-1]}$, where $\pi_i : \{0, 1\}^{\bar{n}_{i+1}} \rightarrow \{0, 1\}^{\bar{n}_i}$ simply takes \bar{n}_i of the \bar{n}_{i+1} coordinates of its input as output, such that for each $i \in [K-1]$,

$$e_i(u^k) = \pi_i(e_{i+1}(u^k)) \quad (1)$$

for every possible information block $u^k \in \{0, 1\}^k$. We refer to such a sequence of encoding functions as a sequence of *nested encoding functions*. Condition (1) assures that the set of parity bits of a higher rate code is a subset of the set of parity bits of a lower rate code and therefore the code can be used for HARQ-IR. Obviously, any subfamily of \mathcal{C} denoted by $\mathcal{C}' = \{\mathcal{C}_{i_1}^{\bar{n}_{i_1}}, \mathcal{C}_{i_2}^{\bar{n}_{i_2}}, \dots, \mathcal{C}_{i_j}^{\bar{n}_{i_j}}\}$, for any $1 \leq i_1 < i_2, \dots < i_j \leq K$, is rate compatible if \mathcal{C} is rate compatible.

It follows immediately that a family of *linear* codes $\mathcal{C} = \{\mathcal{C}_1^{\bar{n}_1}, \mathcal{C}_2^{\bar{n}_2}, \dots, \mathcal{C}_K^{\bar{n}_K}\}$ is rate-compatible if and only if there exists a sequence of generator matrices $\{\mathbf{G}_i\}_{i \in [K]}$, each corresponding to a member in \mathcal{C} , such that the columns of \mathbf{G}_i is a subset of those of \mathbf{G}_{i+1} for every $i \in [K-1]$. Accordingly, we refer to $\{\mathbf{G}_i\}_{i \in [K]}$ as a sequence of *nested generating matrices*.

Let $W_1 \succeq W_2 \succeq \dots \succeq W_K$ denote a sequence of successively degraded discrete memoryless channels (DMC) with a common input alphabet \mathcal{X} , respective output alphabets $\{\mathcal{Y}_i\}_{i \in [K]}$, respective transition probability distributions $\{W_i(y|x)\}_{i \in [K]}$ where $x \in \mathcal{X}$ and $y \in \mathcal{Y}_i$, and respective capacities $C_1 > C_2 > \dots > C_K$. A sequence of rate-compatible code families, $\mathcal{C}_m = \{\mathcal{C}_1^{\bar{n}_{1,m}}, \mathcal{C}_2^{\bar{n}_{2,m}}, \dots, \mathcal{C}_K^{\bar{n}_{K,m}}\}$ for $m \in \mathbb{N}$, designed for a monotonically increasing sequence of information block sizes $\{k_m\}_{m \in \mathbb{N}}$, is said to be *capacity-achieving with respect to* $\{W_i\}_{i \in [K]}$ if, for every m , there exist a sequence of decoding functions $\{d_{i,m}(\cdot)\}_{i \in [K]}$, where $d_{i,m} : \mathcal{Y}_i^{\bar{n}_{i,m}} \rightarrow \{0, 1\}^{k_m}$, and a corresponding sequence of nested encoding functions $\{e_{i,m}(\cdot)\}_{i \in [K]}$ such that for any $\epsilon > 0$, we have, for every $i \in [K]$,

$$R_{i,m} \triangleq k_m/\bar{n}_{i,m} > C_i - \epsilon, \quad \text{and} \quad (2)$$

$$\Pr(u^{k_m} \neq d_{i,m}(y^{\bar{n}_{i,m}})) < \epsilon \quad (3)$$

for the joint probability distribution given by $p(u^{k_m}, y^{\bar{n}_{i,m}}) = 2^{-k_m} W_i^{\bar{n}_{i,m}}(y^{\bar{n}_{i,m}} | e_i(u^{k_m}))$, where $W_i^n(y^n | x^n) \triangleq \prod_{l=1}^n W_i(y_l | x_l)$, for all sufficiently large m .

In this paper, we focus on binary-input discrete memoryless channels (B-DMC) with input alphabet $\{0, 1\}$ and any output alphabet \mathcal{Y} . We denote the transition probabilities of any B-DMC W by $W(y|0)$ and $W(y|1)$ for all $y \in \mathcal{Y}$.

B. Polar Codes

Let $2^{\mathbb{N}}$ denote the set of powers of two. For any $n \in 2^{\mathbb{N}}$, let $\mathcal{G}_n \triangleq \mathcal{G}_2^{\otimes \log(n)}$ denote the rate-one generator matrix of all polar codes with block length n , where \mathcal{G}_2 is the 2-by-2 Arikan kernel [1]. As shown in [1], as n increases, under successive cancellation (SC) decoding, a fraction of the rows of \mathcal{G}_n leads to good bit-channels suitable for carrying information bits while the rest forms bad bit-channels whose input should be frozen to known values, assumed to be zero in this paper. Thus a polar code of length n is completely determined by the rate-one generator matrix \mathcal{G}_n and the information set A that specifies the set of good bit-channel locations with the rate of the code given by the ratio $R = |A|/n$. Let $\mathcal{C}(n, R, A)$ denote a polar code of rate R with information set A . Also let \mathcal{G}_n^A denote its $|A| \times n$ generator matrix formed by only taking the rows of \mathcal{G}_n that correspond to A . The specific orderings of rows within \mathcal{G}_n^A is unimportant in the following discussions. When in doubt, the ordering of rows that corresponds to the natural ordering of indices in A may be assumed.

Given a finite sequence of channels, $\{W_i\}_{i \in [K]}$, a sequence of polar codes $\{\mathcal{C}(n, R_i, A_i)\}_{i \in [K]}$ of a common block length n with different rates $R_1 > R_2 > \dots > R_K$, each corresponding to one channel, can be obtained by selecting a different information set A_i for each channel W_i . We refer to a sequence of polar codes $\{\mathcal{C}(n, R_i, A_i)\}_{i \in [K]}$ having the same block length n as a sequence of *nested polar codes* if their respective information sets are nested, i.e.

$$A_1 \supseteq A_2 \supseteq \dots \supseteq A_K. \quad (4)$$

For a given sequence of nested information sets $A_1 \supseteq A_2 \supseteq \dots \supseteq A_K$, we define an $|A_1| \times n$ generator matrix $\mathcal{G}_n^{(A_1, A_2, \dots, A_K)}$ with a partial ordering of rows according to $\{A_i\}$ as

$$\mathcal{G}_n^{(A_1, A_2, \dots, A_K)} = \begin{bmatrix} \mathcal{G}_n^{A_K} \\ \mathcal{G}_n^{A_{K-1} \setminus A_K} \\ \vdots \\ \mathcal{G}_n^{A_1 \setminus A_2} \end{bmatrix}. \quad (5)$$

Note that the only difference between $\mathcal{G}_n^{A_1}$ and $\mathcal{G}_n^{(A_1, A_2, \dots, A_K)}$ is that the ordering rows is more specifically defined in the latter. For any index set $D \subseteq [n]$, let $\mathcal{G}_n^{(A_1, A_2, \dots, A_K)}(D)$ denote a submatrix of $\mathcal{G}_n^{(A_1, A_2, \dots, A_K)}$ consisting of rows whose indices belong to D .

In practical wireless communication systems with HARQ, there is typically a target block error rate (e.g. 10%) at which channel codes are design to operate. We thus define the information set accordingly based on such a target block error

rate. When the information set is defined in this manner, the following result follows directly from [15, Lemma 4.7].

Lemma 1: [15, Lemma 4.7] Given a sequence of successively degraded channels $W_1 \succeq W_2 \succeq \dots \succeq W_K$, for any $\epsilon > 0$, $\{\mathcal{C}(n, R_i(\epsilon), A_{i,n}(\epsilon))\}_{i \in [K]}$ is a sequence of nested polar codes if

$$A_{i,n}(\epsilon) = \{j \in [n] : Z(W_{i,n}^{(j)}) \leq \epsilon\} \quad (6)$$

where $W_{i,n}^{(j)}$ denotes the j -th bit-channel resulted from a polar code with block length n applied to W_i , and $Z(W)$ denotes the Bhattacharyya parameter of bit-channel W given by $Z(W) \triangleq \sum_{y \in \mathcal{Y}} \sqrt{W(y|0)W(y|1)}$.

The same result holds when the set of good bit-channels (6) is defined in terms of the symmetric capacity $I(W)$ given by the mutual information between the channel input and channel output with uniform input distribution. When it is clear from the context, the dependency of R_i and A_i on ϵ may be dropped for notational simplicity.

Relation (4) is a key property that we will use for constructing rate-compatible polar codes. However, since nested polar codes have the same block length and varying information block sizes, they cannot directly be used as rate-compatible codes for HARQ-IR, which in contrast assumes a fixed information block size and allows varying block lengths to achieve different rates with a given error probability tolerance. To obtain a family of (capacity-achieving) rate-compatible codes, we need to construct multiple sequences of nested polar codes as described later.

III. PUNCTURED POLAR CODES

Polar codes with arbitrary lengths can be obtained by puncturing. A polar code of length n is punctured by removing a set of s columns from its generator matrix, which has the effect of reducing the codeword length from n to $n - s$. We let $\alpha = s/n$ denote a *puncturing fraction*. It is assumed that the receiver knows the locations of the punctured bits, and the decoder estimates both the punctured and transmitted symbols during decoding. The punctured polar code can be encoded and decoded in a similar way as the conventional polar codes. Formally, a punctured polar code of post-puncturing block length n is characterized by its "mother" (unpunctured) polar code of block length $n_u \in 2^{\mathbb{N}}$ and a puncturing pattern $p^{n_u} = (p_1, p_2, \dots, p_{n_u}) \in \{0, 1\}^{n_u}$ with $p_i = 0$ indicating that the i th coded bit is punctured and thus not transmitted. For a given p^{n_u} , let $\pi_{p^{n_u}} : \mathcal{Y}^{n_u} \rightarrow \mathcal{Y}^n$ be a projection operator that copies $n = w(p^{n_u})$ coordinates of its input as its output based on the puncturing pattern specified by p^{n_u} , where $w(p^{n_u})$ denotes the number of ones in p^{n_u} , i.e. $y^n = \pi_{p^{n_u}}(y^{n_u})$ containing the coordinates of y^{n_u} corresponding to the locations of ones in p^{n_u} . The notion of bit-channels in conventional polar codes can be extended to punctured polar codes in a straightforward manner as follows. For a given unpunctured polar code of block length $n_u \in 2^{\mathbb{N}}$ and punctured sequence p^{n_u} , we define the transition probability of the i -th bit channel

of the corresponding punctured polar code as

$$\begin{aligned} W^{(i)}(y^n, u^{i-1}, p^{n_u} | u_i) \\ = \frac{1}{2^{n_u-1}} \sum_{u_{i+1}^{n_u} \in \pi_{p^{n_u}}^{-1}(\{y^n\})} \sum_{y^{n_u}} W_n(y^{n_u} | u^{n_u} \mathcal{G}_{n_u}, p^{n_u}) \end{aligned} \quad (7)$$

where

$$W_n(y^{n_u} | x^{n_u}, p^{n_u}) = \prod_{j \in [n_u]} W(y_j | x_j) \quad (8)$$

if $y^{n_u} = (y_1, \dots, y_{n_u}) \in (\mathcal{Y} \cup e)^{n_u}$ is admissible in the sense that $\{j \in [n_u] : y_j = e\} = \{j \in [n_u] : p_j = 0\}$, or otherwise, $W_n(y^{n_u} | x^{n_u}, p^{n_u}) = 0$, and where e is an added output alphabet used to indicate an erasure. Based on (7), the information set of a punctured polar code can be defined in a similar manner as in (6), where $\pi_{p^{n_u}}^{-1}(S) \triangleq \{y^{n_u} \in \mathcal{Y}^{n_u} : \pi_{p^{n_u}}(y^{n_u}) \in S\}$ denotes the inverse image of $\pi_{p^{n_u}}(\cdot)$. Let $\mathcal{C}(n, R, A, p^{n_u})$ denote a punctured polar code of (post-puncturing) block length n , rate R , information set A , and a puncturing pattern p^{n_u} . Similarly, one can let $\mathcal{G}_{n_u, p^{n_u}}$ denote the matrix obtained by removing the columns of \mathcal{G}_{n_u} according to the locations of zeros in the puncturing pattern p^{n_u} , and for any nested information sets $A_1 \supseteq A_2 \supseteq \dots \supseteq A_K$, one can define $\mathcal{G}_{n, p^{n_u}}^{(A_1, A_2, \dots, A_K)}$ in the same manner as in (5). However, in most cases of our discussions below, there is only one puncturing pattern for each block length n , and therefore we will omit the mention of p^{n_u} and use the same notations for both punctured and unpunctured polar codes whenever it is clear from context.

In [12], length-compatible polar codes have been proposed where a puncturing pattern is found by using two processes called codeword puncturing and information freezing. The puncturing pattern is found by searching the large exponent matrices using a suboptimal method. In [11], a class of punctured polar codes is considered where all punctured codeword symbols are equal to zero; thus, these codes are actually shortened polar codes. Further, an optimization algorithm for finding a shortening pattern and a set of frozen symbols for polar codes was recently presented in [13]. In the proposed scheme that will be explained in Section IV, any good punctured (or shortened) polar code can be used for length flexibility and it is left for a future work to design a good punctured polar code for short block lengths. In order to show that the proposed rate-compatible polar codes achieve the capacity, we will use a capacity-achieving punctured polar code for any desired puncturing fraction, whose existence is shown in the following theorem.

Theorem 1: Consider any B-DMC W with $I(W) > 0$. For any fixed $R < I(W)$, $\beta < \frac{1}{2}$ and puncturing fraction $0 < \alpha < 1$, there exists a sequence of punctured polar codes, each with respective block length $n = (1 - \alpha)2^m$ and associated information sets $A_m \subset [2^m]$, $m \in \mathbb{N}$, such that $|A_m| \geq 2^m(1 - \alpha)R = nR$ and

$$P_{e,j,m} \leq O\left(2^{-2^{m\beta}}\right) = O\left(2^{-n^\beta}\right) \quad (9)$$

for all $j \in A_m$ and for all $m \in \mathbb{N}$, where $P_{e,j,m}$ denote the error probability of j -th polarized bit channel of the m -th punctured polar code.

Proof: The proof is given in Section VII. ■

IV. MAIN RESULTS

We next state two theorems that are the main results of this paper.

Theorem 2: For any sequence of successively degraded channels $W_1 \succeq W_2 \succeq \dots \succeq W_K$, there exists a sequence of rate-compatible polar code families that is capacity-achieving.

Proof: The proof is given in Section VII. ■

In case puncturing is not used, the constraint on a polar code block length $n = 2^l$, $l \in \mathbb{N}$ reduces the set of rates that can be supported by the proposed coding scheme. In particular, we have the following:

Theorem 3: For any sequence of successively degraded channels $W_1 \succeq W_2 \succeq \dots \succeq W_K$ whose symmetric capacities, for $i = 2, \dots, K$, satisfy

$$I(W_i) = \frac{I(W_1)}{1 + \sum_{j=2}^i 2^{\ell_j}} \quad (10)$$

for some $\ell_j \in \mathbb{Z}$, there exists a sequence of non-punctured rate-compatible polar code families that is capacity-achieving.

Proof: The proof is given in Section VII. ■

In the next section, we explain our main idea for the construction of a family of rate-compatible polar codes. A general code construction will be explained in Section V.

A. Main Idea

Before stating the precise construction, we first describe our idea on how to design the family of rate-compatible polar codes that are capacity-achieving.

To transmit k information bits over K channels $W_1 \succeq W_2 \succeq \dots \succeq W_K$ at rates $R_1 > \dots > R_K$, we generate K punctured polar codes $\mathcal{C}(n_i, R_i, A_i^{(i)})$, where n_i is the block length of the i -th transmission and is chosen such that

$$R_i = \frac{k}{\sum_{j=1}^i n_j} = \frac{k}{\bar{n}_i} \quad (11)$$

where $\bar{n}_i \triangleq \sum_{j=1}^i n_j$ is the effective block length after i transmissions. Exact choice of information sets $A_i^{(i)}$ is described later in the section. For retransmission i , the encoder uses punctured polar code $\mathcal{C}(n_i, R_i, A_i^{(i)})$, as illustrated in Figure 1.

In addition, for each block length n_i , $i = 1, \dots, K$, we construct a sequence of nested punctured polar codes $\{\mathcal{C}(n_i, R_j, A_j^{(i)})\}_{j=i}^K$ with rates $\{R_i, \dots, R_K\}$ such that

$$|A_j^{(i)}| = n_i R_j. \quad (12)$$

Code $\mathcal{C}(n_i, R_i, A_i^{(i)})$ is the code of the highest rate in that sequence of common block length n_i . Each such sequence satisfies the property (4) which will be exploited in decoding. In particular, suppose that m retransmissions, where $m \in [K]$, are needed and hence rate $I(W_m)$ is the highest rate that can

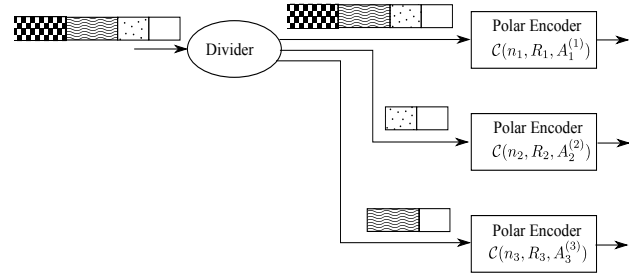


Fig. 1. Encoder structure of rate-compatible polar codes for rate $K = 3$. Only the first encoder is activate for rate R_1 , first and second encoders are active for rate R_2 , and all encoders are active for rate R_3 .

be supported by the channel. The decoder starts by decoding the information bits of the polar code $\mathcal{C}(n_m, R_m, A_m^{(m)})$. It then uses some of these decoded bits as frozen bits in the polar code $\mathcal{C}(n_{m-1}, R_{m-1}, A_{m-1}^{(m-1)})$ thereby, due to property (4), turning this code into a polar code $\mathcal{C}(n_{m-1}, R_m, A_m^{(m-1)})$ in the same sequence (i.e., of the same block length n_{m-1}) but of lower rate R_m which is supported by the channel. Hence, the information bits of this obtained code can be decoded. It then repeats this sequential decoding over m stages as shown in Figures 2 and 3, where in each stage, it decodes additional information bits using a polar code of rate R_m . As we show later in Theorem 2, the chosen transmit rates R_i as defined in (11) will approach the corresponding channel capacity $I(W_i)$, as n_i increases for all $i = 1, 2, \dots, K$.

To explain this idea in more detail we next show an example for $K = 3$. In this case, we wish to construct a family of rate-compatible polar codes that supports rates $R_1 > R_2 > R_3$. We start by constructing a sequence of nested (punctured) polar codes of block length n_1 . By Theorem 1, we can determine a sufficiently large n_1 and associated information sets denoted by $A_j^{(1)}$, $j = 1, 2, 3$ of size $|A_j^{(1)}| \geq n_1 R_j$ to guarantee a tolerable probability of error for each bit-channel in $A_j^{(1)}$ for all $j = 1, 2, 3$ when the information sets are applied to channels W_1 , W_2 and W_3 , respectively. By Lemma 1, we have $A_1^{(1)} \supseteq A_2^{(1)} \supseteq A_3^{(1)}$ with $|A_j^{(1)}| \geq n_1 R_j$ for all $j = 1, 2, 3$. For convenience, we only use subsets of these information sets if necessary such that $|A_j^{(1)}| = n_1 R_j$ for all $j = 1, 2, 3$. The nested subset property can be preserved by first determining $A_3^{(1)}$ such that $|A_3^{(1)}| = n_1 R_3$, then selecting additional bit-channels from $A_2^{(1)} \setminus A_3^{(1)}$ to form a new $A_2^{(1)}$ such that $|A_2^{(1)}| = n_1 R_2$, and so forth to form a new $A_1^{(1)}$ such that $|A_1^{(1)}| = n_1 R_1$. As a result, each code with information set $A_j^{(1)}$ enables us to decode $n_1 R_j$ information bits, and we will use these three information sets (i.e., codes) to support rates $R_1 > R_2 > R_3$ for the chosen block length n_1 . In the first transmission, we use the first (punctured) polar code $\mathcal{C}(n_1, R_1, A_1^{(1)})$ to transmit $k = |A_1^{(1)}|$ information bits at rate $R_1 = k/n_1$.

Let $I^{(1)} = \{1, 2, \dots, k\}$ denote the index set of $k = n_1 R_1$ information bits. To identify the information bits to be transmitted in the subsequent transmissions, we partition the index

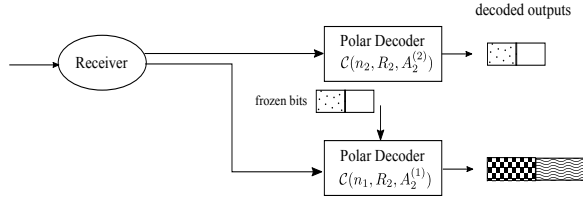


Fig. 2. Sequential decoder structure of rate-compatible polar codes for rate R_2 .

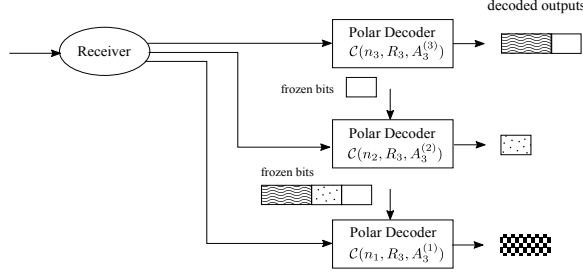


Fig. 3. Sequential decoder structure of rate-compatible polar codes for rate R_3 .

set $I^{(1)}$ of size k into $I^{(1)} = I_1^{(1)} \cup I_2^{(1)} \cup I_3^{(1)}$ such that $I_1^{(1)}$, $I_2^{(1)}$, and $I_3^{(1)}$ contain the indices of information bits that will be transmitted through the bit channels in $A_1^{(1)} \setminus A_2^{(1)}$, $A_2^{(1)} \setminus A_3^{(1)}$, and $A_3^{(1)}$, respectively (see Fig. 4). It follows that

$$\begin{aligned} |I_1^{(1)}| &= |A_1^{(1)}| - |A_2^{(1)}| = n_1 R_1 - n_1 R_2 \\ |I_2^{(1)}| &= |A_2^{(1)}| - |A_3^{(1)}| = n_1 R_2 - n_1 R_3 \\ |I_3^{(1)}| &= |A_3^{(1)}| = n_1 R_3. \end{aligned}$$

Sets $I_1^{(1)}$ and $I_2^{(1)}$ consist of bits that need to be frozen in respective codes $\mathcal{C}_p(n_1, R_1, A_1^{(1)})$ and $\mathcal{C}(n_1, R_2, A_2^{(1)})$ in order to reduce their rates to R_2 and R_3 , respectively, if subsequent transmissions are needed. Intuitively, we expect that the information bits in $I_j^{(1)}$ are assigned to better polarized bit channels as j increase.

In the second transmission, we will retransmit the information bits indexed by $I_1^{(1)}$. We encode the set $I_1^{(1)}$ using a new punctured polar code of length n_2 . We choose n_2 such that $\bar{n}_2 \triangleq n_1 + n_2 = k/R_2$ to ensure the effective rate after the second transmission equals R_2 . As before, by Theorem 1, we can determine a sequence of nested polar codes with information sets denoted by $A_j^{(2)}$ of size $|A_j^{(2)}| = n_2 R_j$ for $j = 2, 3$, to transmit information bits with tolerable error probability and $A_2^{(2)} \supseteq A_3^{(2)}$. We define $I^{(2)} \triangleq I_1^{(1)}$ to emphasize that $I_1^{(1)}$ are information bits used in the second transmission. We use bit-channels whose indices are in $A_2^{(2)}$ to transmit the information bits indexed by $I^{(2)}$, which is possible since

$$\begin{aligned} |I^{(2)}| &= |I_1^{(1)}| = n_1 R_1 - n_1 R_2 \\ &= k - \frac{n_1 k}{n_1 + n_2} = n_2 R_2 = |A_2^{(2)}|. \end{aligned}$$

As before, for subsequent transmission, we partition $I^{(2)}$ into

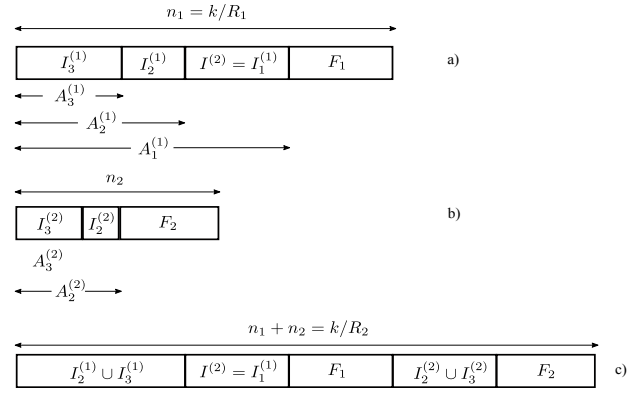


Fig. 4. Code construction for R_2 . F_i , $i = 1, 2$ denotes frozen bits. 1a) Polar codes of rate R_1 sent in the first transmission with information bits in $I^{(1)} = I_1^{(1)} \cup I_2^{(1)} \cup I_3^{(1)}$; 1b) Polar code of rate R_2 sent in the second transmission with information bits in $I^{(2)} = I_2^{(2)} \cup I_3^{(2)}$; 1c) Resulting concatenated codeword sent over two transmissions.

$I^{(2)} = I_2^{(2)} \cup I_3^{(2)}$ such that $I_2^{(2)}$ and $I_3^{(2)}$ contain respective indices of information bits that are transmitted through the bit channels in $A_2^{(2)} \setminus A_3^{(2)}$ and $A_3^{(2)}$. Then,

$$\begin{aligned} |I_2^{(2)}| &= |A_2^{(2)}| - |A_3^{(2)}| = n_2 R_2 - n_2 R_3 \\ |I_3^{(2)}| &= |A_3^{(2)}| = n_2 R_3. \end{aligned}$$

Finally, for the third transmission, we choose block length n_3 such that $\bar{n}_3 = n_1 + n_2 + n_3 = k/R_3$ to attain an effective overall rate of R_3 after the third transmission. We encode information bits $I^{(3)} = I_2^{(1)} \cup I_2^{(2)}$ using a (punctured) polar code with an information set of size

$$|I^{(3)}| = |A_3^{(3)}| = n_3 R_3 \quad (13)$$

which is possible since

$$\begin{aligned} |I^{(3)}| &= |I_2^{(1)}| + |I_2^{(2)}| = (n_1 + n_2)R_2 - (n_1 + n_2)R_3 \\ &= k - \frac{(n_1 + n_2)k}{n_1 + n_2 + n_3} = n_3 R_3 = |A_3^{(3)}|. \end{aligned}$$

For R_2 and R_3 , the encoding procedure and the resulting codeword are respectively shown in Fig. 4 and Fig. 5. Note that the obtained codeword of length k/R_3 is not a codeword of a polar code. Nonetheless, the decoding procedure will assure that we decode a codeword from a polar code at each rate R_i , $i = 1, \dots, 3$ thereby achieving capacity of the corresponding channel W_i .

In particular, decoder for $\mathcal{C}(n_3, R_3, A_3^{(3)})$ is first used to decode $R_3 n_3$ bits in $I^{(3)}$. Decoded bits $I_2^{(2)}$ are then used as frozen bits in the code $\mathcal{C}(n_2, R_2, A_2^{(2)})$ in order to obtain polar code $\mathcal{C}(n_2, R_3, A_3^{(2)})$ thereby enabling decoding of $R_3 n_2$ bits in $I_3^{(2)}$. We have so far decoded $I^{(3)} \cup I_2^{(1)}$. To decode the rest of the bits, we need to convert code of blocklength n_1 and rate R_1 that was used for transmission, into a code of rate R_3 . We do so by considering decoded $I^{(3)} \cup I_2^{(1)}$ as frozen bits in polar code $\mathcal{C}(n_1, R_2, A_1^{(1)})$ to obtain the polar code $\mathcal{C}(n_1, R_3, A_3^{(1)})$ with $R_3 n_1$ information bits $I_3^{(1)}$ that can be

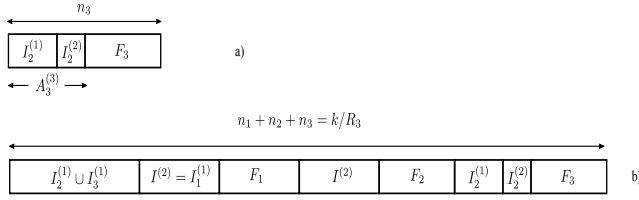


Fig. 5. Code construction for R_3 . 2a) Polar code of rate R_3 sent in the third transmission with information bits in $I^{(3)} = I_2^{(1)} \cup I_2^{(2)}$; 2b) Resulting concatenated codeword sent over three transmissions.

decoded. Therefore, we have now decoded all the bits in $I^{(1)}$.

In general, we choose a set of block lengths $\{n_i\}_{i \in [K]}$ and the number of information bits k sufficiently large such that for every transmission $i \in [K]$, we have $\sum_{j=1}^i n_j = k/R_i$, and we can find a sequence of nested punctured polar codes $\{\mathcal{C}(n_i, R_i, A_i^{(i)})\}_{j \in \{i, i+1, \dots, K\}}$ with block length n_i and respective information sets $\{A_j^{(i)}\}_{j \in \{i, i+1, \dots, K\}}$, such that $|A_j^{(i)}| = n_i R_j$ and that the error probability of each bit-channel in $A_j^{(i)}$ is tolerable. At transmission i , we then use the code $\mathcal{C}(n_i, R_i, A_i^{(i)})$ to transmit the information bits indexed by $I^{(i)} \triangleq \bigcup_{j=1}^{i-1} I_{i-1}^{(j)}$, where $I_{i-1}^{(j)}$ is the index set of the information bits that are used to convert the polar code in each of the previous transmissions from rate R_{i-1} (that cannot be supported by the channel) to corresponding codes of rate R_i . This is possible since

$$\begin{aligned}
 |I^{(i)}| &= \sum_{j=1}^{i-1} q_{i-1}^{(j)} = (R_{i-1} - R_i) \sum_{j=1}^{i-1} n_j \\
 &= k - R_i \sum_{j=1}^{i-1} n_j \\
 &= k - \frac{\left(\sum_{j=1}^{i-1} n_j\right) k}{\sum_{j=1}^i n_j} \\
 &= n_i R_i = |A_i^{(i)}|
 \end{aligned} \tag{14}$$

where

$$q_i^{(j)} \triangleq n_j (R_i - R_{i+1}) \tag{15}$$

for each $i \in [K-1]$.

Note that in the case of K transmissions, all polar codes used in first $K-1$ transmissions have a rate that is too high to be supported by the channel. We use the described code construction to enable their sequential decoding as described earlier in this section for $K=3$. The decoding algorithm for the general case is given in the next section.

For case $K=3$, the generator matrix \mathbf{G}_3 of the code is defined to be

$$\mathbf{G}_3 = [\mathbf{S}_1 \mathbf{S}_2 \mathbf{S}_3] \tag{16}$$

where \mathbf{S}_i is a $k \times n_i$ matrix with $n_i = k/r_i - \sum_{j=1}^{i-1} n_j$ and

$$\mathbf{S}_1 = [\mathcal{G}_{n_1}^{(A_1^{(1)}, A_2^{(1)}, A_3^{(1)})}] \tag{17}$$

$$\mathbf{S}_2 = \begin{bmatrix} \mathbf{0}_{R_2 n_1 \times n_2} \\ \mathcal{G}_{n_2}^{(A_2^{(2)}, A_3^{(2)})} \end{bmatrix} \tag{18}$$

$$\mathbf{S}_3 = \begin{bmatrix} \mathbf{0}_{R_3 n_1 \times n_3} \\ \mathcal{G}_{n_3}^{A_3^{(3)}} ([1 : q_1^{(3)}]) \\ \mathbf{0}_{R_3 n_2 \times n_3} \\ \mathcal{G}_{n_3}^{A_3^{(3)}} ([q_1^{(3)} + 1 : q_1^{(3)} + q_2^{(3)}]) \end{bmatrix} \tag{19}$$

and where $q_1^{(3)}$ and $q_2^{(3)}$ are given by (15). The generator matrix for each punctured code of rate R_i is given by

$$\mathbf{G}_i = [\mathbf{S}_1 \dots \mathbf{S}_i] \text{ for } i = 1, 2. \tag{20}$$

V. GENERAL CODE CONSTRUCTION

In this section, we describe a general method of constructing rate compatible (punctured) polar codes through concatenation of generating matrices of multiple polar codes with (possibly) different block lengths. We refer to the construction process as parallel concatenation and to the resulting class of codes as *parallel concatenated polar (PCP) codes*.

A. Parallel Concatenated Polar Codes

Formally, given an information block size k and a set of subblock lengths $\{n_i\}_{i \in [K]}$, where $R_i = k/\sum_{j=1}^i n_j$, a K -level PCP code of overall block length n_K and rate R_K is characterized by a collection of K sequences of nested polar codes $\{\mathcal{C}(n_i, R_j, A_j^{(i)})\}_{j \geq i, i \in [K]}$, which satisfy the nested information-set property $A_i^{(i)} \supseteq A_{i+1}^{(i)} \supseteq \dots \supseteq A_K^{(i)}$ for each $i \in [K]$, and a collection of K bit mappings, $h^{(i)} : [|A_i^{(i)}|] \rightarrow [k]$ for $i \in [K]$. Note that a total of $K(K+1)/2$ polar codes, covering different information-set sizes $|A_j^{(i)}| = n_i R_j$ for all $j \geq i$ and $i \in [K]$, is involved in a K -level PCP code. The $k \times R_K$ generator matrix of a K -level PCP code is fully determined by $(\{\mathcal{C}(n_i, R_j, A_j^{(i)})\}_{j \geq i, i \in [K]}, \{h^{(i)}\}_{i \in [K]})$ and is a concatenation of submatrices of $\{\mathcal{G}_{n_i}\}_{i \in [K]}$ in the form

$$\mathbf{G}_K = [\mathbf{S}_1 \mathbf{S}_2 \dots \mathbf{S}_K] \tag{21}$$

where \mathbf{S}_i is a $k \times n_i$ matrix whose non-zero rows come from the rows of \mathcal{G}_{n_i} and are indexed by the set $I^{(i)} = h^{(i)}(|A_i^{(i)}|)$. More precisely, the m -th row of the matrix $\mathcal{G}_{n_i}^{(A_i^{(i)}, A_{i+1}^{(i)}, \dots, A_K^{(i)})}$, which is a row-permuted submatrix of \mathcal{G}_{n_i} , is placed at the $h^{(i)}(m)$ -th row of \mathbf{S}_i , for every $m \in [|A_i^{(i)}|]$, while all other $(k - n_i R_i)$ rows of \mathbf{S}_i are zero, where $|A_i^{(i)}| = n_i R_i$. The matrix \mathbf{S}_i defines the " i -th level" of the PCP code.

A key feature of a PCP code is that it is sequentially decodable level-by-level if the bit mapping functions $\{h^{(i)}(\cdot)\}_{i \in [K]}$ are properly related in accordance with $\{A_j^{(i)}\}$. We define their proper relationships in a recursive manner in the following. Suppose that we are given the matrices $\{\mathcal{G}_{n_j}^{(A_j^{(j)}, A_{j+1}^{(j)}, \dots, A_K^{(j)})}\}_{j \in [K]}$ as defined in (5) and that we have already determined the submatrices $\{\mathbf{S}_j\}_{j=1}^i$ of \mathbf{G}_K up to the i -th level for some $i \geq 1$. Also suppose that we know the corresponding bit mapping $h^{(j)} : [n_j R_j] \rightarrow [k]$ that specifies the non-zero rows of \mathbf{S}_j that contains the rows of

$\mathcal{G}_{n_j}^{(A_j^{(j)}, A_{j+1}^{(j)}, \dots, A_K^{(j)})}$ for all $j \in [i]$, with $h^{(1)}(\cdot)$ simply defined as $h^{(1)}(m) = m$ for $m \in [k]$. We now define $h^{(i+1)}(\cdot)$ in terms of $\{h^{(m)}(\cdot)\}_{m \in [i]}$. To simplify notation, we define $Q_0^{(i+1)} \triangleq 0$ and for each $j \in [i]$,

$$Q_j^{(i+1)} = \sum_{l=1}^j q_l^{(i)}. \quad (22)$$

Now we partition the domain of $h^{(i+1)}(\cdot)$, namely $[n_{i+1}R_{i+1}]$ into disjoint sets as

$$[n_{i+1}R_{i+1}] = \bigcup_{j=1}^i J_j^{(i+1)}. \quad (23)$$

where

$$J_j^{(i+1)} \triangleq \{Q_{j-1}^{(i+1)} + 1, Q_{j-1}^{(i+1)} + 2, \dots, Q_{j-1}^{(i+1)} + q_j^{(j)}\} \quad (24)$$

is a set of consecutive integers for all $j \in [i]$. We can now define an bit mapping $h^{(i+1)} : [n_{i+1}R_{i+1}] \rightarrow I^{(i+1)} \subseteq [k]$ for S_{i+1} in a piece-wise fashion as

$$h^{(i+1)}(m) = h^{(j_m)} \left(m - Q_{j_m-1}^{(i+1)} + n_{j_m} r_{j_m} - \sum_{l=j_m}^i q_l^{(j_m)} \right) \quad (25)$$

for $m \in [n_{i+1}R_{i+1}]$, where j_m denotes the index of the interval $J_{j_m}^{(i+1)}$ that contains integer m . Note that the image $I_i^{(j)} \triangleq h^{(i+1)}(J_j^{(i+1)})$ on the set $J_j^{(i+1)}$ is the index set of information bits that needs to be decoded, and subsequently frozen, in order to convert the polar code $\mathcal{C}(n_j, R_i, A_i^{(j)})$ of rate R_i to the polar code $\mathcal{C}(n_j, R_{i+1}, A_{i+1}^{(j)})$ for all $j \in [i]$ and $i \in [K-1]$ within the respective nested polar code sequences. With such a definition of $\{h^{(i)}(\cdot)\}_{i \in [K]}$, it can be shown straightforwardly that a K -level PCP code can be decoded sequentially from the polar code at level K back to level 1.

A K -level PCP code $(\{\mathcal{C}(n_i, R_j, A_j^{(i)})\}_{j \geq i, i \in [K]}, \{h^{(i)}\}_{i \in [K]})$ clearly induces a family of rate-compatible linear codes $\mathcal{C} = \{\mathcal{C}_1^{\bar{n}_1}, \mathcal{C}_2^{\bar{n}_2}, \dots, \mathcal{C}_K^{\bar{n}_K}\}$ with each member $\mathcal{C}_i^{\bar{n}_i}$ having block length $\bar{n}_i \triangleq \sum_{j \in [i]} n_j$, rate R_i , and a generator matrix given by

$$\mathbf{G}_i = [\mathbf{S}_1 \mathbf{S}_2 \dots \mathbf{S}_i], \quad (26)$$

since $\{\mathbf{G}_i\}_{i \in [K]}$ forms a sequence of nested generating matrices, i.e. $\mathbf{G}_i \subseteq \mathbf{G}_{i+1}$ for all $i \in [K-1]$. The K -level PCP code with generator matrix \mathbf{G}_K may be viewed as the "mother" code of the lowest rate in the rate compatible family.

B. Sequential Decoding

To decode the constructed parallel concatenated polar code we use sequential decoder shown in Algorithm 1.

In the decoding given by Algorithm 1, information bits are decoded by K polar decoders sequentially. The number of bit decisions made by the sequential decoder is independent of the number of decoding stages K and it equals the number of information bits k . The sequential decoder approach is optimal in the sense that it achieves the capacity as all block

Algorithm 1 Decoding algorithm

- 1: **procedure** DECODER($\mathbf{y}^{\bar{n}_K}$) ▷ Input: received vector $\mathbf{y}^{\bar{n}_K}$
 - 2: Decode $n_K R_K$ bits $I_K^{(K)}$ using $\mathcal{C}(n_K, R_K, A_K^{(K)})$
 - 3: **for** $i = K-1, \dots, 1$ **do**
 - 4: Use $\bigcup_{j=i}^{K-1} I_j^{(i)}$ as frozen bits in $\mathcal{C}(n_i, R_i, A_i^{(i)})$ to get $\mathcal{C}(n_i, R_K, A_K^{(i)})$
 - 5: Decode $n_i R_K$ bits $I_K^{(i)}$ using $\mathcal{C}(n_i, R_K, A_K^{(i)})$
 - 6: **end for**
 - 7: **return** $I^{(1)} = \bigcup_{i=1}^K I_K^{(i)}$ ▷ Output: decoded bits $I^{(1)}$
 - 8: **end procedure**
-

lengths approach infinity. However, for finite block lengths, other decoding algorithms can be considered such as belief propagation (BP) decoding [16], [17] over the whole graph induced by parallel concatenated polar codes.

VI. SIMULATION RESULTS: FINITE LENGTH

Performance comparison of the proposed scheme with random puncturing is shown in Fig. 6. In Fig. 6, the mother code in our scheme has rate $R = 3/4$ and the codes for lower rates $R = 1/2$ and $R = 1/3$ are obtained using parallel concatenated polar codes as described in previous sections (see Table I for specific polar code descriptions). Since n_3 is not of the form of powers of two, a punctured polar code was used for that block length where the locations of punctured bits are uniformly distributed and the information set is optimized by taking puncturing into account. In contrast, for random puncturing approach, the information set is optimized for the mother code with rate $R = 1/3$ and higher rates $R = 1/2$ and $R = 3/4$ are obtained by random puncturing. As a mother code, we used a polar code with block length 512 and information bits 171. We observe that our scheme significantly outperforms random puncturing at rate $R = 3/4$ where a large number of bits need to be punctured in the latter scheme. At rate $R = 1/3$, random puncturing outperforms parallel concatenated polar codes. This may be due to the use of suboptimal sequential decoder where an error probability is computed as $1 - P(\{\text{all component decoders have no error}\})$.

TABLE I
CODE CONSTRUCTIONS

	$R_1 = 3/4$	$R_2 = 1/2$	$R_3 = 1/3$
$n_1 = 256$	$k = 192$	$k = 128$	$k = 85$
$n_2 = 128$		$k = 64$	$k = 42$
$n_3 = 195$			$k = 65$

VII. PROOFS

In this section, we provide the proofs of our main theorems.

A. Proof of Theorem 1

We first prove the following proposition and then apply it with a slightly larger target puncturing fraction $\alpha' = \alpha/(1-\epsilon)$, $\epsilon = \frac{1-\alpha}{1+2\alpha R/(I(W)-R)} = \frac{1-\alpha'}{\alpha'} \frac{I(W)/R-1}{2} > 0$, and a slightly higher target rate $R' = R(1 + \epsilon \frac{\alpha'}{1-\alpha'}) = (I(W) + R)/2 <$

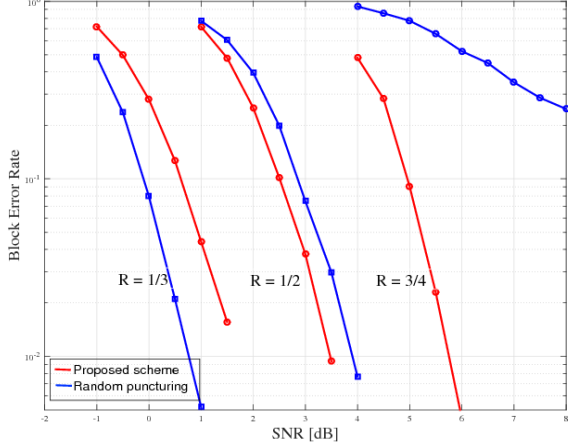


Fig. 6. Performance of the proposed scheme vs. puncturing.

$I(w)$. We obtain $m^* \in \mathbb{N}$ such that for each $m \geq m^*$, we have a punctured polar code with block length $n = (1 - (1 - \epsilon)\alpha')2^m = (1 - \alpha)2^m$, an information set $|A_m| \geq 2^m(1 - \alpha)R' = 2^m(1 - (1 - \epsilon)\alpha')R = 2^m(1 - \alpha)R = nR$, and

$$P_{e,j,m} \leq C(\epsilon, \alpha') \left(2^{-2^{m\beta}}\right) \quad (27)$$

for all $j \in A_n$. for some constant $C(\epsilon, \alpha')$. By simply picking a large enough constant $C(\epsilon, \alpha')$ such that $C(\epsilon, \alpha')2^{-5m^*/4} \geq 1$, the desired result (9) follows for all $m \in \mathbb{N}$.

Proposition 1: Consider any B-DMC W with $I(W) > 0$. For any fixed $R < I(W)$, $\beta < \frac{1}{2}$, $0 < \epsilon < 1$, and $0 < \alpha < 1$, there exists a sequence of punctured polar codes, each with block length $n = (1 - (1 - \epsilon)\alpha)2^m$ and associated information set $A_m \subset [2^m]$, for all integer $m \geq m^*(\epsilon, \alpha)$, such that $|A_m| \geq 2^m(1 - \alpha)R = nR$ and

$$P_{e,j,m} \leq O\left(2^{-2^{m\beta}}\right) = O\left(2^{-n^\beta}\right) \quad (28)$$

for all $j \in A_m$.

Proof: We fix α , β , ϵ , and R . For the proof, we show the existence of a sequence of capacity-achieving punctured polar codes using a random puncturing argument. Let $\mathcal{P}(n_u, (1 - \epsilon)\alpha)$ denote the set of all possible puncturing patterns in $\{0, 1\}^{n_u}$ with puncturing fraction $(1 - \epsilon)\alpha$. Random puncturing implies that a puncturing pattern p^{n_u} is chosen from $p^{n_u} \in \mathcal{P}(n_u, (1 - \epsilon)\alpha)$ with probability $f(p^{n_u})$. Then, a random puncturing is defined by specifying a puncturing set $\mathcal{P}(n_u, (1 - \epsilon)\alpha)$ and a puncturing distribution $f(p^{n_u})$. We let $P_{e,j,m}$ denote the average bit error probability of j -th polarized bit channel followed by random puncturing, where the average is performed with respect to puncturing distribution $f(p^{n_u})$. We will show that there exist an information set A_m , a puncturing set $\mathcal{P}(n_u, (1 - \epsilon)\alpha)$, and a puncturing distribution $f(p^{n_u})$, such that

$$P_{e,j,m} \leq O\left(2^{-2^{m\beta}}\right), \quad (29)$$

for all $j \in A_m$. Therefore, there exists at least one puncturing pattern $\hat{p}^{n_u} \in \mathcal{P}(n_u, (1 - \epsilon)\alpha)$ to satisfy the above error probability.

First, we find an information set for a punctured polar code as follows. Given the puncturing fraction α , we form the cascade channel of binary erasure channel with erasure probability α (denoted by $\text{BEC}(\alpha)$) and W , which is denoted by $W(\alpha)$. Obviously, the resulting channel $W(\alpha)$ is B-DMC. From [1, Theorem 2], for $W(\alpha)$ and fixed $R < I(W)$ (i.e., $R' = (1 - \alpha)R < I(W(\alpha))$), there exists a sequences of $A_m \subset [2^m]$ such that $|A_m| \geq 2^m R' = 2^m(1 - \alpha)R$ and $Z(W_{n_u}^{(i)}(\alpha)) \leq O(2^{-5m/4})$ for all $i \in A_m$. We use the stronger result on the rate polarization from [18] that $Z(W_{n_u}^{(i)}(\alpha)) \leq O(2^{-2^{m\beta}})$. Notice that this information set will be used for the punctured polar code.

Next, we show that there exist a puncturing set $\mathcal{P}(n_u, (1 - \epsilon)\alpha)$ and a puncturing distribution $f_{p^{n_u}}$ such that $P_{e,j,m} \leq O(2^{-2^{m\beta}})$ for all $j \in A_m$. Let $y_e^{n_u}$ and y^{n_u} denote the channel outputs of $W(\alpha)$ and W , respectively. Recall that $Z(W_{n_u}^i(\alpha))$ denotes the upper bound on the error probability of polarized channel j (of the cascade channel), defined by

$$P(\mathcal{E}_j) \triangleq \sum_{p^{n_u} \in \Omega_{n_u, \alpha}} P(\mathcal{E}_{j,p^{n_u}})P(p^{n_u}), \quad (30)$$

where $\mathcal{E}_{j,p^{n_u}}$ denotes a conditional error event of SC decoder for the given erasure pattern p^{n_u} (induced by $\text{BEC}(\alpha)$) and $\Omega_{n_u, \alpha}$ denotes the set of all possible erasure patterns induced by $\text{BEC}(\alpha)$.

Define the empirical probability mass function (pmf) of p^{n_u} as

$$\pi(x|p^{n_u}) = \frac{|\{i : p_i = x\}|}{n_u} \text{ for } x \in \{0, 1\},$$

where “0” represents an erasure. Let X_1, X_2, \dots be a sequence of independent and identically distributed random variables $X_i \sim p_X(p_i = 0) = \alpha$. For $X \sim p(x)$ and fixed $\epsilon \in (0, 1)$, define the set of ϵ -typical n -sequences p^{n_u} as

$$\mathcal{T}_\epsilon^{(n)}(\alpha) = \{p^{n_u} : |\pi(x|p^{n_u}) - p(x)| < \epsilon p(x) \text{ for all } x \in \{0, 1\}\}.$$

Clearly, we have that $\mathcal{T}_\epsilon^{(n)}(\alpha) \subseteq \Omega_{n_u, \alpha}$. Further, by the Law of Large Numbers, there exists $n(\epsilon)$ such that $P(\mathcal{T}_\epsilon^{(n)}(\alpha)) > 1 - \epsilon$ for all $n \geq n(\epsilon)$. We let $2^{m^*(\epsilon)} = n(\epsilon)$. From now on, it is assumed that $n \geq n(\epsilon)$. In (30), by replacing $\Omega_{n_u, \alpha}$ by $\mathcal{T}_\epsilon^{(n)}(\alpha)$, we obtain that

$$\begin{aligned} P(\mathcal{E}'_j) &\triangleq \sum_{p^{n_u} \in \mathcal{T}_\epsilon^{(n)}(\alpha)} P(\mathcal{E}_{j,p^{n_u}}) \frac{P(p^{n_u})}{1 - \epsilon + \delta} \\ &\leq \frac{1}{1 - \epsilon} P(\mathcal{E}_j), \end{aligned} \quad (31)$$

where we chose $\delta > 0$ such that $\sum_{p^{n_u} \in \mathcal{T}_\epsilon^{(n)}(\alpha)} \frac{P(p^{n_u})}{1 - \epsilon + \delta} = 1$. Notice that such δ always exists since $P(\mathcal{T}_\epsilon^{(n)}(\alpha)) > 1 - \epsilon$. Notice that, for any $p^{n_u} \in \mathcal{T}_\epsilon^{(n)}(\alpha)$, we have that $|\pi(0|p^{n_u}) - \alpha| < \epsilon\alpha$. For any $p^{n_u} \in \mathcal{T}_\epsilon^{(n)}(\alpha)$ define a mapping $\xi : p^{n_u} \rightarrow \hat{p}^{n_u}$ such that \hat{p}^{n_u} is obtained by removing erasures

in p^{n_u} until $\pi(0|\hat{p}^{n_u}) = (1-\epsilon)\alpha$, and the positions of erasures removed are chosen with natural ordering. Using this, define

$$P(\hat{p}_{n_u}) \triangleq \sum_{p^{n_u}: \xi(p^{n_u}) = \hat{p}^{n_u}} \frac{P(p^{n_u})}{1-\epsilon+\delta}. \quad (32)$$

Clearly, $\sum_{\hat{p}^{n_u} \in \xi(\mathcal{T}_\epsilon^{(n)}(\alpha))} P(\hat{p}^{n_u}) = 1$. Then, we show that

$$\begin{aligned} P(\mathcal{E}_j'') &\triangleq \sum_{\hat{p}^{n_u} \in \xi(\mathcal{T}_\epsilon^{(n)}(\alpha))} P(\mathcal{E}_{j, \hat{p}^{n_u}}) P(\hat{p}^{n_u}) \\ &\stackrel{(a)}{\leq} \sum_{\hat{p}^{n_u} \in \xi(\mathcal{T}_\epsilon^{(n)}(\alpha))} \sum_{p^{n_u}: \xi(p^{n_u}) = \hat{p}^{n_u}} P(\mathcal{E}_{j, p^{n_u}}) \frac{P(p^{n_u})}{1-\epsilon+\delta} \\ &= P(\mathcal{E}_j'), \end{aligned} \quad (33)$$

where (a) is due to the fact that $P(\mathcal{E}_{j, \hat{p}^{n_u}}) \leq P(\mathcal{E}_{j, p^{n_u}})$ for any $p^{n_u} \in \xi^{-1}(\{\hat{p}^{n_u}\})$, i.e., deleting erasures does not increase an error. From (31) and (33), we obtain that

$$P(\mathcal{E}_j'') \leq \frac{1}{1-\epsilon} P(\mathcal{E}_j). \quad (34)$$

We are now ready to define our random puncturing with puncturing fraction $(1-\epsilon)\alpha$ by choosing

$$\mathcal{P}(n_u, (1-\epsilon)\alpha) = \xi(\mathcal{T}_\epsilon^{(n)}(\alpha)) \quad (35)$$

$$f(p^{n_u}) = P(\hat{p}^{n_u}) \quad (36)$$

where $P(\hat{p}^{n_u})$ is defined in (32). From (34), we can show that, for all $n \geq n(\epsilon)$,

$$P_{e,j,m} = P(\mathcal{E}_j'') \leq \frac{1}{1-\epsilon} P(\mathcal{E}_j) \leq Z(W(\alpha)_{n_u}^{(j)}) \leq O\left(2^{-2^{m\beta}}\right),$$

for all $j \in A_m$ where A_m is defined over the cascade channel $W(\alpha)$. This completes the proof. \blacksquare

B. Proof of Theorem 2

For given degraded channels $W_1 \succeq W_2 \succeq \dots \succeq W_K$, we consider a rate-compatible polar code $(\mathcal{C}_1^{\bar{n}_1}, \dots, \mathcal{C}_K^{\bar{n}_K})$ with respective block lengths $\bar{n}_1 < \dots < \bar{n}_K$ and corresponding rates $R_1 > \dots > R_K$ as follows.

We first choose $n_1 = (1-\alpha_1)2_1^m$ for some $\alpha_1 \in [0, 1)$ and $m_1 \in \mathbb{N}$. Furthermore, we choose, for $i = 2, \dots, K$ lengths of the form $n_i = (1-\alpha_i)2^{m_i}$ $\alpha_i \in [0, 1)$ and $m_i \in \mathbb{N}$ as

$$n_i = (I(W_1) - \delta_i) \left(\frac{1}{I(W_i) - \delta_i} - \frac{1}{I(W_{i-1}) - \delta_i} \right) n_1, \quad (37)$$

where notice that $m_i = m_1 + m_i'$ for some non-negative integer m_i' . We can further choose $\delta_i = \delta$ for all i . From Theorem 1, for fixed n_i and each channel W_i , $i = 1, \dots, K$, there exist information sets such that

$$|A_j^{(i)}| = (I(W_j) - \delta)n_i. \quad (38)$$

From Lemma [15, Lemma 4.7] it further follows that $A_j^{(i)} \supseteq \dots \supseteq A_k^{(i)}$. We denote the number of information bits that will be sent by the code as

$$k = |A_1^{(1)}|. \quad (39)$$

We note that the above choice (37) of n_i is possible only due to puncturing as shown in Theorem 1. If, instead, a polar code without puncturing would have been used, finding n_i of the form $n_i = 2^{m_i}$ that satisfy (37) would be impossible for most values of $I(W_i)$.

It is then easy to show that for the choice (37) for lengths n_i , the condition (14) that is required to hold by our code construction, is satisfied. In particular, by using (12), condition (14) can be re-written as

$$|A_i^{(i)}| = |A_1^{(1)}| - \sum_{j=1}^{i-1} |A_i^{(j)}| \quad (40)$$

for $i = 1, \dots, K$. To show that (40) is satisfied we rewrite (37) as

$$n_i(I(W_i) - \delta) = k - \left(I(W_1) - \delta \right) \frac{(I(W_i) - \delta)}{I(W_{i-1}) - \delta} n_1 \quad (41)$$

where we used the fact that $k = n_1(I(W_1) - \delta)$. It is easy to check that

$$(I(W_1) - \delta) \frac{(I(W_i) - \delta)}{I(W_{i-1}) - \delta} n_1 = \sum_{j=1}^{i-1} |A_i^{(j)}|. \quad (42)$$

From (38) we further have that

$$n_i(I(W_i) - \delta) = |A_i^{(i)}| \quad (43)$$

Therefore, by using (43) and (42) in (41) we conclude that condition (40) is satisfied.

Finally, we show that transmission rate after i transmissions achieves the capacity of channel W_i . After i transmissions, the transmission rate is given by (11). Then, we have that

$$\bar{n}_i = \sum_{j=1}^i n_j \stackrel{(a)}{=} \frac{I(W_1) - \delta}{I(W_i) - \delta} n_1, \quad (44)$$

where (a) follows by (37) and by telescoping sum. Therefore, (11) becomes

$$R_i = I(W_i) - \delta. \quad (45)$$

For fixed α_i , $i = 1, \dots, K$, from Theorem 1, we have that an error probability of all punctured polar codes goes to zero by letting $m_1 \rightarrow \infty$ (equivalently, $m_i \rightarrow \infty$ for all i). Since δ and ϵ are arbitrary, we conclude that rate-compatible polar code is capacity-achieving.

C. Proof of Theorem 3

We consider a rate-compatible polar code $(\mathcal{C}_1^{\bar{n}_1}, \dots, \mathcal{C}_K^{\bar{n}_K})$ with respective block lengths $\bar{n}_1 < \dots < \bar{n}_K$ and corresponding rates $R_1 > \dots > R_K$ as follows. The proof follows the proof of Theorem 2. We first choose $n_1 = 2^{m_1}$ for some $m_1 \in \mathbb{N}$. We then choose, for $i = 2, \dots, K$ block lengths of the form (37) where

$$\delta_i = \frac{\delta_1}{1 + \sum_{j=2}^i 2^{\ell_j}}. \quad (46)$$

Due to the block length constraint of polar codes, n_1 and any n_i need to satisfy

$$\frac{n_i}{n_1} = 2^{\ell_i} \quad (47)$$

for some $\ell_i \in \mathbb{Z}$ and $\ell_i > -m_1$. Equivalently, from (37), the following need to be satisfied:

$$(I(W_1) - \delta_1) \left(\frac{1}{I(W_i) - \delta_i} - \frac{1}{I(W_{i-1}) - \delta_{i-1}} \right) = 2^{\ell_i} \quad (48)$$

for some $\ell_i \in \mathbb{Z}$ and $\ell_i > -m_1$. By using (10) and (46), it can be concluded that condition (48) is indeed satisfied. The rest of the proof follows exactly the proof of Theorem 2.

Theorem 1 guarantees that the error probability of all chosen polar codes goes to zero as $m_1 \rightarrow \infty$ since $n_i = 2^{m_1 + \ell_i}$ also goes to infinity for the fixed ℓ_i . Since δ_i is arbitrary, we can choose it arbitrarily small. By (46) it then follows that all δ_i are chosen small and the rate-compatible code is capacity-achieving.

VIII. CONCLUSION

A method of constructing rate-compatible polar codes that are capacity-achieving with low-complexity sequential decoders is presented. The proposed code construction allows for incremental retransmissions at different transmission rates in order to adapt to channel conditions. The main idea of the construction exploits the common characteristics of polar codes optimized for a sequence of degraded channels. The proposed approach uses an optimized polar code to produce the proper amount of incremental redundancy at every HARQ transmission thereby achieving capacity.

REFERENCES

[1] E. Arikan, "Channel polarization: A method for constructing capacity-achieving codes for symmetric binary-input memoryless channels," *IEEE Trans. Inf. Theory*, vol. 55, pp. 3051–3073, Jul. 2009.

[2] I. Tal and A. Vardy, "List decoding of polar codes," *IEEE Trans. Inf. Theory*, vol. 61, pp. 2213–2226, May 2015.

[3] J. Hagenauer, "Rate-compatible punctured convolutional codes (RCPC codes) and their applications," *IEEE Trans. Communications*, vol. 36, pp. 389–400, Apr. 1988.

[4] D. Rowitch and L. Milstein, "On the performance of hybrid FEC/ARQ systems using rate-compatible punctured turbo (RCPT) codes," *IEEE Trans. Communications*, vol. 48, pp. 948–959, Jun. 2000.

[5] J. Ha, J. Kim, and S. McLaughlin, "Rate-compatible puncturing of low-density parity-check codes," *IEEE Trans. Inf. Theory*, vol. 50, pp. 2824–2836, Nov. 2004.

[6] M. El-Khamy, J. Hou, and N. Bhushan, "Design of rate-compatible structured LDPC codes for hybrid ARQ applications," *IEEE Jou. Sel. Areas Commun.*, vol. 27, pp. 965–973, Aug. 2009.

[7] T. Chen, K. Vakilinia, D. Divsalar, and R. D. Wesel, "Protograph-based raptor-like LDPC codes," *IEEE Trans. Communications*, vol. 63, pp. 1522–1532, May 2015.

[8] A. Eslami and H. Pishro-Nik, "Practical approach to polar codes," in *Int. Symp. Inf. Th.*, 2011, pp. 16–20.

[9] L. Zhang, Z. Zhang, X. Wang, Q. Yu, and Y. Chen, "On the puncturing patterns for punctured polar codes," in *Int. Symp. Inf. Th.*, 2014, pp. 121–125.

[10] K. Chen, K. Niu, and J. Lin, "A hybrid ARQ scheme based on polar codes," *IEEE Communication Letters*, vol. 17, pp. 1996–1999, 2013.

[11] R. Wang and R. Liu, "A novel puncturing scheme for polar codes," *IEEE Commun. Letters*, vol. 18, pp. 2081–2084, Dec. 2014.

[12] D.-M. Shin, S.-C. Lim, and K. Yang, "Design of length-compatible polar codes based on the reduction of polarizing matrices," *IEEE Trans. Commun.*, vol. 61, pp. 2593–2599, Jul. 2013.

[13] V. Miloslavskaya, "Shortened polar codes," *IEEE Trans. Inf. Theory*, vol. 61, pp. 4852–4865, Sep. 2015.

[14] B. Li, D. Tse, K. Chen, and H. Shen, "Capacity-achieving rateless polar codes," *ArXiv: http://arxiv.org/abs/1508.03112*, Aug. 2015.

[15] S. Korada, "Polar codes for channel and source coding," *Ph.D. thesis, École Polytechnique Fédérale de Lausanne (EPFL)*, 2009.

[16] E. Arikan, "A performance comparison of polar codes and reed-muller codes," *IEEE Commun. Letters*, vol. 12, pp. 447–449, Jun. 2008.

[17] B. Yuan and K. K. Parhi, "Early stopping criteria for energy-efficient low-latency belief-propagation polar code decoders," *IEEE Trans. Signal Process.*, vol. 62, pp. 6496–6506, Dec. 2014.

[18] E. Telatar and E. Arikan, "On the rate of channel polarization," in *Int. Symp. Inf. Th.*, 2009, pp. 1493–1495.