

Monitoring Potential Drug Interactions and Reactions via Network Analysis of Instagram User Timelines

Rion Brattig Correia^{1,2}, Lang Li³ and Luis M. Rocha^{1,4,*}

¹*School of Informatics & Computing, Indiana University,
Bloomington, IN 47408 USA*

**rocha@indiana.edu*

²*CAPES Foundation, Ministry of Education of Brazil,
Brasília, DF 70040-020, Brazil*

³*Department of Medical and Molecular Genetics, Indiana University School of Medicine,
Indianapolis, IN 46202 USA*

⁴*Instituto Gulbenkian de Ciência,
Oeiras 2780-156, Portugal*

Much recent research aims to identify evidence for Drug-Drug Interactions (DDI) and Adverse Drug reactions (ADR) from the biomedical scientific literature. In addition to this “Bibliome”, the universe of social media provides a very promising source of large-scale data that can help identify DDI and ADR in ways that have not been hitherto possible. Given the large number of users, analysis of social media data may be useful to identify under-reported, population-level pathology associated with DDI, thus further contributing to improvements in population health. Moreover, tapping into this data allows us to infer drug interactions with natural products—including cannabis—which constitute an array of DDI very poorly explored by biomedical research thus far.

Our goal is to determine the potential of *Instagram* for public health monitoring and surveillance for DDI, ADR, and behavioral pathology at large. Most social media analysis focuses on *Twitter* and *Facebook*, but *Instagram* is an increasingly important platform, especially among teens, with unrestricted access of public posts, high availability of posts with geolocation coordinates, and images to supplement textual analysis.

Using drug, symptom, and natural product dictionaries for identification of the various types of DDI and ADR evidence, we have collected close to 7000 user timelines spanning from October 2010 to June 2015. We report on 1) the development of a monitoring tool to easily observe user-level timelines associated with drug and symptom terms of interest, and 2) population-level behavior via the analysis of co-occurrence networks computed from user timelines at three different scales: monthly, weekly, and daily occurrences. Analysis of these networks further reveals 3) drug and symptom direct and indirect associations with greater support in user timelines, as well as 4) clusters of symptoms and drugs revealed by the collective behavior of the observed population.

This demonstrates that *Instagram* contains much drug- and pathology specific data for public health monitoring of DDI and ADR, and that complex network analysis provides an important toolbox to extract health-related associations and their support from large-scale social media data.

Keywords: Complex Network Analysis; Social Media; Drug Interaction; Public Health; Instagram; relational inference

1. Introduction

The analysis of social media data has recently allowed unprecedented access to collective human behavior. The new field of Computational Social Science has brought together Informatics and Complex Systems methods to study society via social media and online data in a quanti-

tative manner not previously possible. From studying social protest¹ to predicting the Stock Market,² most of the work has focused on *Twitter*—though *Facebook*³ and *Instagram*⁴ have also received some attention lately. This approach shows great promise in monitoring public health, given the ability to measure the behavior of a very large number of human subjects.⁵ For instance, several studies have shown that social media analysis is useful to track and predict influenza spread,⁵⁻⁷ as well as the measurement of depression.⁸ In particular, the potential for adverse drug reaction (ADR) extraction from *Twitter* has been recently demonstrated.^{9,10}

There is still, however, much work to be done in order to fulfill the potential of social media in the monitoring of public health. For instance, analysis of social media data may be useful to identify under-reported pathology, particularly in the case of conditions associated with a perceived social stigma, such as mental disorders.¹¹ Given access to an extremely large population, it is reasonable to expect that social media data may provide early warnings about potential drug-drug interactions (DDI) and ADR.⁹ These unprecedented windows into collective human behavior may also be useful to study the use and potential interactions and effects of natural products—including cannabis. The pharmacology of such products constitute an array of DDI and ADR very poorly explored by biomedical research so far, and thus an arena where social media mining could provide important novel discoveries and insight.

Most work on social media pertaining to public health monitoring that we are aware of has relied on data from *Twitter* or *Facebook*. However, *Instagram* is an increasingly important platform, with unrestricted access of public posts, high availability of posts with geolocation coordinates, and images to supplement textual analysis. While Instagram has been used to qualitatively observe the type of content people post regarding health situations such as Ebola outbreaks,¹² its potential for large-scale quantitative analysis in public health has not been established. *Instagram* currently has more than 300 million users.¹³ It surpasses *Twitter* and *Facebook* for preferred social network among teens (12-24) in the US. In 2014 there were approximately more than 64 million active users in the US and this number is to surpass 111 million in 2019.¹⁴ Therefore, our goal here is to explore the potential of this very important social media platform for public health monitoring and surveillance of DDI, ADR, and behavioral pathology at large. Specifically, we use literature mining and network science methods to automatically characterize and extract temporal signals for DDI and ADR from a sub-population of Instagram users.

We focused on posts and users with mentions of drugs known to treat depression (e.g. **fluoxetine**). The methodology developed can be easily replicated for different clinical interests (e.g. epilepsy drugs). The goal is to show that Instagram is a very rich source of data to study drug interactions and reactions that may arise in a clinical context of choice, and not depression per se. Using four different multi-word dictionaries (drug and pharmacology, natural products, cannabis, and ADR terminology), we have collected close to 7000 user timelines spanning from October 2010 to June 2015. We analyzed co-mentions in three distinct time-windows: monthly, weekly and daily. This allows the potential extraction of ADR and DDI that manifest at different time scales. From this data, we demonstrate that *Instagram* user timelines contain substantial data of interest to characterize DDI, ADR, and natural product use. To explore this data we have developed a monitoring tool to easily observe user-level

timelines associated with drug and symptom terms of interest, which we describe below. To explore population-level associations at the different temporal scales, we compute knowledge networks that our previous work has shown to be useful for automated fact-checking,¹⁵ protein-protein interaction extraction,¹⁶ and recommender systems.^{17,18} To illustrate the potential of data-driven, population-level associations, we use spectral methods to reveal network modules of symptoms and drugs, for instance those involved in psoriasis pathology. Our *Instagram* analysis relies on the distance closure of complex networks¹⁸ built at distinct time resolutions, which is a novel development from related approaches to uncover ADR in *Twitter*.⁹

2. Data and Methods

We harvested from *Instagram* all posts containing hashtags that matched 7 drugs known to be used in the treatment of depression (# posts): **fluoxetine** (8,143), **sertraline** (574), **paroxetine** (470), **citalopram** (426), **trazodone** (227), **escitalopram** (117), and **fluvoxamine** (22). Synonyms were resolved to the same drug name according to *DrugBank*;¹⁹ for instance, **Prozac** is resolved to **fluoxetine**, see supporting information (SI) for table of synonyms used. This resulted in a total of 9,975 posts from 6,927 users, whose complete timelines, spanning the period from October 2010 to June 2015, were collected. In total, these timelines contain 5,329,720 posts, which is the depression timeline dataset we analyze below.

A subset of a previously developed pharmacokinetics ontology²⁰ was used to obtain a drug dictionary. The full ontology contains more than 100k drugs, proteins and pharmacokinetic terms. Here we used only names of FDA-approved drugs, along with their generic name and synonyms, resulting in 17,335 drug terms. The natural product (NP) dictionary was built using terms from the list of herbal medicines and their synonyms provided by MedlinePlus.²¹ It contains 179 terms (see SI). The Cannabis dictionary was assembled by searching the web for terms known to be used as synonyms for cannabis, resulting in 26 terms (see SI) optimized for precision and recall on a subset of posts (data not shown). The symptom dictionary was extracted from BICEPP²² by collecting all entities defined as an Adverse Effect, with a few manual edits to include more synonyms; it is comprised of 250 terms.

Timeline posts were tagged with all dictionary terms (n-grams) for a total of 299,312 matches. Uppercase characters were converted to lowercase, and hashtag terms were treated like all other harvested text for the purpose of dictionary matches. We found matches for 414 drugs, 133 of which with more than 10 matches. These numbers are 148/99 and 74/46 for symptoms and NP, respectively, for a total of 636 terms. This is a substantial number of dictionary terms, given that only 7 drugs prescribed for depression were used to harvest the set of timelines. The top 25 matches for each dictionary are provided in SI. Notice that the term ‘**depression**’ was removed because of its expected high appearance. Matches in the cannabis dictionary (e.g. 420, marijuana, hashish) were aggregated into the term cannabis to be treated as a NP. The top 10 mentions are (counts shown): **cannabis** (66,540), **anorexia** (26,872), **anxiety** (26,309), **pain** (15,677), **suicide** (11,616), **mood** (11,532), **fluoxetine** (9,961), **suicidal** (8,909), **ginger** (7,289), **insomnia** (5,917).

Given the set X of all matched terms ($|X| = 636$), we first compute a symmetric co-occurrence graph $R_w(X)$ for time-window resolutions $w = 1$ month, 1 week and 1 day. These

graphs are easily represented by adjacency matrices R_w , where entries r_{ij} denote the number of time-windows where terms x_i and x_j co-occur, in all user timelines. A matrix R_w is computed for each time-window resolution independently. To obtain a normalized strength of association among the set of terms X , we computed *proximity graphs*,¹⁸ $P_w(X)$ for each time-window resolution w . Thus, the entries of the adjacency matrix P_w of a proximity graph are given by:

$$p_{ij} = \frac{r_{ij}}{r_{ii} + r_{jj} - r_{ij}}, \quad \forall x_i, x_j \in X \quad (1)$$

where $p_{ij} \in [0, 1]$ and $p_{ii} = 1$; $p_{ij} = 0$ for terms x_i and x_j that never co-occur in the same time-window in any timeline, and $p_{ij} = 1$ when they always co-occur. This measure is the probability that two terms are mentioned in the same time window, given that one of them was mentioned.^{17,18} To ensure enough support exists in the data for proximity associations, we computed proximity weights only when $r_{ii} + r_{jj} - r_{ij} \geq 10$; if $r_{ii} + r_{jj} - r_{ij} < 10$, we set $p_{ij} = 0$.

Proximity graphs are *associative knowledge networks*. As in any other co-occurrence method, the assumption is that items that frequently co-occur are associated with a common phenomenon. These knowledge networks have been used successfully for automated fact-checking,¹⁵ protein-protein interaction extraction,¹⁶ and recommender systems.^{17,18} Here we use them to reveal strong associations of DDI-related terms for public health monitoring. We also compute distance graphs $D_w(X)$ for the same time-window resolutions, using the map:

$$d_{ij} = \frac{1}{p_{ij}} - 1 \quad (2)$$

In some of our analysis below, we compute the metric closure $D_w^C(X)$ of the distance graphs, which is isomorphic to a specific transitive closure of the proximity graph.¹⁸ The metric closure is equivalent to computing the shortest paths between every pair of nodes in the distance graph. Thus, d_{ij}^C is the length (sum of distance edge weights) of the shortest path between terms x_i and x_j in the original distance graph $D_w(X)$, and is known to scale well.¹⁵




Fig. 1. Sample of images from collected posts related to fluoxetine.

3. A Monitoring tool for user-level behavior

From the analysis of user timelines, it is clear that *Instagram* is a social media platform with much data relevant for public-health monitoring. Users often discuss personal health-related information such as diagnoses and drugs prescribed. Photos posted (e.g. Figure 1) often depict pills and packaging, along with discussions of intake schedules, expectations and feelings.

- User A on May 25, 2014:

“#notmypic .. Say hello to my new friend! Fluoxetine! Side effects by now are a bit of nausea and inquietude.. Better than zoloft! Yesterday night i started to cry while i was with my 2 friends because my ex, bulimia's stress.. I'm sure they thought i'm crazy so i felt like i just to explain my reasons with one of those friends.. Now i'm terrified of his reaction, he is even a friend of my ex.. Don't know what to expect.. It's so hard telling someone about ED and bulimia . I'm also thinking about a b/p session today after 2 days clean, maybe it's not the right solution. Idk. #bulimia #bulimic #mia #ed #edfamily #eatingdisorder #prorecovery #bingepurge #purge #fat #prozac #fluoxetine #depression #meds”

- User B on May 13, 2015:

“I start fluoxetine tomorrow, the doctor switched me from citalopram to this so let's hope it goes better this time #anxietymeds #depressionmeds #citalopram #fluoxetine #anxiety #depression”

- User B on May 14, 2015 (one day later):

“ok so I don't know if it's the tablets that are doing this but I feel the lowest I've ever felt and I'm hoping it's not the tablets. Hopefully it's just a bad day, not that there are many good days I hope tomorrow is a better day for everyone, especially if you are feeling the same way I am. #fluoxetine #depression #anxiety #depressionmeds #anxietymeds”

- User C on Feb 05 2014:

“i survived another trip to the clinic, saw a specialist, did a test that explained i'm an INFJ (introvert) which is apperently only 1% of the population. Added risperidone and upped ritalin as well as prozac. considering this keeps me 'sane' and able to assimilate into the chaos of everyday life i think this counts as my #100happydays today #findhappinessineachday #bipolar #borderlinepersonalitydisorder #INFJ #manicdepression #goinggovernment #prozac #lamotragine #ritalin #risperidone”

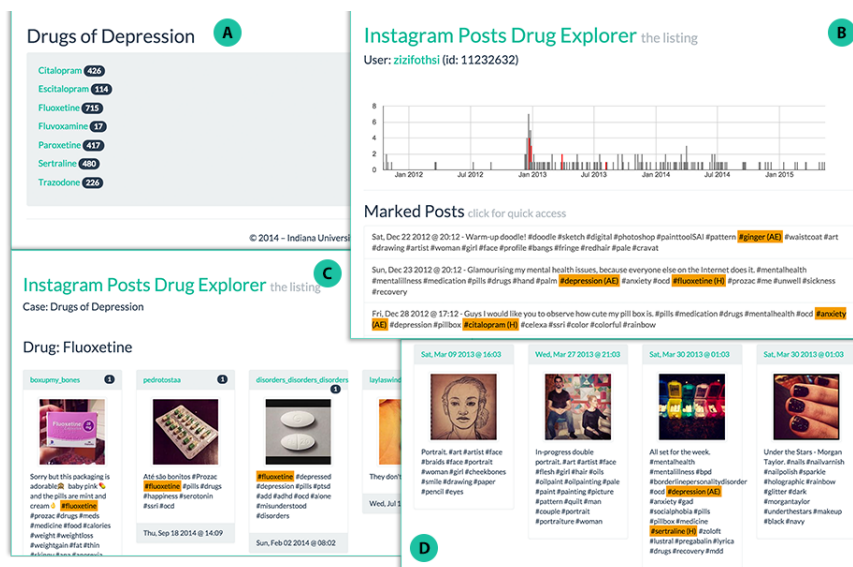


Fig. 2. Instagram Drug Explorer. See text for explanation.

Given the rich data users post on *Instagram*, from the perspective of public-health monitoring, it is useful to be able to quickly navigate and extract posts and user timelines associated with drugs and symptoms of interest. For that purpose, we developed the *Instagram Drug*

Explorer^a, a web application to explore, tag, and visualize the data. This tool also allows downstream improvement of our dictionaries by observing important discourse features not tagged. Figure 2 shows four screenshots with some of the current features: A) the possibility of defining multiple drugs of interest per project; B) a user timeline view that tags class-specific dictionary matches and displays post frequency in time and where individual posts can be quickly selected to be C) visualized separately; D) a summary of posts from user timelines of interest. Another feature (not shown) is the display of geo-located posts using overlay maps, which can be useful, for instance, to monitor users in places of interest, such as schools, clinics, and hospitals. Using this tool to inspect and select timelines with high number of matches, we were able to identify particularly relevant user timelines such as the one depicted in Figure 3, which contains matches from all four dictionaries, and varying post frequency.

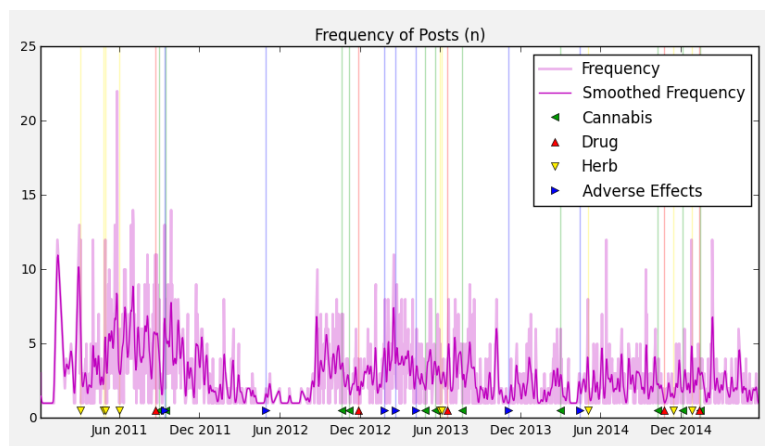


Fig. 3. User timeline showing daily frequency of posts in time; dictionary terms from are tagged in time.

4. Network analysis of associations in population-level behavior

Using the proximity or the isomorphic distance graphs (§2), we can explore strong pairwise term associations that arise from the collection of 5,329,720 posts from the population of 6,927 users in the study. The assumption is that dictionary terms that tend to co-occur in a substantial number of user timelines may reveal important interactions among drugs, symptoms, and natural products. Moreover, because we computed these knowledge networks at different time resolutions, we can explore term associations at different time scales: day, week, and month. Naturally, a statistical term correlation is not necessarily a causal interaction; also a drug-symptom association may reveal a condition treated by the drug, rather than an adverse reaction. But large-scale analysis of social media data for relational inference must start with the identification of multivariate correlations, which can be subsequently refined, namely with supervised classification and NLP methods. Here, as a first step in the analysis of *Instagram* data for public health monitoring, we use unsupervised network science methods to extract term associations of potential interest.

^a<http://informatics.indiana.edu/rocha/IDE>.

Consider the proximity networks $P_w(X)$ for time resolution $w = 1$ week. The full network contains $|X| = 636$ terms (see Figure 5A for its largest connected component); Figure 4 (left) lists the top 25 drug/NP vs symptom associations, as well as the adjacency matrix of the distance subgraph $D_w(X)$ for these drug/NP and symptom pairs (right). The proximity and distance graphs are isomorphic (§2), but proximity edge weights (left) are directly interpretable as a co-occurrence probability (eq. 1), while the isomorphic nonlinear map to distance (eq. 2) provides greater discrimination in the visualization of the adjacency matrix (right).

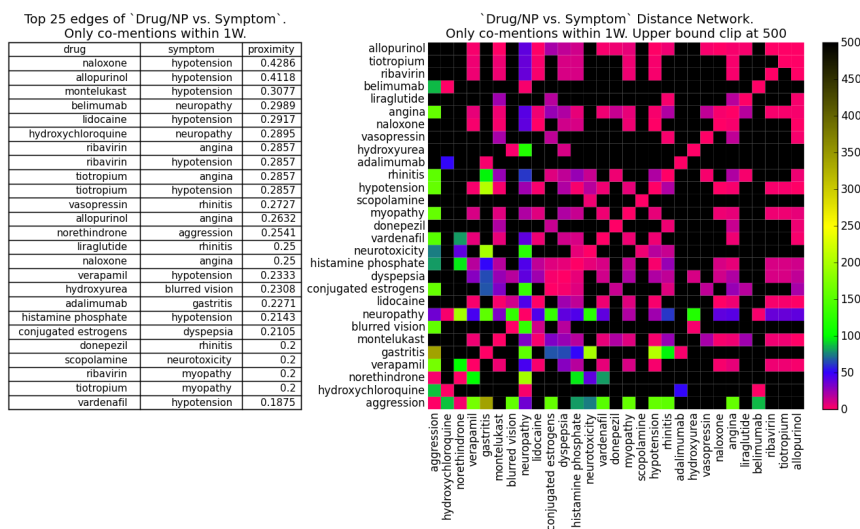


Fig. 4. drug/NP vs symptom subnetwork: (left) Top 25 pairs with largest proximity correlation. (right) adjacency matrix of distance subnetwork; nearest (furthest) term pairs in red (black).

Of the 25 to associations listed in Figure 4 (left), 12 are known or very likely ADR, 7 do not have conclusive studies but are deemed possible ADR from patient reports, 4 refer to associations between drugs/NP and symptoms they are indicated to treat, 1 has been shown to not be ADR, and 1 is unknown (evidence in SI). Thus, the strongest edges in the 1 week resolution network are relevant drug/NP-symptom associations. Furthermore, our methodology allows an analyst to collect (via the Drug Explorer tool §3) all the individual timelines and posts that support every association (edge) in the proximity networks, supporting a much more detailed study of the affected population—including for the purpose of fine-tuning dictionaries and mining techniques to better capture the semantics of specific populations.

The proximity networks $P_w(X)$ also allow us to visualize, explore and search the “conceptual space” of drugs, symptoms, and NP as they co-occur in the depression timeline dataset. The largest connected component of the proximity network for $w = 1$ week is shown in Figure 5A. The network representation allows us to find clusters of associations, beyond term pairs, which may be related via the same underlying phenomenon. Many multivariate and network analysis methods can be used to uncover modular organization.²³ To exemplify, here we use the Principal Component Analysis (PCA)²⁴ of the proximity network adjacency matrix, which reveals potential phenomena of interest.

For instance, Figure 5, depicts a set of terms correlated with principal component (PC)

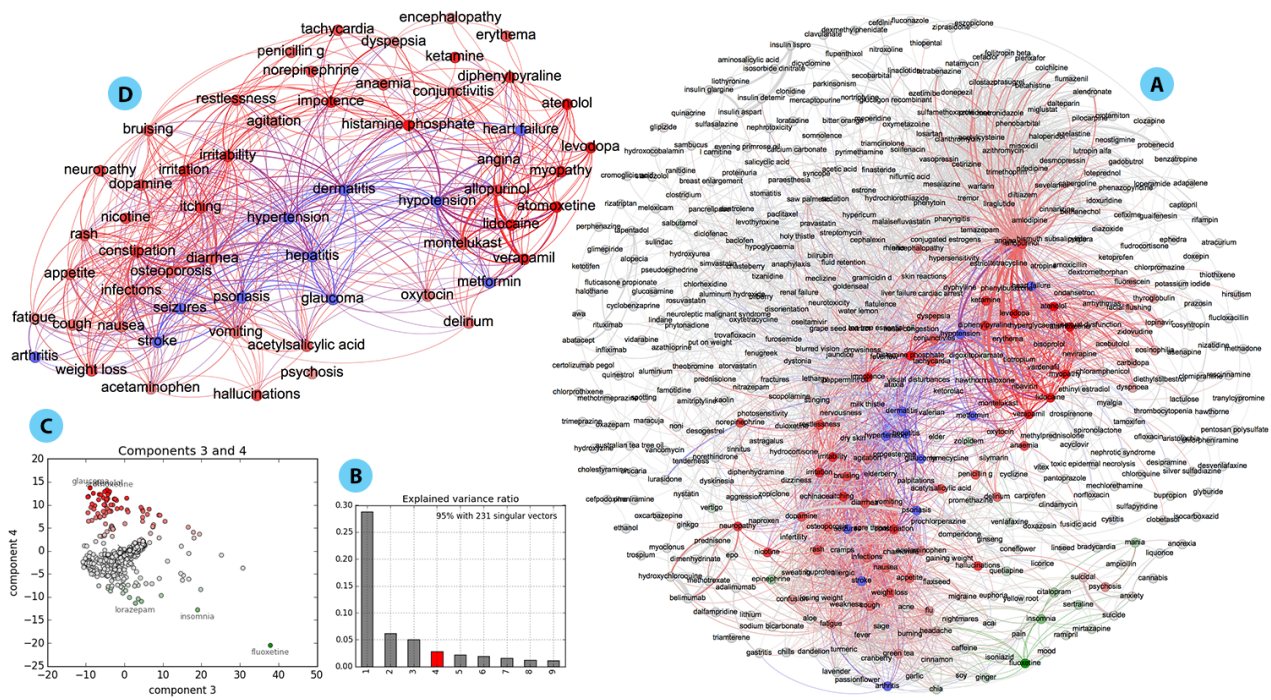


Fig. 5. A. Largest connected component of the proximity network for 1 week time resolution; weights shown only for $p_{ij} \geq 0.05$ with unconnected terms removed. Edges are colored according to correlation with PC 4. B. Spectrum of the PCA of the proximity network adjacency matrix. C. Biplot of correlation of terms with PC 3 and 4; red (green) terms are most (anti-) correlated with PC4. D. Subgraph depicting the network of terms most correlated with PC4, which is related to **Psoriasis**; blue nodes depict conditions linked to this complex disease (see text for details); weights shown only for $p_{ij} \geq 0.05$.

4 (red)—others could be chosen (see SI). The subnetwork of these terms is depicted in Figure 5D, and it reveals a set of terms denoting a complex interaction of conditions which are coherent with what is becoming known about **Psoriasis**. Several of the edges associate terms related to heart disease, stroke, hypertension, hypotension, and diabetes which are high risks for **Psoriasis** patients,²⁵ including potential drug interactions (**Metformin** for Diabetes, **Verapamil** for high blood pressure and Stroke). This subnetwork also reveals associations with **Psoriasis** which are currently receiving some attention, such as with viral hepatitis²⁶ and seizure disorder.²⁷ Naturally, the network also includes many terms associated with skin infections and immune reactions. The **Psoriasis** subnetwork is just an example of a multi-term phenomenon of interest that is represented in the whole network; other PCA components are shown in SI, including additional analysis of the **Psoriasis** subnetwork. Importantly, we can identify users who may be experiencing this cluster of symptoms by following the posts and timelines behind the weights in the subnetwork, which is useful for public health monitoring.

While the **Psoriasis** subnetwork was discovered purely by data-driven analysis, another way to use these networks is to query them for specific terms most associated with a set of drugs or symptoms of interest. This problem of finding which other items $A \subseteq X$ are near a set of query items $Q \subseteq X$ (including a subnetwork of interest) is common in recommender systems and information retrieval.¹⁷ The answer set A can be computed as:

$$A \equiv \left\{ x_j : \forall x_i \in Q \quad \Phi_{x_j \in X-Q} (p_{ij}) \geq \alpha \right\} \quad (3)$$

where Φ is an operator of choice, p_{ij} is the proximity weight between terms x_i and x_j (§2), and α is a desired threshold. If we are interested in a set of terms A which are strongly related to *every* term in query set Q , then we use $\Phi = \min$. If we are interested in terms strongly related to *at least one* term in Q , then $\Phi = \max$. For a compromise between the two, we can use $\Phi = \text{avg}$ (average). Consider the query $Q = \{\text{fluoxetine, anorexia}\}$ on the network of Figure 5A ($w = 1$ week). Using $\Phi = \min$, we obtain an answer set with terms strongly related to both query terms (ordered by relevance): $A = \{\text{suicidal, suicide, anxiety, pain, mood, cinnamon, insomnia, soy, headache, mania, chia, cannabis}\}$. For the query $Q = \{\text{psoriasis, heart failure, stroke}\}$ using $\Phi = \text{avg}$, we obtain (ordered by relevance): $A = \{\text{infections, diarrhea, hypertension, seizures, hepatitis, constipation, dermatitis, glaucoma, vomiting}\}$, which relates to the discussion above. Additional query examples and details of the network search interface are shown in SI.

Proximity $P_w(X)$ networks are useful to discover associations between terms which co-occur in time windows w of user timelines (§4). But they are also useful to infer *indirect associations* between terms. In other words, terms that do not co-occur much in user timelines, but which tend to co-occur with the same other terms. In network science indirect associations are typically obtained via the computation of shortest path algorithms on the isomorphic distance graphs $D_w(X)$.¹⁸ Terms which are very strongly connected via indirect paths, but weakly connected via direct edges, break transitivity criteria.¹⁸ We have previously shown that such indirect paths are useful to predict novel trends in recommender systems,¹⁸ and are also instrumental to infer factual associations in knowledge networks.¹⁵ In this context, the hypothesis is that strongly indirectly associated terms may reveal unknown DDI and ADR.

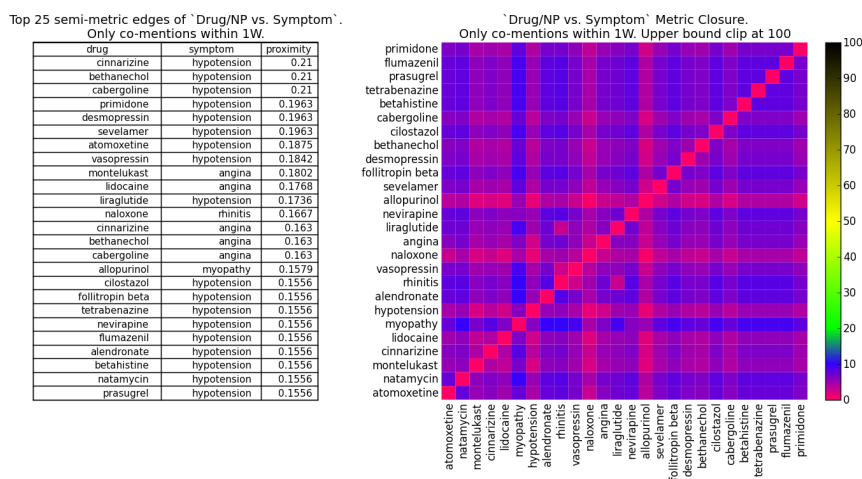


Fig. 6. drug/NP vs symptom subnetwork after shortest path calculation. (left) Top 25 non-transitive term pairs. (right) adjacency matrix of distance subnetwork after shortest path calculation.

To find the term pairs that most break transitivity we compute all shortest paths in

the networks (via Dijkstra’s algorithm): the metric closure $D_w^C(X)$. Figure 6 lists the top 25 drug/NP vs symptom associations which most break transitivity. In other words, these are term pairs which are very strongly associated via indirect paths, but very weakly associated directly. Of the extracted associations listed in the table of Figure 6, 6 are known or likely ADR, 3 are possible ADR from patient reports but no conclusive study, 2 refer to associations between drugs/NP and symptoms they are indicated to treat, and all other 14 are unknown (evidence provided in SI). Thus, unlike the case of direct associations (Figure 4), there is less evidence for the indirect associations in the literature. This could be because they are false associations, or because they have not been discovered yet. Validating these associations empirically is left for forthcoming work; here the goal is to show how network analysis methods can be used to select such latent associations which are highly implied by indirect paths (transitivity) but are not directly observed in user post co-mentions.

Similarly to what was done with direct associations above, we can also query the proximity network obtained after shortest path computation $P_w^C(X)$ (the isomorphic proximity graph to $D_w^C(X)$ via eq. 2). For instance, if we query the original $w = 1$ week proximity network $P_w^C(X)$ (the one depicted in Figure 5A) with $Q = \{\text{psoriasis, metformin}\}$ (a type 2 diabetes drug), using $\Phi = \min$, we obtain $A = \{\text{montelukast, hypertension, dermatitis, hypotension, hepatitis}\}$ as the top 5 terms—montelukast is a drug used to treat allergies. If we now use the same query Q on the metric closure network $P_w^C(X)$ instead, the top 5 answer set becomes $A^C = \{\text{montelukast, hypotension, naloxone, allopurinol, hypertension}\}$ (full query results in SI). In other words, after computing shortest paths, naloxone (a synthetic opiate antagonist used to reverse the effects, including addiction, caused by narcotics) and allopurinol (a drug used to treat gout, kidney stones, and decrease levels of uric acid in cancer patients), become more strongly associated with the query terms. These indirect associations do not occur very strongly in the observed *Instagram* timeline data, but are strongly implied by indirect paths in the network of term proximity. In this case, the *latent* associations may provide additional evidence supporting recent observations that psoriasis (an autoimmune condition) is linked to heart disease, cancer, diabetes and depression.²⁵

5. Discussion and Future Directions

Our preliminary analysis demonstrates that there exists a substantial health-related user community in *Instagram* who posts about their health conditions and medications. The drug, NP and symptom dictionaries we employed extracted a large number of posts with such data, enough to build knowledge networks of hundreds of terms representing the pharmacology and symptomatic “conceptual space” of *Instagram* users posting about depression. Our results and software further demonstrate that such space can be navigated for public health monitoring, whereby analysts can search and visualize user timelines of interest. Furthermore, the network representation of this space allows us to extract population-level term associations and subnetworks of terms arising from underlying (modular) phenomena of interest—such as the Psoriasis network involving various related conditions. Thus, *Instagram* data shows great potential for public health monitoring and surveillance for DDI and ADR.

Direct associations in the knowledge networks are substantiated by actual co-mentions in

posts from user timelines, which can subsequently be retrieved by public health analysts using our drug explorer application. In our preliminary work, the top extracted direct associations are shown to be backed by the literature, but we intend to pursue the systematic validation of such associations in future work. Network methods also allow us to uncover indirect associations among terms. These may reveal latent, yet unknown, associations, and as such, very relevant for public health monitoring. Studying the network of indirect associations can be further used to understand community structure as well as redundancy in the data, which we intend to study next.

We have analyzed posts and user timelines related to depression only. Adding additional conditions of interest (e.g. epilepsy or psoriasis) to extract additional posts would monitor different communities, and would likely improve the overall extraction of associations, which we intend to test in the near future. While the drug dictionary is quite well developed already, the NP and symptoms dictionaries need to be further developed, especially towards increasing the terminology associated with symptoms as well as on catching particular linguistic expressions of symptoms in Instagram. The development of named entity recognition tailored to Instagram is another avenue we intend to pursue, starting from and expanding what has already been done for Twitter.¹⁰

The methodology we describe here allows us to discern drug, NP and symptom associations derived from user timeline co-mentions at different timescales. All the results displayed pertain to a one week window, however we also computed day and month windows. The comparison of results at different timescales would allow, in principle, the discovery of more immediate as well as more delayed interactions. Such a comparison is also something we intend to pursue in forthcoming work. Finally, the timeseries analysis of user timelines can be used to detect discernible changes in behavior for users and groups of users. One could track, for instance, critical changes in mood associated with the onset of depression,²⁸ which constitutes yet another exciting avenue to pursue with this line of research.

Our preliminary analysis demonstrates that *Instagram* is a very powerful source of data of potential benefit to monitor and uncover DDI and ADR. Moreover, our work shows that complex network analysis provides an important toolbox to extract health-related associations and their support from large-scale social media data.

Acknowledgments

This work was supported by a grant from the National Institutes of Health, National Library of Medicine Program, grant 01LM011945-01 “BLR: Evidence-based Drug-Interaction Discovery: In-Vivo, In-Vitro and Clinical,” and a grant from Persistent Systems. RBC is supported by CAPES Foundation Grant No. 18668127. The funders had no role in study design, data collection and analysis, decision to publish, or preparation of the manuscript.

References

1. O. Varol, E. Ferrara, C. L. Ogan, F. Menczer and A. Flammini, Evolution of online user behavior during a social upheaval, in *Proc. 2014 ACM Conference on Web Science*, WebSci '14 2014.
2. J. Bollen, H. Mao and X. Zeng, *Journal of Computational Science* **2**, 1 (2011).

3. E. Bakshy, S. Messing and L. A. Adamic, *Science* **348**, 1130 (May 2015).
4. E. Ferrara, R. Interdonato and A. Tagarelli, Online popularity and topical interests through the lens of instagram, in *Proc. 25th ACM Conf. on Hypertext and Social Media*, HT '142014.
5. H. Kautz, Data mining social media for public health applications., in *23rd Int. Joint Conf. on Artificial Intelligence (IJCAI 2013)*, (AAAI Press, 2013).
6. A. Signorini, A. M. Segre and P. M. Polgreen, *PLoS ONE* **6**, p. e19467 (2011).
7. A. Sadilek, H. Kautz and V. Silenzio, Modeling spread of disease from social interactions, in *Sixth AAAI Int. Conf. on Weblogs and Social Media (ICWSM)*, (AAAI Press, 2012).
8. M. D. Choudhury, S. Counts and E. Horvitz, Social media as a measurement tool of depression in populations, in *Proc. 5th Annual ACM Web Science Conf.*, WebSci'13 (ACM, 2013).
9. A. A. Hamed, X. Wu, R. Erickson and T. Fandy, *J. of biomedical informatics* **56**, 157 (2015).
10. A. Sarker and G. Gonzalez, *Journal of biomedical informatics* **53**, 196 (2015).
11. B. A. Pescosolido, *Annual Review of Sociology* (2015).
12. E. Seltzer, N. Jean, E. Kramer-Golinkoff, D. Asch and R. Merchant, *Public Health* **129**, 1273 (September 2015).
13. Instagram Blog, 300 million. <http://blog.instagram.com/post/104847837897>.
14. Statista, Number of monthly active instagram users from january 2013 to december 2014 (in millions). <http://www.statista.com/statistics/253577/>.
15. G. L. Ciampaglia, P. Shiralkar, L. M. Rocha, J. Bollen, F. Menczer and A. Flammini, *PLoS ONE* **10**, p. e0128193 (2015).
16. A. Abi-Haidar, J. Kaur, A. Maguitman, P. Radivojac, A. Rechtsteiner, K. Verspoor, Z. Wang and L. M. Rocha, *Genome Biology* **9**, p. S:11 (September 2008).
17. L. M. Rocha, T. Simas, A. Rechtsteiner, M. D. Giacomo and R. Luce, Mylibrary@lanl: Proximity and semi-metric networks for a collaborative and recommender web service, in *2005 IEEE/WIC/ACM International Conference on Web Intelligence (WI'05)*, (IEEE Press, 2005).
18. T. Simas and L. M. Rocha, *Network Science* **3**, 227 (6 2015).
19. D. Wishart, C. Knox, A. Guo, D. Cheng, S. Shrivastava, D. Tzur, B. Gautam and M. Hassanali, *Nucleic Acids Res* **36**, D901 (January 2008).
20. H.-Y. Wu, S. Karnik, A. Subhadarshini, Z. Wang, S. Philips, X. Han, C. Chiang, L. Liu, M. Boustani, L. M. Rocha, S. K. Quinney, D. Flockhart and L. Li, *BMC Bioinformatics* **14**, 1 (2013).
21. MedlinePlus, Herbal medicine. <http://1.usa.gov/1IF33ng>.
22. F. P.-Y. Lin, S. Anthony, T. M. Polasek, G. Tsafnat and M. P. Doogue, *BMC Bioinformatics* **12**, p. 112 (April 2011).
23. S. Fortunato, *Physics Reports* **486**, 75 (2010).
24. M. E. Wall, A. Rechtsteiner and L. M. Rocha, Singular value decomposition and principal component analysis, in *A practical approach to microarray data analysis*, (Springer, 2003) pp. 91–109.
25. WebMD, Psoriasis linked to heart disease, cancer. studies also show link to increased risk of diabetes and depression. <http://wb.md/1IF3hL3>.
26. A. D. Cohen, D. Weitzman, S. Birkenfeld and J. Dreier, *Dermatology* **220**, 218 (2010).
27. O. M, K. IS, C. T, G. MP and M. KD, *JAMA Neurology* **71**, 569 (2014).
28. I. A. van de Leemput, M. Wichers, A. O. Cramer, D. Borsboom, F. Tuerlinckx, P. Kuppens, E. H. van Nes, W. Viechtbauer, E. J. Giltay, S. H. Aggen *et al.*, *PNAS* **111**, 87 (2014).

Supplemental Information

Authors: Rion Brattig Correia, Lang Li & Luis M. Rocha*

*rocha@indiana.edu

Hashtags collected

These are the drug names that were collected using the Instagram API. A post was collected if the user mentioned the name of the drug -- or its synonyms -- as a hashtag (#) in the post caption or comment with it.

Drug	# Posts	Synonyms tags
sertraline	574	sertralina
fluoxetine	8143	fluoxetin, fluoxetina, fluoxetinum, fluoxétine, prozac
citalopram	426	citadur, nitalapram
escitalopram	117	escitalopramum, esertia
paroxetine	470	paroxetina, paroxetinum
fluvoxamine	22	fluvoxamina, fluvoxaminum
trazodone	227	trazodona, trazodonum

Herbal Medicine Terms

The herbal medicine terms were extracted from the US National Library of Medicine. For each herb all its common names were included, for example: “açai” (herb) and “amazonian palm berry” (synonym).

reference: <http://www.nlm.nih.gov/medlineplus/herbalmedicine.html>

acai, amazonian palm berry, aloe vera, aloe, burn plant, lily of the desert, elephants gall, aristolochic acids, aristolochia, asarum, asian ginseng, ginseng, chinese ginseng, korean ginseng, asiatic ginseng, astragalus, bei qi, huang qi, ogi, hwanggi, milk vetch, bilberry, european blueberry, whortleberry, huckleberry, bitter orange, seville orange, sour orange, zhi shi, black cohosh, black snakeroot, macrotys, bugbane, bugwort, rattleroot, rattleweed, butterbur, petasites, purple butterbur, petadolex, cats claw, una de gato, chamomile, german chamomile, chasteberry, chaste-tree berry, vitex, monks pepper, cinnamon, cinnamon bark, ceylon cinnamon, cassia cinnamon, chinese cinnamon, cranberry, american cranberry, bog cranberry, dandelion, lions tooth, blowball, echinacea, purple coneflower, coneflower, american coneflower, ephedra, chinese ephedra, ma huang, elderberry, european elder, black elder, elder, elderberry, elder flower, sambucus, mistletoe, european mistletoe, epo, evening primrose oil, fenugreek, fenugreek seed, feverfew, bachelors buttons, featherfew, flaxseed, flaxseed oil, linseed, garlic, ginger, ginkgo, ginkgo biloba, fossil tree, maidenhair tree, japanese silver apricot, baiguo, bai guo ye, kew tree, yinhsing, goldenseal, yellow root, grape seed extract, green tea, chinese tea, japanese tea, hawthorn, english hawthorn, harthorne, hawthorne, haw, hoodia, kalahari cactus, xhoba, horse chestnut, buckeye, spanish chestnut, kava, kava kava, awa, kava pepper, lavender, english lavender, garden lavender, licorice,

licorice root, liquorice, sweet root, gan zao, chinese licorice, milk thistle, mary thistle, holy thistle, silymarin, silybinin, silibinin, silybin, noni, morinda, indian mulberry, hog apple, canary wood, passionflower, maypop, apricot vine, old field apricot, maracuja, water lemon, peppermint oil, red clover, cow clover, meadow clover, wild clover, red yeast rice, sage, black sage, broad-leafed sage, common sage, saw palmetto, american dwarf palm tree, cabbage palm, soy, st. johns wort, hypericum, klamath weed, goatweed, tea tree oil, australian tea tree oil, tea tree essential oil, melaleuca oil, thunder god vine, lei gong teng, turmeric, turmeric root, indian saffron, valerian, all-heal, garden heliotrope, chia, chia seeds, yohimbe, yohimbe bark.

Cannabis Terms

These are the dictionary of terms for Cannabis used in the analysis:

cannabis, marijuana, marihuana, maryjane, mary jane, doobie, ganja, hashish, bhang, maconha, skunk, weed, dagga, hashish, pot, bud, herb, haze, joint, blunt, chronic, dank, hash, hierba, mota, 420.

Top 25 Mentions

Term	# of mentions	Dictionary Type
cannabis	66540	cann
anorexia	26872	adve
anxiety	26309	adve
pain	15677	adve
suicide	11616	adve
mood	11532	adve
fluoxetine	9961	drug
suicidal	8909	adve
ginger	7289	herb
insomnia	5917	adve
soy	4417	herb
garlic	3804	herb
cinnamon	3619	herb
caffeine	2705	drug
burning	2075	adve

flu	2011	adve
lavender	1860	herb
headache	1855	adve
chia	1754	herb
arthritis	1685	adve

Top 25 Mentions in each Dictionary

Drugs	# posts (# users)	Herbs	# posts (# users)	Adverse Effect	# posts (# users)
fluoxetine	9961	cannabis	66540	anorexia	26872
caffeine	2705	ginger	7289	anxiety	26309
sertraline	1195	soy	4417	pain	15677
citalopram	692	garlic	3804	suicide	11616
epinephrine	636	cinnamon	3619	mood	11532
quetiapine	480	lavender	1860	suicidal	8909
acetaminophen	440	chia	1754	insomnia	5917
lorazepam	410	green tea	957	burning	2075
ibuprofen	370	cranberry	784	flu	2011
lithium	306	turmeric	771	headache	1855
nicotine	304	sage	725	arthritis	1685
prednisone	269	dandelion	633	pancreatitis	1618
methotrexate	227	aloe	513	mania	1533
ethanol	217	chamomile	338	fever	1521
acetylsalicylic acid	212	flaxseed	312	migraine	1290
cefepodoxime	197	acai	295	fatigue	1014
dopamine	195	licorice	191	psychosis	961
venlafaxine	187	elder	167	nightmares	925
duloxetine	167	mistletoe	157	cough	865

zopiclone	165	ginseng	130	acne	807
zolpidem	157	passionflower	113	weight loss	753
adalimumab	152	liquorice	97	confusion	711
hydroxychloroquine	127	echinacea	95	weakness	699
bupropion	127	huckleberry	93	allergic	561
diphenhydramine	121	kava	82	nausea	556

Statistics of the Network

Full Network	
	1 Week
Edges in D	34,935
Edges in D^{MC}	172,578
Metric edges in D	4,607 (13.19%)
Edges with $S > 1$ in D	30,328 (86.81%)
Edges with ∞ distance in D	166,995
Edges with $B > 1$ in D	130,405
Number of terms: 636 -- $(n^2 - n) / 2$ Total number of possible edges: 201,930 Colunas: #edges in original matrix (D), #edges in metric closure (D^{mc}), # / % metric edges in original matrix (D), # / % $s > 1$ parameter in original matrix (D), # edges with infinite distance in D, # of edges with $b > 1$	

Preliminary evidence for drug-symptoms associations (Figure 4)

1) naloxone - hypotension (proximity: 0.4285) - Symptom

Indications: "For the complete or partial reversal of narcotic depression, including respiratory depression, induced by opioids including natural and synthetic narcotics, propoxyphene, methadone and the narcotic-antagonist analgesics: nalbuphine, pentazocine and butorphanol. It is also indicated for the diagnosis of suspected acute opioid overdose. It may also be used as an adjunctive agent to **increase blood pressure** in the management of septic shock." [1]

Pharmacodynamics: "Naloxone is an opiate antagonist and prevents or reverses the effects of opioids including respiratory depression, sedation and **hypotension**" [1]

references:

1. DrugBank

2) allopurinol - hypotension (proximity: 0.4117) - Possible ADR

Indication: "For the treatment of hyperuricemia associated with primary or secondary gout. Also indicated for the treatment of primary or secondary uric acid nephropathy, with or without the symptoms of gout, as well as chemotherapy-induced hyperuricemia and recurrent renal calculi." [1]

"Hyperuricemia is associated strongly with the development of hypertension, renal disease, and progression. Allopurinol decreases serum uric acid levels by inhibiting the enzyme xanthine oxidase." [2]

Evidence points against it in study of patients who take medication for arterial hypertension [3], however, some evidence for ADR exists from patient reports [4].

references:

1. DrugBank
2. <http://www.sciencedirect.com/science/article/pii/S0272638605015180>
3. <http://www.ncbi.nlm.nih.gov/pubmed/21405957>
4. <http://factmed.com/study-ALLOPURINOL-causing-HYPOTENSION.php>

3) montelukast - hypotension (proximity: 0.3076) - Possible ADR

Indications: "For the treatment of asthma" [1]

No study found, but some evidence of ADR especially with patients who take Lorazepam for anxiety and depression [2].

references:

1. DrugBank
2. <http://www.ehealthme.com/ds/montelukast+sodium/hypotension>

4) belimumab - neuropathy (proximity: 0.2989) - Symptom

Indications: "Adjunct treatment for auto-antibody-positive active systemic lupus erythematosus." [1]
Systemic lupus erythematosus (SLE) is an autoimmune disease in which the body's immune system mistakenly attacks healthy tissue. It can affect the skin, joints, kidneys, brain, and other organs. Other symptoms depend on which part of the body is affected: **Brain and nervous system**: headaches, **numbness**, tingling, seizures, vision problems, personality changes [2]

references:

1. DrugBank
2. <http://www.nlm.nih.gov/medlineplus/ency/article/000435.htm>

5) lidocaine - hypotension (proximity: 0.2916) - ADR

Indications: "For production of local or regional anesthesia by infiltration techniques such as percutaneous injection and intravenous regional anesthesia by peripheral nerve block techniques such as brachial plexus and intercostal and by central neural techniques such as lumbar and caudal epidural blocks." [1]
"This paper reports the cardiovascular effects of intentionally toxic intravenous doses of **lidocaine** [...] and the mechanisms of death. In 4/4 lidocaine-treated animals, respiratory depression with bradycardia and **hypotension** without arrhythmias were the causes of death."

references:

1. DrugBank
2. http://journals.lww.com/anesthesia-analgesia/Abstract/1989/09000/Myocardial_and_Cerebral_Drug_Concentrations_and.2.aspx

6) hydroxychloroquine - neuropathy (proximity:) - Possible ADR (unknown, 1 case)

Indications: "For the suppressive treatment and treatment of acute attacks of malaria due to Plasmodium vivax, P. malariae, P. ovale, and susceptible strains of P. falciparum. It is also indicated for the treatment of discoid and systemic **lupus erythematosus (LE)**, and rheumatoid arthritis" [1].

Toxicity: "Symptoms of overdose include headache, drowsiness, visual disturbances, cardiovascular collapse, and convulsions, followed by sudden and early respiratory and cardiac arrest. The electrocardiogram may reveal atrial standstill, nodal rhythm, prolonged intraventricular conduction time, and progressive bradycardia leading to ventricular fibrillation and/or arrest." [1]

"Chloroquine and **hydroxychloroquine** (HCQ) are commonly prescribed antimalarial agents used for a variety of systemic diseases. In this report, we describe **a patient** with rheumatoid arthritis and respiratory failure associated with proximal myopathy secondary to HCQ. Patients treated with HCQ in whom proximal myopathy, **neuropathy**, or cardiomyopathy develop should be evaluated for possible **HCQ toxicity**." [2]

references:

1. DrugBank
2. <http://journal.publications.chestnet.org/article.aspx?articleid=1084931>

7) ribavirin - angina (proximity: 0.2894) - ADR

Indications: "For the treatment of chronic hepatitis C and for respiratory syncytial virus (RSV)."[1]
Contraindications to ribavirin include end-stage renal failure, anaemia, severe heart disease, pregnancy and inadequate contraception. The major side-effect of **ribavirin** is haemolytic anaemia, which can be severe. Cardiovascular disease should be carefully excluded in patients considered for combination therapy, as anaemia may lead to **angina** or **heart failure** in these patients.[2]

references:

1. DrugBank
2. <http://ar.iiarjournals.org/content/25/2B/1315.short>

8) ribavirin - hypotension (proximity: 0.2857) - **ADR**

Indications: "For the treatment of chronic hepatitis C and for respiratory syncytial virus (RSV)."[1]
"Cardiovascular effects, particularly bradycardia, have been associated with ribavirin use. Bradycardia, hypotension, and cardiac arrest have been reported with inhaled ribavirin"[2]

references:

1. DrugBank
2. <http://onlinelibrary.wiley.com/doi/10.1592/phco.27.4.494/abstract>

9) tiotropium - angina (proximity: 0.2857) - **ADR**

Indications: "Used in the management of chronic obstructive pulmonary disease (COPD)"[1]
"Cardiac angina was more common on active treatments than placebo"[2]

references:

1. DrugBank

10) tiotropium - hypotension (proximity: 0.2857) - Unknown, possible ADR

Indications: "Used in the management of chronic obstructive pulmonary disease (COPD)"[1]. No studies with results found. Some evidence of possible ADR [2].

references:

1. DrugBank
2. <http://factmed.com/study-TIOTROPIUM-causing-HYPOTENSION.php>

11) vasopressin - rhinitis (proximity: 0.2727) - **ADR**

Indications: "For the treatment of enuresis, polyuria, diabetes insipidus, polydipsia and oesophageal varices with bleeding"[1]
"Also known as "desmopressin" (1-deamino-8-D-argininevasopressin)[2]. Nasal congestion and rhinitis have been reported with nasal spray formulations."[1]

references:

1. DrugBank
2. <http://onlinelibrary.wiley.com/doi/10.1046/j.1475-097X.2002.00401.x/full>

12) allopurinol - angina (proximity: 0.2631) - ADR

Indication: "For the treatment of hyperuricemia associated with primary or secondary gout. Also indicated for the treatment of primary or secondary uric acid nephropathy, with or without the symptoms of gout, as well as chemotherapy-induced hyperuricemia and recurrent renal calculi." [1]

Patients in the **allopurinol** group and in the highest uric acid quartile had indicators of more severe **Heart Failure** [2]

references:

1. DrugBank
2. <http://www.sciencedirect.com/science/article/pii/S0002870310007337>

13) norethindrone-aggression (proximity: 0.2632) - ADR

"Perinatal exposure to **norethindrone** influences morphology and **aggressive** behavior of female mice" [1].
"In the fighting fish **Beta splendens** it is associated with masculinization, normal growth and secondary sexual characteristics, yet no abnormal aggression behavior" [2].

references:

1. <http://www.sciencedirect.com/science/article/pii/S0018506X81900052>
2. <http://repository.ias.ac.in/39869/>

14) liraglutide - rhinitis (proximity: 0.25) - Unknown, possible ADR

Indications: "For use in/treatment of diabetes mellitus type 2." [1]

No studies found, some evidence from patient reports [2]

references:

1. Drugbank
2. [http://factmed.com/study-LIRAGLUTIDE%20\(NN2211\)-causing-RHINITIS%20ALLERGIC.php](http://factmed.com/study-LIRAGLUTIDE%20(NN2211)-causing-RHINITIS%20ALLERGIC.php)

15) naloxone - angina (proximity: 0.25) - No evidence of ADR

Indications: "For the complete or partial reversal of narcotic depression, including respiratory depression, induced by opioids including natural and synthetic narcotics, propoxyphene, methadone and the narcotic-antagonist analgesics: nalbuphine, pentazocine and butorphanol. It is also indicated for the diagnosis of suspected acute opioid overdose. It may also be used as an adjunctive agent to increase blood pressure in the management of septic shock." [1]

Small study on patients with coronary disease showed no evidence of ADR [2].

references:

1. DrugBank
2. <http://www.ncbi.nlm.nih.gov/pubmed/6496361>

16) verapamil - hypotension (proximity: 0.2333) - ADR

Indications: "For the treatment of **hypertension**, angina, and cluster headache prophylaxis." [1]

references:

The use of **verapamil** in the treatment of cardiac disease is becoming more frequent. In general, it is used for the reversal of a supraventricular tachycardia and this can be achieved safely and effectively with the minimum of side effects [4], of which the most common one is transient, mild **hypotension**.

1. DrugBank
2. <http://link.springer.com/article/10.1007%2FBF01686855>

17) hydroxyurea - blurred vision (proximity: 0.2307) - Symptom

Indications: "For management of melanoma, resistant chronic myelocytic **leukemia**, and recurrent, metastatic, or inoperable carcinoma of the ovary and Sickle-cell anemia." [1]

Leukostasis is a white blood cell count above 100,000/ μ L. It is most often seen in leukemia patients. The brain and lungs are the two most commonly affected organs. Occluded microcirculation causes local hypoxemia and hemorrhage manifesting as headache, **blurred vision**. [2]

references:

2. DrugBank
3. <https://en.wikipedia.org/wiki/Leukostasis>

18) adalimumab - gastritis (proximity: 0.2271) - Symptom

"Crohn's disease (CD) is an inflammatory bowel disease. It causes **inflammation of the lining of your digestive tract**, which can lead to abdominal pain, severe diarrhea, fatigue, weight loss and malnutrition" [2].

"CD most often manifests in late adolescence or early adulthood. **Adalimumab** is a fully human immunoglobulin G1 monoclonal antibody to tumour necrosis factor that is administered subcutaneously and is indicated for use in adults with CD who have had an inadequate response to conventional therapy. However, clinical trial experience with adalimumab in CD is limited to adults" [1]. "It was also found as an adverse reaction in one patient on a controlled experiment to evaluate the efficacy of adalimumab in juvenile idiopathic arthritis-associated uveitis" [3].

references:

1. http://journals.lww.com/jpgn/Fulltext/2008/02000/Adalimumab_Induces_and_Maintains_Remission_in.14.aspx
2. <http://www.mayoclinic.org/diseases-conditions/crohns-disease/basics/definition/con-20032061>
3. <http://rheumatology.oxfordjournals.org/content/47/3/339.full>

19) histamine phosphate - hypotension (proximity: 0.1875) - ADR

"**Side effects** can lead to hypertension, **hypotension**, headache, dizziness, nervousness and tachycardia. Large overdoses can lead to seizures" [1].

references:

1. DrugBank

20) conjugated estrogens - dyspepsia (proximity: 0.2105) - **ADR**

Indications: "For the treatment of moderate to severe vasomotor symptoms associated with the menopause [...]"[1]

"The most common adverse drug events (with an incidence of at least 5%) associated with **CE/BZA** have included muscle spasms, dizziness, nausea, diarrhea, **dyspepsia**, upper abdominal pain, neck pain, and throat pain." [2]

references:

1. DrugBank
2. <http://www.ncbi.nlm.nih.gov/pmc/articles/PMC4357350/>

21) donepezil - rhinitis (proximity: 0.2) - **ADR**

Indications: "For the palliative treatment of mild to moderate dementia of the Alzheimer's type."[1]

"The most common adverse events included nausea, diarrhoea, headache, insomnia, dizziness, **rhinitis**, vomiting, asthenia/fatigue and anorexia."[2]

references:

1. DrugBank
2. <http://www.ncbi.nlm.nih.gov/pubmed/12469988>

22) scopolamine - neurotoxicity (proximity: 0.2) - Possible **ADR**

Indications: "For the treatment of excessive salivation, colicky abdominal pain, bradycardia, sialorrhoea, diverticulitis, irritable bowel syndrome and motion sickness."[1]

Scopolamine is known and used for inducing amnesia and dementia in lab animals(e.g. rats and monkeys), though not clear it causes the same in humans [2].

references:

1. DrugBank
2. <http://jop.sagepub.com/content/6/3/382.abstract>

23) ribavirin - myopathy (proximity: 0.2) - Possible **ADR (unknown, 1 case)**

Indications: "For the treatment of chronic hepatitis C and for respiratory syncytial virus (RSV)."[1]

"Adverse events induced by interferon therapy are numerous but myopathy is rare and has not been described with the use of pegylated interferon-a. We report the case of a 33-year-old Caucasian man who was successfully treated for acute hepatitis C with the combination of pegylated interferon-a2b and **ribavirin**, and who during treatment developed **myopathy** which proved reversible."[2]

references:

1. DrugBank
2. <http://onlinelibrary.wiley.com/store/10.1046/j.1365-2893.2003.00478.x/asset/j.1365-2893.2003.00478.x.pdf?v=1&t=id69jh7g&s=1a95bda8c2380a01e0e8fe0b9ce4d1ea40619beb>

24) tiotropium - myopathy (proximity: 0.2) - Nothing

Indications: "Used in the management of chronic obstructive pulmonary disease (COPD)."[1]

references:

1. DrugBank

25) vardenafil - hypotension (proximity: 0.1875) - **ADR**

Indications: "Used for the treatment of erectile dysfunction"[1]

Like sildenafil, **vardenafil** has a slightly **hypotensive effect**, maximal 5-10 mmHg average[2]

references:

1. DrugBank
2. <http://www.ncbi.nlm.nih.gov/pubmed/12435622>

Preliminary evidence for drug-symptoms associations in indirect associations (Figure 6)

1) cinnarizine - hypotension (metric closure proximity: 0.21) - Nothing

Indications: "For the treatment of vertigo/meniere's disease, nausea and vomiting, motion sickness and also useful for vestibular symptoms of other origins."[1]

references:

1. DrugBank

2) bethanechol - hypotension (metric closure proximity: 0.21) - **ADR**

Indications: "For the treatment of acute postoperative and postpartum nonobstructive (functional) urinary retention and for neurogenic atony of the urinary bladder with retention. It may cause **hypotension**, cardiac rate changes, and bronchial spasms."[1]

references:

1. DrugBank

3) cabergoline - hypotension (metric closure proximity: 0.21) - Possible **ADR**

Indications: "For the treatment of hyperprolactinemic disorders, either idiopathic or due to prolactinoma (prolactin-secreting adenomas). May also be used to manage symptoms of Parkinsonian Syndrome as monotherapy during initial symptomatic management or as an adjunct to levodopa therapy during advanced stages of disease."[1]

"Initial doses higher than 1.0 mg may produce **orthostatic hypotension**. Care should be exercised when administering Cabergoline with other medications known to lower blood pressure."[2]

references:

2. DrugBank
3. <http://www.drugs.com/pro/cabergoline.html>

4) primidone - hypotension (metric closure proximity: 0.196) - **ADR (overdose)**

Indications: "For the treatment of epilepsy"[1]

Case: Laboratory studies demonstrated extremely high serum concentrations of methsuximide (98.5 mg/liter) and **primidone** (62 mg/liter), and she was admitted to overdose of primidone. [...] she developed **hypotension** with urine output decreased to 3ml/h and a systolic blood pressure of 50-60 mmHg [2].

Other cases, see [3]

references:

1. DrugBank
2. <http://www.clinchem.org/content/22/6/915.full.pdf>
3. <http://toxnet.nlm.nih.gov/cgi-bin/sis/search/a?dbs+hsdb:@term+@DOCNO+3169>

5) desmopressin - hypotension (metric closure proximity: 0.196) - ADR

Indications: "Oral formulations may be used to manage primary nocturnal enuresis in adults and vasopressin sensitive diabetes insipidus, and for control of temporary polyuria and polydipsia following head trauma or surgery in the pituitary region. Intranasal and parenteral formulations may be used to manage spontaneous or trauma-induced bleeds (e.g. hemarthrosis, intramuscular hematoma, mucosal bleeding) in patients with hemophilia A or von Willebrand's disease Type I. May also be used parenterally to prevent or treat bleeding in patients with uremia." [1]

"**Desmopressin acetate** is used to reduce blood loss after cardiac surgery. However, there have been reports that **hypotension** can occur with infusion of desmopressin and that postoperative blood loss is not reduced. [Results shows] a 20% or greater decrease in mean arterial pressure was observed in 7 of 20 patients receiving desmopressin."

references:

1. DrugBank
2. <http://europepmc.org/abstract/med/2042789>

6) sevelamer - hypotension (metric closure proximity: 0.196) - Possible ADR (case)

Indications: "For the control of serum phosphorus in patients with Chronic Kidney Disease (CKD) on hemodialysis." [1]

"A 62-year-old woman presented with bleeding per rectum for one day. She reported a history of constipation which occurred 1 mo ago when she started taking Sevelamer.[...] Besides Sevelamer, she was also taking Clopidogrel but never had similar episodes of bleeding before. Physical examination revealed tachycardia and **hypotension**."

references:

1. DrugBank
2. <http://www.ncbi.nlm.nih.gov/pmc/articles/PMC2708383/>

7) atomoxetine - hypotension (metric closure proximity: 0.188) - Possible ADR (case)

Indications: "For the treatment of Attention-Deficit/Hyperactivity Disorder (ADHD) alone or in combination with behavioral treatment, as an adjunct to psychological, educational, social, and other remedial measures." [1]

Case: "The common side effects reported with the use of atomoxetine include mainly GI disturbances. **Cardiovascular side effects are less commonly reported**. The increase in the noradrenergic tone may explain some of the side effects noted with the use of this medication. Here, we present a case of a patient who presented with syncope, **orthostatic hypotension**, and tachycardia and discuss the various clinical implications based on the pharmacokinetics and pharmacodynamics of the drug."

references:

1. DrugBank
2. <http://www.hindawi.com/journals/crim/2011/952584/abs/>

8) vasopressin - hypotension (metric closure proximity: 0.184) - Unknown

Indications: "For the treatment of enuresis, polyuria, diabetes insipidus, polydipsia and oesophageal varices with bleeding"[1]

references:

1. DrugBank

9) montelukast - angina (metric closure proximity: 0.180) - Symptom

"**Montelukast** is a leukotriene receptor antagonist (LTRA) used for the maintenance treatment of asthma and to relieve symptoms of seasonal allergies" [1] and are also "**useful in treating angina**, cerebral spasm, glomerular nephritis, hepatitis, endotoxemia, uveitis, and allograft rejection".[2]

references:

1. DrugBank
2. Patent: <https://www.google.com/patents/US5565473>

10) lidocaine - angina (metric closure proximity: 0.177) - Symptom

Indications: "Indications: "For production of local or regional anesthesia by infiltration techniques such as percutaneous injection and intravenous regional anesthesia by peripheral nerve block techniques such as brachial plexus and intercostal and by central neural techniques such as lumbar and caudal epidural blocks."[1]

"**Lidocaine** is an anesthetic agent indicated for production of local or regional anesthesia and in the **treatment of ventricular tachycardia** occurring during cardiac manipulation, such as surgery or catheterization, or which may occur during acute myocardial infarction, digitalis toxicity, or other cardiac diseases."[1]

references:

1. DrugBank

11) liraglutide - hypotension (metric closure proximity: 0.174) - ADR

Indications: "For use in/treatment of diabetes mellitus type 2."[1]

Cardiovascular Side Effects: Very common (10% or more): Increases in mean resting heart rate; Common (1% to 10%): **Hypotension**[2].

references:

1. DrugBank
2. <http://www.drugs.com/sfx/liraglutide-side-effects.html>

12) naloxone - rhinitis (metric closure proximity: 0.167) - ADR

Indications: "For the complete or partial reversal of narcotic depression, including respiratory depression, induced by opioids including natural and synthetic narcotics, propoxyphene, methadone and the narcotic-antagonist analgesics: nalbuphine, pentazocine and butorphanol. It is also indicated for the

diagnosis of suspected acute opioid overdose. It may also be used as an adjunctive agent to increase blood pressure in the management of septic shock.”[1]

“**Naloxone** may precipitate withdrawal in patients receiving opioids. Withdrawal is characterized by nausea, vomiting, sweating, lacrimation, **rhinorrhea**, cramping[...][2]

references:

1. DrugBank
2. <http://www.drugs.com/naloxone.html>

13) cinnarizine - angina (metric closure proximity: 0.163) - Unknown

Indications: “For the treatment of vertigo/meniere's disease, nausea and vomiting, motion sickness and also useful for vestibular symptoms of other origins.”[1]

references:

1. DrugBank

14) bethanechol - angina (metric closure proximity: 0.163) - Unknown

Indications: “For the treatment of acute postoperative and postpartum nonobstructive (functional) urinary retention and for neurogenic atony of the urinary bladder with retention.”[1]

references:

1. DrugBank

15) cabergoline - angina (metric closure proximity: 0.163) - Unknown

Indications: “For the treatment of hyperprolactinemic disorders, either idiopathic or due to prolactinoma (prolactin-secreting adenomas). May also be used to manage symptoms of Parkinsonian Syndrome as monotherapy during initial symptomatic management or as an adjunct to levodopa therapy during advanced stages of disease.”[1]

references:

1. DrugBank

16) allopurinol - myopathy (metric closure proximity: 0.158) - Unknown

Indications: “For the treatment of hyperuricemia associated with primary or secondary gout. Also indicated for the treatment of primary or secondary uric acid nephropathy, with or without the symptoms of gout, as well as chemotherapy-induced hyperuricemia and recurrent renal calculi.”[1]

references:

1. DrugBank

17) cilostazol - hypotension (metric closure proximity: 0.156) - **ADR (overdose)**

Indications: “For the reduction of symptoms of intermittent claudication (pain in the legs that occurs with walking and disappears with rest).”[1]

“Information on acute overdosage with cilostazol in humans is limited. The signs and symptoms of an **acute overdose** can be anticipated to be those of excessive pharmacologic effect: severe headache, diarrhea, **hypotension**, tachycardia, and possibly cardiac arrhythmias.”[1]

references:

1. DrugBank

18) follitropin beta - hypotension (metric closure proximity: 0.156) - Unknown

Indications: “For treatment of female infertility”[1]

references:

4. DrugBank

19) tetrabenazine - hypotension (metric closure proximity: 0.156) - Unknown

Indications: “Treatment of hyperkinetic movement disorders like chorea in Huntington's disease, hemiballismus, senile chorea, Tourette syndrome and other tic disorders, and tardive dyskinesia”[1]

references:

5. DrugBank

20) nevirapine - hypotension (metric closure proximity: 0.156) - Unknown

Indications: “For use in combination with other antiretroviral drugs in the ongoing treatment of HIV-1 infection.”[1]

references:

6. DrugBank

21) flumazenil - hypotension (metric closure proximity: 0.156) - Unknown

Indications: “For the complete or partial reversal of the sedative effects of benzodiazepines in cases where general anesthesia has been induced and/or maintained with benzodiazepines, and where sedation has been produced with benzodiazepines for diagnostic and therapeutic procedures. Also for the management of benzodiazepine overdose as an adjunct for appropriate supportive and symptomatic measures.”[1]

references:

7. DrugBank

22) alendronate - hypotension (metric closure proximity: 0.156) - Unknown

Indications: “For the treatment and prevention of osteoporosis in women and Paget's disease of bone in both men and women.”[1]

references:

8. DrugBank

23) betahistine - hypotension (metric closure proximity: 0.156) - Unknown

Indications: "For the reduction of episodes of vertigo association with Ménière's disease."[1]

references:

9. DrugBank

24) natamycin - hypotension (metric closure proximity: 0.156) - Unknown

Indications: "For the treatment of fungal blepharitis, conjunctivitis, and keratitis caused by susceptible organisms including *Fusarium solani* keratitis."[1]

references:

10. DrugBank

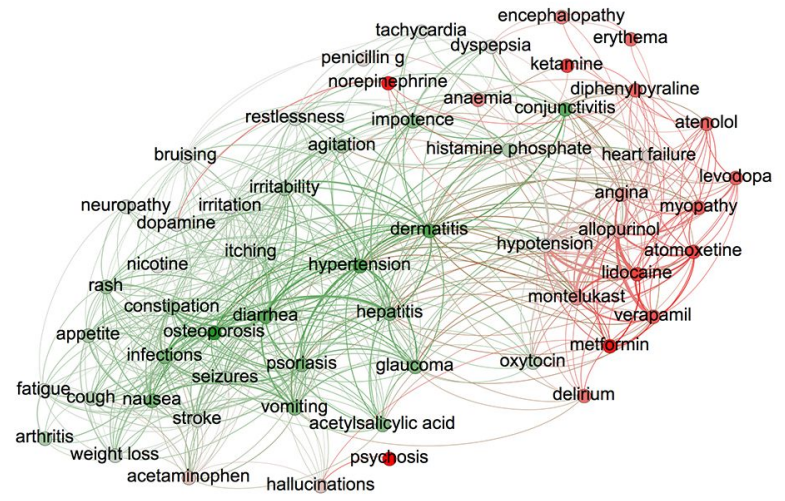
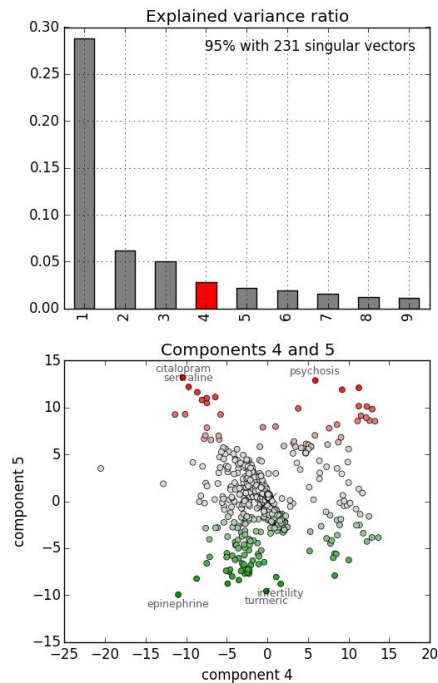
25) prasugrel - hypotension (metric closure proximity: 0.156) - Unknown

Indications: "ndicated in combination with acetylsalicylic acid (ASA) to prevent atherothrombotic events in patients with acute coronary syndrome (ACS) who are to be managed with percutaneous coronary intervention (PCI)"[1]

references:

11. DrugBank

Psoriasis network identified with PC 4 and colored by PC5



PC5 further characterizes the Psoriasis network identified with PC 4, uncovering two subnetwork clusters. Red (green) nodes are (anti-)correlated with PC5. Red nodes are associated with a number of drugs (such as metformin for Diabetes) as well as is related to hypotension, angina, and heart failure. The green nodes are, in turn, associated hypertension as well as the cluster of conditions linked to psoriasis such as glaucoma, hepatitis, arthritis, seizures and stroke. Additionally, red nodes are associated with depression drugs citalopram and sertraline which are external to subnetwork of PC4 but strongly correlated with PC5, as well as psychosis and related conditions. Green nodes are also associated with many NP terms which are external to subnetwork of PC4 but strongly anti-correlated with PC5.

Some of the NP anti-correlated with PC5 are: turmeric, aloe, acai, flaxseed, elderberry, echinacea, peppermint oil, licorice, chamomile, fenugreek, valerian.

Queries on the 1 Week Distance and Transitive Closure Network

Query 1W: **'pain'** and **'cannabis'**

Ordering: **avg**

Proximity Network Results

	pain	cannabis	(max)	(min)	(avg)
pain	1.000	0.058	1.000	0.058	0.529
cannabis	0.058	1.000	1.000	0.058	0.529
anxiety	0.160	0.034	0.160	0.034	0.097
insomnia	0.170	0.019	0.170	0.019	0.095
suicide	0.156	0.025	0.156	0.025	0.090
mood	0.121	0.032	0.121	0.032	0.076
suicidal	0.130	0.012	0.130	0.012	0.071
fluoxetine	0.099	0.028	0.099	0.028	0.063
ginger	0.083	0.025	0.083	0.025	0.054
headache	0.086	0.013	0.086	0.013	0.050
cinnamon	0.079	0.020	0.079	0.020	0.049
garlic	0.068	0.023	0.068	0.023	0.046
flu	0.067	0.018	0.067	0.018	0.042
migraine	0.075	0.008	0.075	0.008	0.042
burning	0.067	0.015	0.067	0.015	0.041
arthritis	0.069	0.007	0.069	0.007	0.038
fatigue	0.065	0.008	0.065	0.008	0.036
soy	0.056	0.015	0.056	0.015	0.035
caffeine	0.054	0.012	0.054	0.012	0.033
lavender	0.050	0.012	0.050	0.012	0.031

Transitive Closure (proximity) Networks Results

	pain	cannabis	(max)	(min)	(avg)
pain	1.000	0.058	1.000	0.058	0.529
cannabis	0.058	1.000	1.000	0.058	0.529
insomnia	0.170	0.045	0.170	0.045	0.108
anxiety	0.160	0.045	0.160	0.045	0.102
suicide	0.156	0.044	0.156	0.044	0.100
suicidal	0.132	0.042	0.132	0.042	0.087
mood	0.121	0.041	0.121	0.041	0.081
anorexia	0.103	0.039	0.103	0.039	0.071
fluoxetine	0.099	0.038	0.099	0.038	0.068
headache	0.086	0.036	0.086	0.036	0.061

Query 1W: **'fluoxetine'** and **'anorexia'**

Ordering: **min**

Proximity Network Results

	fluoxetine	anorexia	(max)	(min)	(avg)
suicidal	0.075	0.111	0.111	0.075	0.093

suicide	0.073	0.093	0.093	0.073	0.083
anxiety	0.071	0.225	0.225	0.071	0.148
pain	0.099	0.041	0.099	0.041	0.070
mood	0.089	0.028	0.089	0.028	0.058
cinnamon	0.066	0.022	0.066	0.022	0.044
fluoxetine	1.000	0.020	1.000	0.020	0.510
anorexia	0.020	1.000	1.000	0.020	0.510
insomnia	0.081	0.019	0.081	0.019	0.050
soy	0.064	0.014	0.064	0.014	0.039
headache	0.075	0.014	0.075	0.014	0.044
mania	0.022	0.011	0.022	0.011	0.016
chia	0.034	0.010	0.034	0.010	0.022
cannabis	0.028	0.009	0.028	0.009	0.018
ginger	0.070	0.008	0.070	0.008	0.039
psychosis	0.017	0.008	0.017	0.008	0.012
green tea	0.039	0.008	0.039	0.008	0.023
burning	0.075	0.007	0.075	0.007	0.041
appetite	0.037	0.006	0.037	0.006	0.022
garlic	0.062	0.006	0.062	0.006	0.034

Transitive Closure (proximity) Networks Results

	fluoxetine	anorexia	(max)	(min)	(avg)
pain	0.099	0.103	0.103	0.099	0.101
insomnia	0.081	0.079	0.081	0.079	0.080
suicidal	0.075	0.114	0.114	0.075	0.094
suicide	0.073	0.116	0.116	0.073	0.094
anxiety	0.071	0.225	0.225	0.071	0.148
mood	0.089	0.059	0.089	0.059	0.074
fluoxetine	1.000	0.057	1.000	0.057	0.529
anorexia	0.057	1.000	1.000	0.057	0.529
migraine	0.054	0.050	0.054	0.050	0.052
headache	0.075	0.049	0.075	0.049	0.062

Query 1W: 'mood', 'cannabis', 'fluoxetine'

Ordering: **avg**

Proximity Network Results

	cannabis	mood	fluoxetine	(max)	(min)	(avg)
mood	0.032	1.000	0.089	1.000	0.032	0.373
fluoxetine	0.028	0.089	1.000	1.000	0.028	0.372
cannabis	1.000	0.032	0.028	1.000	0.028	0.353
pain	0.058	0.121	0.099	0.121	0.058	0.092
insomnia	0.019	0.083	0.081	0.083	0.019	0.061
anxiety	0.034	0.071	0.071	0.071	0.034	0.059
headache	0.013	0.086	0.075	0.086	0.013	0.058
ginger	0.025	0.074	0.070	0.074	0.025	0.056
cinnamon	0.020	0.082	0.066	0.082	0.020	0.056
suicide	0.025	0.064	0.073	0.073	0.025	0.054

burning	0.015	0.066	0.075	0.075	0.015	0.052
garlic	0.023	0.064	0.062	0.064	0.023	0.050
suicidal	0.012	0.055	0.075	0.075	0.012	0.047
flu	0.018	0.062	0.058	0.062	0.018	0.046
caffeine	0.012	0.063	0.060	0.063	0.012	0.045
soy	0.015	0.054	0.064	0.064	0.015	0.044
fever	0.009	0.045	0.053	0.053	0.009	0.036
cough	0.008	0.041	0.041	0.041	0.008	0.030
lavender	0.012	0.039	0.035	0.039	0.012	0.029
migraine	0.008	0.046	0.030	0.046	0.008	0.028

Transitive Closure (proximity) Networks Results

	cannabis	mood	fluoxetine	(max)	(min)	(avg)
mood	0.041	1.000	0.089	1.000	0.041	0.377
fluoxetine	0.038	0.089	1.000	1.000	0.038	0.376
cannabis	1.000	0.041	0.038	1.000	0.038	0.360
pain	0.058	0.121	0.099	0.121	0.058	0.092
insomnia	0.045	0.083	0.081	0.083	0.045	0.070
headache	0.036	0.086	0.075	0.086	0.036	0.066
suicide	0.044	0.073	0.073	0.073	0.044	0.063
anxiety	0.045	0.074	0.071	0.074	0.045	0.063
suicidal	0.042	0.067	0.075	0.075	0.042	0.061
cinnamon	0.035	0.082	0.066	0.082	0.035	0.061

Query 1W: 'hepatitis'

Ordering: avg

Proximity Network Results

	hepatitis	(max)	(min)	(avg)
hepatitis	1.000	1.000	1.000	1.000
glaucoma	0.195	0.195	0.195	0.195
hypertension	0.171	0.171	0.171	0.171
diarrhea	0.169	0.169	0.169	0.169
impotence	0.169	0.169	0.169	0.169
seizures	0.163	0.163	0.163	0.163
dermatitis	0.155	0.155	0.155	0.155
irritability	0.145	0.145	0.145	0.145
psoriasis	0.144	0.144	0.144	0.144
hypotension	0.130	0.130	0.130	0.130
vomiting	0.126	0.126	0.126	0.126
constipation	0.124	0.124	0.124	0.124
stroke	0.122	0.122	0.122	0.122
infections	0.122	0.122	0.122	0.122
osteoporosis	0.114	0.114	0.114	0.114
acetylsalicylic acid	0.113	0.113	0.113	0.113
infertility	0.113	0.113	0.113	0.113
histamine phosphate	0.107	0.107	0.107	0.107
itching	0.105	0.105	0.105	0.105
stinging	0.103	0.103	0.103	0.103

Transitive Closure (proximity) Networks Results

	hepatitis	(max)	(min)	(avg)
hepatitis	1.000	1.000	1.000	1.000
glaucoma	0.195	0.195	0.195	0.195
hypertension	0.171	0.171	0.171	0.171
diarrhea	0.169	0.169	0.169	0.169
impotence	0.169	0.169	0.169	0.169
seizures	0.163	0.163	0.163	0.163
dermatitis	0.155	0.155	0.155	0.155
irritability	0.145	0.145	0.145	0.145
psoriasis	0.144	0.144	0.144	0.144
hypotension	0.130	0.130	0.130	0.130

Query 1W: `psoriasis`, `heart failure`

Ordering: **min**

Proximity Network Results

	psoriasis	heart failure	(max)	(min)	(avg)
dermatitis	0.125	0.115	0.125	0.115	0.120
montelukast	0.083	0.114	0.114	0.083	0.099
hypertension	0.159	0.068	0.159	0.068	0.113
oxytocin	0.060	0.066	0.066	0.060	0.063
hypotension	0.058	0.100	0.100	0.058	0.079
hepatitis	0.144	0.057	0.144	0.057	0.101
conjugated estrogens	0.051	0.065	0.065	0.051	0.058
lidocaine	0.050	0.091	0.091	0.050	0.071
conjunctivitis	0.049	0.079	0.079	0.049	0.064
drowsiness	0.048	0.050	0.050	0.048	0.049
irritability	0.112	0.048	0.112	0.048	0.080
itching	0.109	0.046	0.109	0.046	0.077
allopurinol	0.046	0.160	0.160	0.046	0.103
heart failure	0.043	1.000	1.000	0.043	0.522
psoriasis	1.000	0.043	1.000	0.043	0.522
bruising	0.050	0.043	0.050	0.043	0.047
histamine phosphate	0.043	0.083	0.083	0.043	0.063
tachycardia	0.043	0.053	0.053	0.043	0.048
verapamil	0.042	0.077	0.077	0.042	0.060
hydrocortisone	0.050	0.041	0.050	0.041	0.046

Transitive Closure (proximity) Networks Results

	psoriasis	heart failure	(max)	(min)	(avg)
dermatitis	0.125	0.115	0.125	0.115	0.120
montelukast	0.083	0.125	0.125	0.083	0.104
dry skin	0.087	0.082	0.087	0.082	0.085
hypotension	0.081	0.130	0.130	0.081	0.106
elderberry	0.081	0.077	0.081	0.077	0.079
irritability	0.112	0.077	0.112	0.077	0.094
hypertension	0.159	0.074	0.159	0.074	0.116

naloxone	0.073	0.145	0.145	0.073	0.109
allopurinol	0.072	0.160	0.160	0.072	0.116
peppermint oil	0.075	0.072	0.075	0.072	0.074

Query 1W: `psoriasis`, `hepatitis`

Ordering: **min**

Proximity Network Results

	psoriasis	hepatitis	(max)	(min)	(avg)
diarrhea	0.160	0.169	0.169	0.160	0.165
hypertension	0.159	0.171	0.171	0.159	0.165
psoriasis	1.000	0.144	1.000	0.144	0.572
hepatitis	0.144	1.000	1.000	0.144	0.572
glaucoma	0.135	0.195	0.195	0.135	0.165
dermatitis	0.125	0.155	0.155	0.125	0.140
constipation	0.145	0.124	0.145	0.124	0.135
stroke	0.140	0.122	0.140	0.122	0.131
infections	0.183	0.122	0.183	0.122	0.152
irritability	0.112	0.145	0.145	0.112	0.128
seizures	0.108	0.163	0.163	0.108	0.135
itching	0.109	0.105	0.109	0.105	0.107
osteoporosis	0.102	0.114	0.114	0.102	0.108
irritation	0.105	0.100	0.105	0.100	0.103
infertility	0.094	0.113	0.113	0.094	0.104
vomiting	0.091	0.126	0.126	0.091	0.108
allergic	0.088	0.084	0.088	0.084	0.086
montelukast	0.083	0.094	0.094	0.083	0.088
nausea	0.076	0.080	0.080	0.076	0.078
acetylsalicylic acid	0.073	0.113	0.113	0.073	0.093

Transitive Closure (proximity) Networks Results

	psoriasis	hepatitis	(max)	(min)	(avg)
diarrhea	0.160	0.169	0.169	0.160	0.165
hypertension	0.159	0.171	0.171	0.159	0.165
psoriasis	1.000	0.144	1.000	0.144	0.572
hepatitis	0.144	1.000	1.000	0.144	0.572
glaucoma	0.135	0.195	0.195	0.135	0.165
dermatitis	0.125	0.155	0.155	0.125	0.140
constipation	0.145	0.124	0.145	0.124	0.135
stroke	0.140	0.122	0.140	0.122	0.131
infections	0.183	0.122	0.183	0.122	0.152
irritability	0.112	0.145	0.145	0.112	0.128

Query 1W: `psoriasis`, `seizures`

Ordering: **min**

Proximity Network Results

	psoriasis	seizures	(max)	(min)	(avg)
infections	0.183	0.205	0.205	0.183	0.194
hepatitis	0.144	0.163	0.163	0.144	0.153
stroke	0.140	0.189	0.189	0.140	0.164
diarrhea	0.160	0.122	0.160	0.122	0.141
itching	0.109	0.109	0.109	0.109	0.109
seizures	0.108	1.000	1.000	0.108	0.554
psoriasis	1.000	0.108	1.000	0.108	0.554
constipation	0.145	0.102	0.145	0.102	0.124
osteoporosis	0.102	0.104	0.104	0.102	0.103
glaucoma	0.135	0.101	0.135	0.101	0.118
irritability	0.112	0.099	0.112	0.099	0.105
infertility	0.094	0.150	0.150	0.094	0.122
vomiting	0.091	0.150	0.150	0.091	0.120
irritation	0.105	0.091	0.105	0.091	0.098
hypertension	0.159	0.087	0.159	0.087	0.123
dermatitis	0.125	0.084	0.125	0.084	0.104
allergic	0.088	0.083	0.088	0.083	0.086
acne	0.119	0.081	0.119	0.081	0.100
ibuprofen	0.076	0.076	0.076	0.076	0.076
appetite	0.076	0.078	0.078	0.076	0.077

Transitive Closure (proximity) Networks Results

	psoriasis	seizures	(max)	(min)	(avg)
infections	0.183	0.205	0.205	0.183	0.194
hepatitis	0.144	0.163	0.163	0.144	0.153
stroke	0.140	0.189	0.189	0.140	0.164
diarrhea	0.160	0.122	0.160	0.122	0.141
constipation	0.145	0.121	0.145	0.121	0.133
acne	0.119	0.113	0.119	0.113	0.116
itching	0.109	0.109	0.109	0.109	0.109
psoriasis	1.000	0.108	1.000	0.108	0.554
seizures	0.108	1.000	1.000	0.108	0.554
osteoporosis	0.102	0.104	0.104	0.102	0.103

Query 1W: **'psoriasis', 'heart failure', 'stroke'**

Ordering: **min**

Proximity Network Results

	psoriasis	stroke	heart failure	(max)	(min)	(avg)
hypertension	0.159	0.107	0.068	0.159	0.068	0.111
dermatitis	0.125	0.065	0.115	0.125	0.065	0.102
hepatitis	0.144	0.122	0.057	0.144	0.057	0.108
irritability	0.112	0.068	0.048	0.112	0.048	0.076
itching	0.109	0.080	0.046	0.109	0.046	0.078
psoriasis	1.000	0.140	0.043	1.000	0.043	0.394
bruising	0.050	0.052	0.043	0.052	0.043	0.048

montelukast	0.083	0.043	0.114	0.114	0.043	0.080
oxytocin	0.060	0.042	0.066	0.066	0.042	0.056
glaucoma	0.135	0.109	0.040	0.135	0.040	0.094
drowsiness	0.048	0.039	0.050	0.050	0.039	0.046
hydrocortisone	0.050	0.039	0.041	0.050	0.039	0.043
diarrhea	0.160	0.155	0.037	0.160	0.037	0.118
vomiting	0.091	0.131	0.035	0.131	0.035	0.086
dizziness	0.042	0.074	0.035	0.074	0.035	0.050
lethargy	0.035	0.045	0.043	0.045	0.035	0.041
hypotension	0.058	0.034	0.100	0.100	0.034	0.064
agitation	0.040	0.033	0.041	0.041	0.033	0.038
acetylsalicylic acid	0.073	0.064	0.032	0.073	0.032	0.056
seizures	0.108	0.189	0.030	0.189	0.030	0.109

Transitive Closure (proximity) Networks Results

	psoriasis	stroke	heart failure	(max)	(min)	(avg)
irritability	0.112	0.086	0.077	0.112	0.077	0.091
dermatitis	0.125	0.077	0.115	0.125	0.077	0.106
hypertension	0.159	0.107	0.074	0.159	0.074	0.113
dry skin	0.087	0.073	0.082	0.087	0.073	0.081
itching	0.109	0.080	0.071	0.109	0.071	0.087
hepatitis	0.144	0.122	0.071	0.144	0.071	0.112
irritation	0.105	0.077	0.068	0.105	0.068	0.083
hypotension	0.081	0.067	0.130	0.130	0.067	0.093
elderberry	0.081	0.067	0.077	0.081	0.067	0.075
montelukast	0.083	0.066	0.125	0.125	0.066	0.091

Query 1W: `psoriasis`, `heart failure`, `stroke`

Ordering: avg

Proximity Network Results

	psoriasis	stroke	heart failure	(max)	(min)	(avg)
psoriasis	1.000	0.140	0.043	1.000	0.043	0.394
stroke	0.140	1.000	0.027	1.000	0.027	0.389
heart failure	0.043	0.027	1.000	1.000	0.027	0.357
infections	0.183	0.213	0.024	0.213	0.024	0.140
diarrhea	0.160	0.155	0.037	0.160	0.037	0.118
hypertension	0.159	0.107	0.068	0.159	0.068	0.111
seizures	0.108	0.189	0.030	0.189	0.030	0.109
hepatitis	0.144	0.122	0.057	0.144	0.057	0.108
constipation	0.145	0.141	0.020	0.145	0.020	0.102
dermatitis	0.125	0.065	0.115	0.125	0.065	0.102
glaucoma	0.135	0.109	0.040	0.135	0.040	0.094
vomiting	0.091	0.131	0.035	0.131	0.035	0.086
montelukast	0.083	0.043	0.114	0.114	0.043	0.080
itching	0.109	0.080	0.046	0.109	0.046	0.078
angina	0.031	0.021	0.179	0.179	0.021	0.077
acne	0.119	0.099	0.010	0.119	0.010	0.076

irritability	0.112	0.068	0.048	0.112	0.048	0.076
allopurinol	0.046	0.022	0.160	0.160	0.022	0.076
infertility	0.094	0.121	0.008	0.121	0.008	0.074
nausea	0.076	0.123	0.016	0.123	0.016	0.071

Transitive Closure (proximity) Networks Results

	psoriasis	stroke	heart failure	(max)	(min)	(avg)
psoriasis	1.000	0.140	0.064	1.000	0.064	0.401
stroke	0.140	1.000	0.048	1.000	0.048	0.396
heart failure	0.064	0.048	1.000	1.000	0.048	0.371
infections	0.183	0.213	0.052	0.213	0.052	0.149
diarrhea	0.160	0.155	0.066	0.160	0.066	0.127
seizures	0.108	0.189	0.052	0.189	0.052	0.116
constipation	0.145	0.141	0.060	0.145	0.060	0.115
hypertension	0.159	0.107	0.074	0.159	0.074	0.113
hepatitis	0.144	0.122	0.071	0.144	0.071	0.112
dermatitis	0.125	0.077	0.115	0.125	0.077	0.106

Query 1W: `psoriasis`, `metformin`

Ordering: **min**

Proximity Network Results

	psoriasis	metformin	(max)	(min)	(avg)
montelukast	0.083	0.098	0.098	0.083	0.091
hypertension	0.159	0.070	0.159	0.070	0.114
dermatitis	0.125	0.062	0.125	0.062	0.093
hypotension	0.058	0.109	0.109	0.058	0.084
hepatitis	0.144	0.053	0.144	0.053	0.098
oxytocin	0.060	0.050	0.060	0.050	0.055
lidocaine	0.050	0.143	0.143	0.050	0.097
vomiting	0.091	0.049	0.091	0.049	0.070
glaucoma	0.135	0.047	0.135	0.047	0.091
allopurinol	0.046	0.118	0.118	0.046	0.082
heart failure	0.043	0.048	0.048	0.043	0.045
verapamil	0.042	0.111	0.111	0.042	0.077
diarrhea	0.160	0.042	0.160	0.042	0.101
ibuprofen	0.076	0.042	0.076	0.042	0.059
naloxone	0.040	0.128	0.128	0.040	0.084
agitation	0.040	0.040	0.040	0.040	0.040
acetylsalicylic acid	0.073	0.038	0.073	0.038	0.056
nicotine	0.038	0.033	0.038	0.033	0.036
angina	0.031	0.070	0.070	0.031	0.051
metformin	0.031	1.000	1.000	0.031	0.516

Transitive Closure (proximity) Networks Results

	psoriasis	metformin	(max)	(min)	(avg)
montelukast	0.083	0.098	0.098	0.083	0.091

hypotension	0.081	0.109	0.109	0.081	0.095
naloxone	0.073	0.128	0.128	0.073	0.100
allopurinol	0.072	0.118	0.118	0.072	0.095
hypertension	0.159	0.070	0.159	0.070	0.114
histamine phosphate	0.069	0.078	0.078	0.069	0.074
dermatitis	0.125	0.068	0.125	0.068	0.097
ribavirin	0.067	0.100	0.100	0.067	0.084
tiotropium	0.067	0.100	0.100	0.067	0.084
angina	0.066	0.092	0.092	0.066	0.079

Query 1W: `psoriasis`, `insulin glargine`

Ordering: **min**

Proximity Network Results

	psoriasis	insulin glargine	(max)	(min)	(avg)
lethargy	0.035	0.016	0.035	0.016	0.025
metformin	0.031	0.013	0.031	0.013	0.022
tenderness	0.019	0.010	0.019	0.010	0.014
vomiting	0.091	0.009	0.091	0.009	0.050
weakness	0.036	0.009	0.036	0.009	0.022
bruising	0.050	0.007	0.050	0.007	0.029
encephalopathy	0.006	0.024	0.024	0.006	0.015
cranberry	0.057	0.006	0.057	0.006	0.032
simvastatin	0.006	0.039	0.039	0.006	0.023
licorice	0.036	0.006	0.036	0.006	0.021
stroke	0.140	0.006	0.140	0.006	0.073
liquorice	0.005	0.012	0.012	0.005	0.008
sertraline	0.007	0.005	0.007	0.005	0.006
diarrhea	0.160	0.005	0.160	0.005	0.082
hydroxyzine	0.004	0.009	0.009	0.004	0.007
hallucinations	0.030	0.004	0.030	0.004	0.017
seizures	0.108	0.004	0.108	0.004	0.056
migraine	0.043	0.004	0.043	0.004	0.023
lithium	0.010	0.003	0.010	0.003	0.007
sweating	0.033	0.003	0.033	0.003	0.018

Transitive Closure (proximity) Networks Results

	psoriasis	insulin glargine	(max)	(min)	(avg)
allopurinol	0.072	0.053	0.072	0.053	0.063
anaphylaxis	0.048	0.048	0.048	0.048	0.048
primidone	0.061	0.048	0.061	0.048	0.054
sevelamer	0.061	0.048	0.061	0.048	0.054
desmopressin	0.061	0.048	0.061	0.048	0.054
rhinitis	0.048	0.056	0.056	0.048	0.052
bethanechol	0.062	0.047	0.062	0.047	0.055
cabergoline	0.062	0.047	0.062	0.047	0.055
hypersensitivity	0.044	0.059	0.059	0.044	0.052

pharyngitis 0.044 0.046 0.046 0.044 0.045

Query 1W: `psoriasis`, `stroke`

Ordering: **min**

Proximity Network Results

	psoriasis	stroke	(max)	(min)	(avg)
infections	0.183	0.213	0.213	0.183	0.198
diarrhea	0.160	0.155	0.160	0.155	0.158
constipation	0.145	0.141	0.145	0.141	0.143
psoriasis	1.000	0.140	1.000	0.140	0.570
stroke	0.140	1.000	1.000	0.140	0.570
hepatitis	0.144	0.122	0.144	0.122	0.133
glaucoma	0.135	0.109	0.135	0.109	0.122
seizures	0.108	0.189	0.189	0.108	0.148
hypertension	0.159	0.107	0.159	0.107	0.133
acne	0.119	0.099	0.119	0.099	0.109
infertility	0.094	0.121	0.121	0.094	0.108
vomiting	0.091	0.131	0.131	0.091	0.111
osteoporosis	0.102	0.090	0.102	0.090	0.096
allergic	0.088	0.100	0.100	0.088	0.094
weight loss	0.085	0.088	0.088	0.085	0.087
itching	0.109	0.080	0.109	0.080	0.094
appetite	0.076	0.111	0.111	0.076	0.093
nausea	0.076	0.123	0.123	0.076	0.099
ibuprofen	0.076	0.074	0.076	0.074	0.075
rash	0.071	0.078	0.078	0.071	0.075

Transitive Closure (proximity) Networks Results

	psoriasis	stroke	(max)	(min)	(avg)
infections	0.183	0.213	0.213	0.183	0.198
diarrhea	0.160	0.155	0.160	0.155	0.158
constipation	0.145	0.141	0.145	0.141	0.143
psoriasis	1.000	0.140	1.000	0.140	0.570
stroke	0.140	1.000	1.000	0.140	0.570
hepatitis	0.144	0.122	0.144	0.122	0.133
acne	0.119	0.115	0.119	0.115	0.117
glaucoma	0.135	0.109	0.135	0.109	0.122
seizures	0.108	0.189	0.189	0.108	0.148
hypertension	0.159	0.107	0.159	0.107	0.133

Query 1W: `glaucoma`

Ordering: **min**

Proximity Network Results

glaucoma	(max)	(min)	(avg)
----------	-------	-------	-------

glaucoma	1.000	1.000	1.000	1.000
hepatitis	0.195	0.195	0.195	0.195
hypertension	0.157	0.157	0.157	0.157
psoriasis	0.135	0.135	0.135	0.135
diarrhea	0.120	0.120	0.120	0.120
hypotension	0.111	0.111	0.111	0.111
stroke	0.109	0.109	0.109	0.109
dermatitis	0.106	0.106	0.106	0.106
montelukast	0.104	0.104	0.104	0.104
vomiting	0.101	0.101	0.101	0.101
seizures	0.101	0.101	0.101	0.101
acetylsalicylic acid	0.095	0.095	0.095	0.095
drowsiness	0.090	0.090	0.090	0.090
allopurinol	0.079	0.079	0.079	0.079
infections	0.078	0.078	0.078	0.078
itching	0.077	0.077	0.077	0.077
irritability	0.076	0.076	0.076	0.076
constipation	0.074	0.074	0.074	0.074
osteoporosis	0.074	0.074	0.074	0.074
lidocaine	0.073	0.073	0.073	0.073

Transitive Closure (proximity) Networks Results

	glaucoma	(max)	(min)	(avg)
glaucoma	1.000	1.000	1.000	1.000
hepatitis	0.195	0.195	0.195	0.195
hypertension	0.157	0.157	0.157	0.157
psoriasis	0.135	0.135	0.135	0.135
diarrhea	0.120	0.120	0.120	0.120
hypotension	0.111	0.111	0.111	0.111
stroke	0.109	0.109	0.109	0.109
dermatitis	0.106	0.106	0.106	0.106
montelukast	0.104	0.104	0.104	0.104
vomiting	0.101	0.101	0.101	0.101

Query 1W: `glaucoma`, `psoriasis`

Ordering: **min**

Proximity Network Results

	psoriasis	glaucoma	(max)	(min)	(avg)
hypertension	0.159	0.157	0.159	0.157	0.158
hepatitis	0.144	0.195	0.195	0.144	0.170
glaucoma	0.135	1.000	1.000	0.135	0.567
psoriasis	1.000	0.135	1.000	0.135	0.567
diarrhea	0.160	0.120	0.160	0.120	0.140
stroke	0.140	0.109	0.140	0.109	0.124
dermatitis	0.125	0.106	0.125	0.106	0.116
seizures	0.108	0.101	0.108	0.101	0.104
vomiting	0.091	0.101	0.101	0.091	0.096

montelukast	0.083	0.104	0.104	0.083	0.093
infections	0.183	0.078	0.183	0.078	0.131
itching	0.109	0.077	0.109	0.077	0.093
irritability	0.112	0.076	0.112	0.076	0.094
constipation	0.145	0.074	0.145	0.074	0.110
osteoporosis	0.102	0.074	0.102	0.074	0.088
acetylsalicylic acid	0.073	0.095	0.095	0.073	0.084
infertility	0.094	0.067	0.094	0.067	0.081
nausea	0.076	0.067	0.076	0.067	0.071
irritation	0.105	0.064	0.105	0.064	0.084
allergic	0.088	0.062	0.088	0.062	0.075

Transitive Closure (proximity) Networks Results

	psoriasis	glaucoma	(max)	(min)	(avg)
hypertension	0.159	0.157	0.159	0.157	0.158
hepatitis	0.144	0.195	0.195	0.144	0.170
glaucoma	0.135	1.000	1.000	0.135	0.567
psoriasis	1.000	0.135	1.000	0.135	0.567
diarrhea	0.160	0.120	0.160	0.120	0.140
stroke	0.140	0.109	0.140	0.109	0.124
dermatitis	0.125	0.106	0.125	0.106	0.116
seizures	0.108	0.101	0.108	0.101	0.104
vomiting	0.091	0.101	0.101	0.091	0.096
irritability	0.112	0.091	0.112	0.091	0.101

Query 1W: `glaucoma`, `psoriasis`, `hepatitis`

Ordering: **min**

Proximity Network Results

	psoriasis	glaucoma	hepatitis	(max)	(min)	(avg)
hypertension	0.159	0.157	0.171	0.171	0.157	0.162
hepatitis	0.144	0.195	1.000	1.000	0.144	0.446
glaucoma	0.135	1.000	0.195	1.000	0.135	0.443
psoriasis	1.000	0.135	0.144	1.000	0.135	0.426
diarrhea	0.160	0.120	0.169	0.169	0.120	0.150
stroke	0.140	0.109	0.122	0.140	0.109	0.124
dermatitis	0.125	0.106	0.155	0.155	0.106	0.129
seizures	0.108	0.101	0.163	0.163	0.101	0.124
vomiting	0.091	0.101	0.126	0.126	0.091	0.106
montelukast	0.083	0.104	0.094	0.104	0.083	0.094
infections	0.183	0.078	0.122	0.183	0.078	0.128
itching	0.109	0.077	0.105	0.109	0.077	0.097
irritability	0.112	0.076	0.145	0.145	0.076	0.111
constipation	0.145	0.074	0.124	0.145	0.074	0.115
osteoporosis	0.102	0.074	0.114	0.114	0.074	0.097
acetylsalicylic acid	0.073	0.095	0.113	0.113	0.073	0.094
infertility	0.094	0.067	0.113	0.113	0.067	0.091
nausea	0.076	0.067	0.080	0.080	0.067	0.074

irritation	0.105	0.064	0.100	0.105	0.064	0.090
allergic	0.088	0.062	0.084	0.088	0.062	0.078

Transitive Closure (proximity) Networks Results

	psoriasis	glaucoma	hepatitis	(max)	(min)	(avg)
hypertension	0.159	0.157	0.171	0.171	0.157	0.162
hepatitis	0.144	0.195	1.000	1.000	0.144	0.446
glaucoma	0.135	1.000	0.195	1.000	0.135	0.443
psoriasis	1.000	0.135	0.144	1.000	0.135	0.426
diarrhea	0.160	0.120	0.169	0.169	0.120	0.150
stroke	0.140	0.109	0.122	0.140	0.109	0.124
dermatitis	0.125	0.106	0.155	0.155	0.106	0.129
seizures	0.108	0.101	0.163	0.163	0.101	0.124
vomiting	0.091	0.101	0.126	0.126	0.091	0.106
irritability	0.112	0.091	0.145	0.145	0.091	0.116

Instagram Post Examples

date: Sun, May 25 2014 @ 09:05

"#notmypic .. Say hello to my new friend! Fluoxetina! Side effects by now are a bit of nausea and inquietude.. Better than zoloff! Yesterday night i started to cry while i was with my 2 friends because my ex, bulimia's stress.. I'm sure they thought i'm crazy so i felt like i had to explain my reasons with one of those friends.. Now i'm terrified of his reaction, he is even a friend of my ex.. Don't know what to expect.. It's so hard telling someone about ED and bulimia ☹☹. I'm also thinking about a b/p session today after 2 days clean, maybe it's not the right solution. Idk. #bulimia #bulimic #mia #ed #edfamily #eatingdisorder #prorecovery #bingepurge #purge #binge #fat #prozac #fluoxetine #depression #meds"

date: Wed, May 13 2015 @ 20:05

"I start fluoxetine (D) tomorrow, the doctor switched me from citalopram to this so let's hope it goes better this time #anxietymeds #depressionmeds #citalopram#fluoxetine (D) #anxiety (AE)#depression"

then, same user on the next day:

"ok so I don't know if it's the tablets that are doing this but I feel the lowest I've ever felt and I'm hoping it's not the tablets. Hopefully it's just a bad day, not that there are many good days☹ I hope tomorrow is a better day for everyone, especially if you are feeling the same way I am. #fluoxetine (D) #depression (AE) #anxiety #depressionmeds #anxietymeds"

date: Wed, Dec 24 2014 @ 10:12

"I've gained a significant amount of weight since this summer... It's hard.. It's too much for someone to ask if I'm okay or not. Screw people.. #me #statistic #unhappy #depression (AE) #fluoxetine (D) #christmaseve #yule #hurt #toomanythoughts"

date: Wed, Feb 05 2014 @ 14:02

"i survived another trip to the clinic, saw a specialist, did a test that explained i'm an INFJ (introvert) which is apperently only 1% of the population. Added risperidone and upped ritalin as well as prozac. considering this keeps me "sane" and able to assimilate into the chaos of everyday life i think this counts as my #100happydays today #findhappinessineachday #bipolar #borderlinepersonalitydisorder #INFJ #manicdepression #goinggovernment #prozac #lamotragine #ritalin #risperidone"

date: Tue, Mar 31 2015 @ 18:03

"Anyone has ever tried Prozac !? If so... please share ur feedback
I'd be thankful xo #Depression #anxiety #Bipolar #Prozac #mood_swings"
