

Partition function zeros for the Ising model on complete graphs and on annealed scale-free networks

M. Krasnytska^{1,2,3}, B. Berche^{2,3}, Yu. Holovatch^{1,3}, R. Kenna^{3,4}

¹ Institute for Condensed Matter Physics, National Acad. Sci. of Ukraine, UA-79011 Lviv, Ukraine

² Institut Jean Lamour, CNRS/UMR 7198, Groupe de Physique Statistique, Université de Lorraine, BP 70239, F-54506 Vandœuvre-les-Nancy Cedex, France

³ Doctoral College for the Statistical Physics of Complex Systems, Leipzig-Lorraine-Lviv-Coventry (\mathbb{L}^4)

⁴ Applied Mathematics Research Centre, Coventry University, Coventry CV1 5FB, United Kingdom

Abstract. We analyze the partition function of the Ising model on graphs of two different types: complete graphs, wherein all nodes are mutually linked and annealed scale-free networks for which the degree distribution decays as $P(k) \sim k^{-\lambda}$. We are interested in zeros of the partition function in the cases of complex temperature or complex external field (Fisher and Lee-Yang zeros respectively). For the model on an annealed scale-free network, we find an integral representation for the partition function which, in the case $\lambda > 5$, reproduces the zeros for the Ising model on a complete graph. For $3 < \lambda < 5$ we derive the λ -dependent angle at which the Fisher zeros impact onto the real temperature axis. This, in turn, gives access to the λ -dependent universal values of the critical exponents and critical amplitudes ratios. Our analysis of the Lee-Yang zeros reveals a difference in their behaviour for the Ising model on a complete graph and on an annealed scale-free network when $3 < \lambda < 5$. Whereas in the former case the zeros are purely imaginary, they have a non zero real part in latter case, so that the celebrated Lee-Yang circle theorem is violated.

PACS numbers: 05.50.+q; 05.50.+q; 64.60.aq; 64.60F-

Submitted to: *J. Phys. A: Math. Gen.*

E-mail: kras_mariana@icmp.lviv.ua, bertrand.berche@univ-lorraine.fr, hol@icmp.lviv.ua, R.Kenna@coventry.ac.uk

1. Introduction

Since the pioneering works of Lee and Yang [1], as well as Fisher [2], analysis of partition function zeros in the complex plane has become a standard tool to study properties of phase transitions in various systems [3], lattice spin models being one of them.

The Lee-Yang zeros are calculated at (real) temperature (T) in the complex magnetic field (H) plane whereas Fisher zeros (usually studied in the absence of a magnetic field) are located in the complex temperature plane. In the thermodynamic limit when the system size N approaches infinity, the Lee-Yang and Fisher zeros form curves on the complex (H or T) plane. By analysing the location and scaling of these zeros, an alternative description of critical phenomena is achieved involving angles formed by these curves [4–8]. In this way the angles may be considered to be conjugate to the set of critical exponents and critical amplitudes ratios. Of special interest are the finite-size scaling properties of zeros, which also encode universal features of underlying phase transitions [5].

Besides being of fundamental interest, and being useful for theory, the zeroes attract attention due to their experimental observation too. The first step to connect zeros to experimental data was made in Ref. [9]. The density of zeros on the Lee-Yang circle was determined by analyzing isothermal magnetization data of the Ising ferromagnets. Recently Peng et al. pointed out to possible relation between imaginary magnetic fields and quantum coherence of probe spin in a bath [10, 11]. In turn, the experimentally obtained times at which quantum coherence disappears are equivalent to imaginary Lee-Yang zeros. Such demonstration of experimental realization of Lee-Yang zeros is important at a fundamental level and points to new ways of studying zeros in complex, many-bodied materials. E.g., the approach could help in the study of real systems in which the zeros can't easily be calculated giving access to new quantum phenomena that would otherwise remain hidden if one were to restrict attention to real, physical parameters. The experiments also confirm a profound connection between a static entity (the complex magnetic field in thermodynamics) and dynamical properties of quantum systems, namely coherence.

The aim of our paper is to analyse partition function zeros for a spin model on a complex network [12]. In particular, we are interested in a scale-free network with power-law decay of a node degree distribution $P(K) \sim K^{-\lambda}$, where $P(K)$ is the probability that network node has degree K . Such networks attract much attention due to their applications in descriptions of numerous natural and man-made systems, see e.g. [12, 13]. It is by now well established that models on such networks have qualitatively similar critical behavior to those on systems defined on regular d -dimensional lattices. In particular, the exponent λ determines collective behaviour and plays a role similar to that of the space dimension d for lattice systems; there are lower and upper critical values of λ for networks, analogous to lower and upper critical dimensions for lattices. At the upper critical values $\lambda = \lambda_{uc}$ and $d = d_{uc}$, scaling behaviour is modified by multiplicative logarithmic corrections, while above them, critical exponents assume their

mean-field values. The above analogy has limitations; e.g., for $d \leq d_{lc}$ lattice systems remain disordered at any finite temperature T whereas systems on networks are always ordered at $\lambda \leq \lambda_{lc}$. But the feature we want to emphasize by this comparison and which will be central for the analysis presented below is that d and λ play the role of *global* variables determining universal properties of critical behaviour. Therefore the parameter λ , like the dimensionality of a regular lattice, governs the universality of thermodynamic properties near the critical point along with the field symmetries and range of interactions. So, in the absence of a space dimensionality, λ controls the transition. For the Ising model, as most models, $\lambda_{lc} = 3$, $\lambda_{uc} = 5$ while $d_{lc} = 1$ and $d_{uc} = 4$.

Here we consider the so-called annealed network (see e.g. [14]). For a spin model on such a network, the network configuration is fluctuating together with spins, which leads to the partition function configurational averaging [15]. In turn, this allows one to attain an asymptotically exact description of many spin models, placed on such a type of network [16]. In this description, the partition function is represented in the form of the model on a complete graph with random separable interactions [14]. Therefore, in our analysis we start from the Ising model on a complete graph [17, 18], considering properties of its partition function zeros in the complex H and T planes and then we will generalize this analysis for the case of an annealed scale-free network. The remainder of this paper is organised as follows. In section 2 we briefly introduce the main relations which follow from the properties of partition function zeros and fix the notations. Section 3 delivers the analysis of the Fisher and Lee-Yang zeros of the Ising model on a complete graph. Following Ref. [17] we represent the partition function in integral form, extracting the number of particles into the variable of integration and complex reduced temperature or magnetic field. In section 4 we obtain the results for both types of zeros for the Ising model on an annealed scale-free network with a power-law decay of the node degree distribution characterised by λ . We collect some details of our calculations in the Appendices. Certain results of the sub-section 4.3 have been previously announced in a Letter [19].

2. Definitions and notations

In this section, we fix the notation and recall the derivation of scaling relations required for the rest of the paper. We wish to consider the partition function either at the critical temperature $T = T_c$ in the complex magnetic field or at $H = 0$ in complex temperature. To investigate the former, we write $H = \text{Re } H + i \text{Im } H$ and determine the Lee-Yang zeros $H = H_j$ of $Z(T_c, H)$ by searching numerically for the intersection in the complex magnetic-field plane of the curves $\text{Re } Z(T_c, H) = 0$ and $\text{Im } Z(T_c, H) = 0$.

For our considerations in the complex temperature plane we write $T = \text{Re } T + i \text{Im } T = T_c(1 + t)$, where T_c is the (real) critical temperature in zero field and $t = \rho e^{i\Phi}$ ($t = (T - T_c)/T_c$) parametrises position in the complex plane relative to T_c [20]. To determine the Fisher zeros, we search for intersections of $\text{Re } Z(T, 0) = 0$ and

$\text{Im} Z(T, 0) = 0$. These Fisher zeros accumulate in the vicinity of the critical point T_c along a line and tend to pinch the positive real axis with the angle $\Phi(t \rightarrow 0) = \varphi$ [4,8,20]. Consider the locus of Fisher zeros in the complex temperature plane depicted in Fig. 1. Fisher zeros are represented as light discs (blue online) the black one being the critical point position. The critical temperature is real, so the critical point is located on the real axis. Applying a real magnetic field to the system, we observe that Fisher zeros move in the complex T plane along a curve which defines an angle ψ with the positive real axis [5].

A useful relation connects the impact angle φ with the exponent α of the specific heat and with the specific heat universal amplitude ratio A_-/A_+ , where A_+ , A_- are scaling amplitudes at $t > 0$, $t < 0$ respectively. On the real axis in the thermodynamic limit, the singular part of the free energy in the vicinity of critical point in the absence of magnetic field can be written as $f \simeq F_{\pm}|t|^{2-\alpha}$. In the high-temperature phase given by $t > 0$, this is $f \simeq F_+t^{2-\alpha}$. In the low-temperature phase for which $t < 0$ it is $f \simeq F_-(-t)^{2-\alpha}$. In the complex plane, the free energy is analytic everywhere except along the lines of zeros of the partition function. That line separates the two regions (high and low temperatures) in Fig. 1. By analytic continuation from the high temperature real axis, the region on the right of the line of zeros (the ‘‘high temperature phase’’) has

$$f_+(t) \simeq F_+(\rho e^{i\Phi})^{2-\alpha} + f_+^{reg}, \quad 0 \leq \Phi < \pi - \varphi. \quad (1)$$

On the other hand, continuing the region to the left of the line of zeros (the low temperature phase), one has

$$f_-(t) \simeq F_-(-\rho e^{i\Phi})^{2-\alpha} + f_-^{reg}, \quad \pi - \varphi < \Phi \leq \pi. \quad (2)$$

At the transition along the line of Fisher zeros, $\Phi = \pi - \varphi$, the real parts of the free energies of both phases are equal [4,5]. Substituting $\Phi = \pi - \varphi$ into (1)-(2) and using the fact that $F_-/F_+ = A_-/A_+$ we arrive at the formula [5,7,8]:

$$\tan[(2 - \alpha)\varphi] = \frac{\cos(\pi\alpha) - A_-/A_+}{\sin(\pi\alpha)}. \quad (3)$$

The scaling of the zeros follows from general arguments. Replacing the volume L^d of a regular lattice by the number of sites N on a graph the partition function in terms of complex reduced temperature t and magnetic field H , $Z(t, H)$, can be written as a generalised homogenous function [5]:

$$Z(t, H) = Z(tN^{1/(2-\alpha)}, HN^{\beta\delta/(2-\alpha)}). \quad (4)$$

The partition function is an even function of H so that the previous scaling relation may be written either as

$$H^2 N^{2\beta\delta/(2-\alpha)} = f(tN^{1/(2-\alpha)}), \quad (5)$$

or as

$$tN^{1/(2-\alpha)} = g(HN^{\beta\delta/(2-\alpha)}). \quad (6)$$

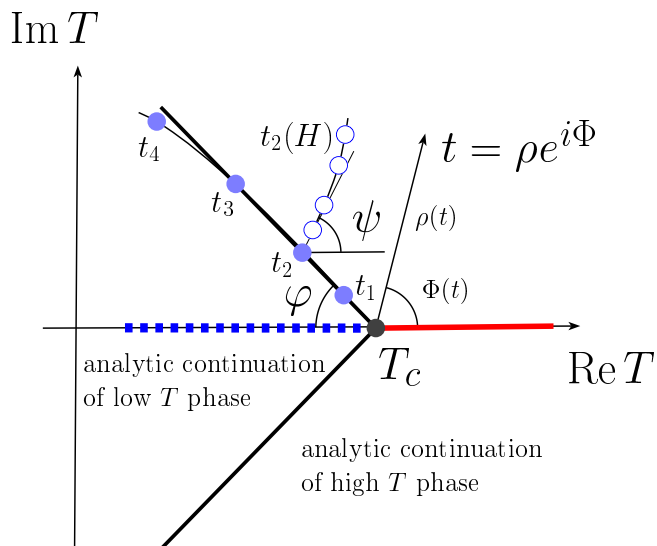


Figure 1. The distribution of Fisher zeros in the complex T plane. The variable $t = \rho e^{i\Phi}$ labels complex temperatures with respect to T_c . The angle φ is the impact angle of the zeros with the negative sense of the real axis, so that $\Phi \approx \pi - \varphi$ for the first few zeros which are indicated by discs. The angle ψ describes the motion of the Fisher zeros in presence of a real magnetic field. The motion of the first zero with increasing H is indicated by the circles.

At $H = 0$ equation (6) gives the scaling of Fisher zeros:

$$t_j = N^{-1/(2-\alpha)} g_j(0), \quad (7)$$

where $g_j(0)$ is in general a complex number. Extending to scaling with the label index j [5] we generalize from (5) and (6) to the Lee-Yang and Fisher zeros scaling as

$$H_j(N, t = 0) \sim \left(\frac{j}{N}\right)^{\frac{\beta\delta}{2-\alpha}}, \quad (8)$$

$$t_j(N, H = 0) \sim \left(\frac{j}{N}\right)^{\frac{1}{2-\alpha}}. \quad (9)$$

Setting $t = 0$ in (5) leads for the Lee-Yang zeros to [5]:

$$H_j^2 = N^{-2\beta\delta/(2-\alpha)} f_j(0). \quad (10)$$

In general, $f_j(0)$ is a complex number. However, for models that obey the Lee-Yang theorem (all zeros are purely imaginary $H_j \sim i \text{Im } H_j$ [1]) $f_j(0)$ is a negative real number. Using this property one can derive from the scaling properties of the partition function [5] an angle ψ of motion of Fisher zeros in real magnetic field. At fixed t and for $N \rightarrow \infty$, the variable H_j tends to the Lee-Yang edge, hence, substituting $N^{-1/(2-\alpha)}$ from (7) into (10) we parametrise:

$$t_j \sim H_j^{1/(\beta\delta)} \exp(\pm i\psi), \quad (11)$$

to obtain [5]

$$\psi = \frac{\pi}{2\beta\delta}. \quad (12)$$

3. Ising model on a complete graph

In this section we consider the infinite-range version of the Ising model which is equivalent to the mean-field version of its lattice counterpart [21, 22]. It can be also regarded as an Ising model on the complete graph, where each node of the graph is connected to every other node making all interspin couplings equal to each other. The Hamiltonian of the model reads

$$-\mathcal{H} = \frac{1}{2N} \sum_{l \neq m} S_l S_m + H \sum_l S_l. \quad (13)$$

Here, indices l, m label the nodes of the graph so that $(l, m) = 1, \dots, N$; $S_l = \pm 1$ are the Ising spins; H is an external magnetic field and the sum $\sum_{l \neq m}$ spans all pairs of nodes (not necessarily the nearest neighbours). The coupling between the spins is taken to be inversely proportional to the number of nodes, to make the model meaningful in the thermodynamic limit $N \rightarrow \infty$. One can obtain an integral representation for the partition function of the model (13) by making use of the equality $(\sum_l S_l)^2 = N + \sum_{l \neq m} S_l S_m$ to write for the N -particle partition function

$$Z_N(T, H) = \text{Tr} e^{-\beta \mathcal{H}} = e^{-\frac{\beta}{2} N} \prod_{l=1}^N \sum_{S_l = \pm 1} \exp\left(\frac{\beta}{2N} (\sum_l S_l)^2 + \beta H \sum_l S_l\right), \quad (14)$$

and then applying Hubbard-Stratonovich transformation to express the partition function in the form where summation over S_l can be taken exactly:

$$Z_N(T, H) = e^{-\frac{\beta}{2} N} \sqrt{\frac{N\beta}{2\pi}} \prod_{l=1}^N \sum_{S_l = \pm 1} \int_{-\infty}^{+\infty} \exp\left(\frac{-Nx^2\beta}{2} + \sum_m S_m \beta(x + H)\right) dx. \quad (15)$$

Performing the summation, one arrives at the integral representation for the partition function of the Ising model on the complete graph:

$$Z_N(T, H) = \int_{-\infty}^{+\infty} \exp\left(\frac{-Nx^2}{2T} + N \ln \cosh[(x + H)/T]\right) dx, \quad (16)$$

where we have explicitly written the temperature $T = \beta^{-1}$ dependency taking the Boltzmann constant value $k_B = 1$. In (16) and in all other partition function integral representations below, we omit the irrelevant prefactors.

In classical settings, to get thermodynamic functions, the integral (16) is taken by the steepest descent method, see, e.g. [22]. In particular, the model undergoes a second order phase transition at $T_c = 1$ which is governed by the standard mean-field values of the critical exponents:

$$\alpha = 0, \quad \beta = 1/2, \quad \delta = 3, \quad \gamma = 1. \quad (17)$$

For the sake of convenience it is appropriate to rewrite the partition function (16) in the reduced temperature variable $t = (T - T_c)/T_c = T - 1$. Changing the integration variable $\sqrt{N}x/T \rightarrow x$ one gets [17]:

$$Z_N(t, H) = \int_{-\infty}^{+\infty} \exp\left(\frac{-x^2(t+1)}{2} + N \ln \cosh[x/\sqrt{N} + H/(t+1)]\right) dx, \quad (18)$$

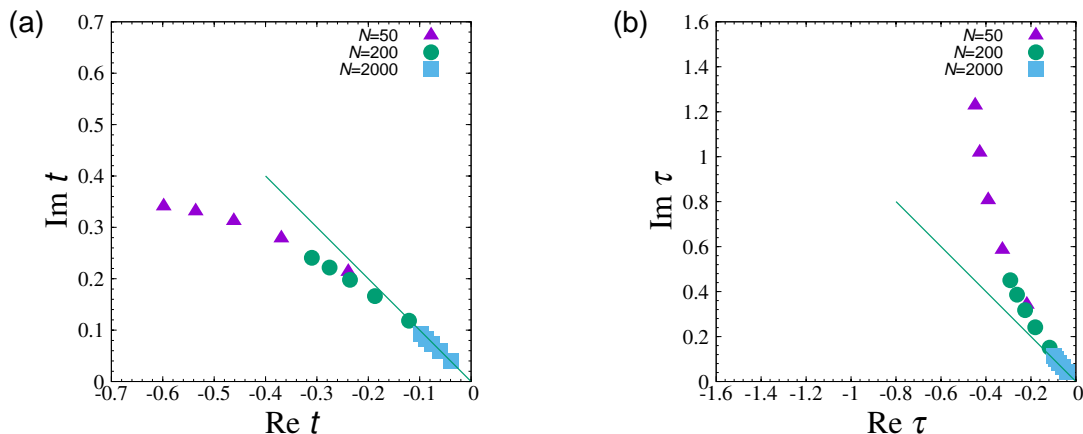


Figure 2. The first five Fisher zeros for the exact partition function (18) with different values of N (a) in the complex t plane ($t = T - 1$) and (b) in the complex τ plane ($\tau = 1 - 1/T$). With increasing N , the zeros accumulate at the critical point, pinching the real axis at $t = \tau = 0$. The solid line has an angle $\varphi = \pi/4$ with the real axis.

where the temperature dependent prefactor again has been omitted. Being primarily interested in the properties of the partition function itself, we approximate (18) by its expansion at large N and small H . Keeping the leading order contributions in the linear in H term, we expand the exponent function for $N \rightarrow \infty$ and get [17]:

$$Z_N^{\text{exp}}(t, H) = \int_{-\infty}^{+\infty} \exp\left(\frac{-tx^2}{2} - \frac{x^4}{12N} + \frac{x\sqrt{NH}}{t+1} + O(1/N^2)\right) dx. \quad (19)$$

In the remainder of this section we analyze the expressions for the exact and approximated partition functions of the Ising model on a complete graph, Eqs. (18) and (19).

3.1. Fisher zeros for the Ising model on a complete graph at $H = 0$

We start from the analysis of the exact integral representation for the partition function at zero external field. First, we obtain the Fisher zeros by solving the system of equations $\text{Re } Z(t, H) = 0$ and $\text{Im } Z(t, H) = 0$ for the complex variables $t = \text{Re } t + i \text{Im } t$ using function (18) at $H = 0$. In Fig. 2a we show the first five Fisher zeros in the t plane for increasing values of $N = 50, 200, 2000$. They collapse on a master curve and in the vicinity of the critical point, impact onto the real axis, defining the angle φ .

It is instructive also to observe the motion of the zeros if the temperature is parameterised in a different way. Let us introduce the reduced inverse temperature:

$$\tau = (1/T_c - 1/T)/(1/T_c) = 1 - 1/T, \quad (20)$$

getting from (16) at $H = 0$:

$$Z_N(\tau) = \int_{-\infty}^{+\infty} \exp\left(\frac{-Nx^2(1-\tau)}{2} + N \ln \cosh[(1-\tau)x]\right) dx. \quad (21)$$

The zeros of the function (21) in the complex τ plane are shown in Fig. 2b. As one can see from the figures, the zeros form a smooth curve and accumulate in the vicinity of the

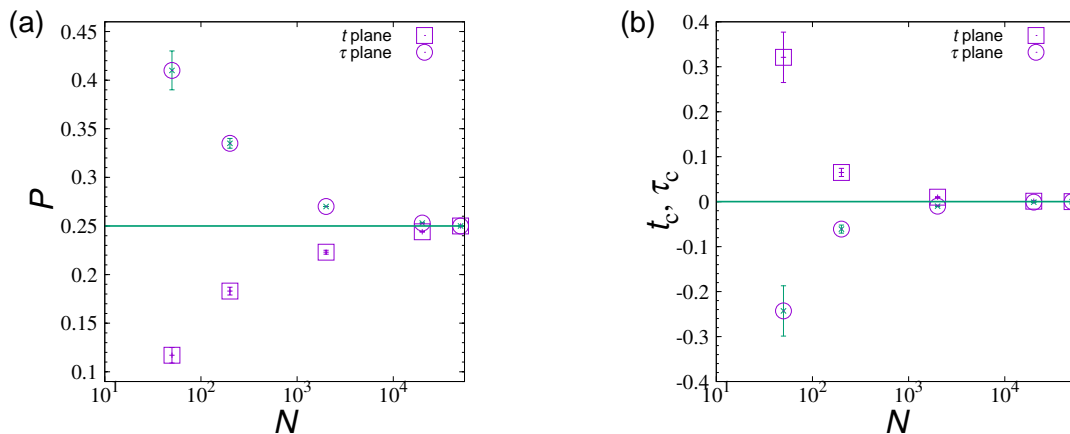


Figure 3. Values of (a) the reduced impact angle $P = \varphi/\pi$ and of (b) the critical temperature for the exact partition function obtained by fitting of the first five Fisher zeros for different N . Squares: results in the complex t plane; discs: results in the complex τ plane; lines: exact results. The larger the system size, the more accurate is the fit. For $N > 100$ the accuracy interval is less than the size of the data point in the figure.

critical point ($t = \tau = 0$), and with an increase of N they tend to pinch the real positive temperature axis at the critical point. Using known values of the critical exponents and amplitude ratios one can evaluate the value of the angle φ under which the zeros pinch the real axis. Substituting (17) into (3) and taking that the corresponding heat capacity amplitude ratio $A_+/A_- = 0$ one arrives at

$$\varphi = \pi/4. \quad (22)$$

This value is shown in the Fig. 2 by the solid line. The fact that the lines along which the zeros tend to accumulate with increasing N make the same angle φ both in the t and τ planes illustrates the conformal invariance of this angle – angles are independent of any real analytic parametrization in the complex plane. However, the approach of the angle to its value in the thermodynamic limit $N \rightarrow \infty$ is parametrization dependent. Indeed, depending on parametrization, the curves of Fig. 2 reach the asymptotics from below (Panel a) or from above (Panel b). This is further outlined in Fig. 3, where we show how the values of the angle φ and of the critical temperature change with N . To this end, we calculate the first five Fisher zeros for the system sizes ranging up to $N = 50000$, fit these points by a straight line and find the values of the angle (taking $P = \varphi/\pi$ so that Eq.(22) predicts $P = 0.25$) and of the crossing point of this line with the real axis. The larger the system size, the more accurate the fit is (for $N > 100$ the accuracy interval is less than the size of the data point in the figure). Starting from $N = 5000$, φ differs from its exact value ($\varphi = \pi/4$) by less than 1% while the critical temperature differs from the exact value at $t = 0$ by less than 1% starting from $N = 10000$.

Figs. 2 and 3 quantify the main features of the behaviour of the Fisher zeros for the exact partition function (16) in the complex temperature plane. Results for the impact

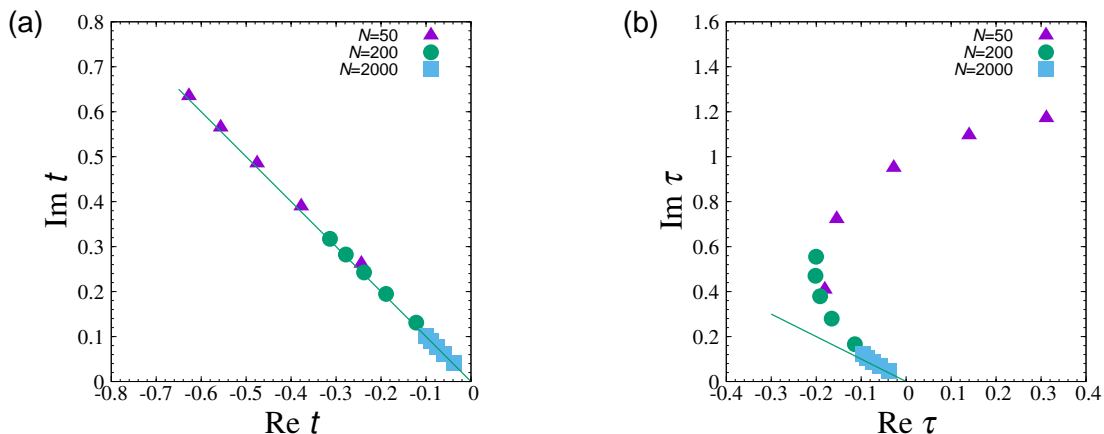


Figure 4. First five Fisher zeros for the approximated partition function for different values of N (a) in the complex t plane (Eq. (23)) and (b) in the complex τ plane (Eq. (26)). The solid line has an impact angle $\varphi = \pi/4$.

angle φ and for the critical temperature obtained on their basis if compared with the exact results demonstrate two tendencies: (i) they improve with an increase of N and (ii) the agreement is better for smaller values of the index j .

We now turn our attention to the zeros of the approximated partition function (19) to check how are these tendencies manifested in this case. For zero magnetic field, keeping only the term leading in $1/N$, the partition function (19) reads

$$Z_N^{\text{exp}}(t) = \int_{-\infty}^{+\infty} \exp\left(-\frac{x^2 t}{2} - \frac{x^4}{12N}\right) dx. \quad (23)$$

The first five Fisher zeros for the approximated partition function (23) are shown in the complex t plane in Fig. 4a for different values of N . Similarly as for the exact partition function (cf. Fig. 2a), with an increase of N , the zeros accumulate in the vicinity of the critical point and tend to pinch the real axis at the critical point. An obvious difference in the behaviour of zeros for the exact and expanded partition functions is that in the last case the angle of zeros accumulation is very robust and almost does not depend on N . The reason becomes apparent when the function under the integral in (23) is rewritten as

$$Z(z) = \int_{-\infty}^{+\infty} \exp\left(-z x^2 - x^4\right) dx, \quad (24)$$

where the N and temperature dependencies are combined in the single scaling variable z

$$z = \sqrt{3Nt}. \quad (25)$$

Now it is easy to see that the connection between two sets of zeros $t_j(N_1)$ and $t_j(N_2)$ calculated for two different system sizes N_1 and N_2 is given by a simple rescaling: $t_j(N_1) = t_j(N_2) \sqrt{N_1/N_2}$. This, in turn, is manifested by the fact that zeros calculated for different system sizes align along the same line in Fig. 4a.

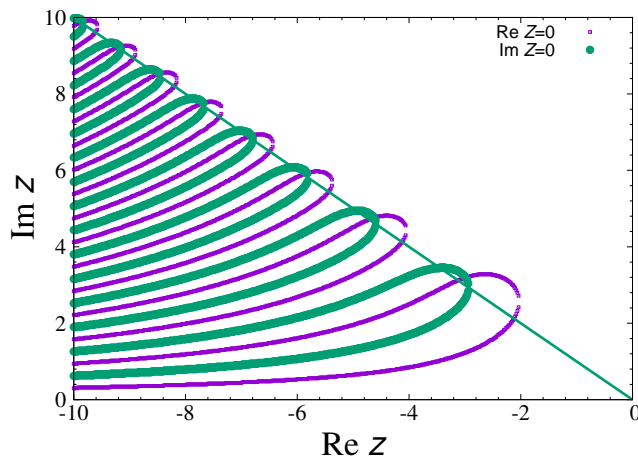


Figure 5. Loci of zeros for the real and imaginary parts of the approximated partition function (24) are plotted as thick and thin curves respectively (green and violet dots online). The points where the lines cross give the coordinates of the Fisher zeros. These have to align along the straight solid line in the asymptotic limit.

The same expression (23), written for different values of N expressed in terms of the τ variable takes the form

$$Z_N^{\text{exp}}(\tau) = \int_{-\infty}^{+\infty} \exp\left(-\frac{x^2(\tau - \tau^2)}{2} - \frac{x^4(1 - \tau)^4}{12N}\right) dx. \quad (26)$$

Here, the τ dependence is non-linear and the zeros are non-trivial functions of N . Indeed, the first few are depicted in Fig. 4b where one finds behaviour rather similar to that demonstrated in Fig. 2 for the exact partition function: sets of zeros calculated at different N tend to form the common curved locus. However, evaluating (26) near the critical point for small τ and keeping the leading order contributions in the linear term in τ , one arrives at the expression for $Z_N^{\text{exp}}(\tau)$ that coincides with the corresponding expression (19) for $Z_N^{\text{exp}}(t)$ in which t is simply substituted by τ . In turn, at zero magnetic field and close to the critical point, functions $Z_N^{\text{exp}}(\tau)$ and $Z_N^{\text{exp}}(t)$ attain the same form given by Eq. (23). In particular, in this approximation the $Z_N^{\text{exp}}(\tau)$ function was considered in [17].

Zeros of the partition function (24) in the complex z plane are shown in Fig. 5. The thick and thin curves (green and violet online) give solutions of the equations $\text{Re } Z(z) = 0$ and $\text{Im } Z(z) = 0$, respectively. The crossing points of the lines give coordinates of the Fisher zeros. These have to align in the asymptotic limit $N \rightarrow \infty$ along the line forming an angle $\varphi = \pi/4$ and starting at the critical point (the straight line in the figure). As it is clearly seen within the scale of the figure, the higher the index of the zero, the closer it is to the line. This tendency is further outlined in Fig. 6, which demonstrates the behaviour of the angle φ and of the estimates for critical value z_c if they are obtained by fitting finite numbers of Fisher zeros in the interval $j = j_{\min}, \dots, j_{\max}$ to a straight line. Fits for high j -values give better results. This tendency differs from the one observed above for the zeros in complex t and τ planes (see Fig. 3) and is explained by the form of the scaling variable (25), which incorporates now both the temperature

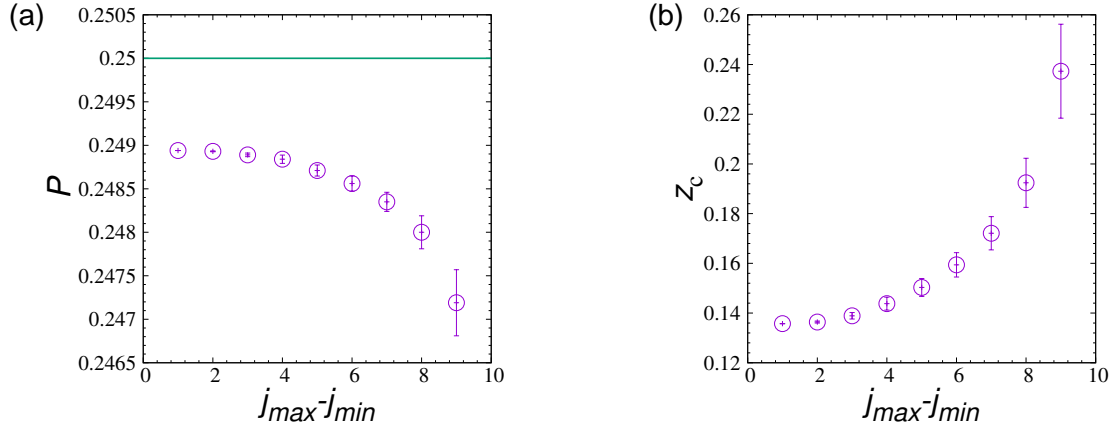


Figure 6. Estimates (a) for the reduced impact angle $P = \varphi/\pi$ and (b) for the critical temperature z_c for the partition function (24) obtained by fitting of Fisher zeros in the interval $j = j_{\min}, \dots, j_{\max}$ for $j_{\max} = 10$ and different values of j_{\min} . The solid line in Panel a represents the exact value $P = 1/4$.

and the system size dependencies.

The coordinates of the first nine Fisher zeros in the z plane as obtained by numerical solution of the system of equations (2) are listed in the left column of Table 1. As one observes from the table, as the zero-index j increases, its real and imaginary part become closer, which corresponds to an approach of φ to the value $\varphi = \pi/4$ (see also Fig. 5). The value of z_j for high j can be evaluated asymptotically, writing the partition function

Table 1. Fisher zeros for the partition function (24). The second column shows our numerical results for the zeros given by $j = 1, \dots, 9$. In the third column they are compared with the values given by the asymptotic formula (28): $\text{Re } z_j = -\text{Im } z_j = \sqrt{4\pi j}$. When digits in the left and right columns coincide, they are underlined. Starting from $j = 9$ the numerically calculated values coincide with their asymptotic counterparts within the accuracy presented.

j	Numeric	Eq. (28)
1	<u>-2.9852</u> + <u>i3.2061</u>	<u>-2.9823</u> + <u>i3.2023</u>
2	<u>-4.6236</u> + <u>i4.7707</u>	<u>-4.6231</u> + <u>i4.7700</u>
3	<u>-5.8237</u> + <u>i5.9414</u>	<u>-5.8235</u> + <u>i5.9411</u>
4	<u>-6.8167</u> + <u>i6.9176</u>	<u>-6.8167</u> + <u>i6.9174</u>
5	<u>-7.6829</u> + <u>i7.7725</u>	<u>-7.6828</u> + <u>i7.7724</u>
6	<u>-8.4610</u> + <u>i8.5425</u>	<u>-8.4609</u> + <u>i8.5424</u>
7	<u>-9.1734</u> + <u>i9.2486</u>	<u>-9.1733</u> + <u>i9.2486</u>
8	<u>-9.8343</u> + <u>i9.9046</u>	<u>-9.8343</u> + <u>i9.9045</u>
9	<u>-10.4536</u> + <u>i10.5197</u>	<u>-10.4536</u> + <u>i10.5197</u>

(24) via the special functions:

$$Z(z) = \frac{\sqrt{z}}{4} \exp\left(\frac{z^2}{8}\right) K_{1/4}\left(\frac{z^2}{8}\right) = \frac{\sqrt{\pi}}{2^{5/4}} \exp\left(\frac{z^2}{8}\right) D_{-1/2}\left(\frac{z}{2^{1/2}}\right), \quad (27)$$

where $K_{1/4}(x)$ and $D_{-1/2}(x)$ are the Bessel and parabolic cylinder functions [23], respectively. The leading term of the asymptotic expansion reads [17]:

$$z_j \simeq 2(2\pi j)^{1/2} \exp(3\pi i/4) \left(1 + O(1/j)\right), \quad (28)$$

which in turn leads to the fact that $\text{Re } z_j = -\text{Im } z_j = \sqrt{4\pi j}$ for high j . This asymptotic value is shown for different j in the right column of Table 1. Equation (28) has been obtained in Ref. [17] for $|z_j| \gg 1$. Since already for the first zero $|z_1| \simeq 4$, the asymptotic formula gives quite accurate values for the zeros for all j as one may see comparing the left and right columns of the table. Starting from $j = 9$ the numerically calculated values coincide with their asymptotic counterparts within the accuracy presented.

3.2. Lee-Yang zeros for the Ising model on the complete graph at $T = T_c$

We now turn to the analysis of the partition function for complex magnetic field H at $T = T_c$. The exact expression for the partition function (18) at $t = \tau = 0$ reads:

$$Z_N(H) = \int_{-\infty}^{+\infty} \exp\left(-\frac{x^2}{2} + N \ln \cosh[x/\sqrt{N} + H]\right) dx. \quad (29)$$

On the other hand, keeping only contributions leading in N^{-1} in the expanded partition function (19) one gets:

$$Z_N^{\text{exp}}(H) = \int_{-\infty}^{+\infty} \exp\left(-\frac{x^4}{12N} + x\sqrt{N}H\right) dx. \quad (30)$$

It has been suggested [5] that at the critical point the partition function zeros scale as a fraction of their total number j/N for large values of the index j . Moreover, many models give scaling in the ratio $(j - C)/N$ in which $C = 1/2$ is an empirical fitting factor [24, 25]. Recently, a more comprehensive form for the scaling of the Lee-Yang zeros in the critical region was suggested [26]. In our case it reads

$$\text{Im } H_j \sim \left(\frac{j - C}{N}\right)^\sigma, \quad (31)$$

where the exponent σ is related to the order parameter and heat capacity critical exponents via

$$\sigma = \frac{\beta \delta}{2 - \alpha}. \quad (32)$$

Substituting the values of the exponents (17) into (32) one arrives at

$$\sigma = 3/4. \quad (33)$$

Next we check whether the scaling form (31) holds for the Lee-Yang zeros of the exact and approximated partition functions and we seek to estimate the value of the parameter C .

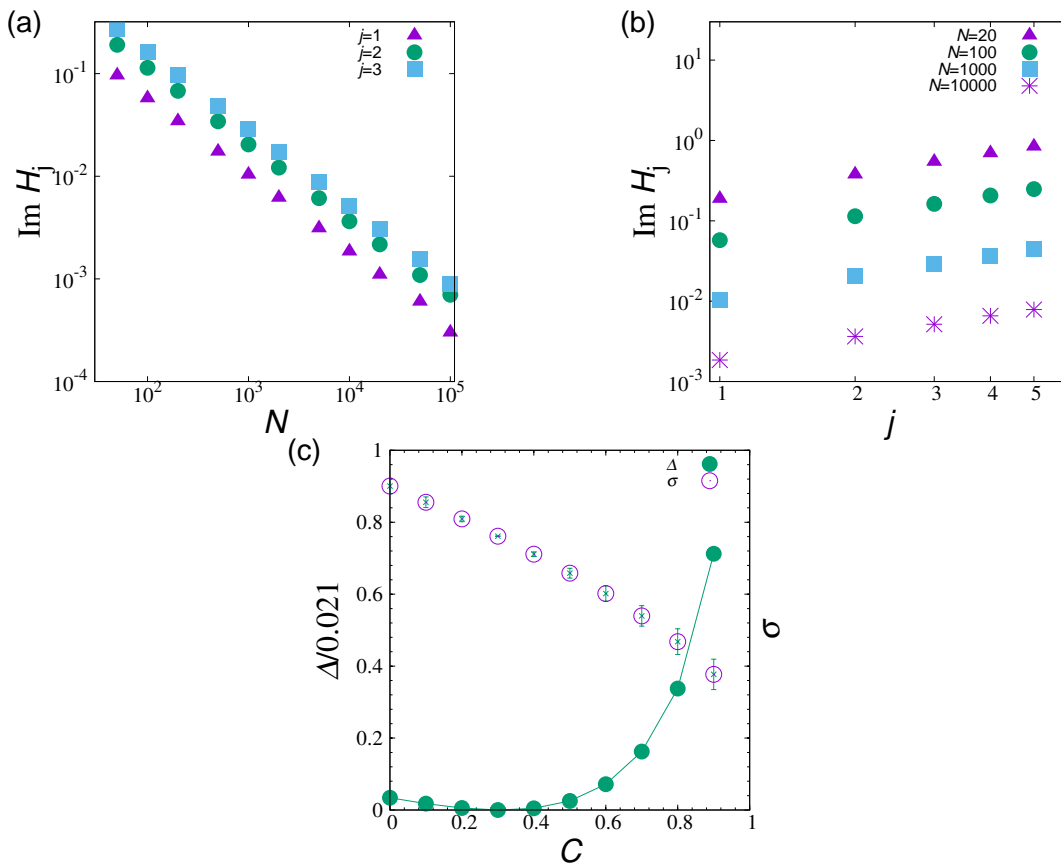


Figure 7. The behaviour of $\text{Im } H_j$ for several leading Lee-Yang zeros of the exact partition function (29). (a) The finite-size $\text{Im } H_j(N)$ dependency for first three zeros $j = 1, 2, 3$. The scaling with N , Eq. (31), holds even for small N and j with an exponent very close to $\sigma = 3/4$. (b) Coordinates of the first five zeros calculated for several values of $N = 20, 100, 1000, 10000$. The scaling exponents remain almost unchanged for different N but they are far from their asymptotic value. (c) Variance of residuals Δ and exponent σ obtained while fitting coordinates of the first five Lee Yang zeros via Eq. (31) as functions of the fitting parameter C . The optimal σ is evaluated at $C_{\text{opt}} = 0.31$ where the $\Delta(C)$ curve has minimum. The resulting value $\sigma(C_{\text{opt}}) = 0.7563(1)$ is close to the exact result $\sigma = 0.75$.

Solving the system of equations $\text{Re } Z(t, H) = 0$ and $\text{Im } Z(t, H) = 0$ at $t = t_c = 0$ for the real and imaginary parts of the exact partition function (29) we get coordinates of its zeros in the complex H plane. We find that the Lee-Yang zeros are purely imaginary in this case. The fact that they lie on the imaginary axis validates the famous Lee-Yang circle theorem [1]: expressed in terms of the variable e^H all zeros lie on a circle of unit radius. In Fig. 7a we plot numerical values of the coordinates of the first three Lee-Yang zeros as function of the system size N . There are two remarkable feature of the plots of 7a: (i) all $H_j(N)$ dependencies are power laws (represented by straight lines in the log-log plots); (ii) these power laws are governed by the same value of the exponent (the lines are parallel) for different j . Therefore, the scaling with N as it is predicted by the equation (31) holds even for small N and j . Using linear fits for all eleven data points of

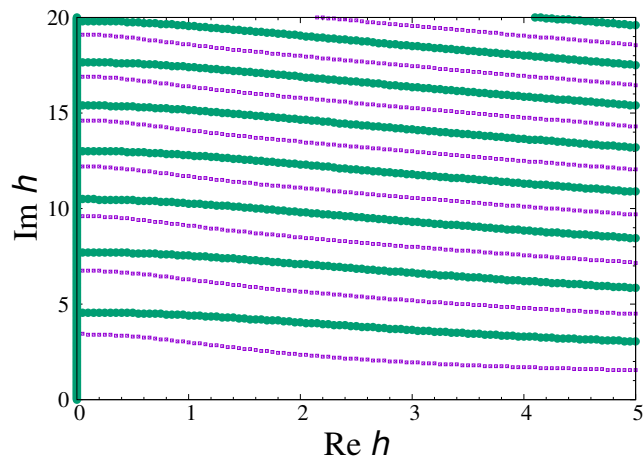


Figure 8. Lines of zeros for the real and imaginary part of the approximated partition function (34) at $T = T_c$ in the complex magnetic field plane, thin and thick curves (violet and green online) respectively. The points where the lines of different colour cross give the coordinates of the Lee-Yang zeros. Note that one of the $\text{Im } Z(h) = 0$ lines coincides with the vertical axis in the plot.

the Fig. 7a we find for each j : $\sigma = 0.749(5)$ ($j = 1$), $\sigma = 0.744(3)$ ($j = 2$), $\sigma = 0.750(1)$ ($j = 3$).

To check how the scaling of the zeros holds with j , we plot in Fig. 7b coordinates of the first five zeros calculated for several values of $N = 20, 100, 1000, 10000$. The fits to the power law dependency gives the following values of the exponent $\sigma = 0.930(22)$ ($N = 20$), $\sigma = 0.909(22)$ ($N = 100$), $\sigma = 0.901(22)$ ($N = 1000$), $\sigma = 0.900(21)$ ($N = 10000$): the exponents remain almost unchanged for different N but they are far from their asymptotic value $\sigma = 3/4$, Eq. (33). However, introducing a fit parameter C via equation (31) changes the picture. We fit the dependence of the first five Lee-Yang zeros on j on a log-log scale by a linear function at different values of the fitting parameter C and evaluate goodness of fits by calculating variance of residuals (reduced χ^2), i.e. the weighted sum-of-squares residuals divided by the number of degrees of freedom, further denoted by Δ . The $\Delta(C)$ curve is shown in Fig. 7c, the optimal value of the fitting parameter C_{opt} corresponds to minimum of Δ . In our case $C_{\text{opt}} = 0.31$. Therefore, the value of the exponent σ is calculated as $\sigma(C_{\text{opt}}) = 0.7563(1)$ and is close to the exact result $\sigma = 0.75$.

For the expanded partition function, Eq. (30) can be conveniently written in terms of the rescaled variables:

$$Z(h) = \int_{-\infty}^{+\infty} \exp(-x^4 - xh) dx, \quad (34)$$

where the field and the system size dependence is absorbed into a single variable

$$h = H(12N^3)^{1/4}. \quad (35)$$

Fig. 8 displays the lines of zeros for the real and imaginary parts of the partition function (34) at $T = T_c$ in the complex magnetic field h plane, thin and thick curves

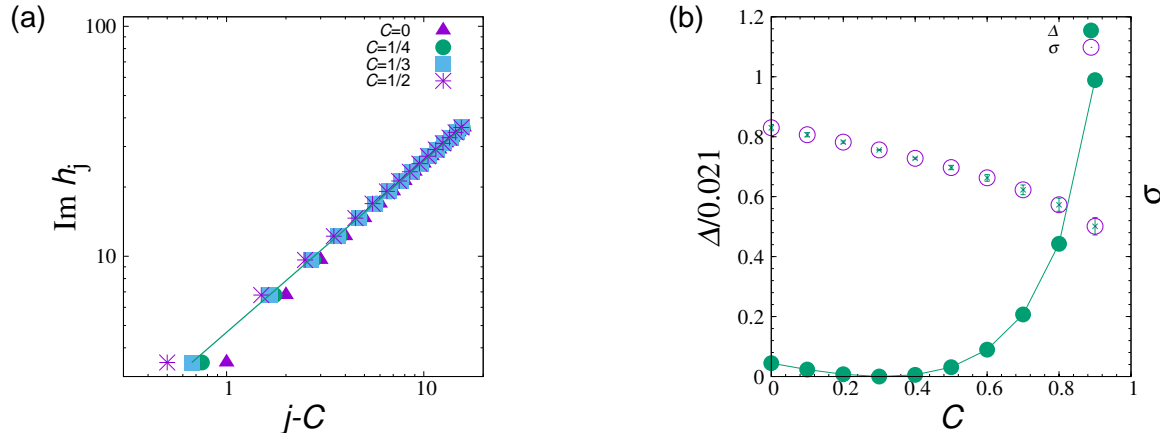


Figure 9. The behaviour of $\text{Im } h_j$ for leading Lee-Yang zeros of the approximated partition function (34). (a) Coordinates $\text{Im } h_j$ of numerically calculated first sixteen Lee-Yang zeros as functions of $j - C$ for different values of $C = 0, 1/4, 1/3, 1/2$. The solid line is an eye guide to show linear scaling with an exponent $\sigma = 3/4$. Such scaling is manifested by a merge of the data points with an increase of j . (b) Variance of residuals Δ and exponent σ obtained while fitting coordinates of the first sixteen Lee Yang zeros via Eq. (31) as functions of the fitting parameter C . The value of the exponent σ calculated at $\sigma(C_{\text{opt}}) = 0.7531(2)$ is close to the exact result $\sigma = 0.75$.

(violet and green online) respectively. Again, the coordinates of the Lee-Yang zeros (the crossing points of the lines) are purely imaginary (obeying the Lee-Yang circle theorem). The scaling of h_j with the system size N is given by (35) and hence the scaling exponent is equal to its asymptotic value (33) for any index j . Note, that since the real part of the Lee-Yang zero coordinate $\text{Re } h = 0$, it is straightforward to show from (30) that the imaginary coordinate $\text{Im } h$ is obtained as a solution of an integral equation:

$$\int_0^{\infty} e^{-x^4} \cos(x \text{Im } h) dx = 0. \quad (36)$$

Let us consider now the scaling with j . To this end, in Fig. 9 we plot numerically the coordinates $\text{Im } h_j$ of the first sixteen Lee-Yang zeros as functions of $j - C$ for different values of $C = 0, 1/4, 1/3, 1/2$. As expected, for large enough j the linear scaling with j occurs and the data points align along a single line with the tangent $\sigma \simeq 3/4$. However, as for the exact partition function, this dependence is non-linear for smaller values of j and the choice of an appropriate fitting parameter C similar as it was done for the exact function, see Fig. 7c, allows to improve the linearity. As a result, we get the optimal value $C_{\text{opt}} = 0.31$ and $\sigma(C_{\text{opt}}) = 0.7531(2)$.

3.3. Motion of the Fisher zeros in a real external field

In the final part of this section we analyze the motion of the Fisher zeros in the presence of a (real) external field [5]. Since the Lee-Yang zeros of the model under consideration have purely imaginary coordinates, in the vicinity of the critical point the lines of motion of Fisher zeros form an angle ψ that encodes order parameter critical exponents via

Eq. (12). In our case, for the values of the exponents β and δ given by (17) one gets for the angle:

$$\psi = \frac{\pi}{3}. \quad (37)$$

The expression for the approximated partition function in the vicinity of the critical point is obtained from (19) and reads

$$Z_N^{\text{exp}}(t, H) = \int_{-\infty}^{+\infty} \exp\left(\frac{-tx^2}{2} - \frac{x^4}{12N} + x\sqrt{NH}\right) dx. \quad (38)$$

To get (38) we have kept, as before, only the leading order contributions in H and t terms. As was pointed above, in this case the approximated expressions for the partition function attain the same form both in t - and τ - representations. Therefore, the analysis of the Fisher zeros presented below concerns both the complex t - and complex τ -planes equally well. The expansion (38) can be conveniently rewritten in the rescaled variables z, h , Eqs. (25), (35):

$$Z^{\text{exp}}(z, h) = \int_0^{\infty} e^{-zx^2 - x^4 + hx} dx. \quad (39)$$

Note that for $h = 0$ or $z = 0$ (39) reduces to Eq. (24) or (34) respectively.

Fig. 10a shows the coordinates of the first five Fisher zero for different values of the (real) magnetic field in the complex z plane. The coordinates have been calculated for different values of the magnetic field $h_j = j$, $j = 0, 1, \dots, 20$. For $h_j = 0$ we recover the values of the coordinates shown in Fig. 5. One can see the tendency of the zeros to settle along a line forming an angle $\psi = \frac{\pi}{3}$ with the real z axis (shown by a solid line in the figure). However, the asymptotics are preceded by a crossover region for very small values of h . Similar tendency for a first few zeros of a 3D Ising model was observed in Ref. [5] and explained by the finite-size corrections [27]. The closer the zeros to the critical point, the smaller the crossover region.

To further analyze motion of the zeros we apply the finite size scaling (FSS) as outlined below. According to the FSS theory [28], for a d -dimensional system in the vicinity of the critical point one expects the following scaling for the real and imaginary parts of the j th zero coordinate in the reduced temperature t plane:

$$\text{Re } t_j(N, H) = b^{-1/\nu} \mathcal{T}_j^{\mathcal{R}}(H b^{y_H}, N b^{-d}), \quad (40)$$

$$\text{Im } t_j(N, H) = b^{-1/\nu} \mathcal{T}_j^{\mathcal{I}}(H b^{y_H}, N b^{-d}). \quad (41)$$

Here, b is the scaling factor, ν and y_H are the correlation length critical exponent and field scaling dimension, $\mathcal{T}_j^{\mathcal{R}}(x, y)$ and $\mathcal{T}_j^{\mathcal{I}}(x, y)$ are the scaling functions. Being generalised homogeneous functions of two variables, the scaling functions can be rewritten as functions of a single conveniently chosen scaling variable. Choosing the factor $b = N^{-1/d}$ the expressions (40), (41) attain the following form:

$$\text{Re } t_j(N, H) = N^{-1/d\nu} \mathcal{T}_j^{\mathcal{R}}(H N^{-y_H/d}, 1), \quad (42)$$

$$\text{Im } t_j(N, H) = N^{-1/d\nu} \mathcal{T}_j^{\mathcal{I}}(H N^{-y_H/d}, 1). \quad (43)$$

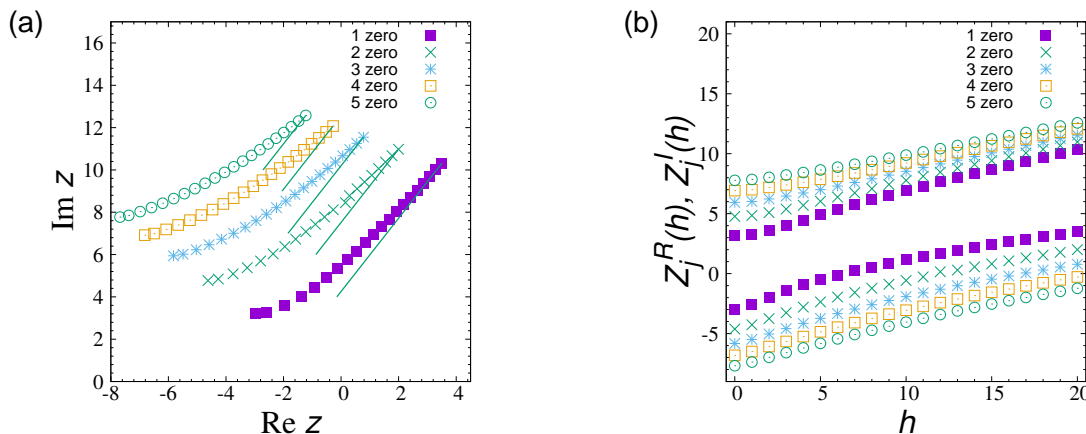


Figure 10. (a) Coordinates of the first five Fisher zeros of the partition function (39) in the complex z plane for different values of the magnetic field $h_j = j$, $j = 0, 1, \dots, 20$. The plots have a tendency to settle along lines forming an angle $\psi = \pi/3$ with a real z axis. (b) Scaling functions for the first five zeros $\mathcal{Z}_j^{\mathcal{R}}(h)$ (lower plots), $\mathcal{Z}_j^{\mathcal{I}}(h)$ (upper plots) for the real and imaginary part of the first Fisher zero coordinate, Eq. (47), as functions of the scaling variable $h = HN^{1+\frac{\beta}{\alpha-2}}$.

making use of the familiar (hyper)scaling relations ($d\nu = 2 - \alpha$, $y_h/d = 1 - \beta/2 - \alpha$) we get the following expressions for the motion of zeros:

$$\text{Re } t_j(N, H) = N^{\frac{1}{\alpha-2}} \mathcal{T}_j^{\mathcal{R}}(H N^{1+\frac{\beta}{\alpha-2}}), \quad (44)$$

$$\text{Im } t_j(N, H) = N^{\frac{1}{\alpha-2}} \mathcal{T}_j^{\mathcal{I}}(H N^{1+\frac{\beta}{\alpha-2}}), \quad (45)$$

where we have introduced the single variable functions:

$$\mathcal{T}_j^{\mathcal{R}}(x) \equiv \mathcal{T}_j^{\mathcal{R}}(x, 1), \quad \mathcal{T}_j^{\mathcal{I}}(x) \equiv \mathcal{T}_j^{\mathcal{I}}(x, 1). \quad (46)$$

Note that relations (44)-(45) contain the system size only via the number of particles N (and not via the spacial extent and dimension) and therefore are convenient for using them for systems on graphs, where the notion of Euclidean dimension is not defined. Equations (44), (45) can be rewritten in the rescaled variables z , h (see Eqs.(25) and (35)):

$$\begin{aligned} \text{Re } z_j &= \mathcal{Z}_j^{\mathcal{R}}(h), \\ \text{Im } z_j &= \mathcal{Z}_j^{\mathcal{I}}(h), \end{aligned} \quad (47)$$

where

$$\mathcal{Z}_j^{\mathcal{R}}(h) \equiv \sqrt{3} \mathcal{T}_j^{\mathcal{R}}(h/\sqrt[4]{12}), \quad \mathcal{Z}_j^{\mathcal{I}}(h) \equiv \sqrt{3} \mathcal{T}_j^{\mathcal{I}}(h/\sqrt[4]{12}). \quad (48)$$

We plot the scaling functions (48) in Fig. 10b for the first five zeros $j = 1, \dots, 5$. The prominent feature of the plot is that a ratio of the values of the scaling functions at $h = 0$ gives the value of the Fisher pinching angle:

$$\mathcal{T}_j^{\mathcal{I}}(0)/\mathcal{T}_j^{\mathcal{R}}(0) = \mathcal{Z}_j^{\mathcal{I}}(0)/\mathcal{Z}_j^{\mathcal{R}}(0) = \tan \varphi. \quad (49)$$

Indeed, with the value $\tan \varphi = \tan \pi/4 = -1$, Eq. (22), one gets $\mathcal{T}_j^{\mathcal{I}}(0) = -\mathcal{T}_j^{\mathcal{R}}(0)$ or $\mathcal{Z}_j^{\mathcal{I}}(0) = -\mathcal{Z}_j^{\mathcal{R}}(0)$ as is nicely observed in the figure.

4. Ising model on an annealed scale-free network

Now, with knowledge of the behaviour of the partition function zeros on a complete graph to hand, we consider the critical behaviour of the Ising model on complex networks, i.e. on a random graph [12]. The Hamiltonian of the model in this case reads

$$-\mathcal{H} = \frac{1}{2} \sum_{l \neq m} J_{lm} S_l S_m + H \sum_l S_l. \quad (50)$$

Here, the sums are performed over all graph nodes l, m and the adjacency matrix J stores all information about the graph structure: the matrix elements $J_{lm} = 1$ if the nodes are linked and $J_{lm} = 0$ otherwise. In random graphs different nodes have different number of links (different node degrees K). The node degrees are random variables and inherent features of their distribution $p(K)$ appear to play one of the key roles governing universal critical behaviour [13]. As a first instance of a complex network we will consider an *annealed* network. This network is defined as an ensemble of all networks consisting of N nodes with a given degree sequence $\{K_1, K_2, \dots, K_N\}$, maximally random under the constraint that their degree distribution is a given one, $p(K)$ (see e.g. [14]). Such a construction resembles the uncorrelated configurational model of a complex network (see e.g. [29]). However the latter is an example of a quenched network, whereas for the Ising model on an annealed network, the graph configuration is also fluctuating just like Ising spins do. When thermodynamic properties are calculated, the presence of quenched disorder is taken into account by averaging the free energy over different disorder configurations, whereas in the annealed case the partition function is averaged [15]. Therefore, considering the Ising model on an annealed network, we will be interested in the behaviour of the partition function averaged with respect to different network configurations.

4.1. Partition function

For the Hamiltonian (50) the corresponding partition function is obtained by:

$$Z_N(T, H) = \text{Tr}_S \text{Tr}_J e^{-\beta \mathcal{H}}. \quad (51)$$

As in (14), the first trace is taken over the spin system: $\text{Tr}_S(\dots) = \prod_l \sum_{S_l = \pm 1}(\dots)$, whereas the second one means an averaging with respect to the distribution of the network links $\mathcal{P}(J)$: $\text{Tr}_J(\dots) = \prod_{l, m, l \neq m} \sum_{J_{lm} = 0, 1} \mathcal{P}(J)(\dots)$.

To construct an annealed network of N nodes $l = 1, \dots, N$, each node l is assigned a label k_l and the probability of a link between nodes l and m is defined as:

$$p_{lm} = \frac{k_l k_m}{N \langle k \rangle}, \quad (52)$$

where $\langle k \rangle = \frac{1}{N} \sum_l k_l$. The variables k are taken from the distribution $p(k)$ and indicate the expected node degree. Indeed, it is straightforward to show that the expected value of the node degree $\mathbb{E}K_l = \sum_m p_{lm} = k_l$. One can show [14] that averaging (51) over

the distribution of network links with probability function (52) leads to the following expression for the partition function:

$$Z_N(T, H) = \text{Tr}_S \exp \left(\frac{1}{2N\langle k \rangle T} \sum_{l \neq m} S_l S_m k_l k_m + \frac{H}{T} \sum_l S_l \right). \quad (53)$$

An analogous expression for the partition function is usually obtained also within the mean field approximation for the Ising model on an uncorrelated quenched network [13, 29](configurational model). For the annealed network however the factor in front of the double sum in (53) is a certain function of temperature [14]. Since in our study we are interested in the angles of incidence of partition function zeros, which are independent of any real analytic parametrization of the temperature plane, we keep in (53) only a linear term of this function.

Since for the annealed network the interaction term in (50) attains a separable form, one can apply the Stratonovich-Hubbard transformation to (53) to take the trace exactly and to get the following expression for the partition function:

$$Z_N(T, H) = \int_{-\infty}^{+\infty} \exp \left(\frac{-N\langle k \rangle x^2}{2T} + \sum_l \ln \cosh[(xk_l + H)/T] \right) dx. \quad (54)$$

As in the previous section, the prefactors are omitted here and below. Now, the sum over l in the exponent (54) can be rewritten in terms of the integral over k for a given distribution function $p(k)$:

$$\sum_l f(k_l) = N \int_{k_{\min}}^{k_{\max}} p(k) f(k) dk, \quad (55)$$

where k_{\min} and k_{\max} are the minimal and maximal values of the variable k . For further analysis it will be convenient to keep the integral in x in the positive half-plane leading to the representation for the partition function,

$$Z_N(T, H) = \int_0^{+\infty} e^{\frac{-(k)x^2 T}{2}} \left\{ \exp \left[N \int_{k_{\min}}^{k_{\max}} dk p(k) \ln \cosh \left(\frac{xk}{\sqrt{N}} + \frac{H}{T} \right) \right] + \exp \left[N \int_{k_{\min}}^{k_{\max}} dk p(k) \ln \cosh \left(-\frac{xk}{\sqrt{N}} + \frac{H}{T} \right) \right] \right\} dx. \quad (56)$$

For the complete graph of N nodes substituting in (56) $p(k) = \delta(k - N + 1)$ one recovers (18). In this section we are interested in the scale-free networks, when the function $p(k)$ is given by a power law

$$p(k) = c_\lambda k^{-\lambda}, \quad (57)$$

with a normalizing constant c_λ . Note, that scale-free networks with $k_{\min} = 1$ do not possess a spanning cluster for $\lambda > \lambda_c$ ($\lambda_c = 4$ for continuous degree distribution and $\lambda_c \simeq 3.48$ for the discrete one [30]). To avoid this restriction, without loss of generality we choose from now on $k_{\min} = 2$, whereas for the upper integration boundary in (55) we

take in the thermodynamic limit $\lim_{N \rightarrow \infty} k_{\max} \rightarrow \infty$.[‡] Then, for the scale-free network, Eq. (56) can be conveniently rewritten as:

$$Z_N(T, H) = \int_0^{+\infty} e^{-\frac{\langle k \rangle x^2 T}{2}} \left\{ \exp \left[I_\lambda^+(x) \right] + \exp \left[I_\lambda^-(x) \right] \right\} dx, \quad (58)$$

where

$$I_\lambda^\pm(x) = c_\lambda \left(\frac{x}{\sqrt{N}} \right)^{\lambda-1} N \int_{\frac{2x}{\sqrt{N}}}^{\infty} \frac{1}{y^\lambda} \ln \cosh \left(\pm y + \frac{H}{T} \right) dy. \quad (59)$$

Consider the integral in (59). For large y the integrand decays as $y^{1-\lambda}$ and the integral is finite at the upper integration boundary for the values $\lambda > 3$ we are interested in. However, for small y the integrand behaves as $(\pm y + H/T)^2 y^{-\lambda} + \dots$ and leads to divergent terms when the lower integration boundary is set to zero, i.e. in the thermodynamic limit $N \rightarrow \infty$. These divergent terms do not appear in the whole expression since they are canceled by the N -dependent prefactor in (59). To single them out and to show this cancelation explicitly, it is instructive to consider the function $I_\lambda^\pm(x)$ (59) for different values of λ (see e.g. [31] for a more detailed account). As in the former section, we make asymptotic estimates for small H . Leading terms of the resulting expressions read:

$$I_\lambda^\pm(x) = N \left[\frac{\langle k^2 \rangle x^2}{2} \frac{1}{N} - a(\lambda) \left(\frac{x}{\sqrt{N}} \right)^{\lambda-1} \pm \frac{\langle k \rangle H x}{T \sqrt{N}} \right], \quad 3 < \lambda < 5, \quad (60)$$

$$I_\lambda^\pm(x) = N \left[\frac{\langle k^2 \rangle x^2}{2} \frac{1}{N} - \frac{\langle k^4 \rangle}{12} \left(\frac{x}{\sqrt{N}} \right)^4 \pm \frac{\langle k \rangle H x}{T \sqrt{N}} \right], \quad \lambda > 5, \quad (61)$$

where the numerical values of the coefficients $a(\lambda) = -c_\lambda \int_0^\infty dy y^{-\lambda} (\ln \cosh y - y^2/2)$, $a(\lambda) > 0$, are listed for different λ in [31] and the moments of the variable k are calculated with the distribution (57). The case $\lambda = 5$ is to be considered separately. Integrating out the logarithmic singularity one gets for the first leading terms:

$$I_\lambda^\pm(x) = N \left[\frac{\langle k^2 \rangle x^2}{2} \frac{1}{N} - \left(\frac{x}{\sqrt{N}} \right)^4 \frac{\ln N}{24} \pm \frac{\langle k \rangle H x}{T \sqrt{N}} \right]. \quad (62)$$

With the expressions (60)–(62) for $I_\lambda^\pm(x)$ we are in a position to analyse the partition function (58) at different values of λ . As is well established by now, critical behaviour of a system on a scale-free network with the partition function (58) depends of the value of the exponent λ in an essential way [12, 13]. In particular, the system remains ordered for any finite temperature at $\lambda \leq 3$. A second order phase transition at finite temperature occurs for $\lambda > 3$. It is governed by standard mean field exponents (17) in the region $\lambda \geq 5$ with logarithmic corrections at $\lambda = 5$, however the exponents attain λ -dependency for $3 < \lambda < 5$ [29]:

$$\alpha = (\lambda - 5)/(\lambda - 3), \quad \beta = 1/(\lambda - 3), \quad \delta = \lambda - 2, \quad \gamma = 1. \quad (63)$$

[‡] The leading in N value of this integral representation does not depend on the way in which k_{\max} tends to infinity. These are the next-leading terms that will depend on the N dependency of the upper cut-off. See Appendix A for more details.

The mean-field approximation delivers the classical value for the magnetic susceptibility exponent $\gamma = 1$ for any $\lambda > 3$. The other exponents however become λ dependent at $3 < \lambda < 5$. This is because the Ising model on complex scale-free networks follows a heterogeneous rather than homogeneous mean-field.

Our task will be to describe the phase transition in the Ising model on an annealed scale-free network in terms of the partition function zeros, similarly as it was done for the complete graph in the previous section. Substituting values of the exponents (63) together with the critical amplitude ratio $A_+/A_- = 0$ [32] into relations (3), (32) we get for the region $3 < \lambda < 5$:

$$\varphi = \frac{\pi(\lambda - 3)}{2(\lambda - 1)}, \quad (64)$$

$$\sigma = \frac{\lambda - 2}{\lambda - 1}. \quad (65)$$

Let us check if these values can be obtained directly from the analysis of the zeros of the partition function (58) in complex T and H planes.

4.2. Fisher zeros for the Ising model on an annealed scale-free network at $H = 0$

Substituting expressions for $I_\lambda^\pm(x)$ (60)–(62) at $H = 0$ into the partition function (58) at different values of λ we get:

$$Z_N(t) = \begin{cases} \int_0^{+\infty} \exp \left[-\frac{\langle k^2 \rangle x^2 t}{2} - a(\lambda) N \left(\frac{x}{\sqrt{N}} \right)^{\lambda-1} \right] dx, & 3 < \lambda < 5, \\ \int_0^{+\infty} \exp \left[-\frac{\langle k^2 \rangle x^2 t}{2} - \frac{x^4 \ln N}{N^{24}} \right] dx, & \lambda = 5, \\ \int_0^{+\infty} \exp \left[-\frac{\langle k^2 \rangle x^2 t}{2} - \frac{\langle k^4 \rangle x^4}{12 N} \right] dx, & \lambda > 5, \end{cases} \quad (66)$$

with $t = (T - T_c)/T_c$ and the (pseudo)critical temperature $T_c = \langle k^2 \rangle / \langle k \rangle$.§ Similar to the previous section, the partition function can be conveniently represented in terms of a single variable z that combines t and N dependencies, cf. Eq. (25). However, now this variable differs in different regions of λ :

$$z = \begin{cases} t \frac{\langle k^2 \rangle}{2} [a(\lambda)]^{2/(\lambda-1)} N^{\frac{\lambda-3}{\lambda-1}}, & 3 < \lambda < 5, \\ t \langle k^2 \rangle \sqrt{6N} / \sqrt{\ln N}, & \lambda = 5, \\ t \langle k^2 \rangle \sqrt{3N \langle k^4 \rangle}, & \lambda > 5. \end{cases} \quad (67)$$

Written in terms of the variables appearing in (67), the partition function (66) has a simple form:

$$Z(z) = \begin{cases} \int_0^{+\infty} \exp \left(-zx^2 - x^{\lambda-1} \right) dx, & 3 < \lambda < 5, \\ \int_0^{+\infty} \exp \left(-zx^2 - x^4 \right) dx, & \lambda \geq 5. \end{cases} \quad (68)$$

Two obvious conclusions follow: (i) since the functional form of $Z(z)$ dependency at $\lambda = 5$ and $\lambda > 5$ is the same, the location of the Fisher zeros in the complex z plane will be the same too. This leads to the conclusion that an impact angle φ that corresponds

§ For a finite-size system, T_c depends on N via the N -dependency of the moments $\langle k \rangle$, $\langle k^2 \rangle$.

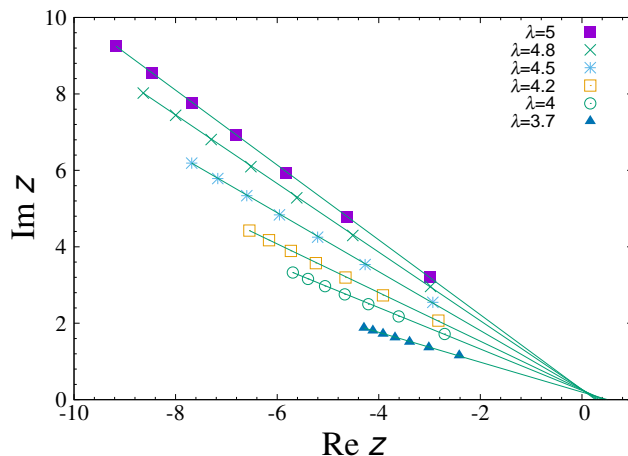


Figure 11. Fisher zeros for the Ising model on an annealed scale-free network at zero magnetic field for different λ . The zeros have a clear tendency to situate along the straight lines crossing the real z axis in the vicinity of the critical point z_c . The angles formed by each of the lines with the real z axis decrease in the region $3 < \lambda < 5$ as predicted by equation (64).

to the Ising model on an annealed network does not change for $\lambda \geq 5$ and (ii) these expressions coincide with the partition function of the Ising model on the complete graph, Eq. (24). Therefore, analysis of the Fisher zeros of the last model, performed in section 3.1 applies equally well to the Fisher zeros of the Ising model on an annealed network. In particular, one concludes, that:

$$\varphi = \pi/4, \quad \lambda \geq 5. \quad (69)$$

Let us note as well, that the logarithmic corrections to scaling appear in the marginal case $\lambda = 5$ [32–35]. Such a logarithmic correction appears in $I_\lambda^\pm(x)$ at $\lambda = 5$ too. However, it does not contribute to the terms leading in $1/N$, resulting in the conclusion, that the impact angle of Fisher zeros (and, therefore, the leading exponent for the heat capacity) is the same at $\lambda = 5$ and $\lambda > 5$.

Similar to the preceding sections for the Ising model on the complete graph, to proceed with the analysis of the Fisher zeros at $3 < \lambda < 5$, we calculate the numerical values of the coordinates of several first zeros as shown in Fig. 11. As is seen from the figure, the zeros have a clear tendency to situate along the straight lines crossing the real z axis in the vicinity of the critical point z_c . Moreover, the angle formed by each of the lines differs for different λ and decreases with λ . To study this dependency in more detail, for each value of λ we fit j Fisher zeros in the interval $j = j_{\min}, \dots, j_{\max}$ for $j_{\max} = 7$ and give the resulting estimate for φ in Table 2. One can see that the values determined numerically approach those predicted by an analytic formula (64), the higher the order of the zeros used for the fit, the higher the accuracy. This tendency is quite similar to those observed for the Fisher zeros on a complete graph (cf. Fig. 6). To further demonstrate this resemblance, we plot in Fig. 12a the dependency of the ratio of the numerically calculated angle φ to its value predicted by formula (64): $P_{\text{norm}} = \varphi / \frac{\pi(\lambda-3)}{2(\lambda-1)}$.

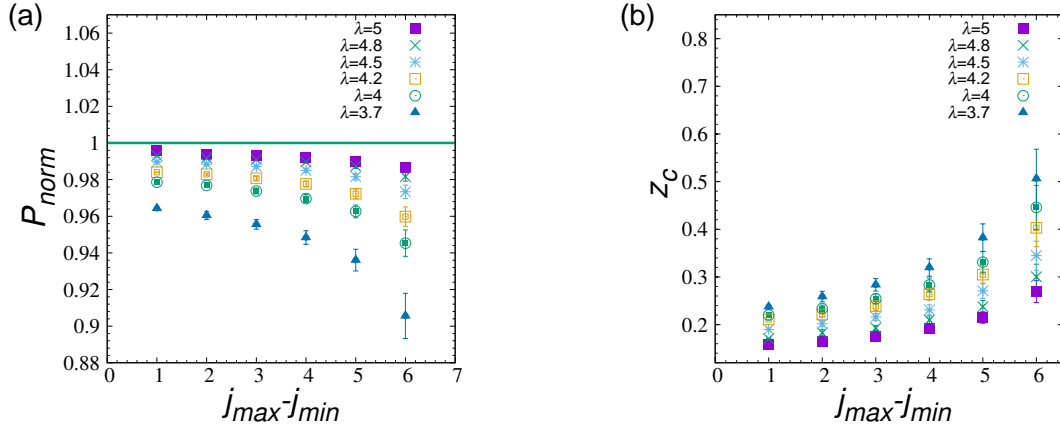


Figure 12. Values (a) of the ratio $P_{\text{norm}} = \varphi / \frac{\pi(\lambda-3)}{2(\lambda-1)}$ and (b) of estimates for the critical temperature z_c for the partition function (68) obtained by fitting of j Fisher zeros in the interval $j = j_{\text{min}}, \dots, j_{\text{max}}$ for $j_{\text{max}} = 7$ and different values of j_{min} . A solid line in Panel a shows an exact value $P_{\text{norm}} = 1$.

This ratio tends to $P_{\text{norm}} = 1$ with an increase of the order of the zeros used for the fit. One can notice a similar tendency for the behaviour of the critical temperature z_c , see Fig. 12b. Again one observes similarity with the behaviour of z_c for the Ising model on a complete graph, cf. Fig. 6b.

Another inherent feature of the locations of the Fisher zeros is that the distance between two successive zeros decreases with increasing index (see Fig. 11 for the annealed scale-free network as well as Fig. 5 for the complete graph). Indeed, taken that the finite size scaling of the j -th zero t_j in the complex t plane for large j is given by [5]:

$$t_j \sim \left(\frac{j}{N}\right)^{\frac{1}{2-\alpha}} \quad (70)$$

one arrives at the conclusion that $\Delta t_j \equiv t_j - t_{j-1} \sim j^\kappa$, with $\kappa = (\alpha - 1)/(2 - \alpha)$. The last exponent is negative for the values of α we are interested in: $\kappa = -1/2$, $\lambda \geq 5$ and

Table 2. Numerically calculated values of the angle φ for different λ . The angle is calculated by linear fitting of Fisher zeros with the indices $j = j_{\text{min}}, \dots, 7$. The confidence interval, when not written explicitly, is less than the last significant digit. The last row gives φ predicted by the analytic formula (64).

j_{min}	$\lambda \geq 5$	$\lambda = 4.8$	$\lambda = 4.5$	$\lambda = 4.2$	$\lambda = 4$	$\lambda = 3.7$
1	0.246(5) π	0.233(1) π	0.209(1) π	0.180(1) π	0.158(1) π	0.117(2) π
2	0.248 π	0.234 π	0.210 π	0.182 π	0.160(1) π	0.121(1) π
3	0.248 π	0.234 π	0.211 π	0.183 π	0.162 π	0.123 π
4	0.248 π	0.235 π	0.212 π	0.184 π	0.162 π	0.124 π
5	0.248 π	0.235 π	0.212 π	0.184 π	0.163 π	0.125 π
6	0.249 π	0.235 π	0.212 π	0.185 π	0.163 π	0.125 π
exact	0.250 π	0.237 π	0.214 π	0.188 π	0.167 π	0.130 π

$\kappa = -2/(\lambda - 1)$, $3 < \lambda < 5$. Rewriting (70) in terms of z_j (67) gives:

$$z_j \sim j^{\frac{1}{2-\alpha}}. \quad (71)$$

To check how does the scaling of the Fisher zeros hold with j , we calculate the value of the exponent in (71) fitting the function $\ln |z_j| = a + b \ln j$ for the Fisher zeros with indices $j = j_{\min}, \dots, 7$ at different λ . The results are compared with the exact value in Table 3. One can see the right tendency of approach of the numerically calculated numbers to their exact counterparts with an increase of j .

In order to check scaling of the Fisher zeros t_j with N , there is no need to calculate explicitly their coordinates at different values of N . Indeed, the $t_j(N)$ dependency follows from the $z(t, N)$ functional form, as given by (67). Expressing t from there one gets that the power law scaling $t_j \sim N^{1/(\alpha-2)}$ holds for $3 < \lambda < 5$ and $\lambda > 5$ whereas it is enhanced by a logarithmic correction at $\lambda = 5$: $t_j \sim N^{-1/2}(\ln N)^{1/2}$.

4.3. Lee-Yang zeros for an annealed scale-free network at $T = T_c$ and motion of Fisher zeros in the magnetic field

Substituting expressions for $I_\lambda^\pm(x)$ (60)–(62) at $T = T_c = \langle k^2 \rangle / \langle k \rangle$ into the partition function (58) at different values of λ and keeping the leading contributions in $1/N$ we get:

$$Z(h) = \begin{cases} \int_0^{+\infty} \exp(-x^{\lambda-1}) \cosh(hx) dx, & 3 < \lambda < 5, \\ \int_0^{+\infty} \exp(-x^4) \cosh(hx) dx, & \lambda \geq 5. \end{cases} \quad (72)$$

Table 3. Linear fitting of the function $\ln |z_j| = a + b \ln j$ for the Fisher zeros with indices $j = j_{\min}, \dots, 7$ at different λ . The table shows results for the angle coefficient b . The confidence interval, when not written explicitly, is less than the last significant digit. The last row gives the value $b = 1/(2 - \alpha)$ as predicted by an analytic formula (71).

j_{\min}	$\lambda > 5$	$\lambda = 4.8$	$\lambda = 4.5$	$\lambda = 4.2$	$\lambda = 4$	$\lambda = 3.7$
1	0.558(8)	0.528(7)	0.477(6)	0.417(5)	0.370(5)	0.286(3)
2	0.537(4)	0.509(3)	0.460(3)	0.402(3)	0.357(2)	0.277(2)
3	0.529(2)	0.501(2)	0.453(2)	0.396(2)	0.352(1)	0.274(1)
4	0.525(1)	0.497(1)	0.450(1)	0.393(1)	0.349(1)	0.271(1)
5	0.522(1)	0.494(1)	0.447(1)	0.391(1)	0.348(1)	0.270(1)
6	0.520	0.492	0.445	0.390	0.346	0.269
exact	0.500	0.474	0.429	0.375	0.333	0.259

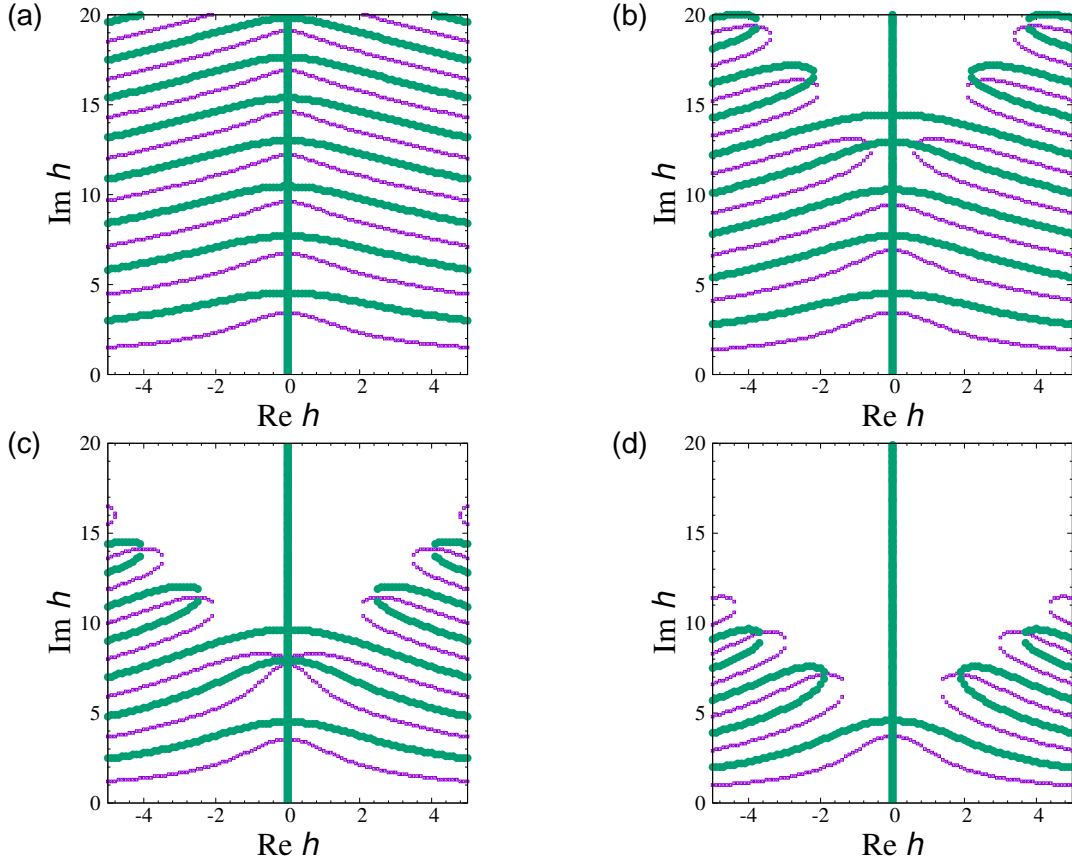


Figure 13. Lines of zeros for the real and imaginary part of the partition function (72) at $T = T_c$ and different values of λ in the complex magnetic field plane, thin and thick curves (violet and green dots online) respectively: (a) $\lambda \geq 5$; (b) $\lambda = 4.5$; (c) $\lambda = 4$; (d) $\lambda = 3.5$. The points where the lines of different colours cross give the coordinates of the Lee-Yang zeros. Note that one of the $\text{Im } Z = 0$ lines coincides with the vertical axis in the plot.

Here, the H - and N -dependencies of the partition function are adsorbed in a single variable h . Its explicit form differs for different regions of λ :

$$h = \begin{cases} H \frac{\langle k \rangle^2}{\langle k^2 \rangle} a(\lambda)^{1/(1-\lambda)} N^{\frac{\lambda-2}{\lambda-1}}, & 3 < \lambda < 5, \\ H \frac{\langle k \rangle^2}{\langle k^2 \rangle} \left(\frac{24}{\ln N} \right)^{1/4} N^{3/4}, & \lambda = 5, \\ H \frac{\langle k \rangle^2}{\langle k^2 \rangle} \left(\frac{12}{\langle k^4 \rangle} \right)^{1/4} N^{3/4}, & \lambda > 5. \end{cases} \quad (73)$$

Similar to the discussion for the $t_j(N)$ scaling at the end of the previous subsection, here, the scaling of $h_j(N)$ directly follows from the $h(H, N)$ dependency given by (73). Comparing (73) with the definition (31) one gets:

$$\sigma = \begin{cases} \frac{\lambda-2}{\lambda-1}, & 3 < \lambda < 5, \\ 3/4, & \lambda > 5. \end{cases} \quad (74)$$

The logarithmic correction appears at $\lambda = 5$: $H_j \sim N^{-3/4} (\ln N)^{1/4}$.

In Fig. 13 we plot lines of zeros for the real and imaginary parts of the partition function (72) at $T = T_c$ and different values of λ in the complex magnetic field $h = \text{Re } h + i \text{Im } h$ plane. The points where the lines of different colour cross give the coordinates of the Lee-Yang zeros. Note that whereas the coordinate of the first Lee-Yang zero (that closest to the origin) is purely imaginary for any value of $3 < \lambda < 5$ (and it is its presence that allows to make conclusions about the scaling with N governed by the exponent (74)), it is not the case for the zeros of higher order: the number of zeros with $\text{Re } h_j = 0$ decreases with j . In this respect the behaviour of Lee-Yang zeros for the Ising model on an annealed scale-free network differs crucially from the behaviour on the complete graph (see the previous section). Whereas in the complete graph the zeros were entirely imaginary and obeyed the Lee-Yang circle theorem, this theorem is violated in the case of the annealed scale-free network.

As seen in Fig. 13, the imaginary part of $Z(h)$ vanishes when h itself is imaginary. This is because the partition function is an even function of h . The intersections of the different types of contour on the plot give the locations of the Lee-Yang zeros. When $\lambda \geq 5$ all zeros are on the imaginary axis. But for $\lambda = 4.5$ only first three zeros are imaginary and zeros of higher order (h_j for $j > 3$) have non-vanishing real parts. Similar behaviour is found for all values of λ between 3 and 5; there is a number, \mathcal{N} , finite in size, such that h_j is purely imaginary for $j \leq \mathcal{N}$ but has non-vanishing real part for $j > \mathcal{N}$. The number \mathcal{N} decreases with decreasing λ .

The values of Lee-Yang zeros determined numerically are listed in Table 4 for different values of $3 < \lambda < \lambda_{\text{uc}} = 5$, and for $\lambda \geq 5$. When $\lambda = 4$, $\mathcal{N} = 3$ while for $\lambda = 3.5$, $\mathcal{N} = 1$. In this respect the behaviour of the zeros differs for $\lambda \geq 5$ (where it is the same as for the partition function of the Ising model on a complete graph) and for $3 < \lambda < 5$. In Appendix B we confirm this observation showing that the asymptotic behaviour of the integral (72) for non-integer $3 < \lambda < 5$ qualitatively differs from that at $\lambda \geq 5$.

Since it has been established for the Ising model on a regular lattice [1], the Lee-Yang theorem has been extended to a wider class of regular lattice Ising models. Besides the classical lattice discrete spin models [36], the theorem also holds for continuous spin systems [37]; for quantum systems such as an ideal pseudospin $-1/2$ Bose gas in an external field and arbitrary external potential [38]; for nonequilibrium systems [39], which narrate the collective phenomena and biophysics processes [40, 41]. There are many models for which the Lee-Yang theorem does not hold: Ising models with antiferromagnetic interactions [42, 43]; with degenerated spins [44, 45]; models with multi-spin interactions at sufficiently high temperature [46, 47]; and van der Waals gases [48, 49]. The theorem also fails for the model for which the first order phase transition is observed: a high- q Potts model and the Blume-Capel model [50, 51]. Theorem is violated for the certain quantum many-body systems: Ising ferromagnet with arbitrary spin [52] and the quantum isotropic Ising chain in a transverse field [53]. For a more detailed review see [54].

Consequently, the Ising model on an annealed scale-free network at $3 < \lambda < 5$

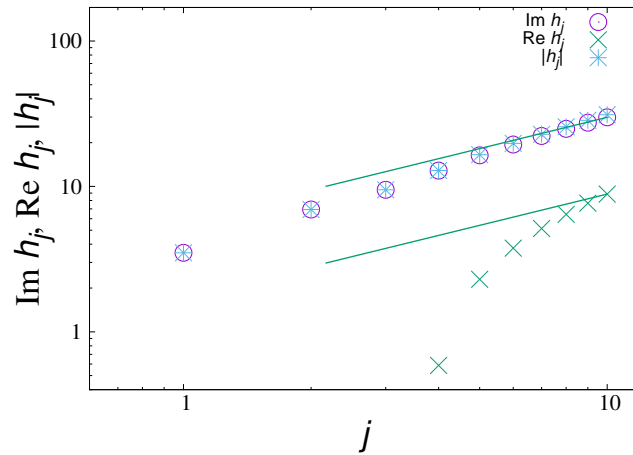


Figure 14. Coordinates of the first ten Lee-Yang zeros h_j of the Ising model on an annealed scale-free network at $\lambda = 4.5$. Different curves correspond to $\text{Im } h_j$, $\text{Re } h_j$, $|h_j|$ as shown in the legend. One can see that the curves for $\text{Im } h_j$ and $|h_j|$ are very close to each other (since the value of $\text{Re } h_j$ is relatively small). The lines correspond to the expected value $\sigma(\lambda = 4.5) \simeq 0.714$, from (74).

belongs to the group of models where the Lee-Yang theorem is violated, whereas the model on the complete graph obeys the theorem. The difference in behaviour of the Lee-Yang zeros of the Ising model on a complete graph and on an annealed scale-free network manifests itself also when one checks the scaling of the zero coordinates with j . The coordinate of the zeros being complex, the scaling in principle can be observed with respect to the real or imaginary part of the coordinates or their combination. Typical results of our calculations are demonstrated in Fig. 14, where we plot coordinates of

Table 4. Coordinates of the few first Lee-Yang zeros h_j for the Ising model on an annealed scale-free network for different λ . In the region $3 < \lambda < 5$ the number of purely imaginary zeros decreases with a decrease of λ . However, the coordinate of the first Lee-Yang zero remains purely imaginary for any value of λ .

$j \setminus \lambda$	$\lambda > 5$	$\lambda = 4.5$	$\lambda = 4$	$\lambda = 3.5$
$j = 1$	$i3.453$	$i3.495$	$i3.569$	$i3.762$
$j = 2$	$i6.784$	$i6.933$	$i7.823$	$1.875 + i7.212$
$j = 3$	$i9.636$	$i9.474$	$i8.149$	$3.659 + i9.496$
$j = 4$	$i12.229$	$0.589 + i12.848$	$2.418 + i11.466$	$5.138 + i11.351$
$j = 5$	$i14.650$	$2.297 + i16.346$	$4.014 + i14.174$	$6.435 + i12.983$
$j = 6$	$i16.945$	$3.761 + i19.405$	$5.446 + i16.574$	$7.608 + i14.470$
$j = 7$	$i19.140$	$5.130 + i22.229$	$6.767 + i18.776$	$8.690 + i15.850$
$j = 8$	$i21.254$	$6.427 + i24.886$	$8.005 + i20.835$	$9.702 + i17.146$
$j = 9$	$i23.301$	$7.667 + i27.414$	$9.176 + i22.783$	$10.656 + i18.375$
$j = 10$	$i25.289$	$8.859 + i29.838$	$10.293 + i24.642$	$11.563 + i19.548$

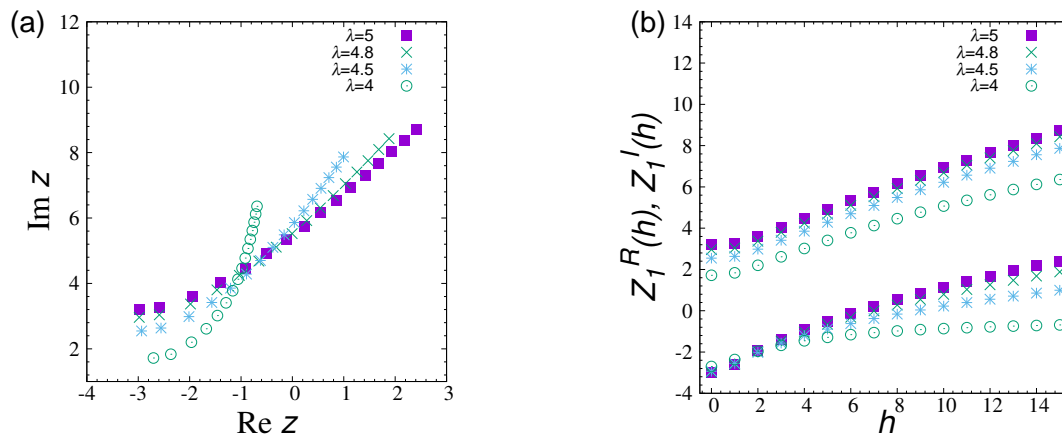


Figure 15. (a) Motion of the first Fisher zeros of the partition function (75) in the complex z plane for different values of the real magnetic field $h = s$, $s = 0, 1, \dots, 15$ and λ . (b) Scaling functions $Z_1^R(h)$ (lower plots), $Z_1^I(h)$ (upper plots) (77) for the real and imaginary part of the first Fisher zero coordinate z_1 , as functions of the scaling variable h at different values of λ .

$\text{Im } h_j$, $\text{Re } h_j$ and $|h_j|$ for the first ten Lee-Yang zeros of the Ising model on an annealed scale-free network at fixed value of $\lambda = 4.5$. The solid lines correspond to the expected value $\sigma(\lambda = 4.5) \simeq 0.714$, cf. (74). One can see that the curves for $\text{Im } h_j$ and $|h_j|$ are very close to each other, since the value of $\text{Re } h_j$ is relatively small. Similar behaviour is observed for the other values of λ . In particular, for high j the $\text{Im } h_j$ and $|h_j|$ functions are governed by the power law asymptotics with an exponent given by (74). The power law behaviour is less pronounced for small j . Introducing a more general form of scaling that involves the parameter C as it was done for the complete graph, see equation (31), does not help to improve the picture.

Let us next consider the motion of the Fisher zeros in the real magnetic field. To this end, similar as it was done in the former section for the Ising model on the complete graph, we present the partition function of the Ising model on an annealed scale-free network as a function of rescaled variables z and h . Substituting expansions (60)–(62) for the functions $I_\lambda^\pm(x)$ into the partition function (58) one arrives at the following representations:

$$Z(t, h) = \begin{cases} \int_0^{+\infty} \exp\left(-tx^2 - x^{\lambda-1}\right) \cosh(hx) dx, & 3 < \lambda < 5, \\ \int_0^{+\infty} \exp\left(-tx^2 - x^4\right) \cosh(hx) dx, & \lambda \geq 5, \end{cases} \quad (75)$$

where t and h are defined by the Eqs. (67) and (73) respectively.

Fig. 15a shows results obtained for the motion of the Fisher zeros in the real magnetic field calculated at different λ for functions (75). The squares correspond to $\lambda \geq 5$ and the expected value of the angle of motion from (76) is $\psi = \pi/3$. Therefore, in this region of λ our numerical results are in a good agreement with the analytical prediction as we get $\psi \simeq 59^\circ$. However, this is not the case for the smaller values of $3 < \lambda < 5$. Indeed, naively substituting critical exponents values into the equation (12)

for the angle ψ one gets

$$\psi = \frac{\pi(\lambda - 3)}{2(\lambda - 2)}. \quad (76)$$

In particular, from (76) one expects that the angle of motion will decrease with λ . The three curves from the Fig.15a, calculated for $\lambda = 4.8, 4.5$ and 4 demonstrate the opposite behaviour: the angle increases with decreasing λ with a tendency to reach asymptotics at $\psi = \pi/2$. As we have shown above, for the model under consideration the zeros at the critical point do not obey the Lee-Yang theorem: there is only a small number of zeros with purely imaginary coordinates for $3 < \lambda < 5$. Therefore the equation (76) that was obtained under an assumption that this theorem holds is not applicable. The angle ψ (12) describing the motion of Fisher zeros in real magnetic field does not seem to be related by a simple scaling relation to the critical exponents.

Similar to what was done for the Ising model on a complete graph, one can define scaling functions for the real and imaginary parts of the j th zero z_j . Using the definition (48) of the scaling functions from the subsection 3.3 for $\mathcal{Z}_j^{\mathcal{R}}(h)$, $\mathcal{Z}_j^{\mathcal{I}}(h)$ in different regions of λ we define the scaling functions for the Ising model on an annealed scale-free network as

$$\mathcal{Z}_j^{\mathcal{R},\mathcal{I}}(h) \equiv \begin{cases} \frac{\langle k^2 \rangle}{2} [a(\lambda)]^{2/(\lambda-1)} \mathcal{T}_j^{\mathcal{R},\mathcal{I}} \left(h \frac{\langle k^2 \rangle}{\langle k \rangle^2} a(\lambda)^{1/(\lambda-1)} \right), & 3 < \lambda < 5, \\ \langle k^2 \rangle \sqrt{6} / \sqrt{\ln N} \mathcal{T}_j^{\mathcal{R},\mathcal{I}} \left(h \frac{\langle k^2 \rangle}{\langle k \rangle^2} \left(\frac{\ln N}{24} \right)^{1/4} \right), & \lambda = 5, \\ \langle k^2 \rangle \sqrt{3 \langle k^4 \rangle} \mathcal{T}_j^{\mathcal{R},\mathcal{I}} \left(h \frac{\langle k^2 \rangle}{\langle k \rangle^2} \left(\frac{\langle k^4 \rangle}{12} \right)^{1/4} \right), & \lambda > 5, \end{cases} \quad (77)$$

and expressions for h at different λ are given by (73). The scaling functions for the first Fisher zero z_1 at different values of λ are plotted in Fig. 15b. From Eq. (49) we expect that the ratio $\mathcal{Z}_1^{\mathcal{I}}(0)/\mathcal{Z}_1^{\mathcal{R}}(0)$ gives the Fisher pinching angle φ , which in the case of the scale-free network is λ -dependent (see subsection 4.2). From Fig. 15b we calculate $\mathcal{Z}_i^{\mathcal{I}}(0)/\mathcal{Z}_i^{\mathcal{R}}(0) = 0.921; 0.798; 0.577$ or $\varphi \simeq 0, 249\pi; 0.228\pi; 0.18\pi$ for $\lambda = 4, 8; 4.5; 4$ respectively. These values agree with those predicted by equation (64) and given in Table 2. Note that the agreement increases with an increase of the zero number j .

5. Conclusions and outlook

In this paper we analyse the properties of the complex zeros of the partition function for the case of the Ising model on graphs of two types. First, we considered the case of the complete graph and then, we addressed the new features that are introduced by the changes in graph topology, by considering the Ising model on an annealed scale-free network. While the former case have been already a subject of several studies (see e.g. [18, 20]), the latter is addressed here for the first time.

In particular, using the approach of Ref. [17] we have analyzed the behaviour of Lee-Yang zeros as well as tracked the motion of the Fisher zeros in the real external magnetic field. As has been observed before for some other models [5, 27], this motion is governed by the universal angle ψ , that encodes values of the order parameter

critical exponents through (12). A fundamental feature of the Ising model on the complete graph, as well as of those models where such behaviour of Fisher zeros in real magnetic field was observed, is that their zeros in complex magnetic field at the critical temperature are governed by the Lee-Yang theorem: plotted in the plane e^{-h} they align along the unit circle [1].

Analysis of section 4 has shown that complex zeros behaviour of the Ising model on an annealed scale-free network is characterised by several new and rather unexpected features. First of all, as far as the universality class of the model is defined by the node-degree distribution decay exponent λ (57), the pinching angle φ as well as the Lee-Yang edge exponent σ are λ -dependent too. Their dependence on λ in the region $3 < \lambda < 5$ is given by equations (64), (65). In turn, for the fast-decaying degree distributions with $\lambda > 5$ we recover the values obtained previously for the Ising model on the complete graph. Secondly, the logarithmic corrections to leading scaling behaviour that arise for the spin models on scale-free networks [32–35] at $\lambda = 5$ are observed for the exponents that govern condensation of Lee-Yang and Fisher zeros with an increase of the system size. Corresponding gaps in H - and t planes decrease with N at $\lambda = 5$ as

$$H_j \sim N^{-3/4} (\ln N)^{1/4}, \quad t_j \sim N^{-1/2} (\ln N)^{1/2}. \quad (78)$$

Note, that the powers of the logarithms comply with the corresponding scaling relations [35].

The striking feature of the Ising model on an annealed scale-free network is that its partition function zeros calculated at T_c in complex magnetic field does not obey the Lee-Yang theorem. The number of purely imaginary zeros decreases with the decrease of λ , and the zeros acquire both real and imaginary parts. Note that experimental identification of the Lee-Yang zeros [11] has so far only be made for purely imaginary zeros [10]. The results identified herein show that while these are accessible for lattices and complex networks for sufficiently large λ , not all network zeros are accessible in this manner for $\lambda < 5$. A challenge for experiment is to find another way to access them.

As we have already mentioned, there are some other models, for which the Lee-Yang theorem does not hold [42–53]. Unlike the above examples, the problem we have considered in this paper concerns ferromagnetic Ising model, and the Lee-Yang theorem was proven [55] to hold for any Ising-like model with ferromagnetic interaction, see also [56]. In this respect the analyzed here Hamiltonian (50) looks as if it will lead to the Lee-Yang property of the partition function too, since the adjacency matrix elements J_{lm} are non-negative. Furthermore, in the course of partition function calculation, in the spirit of the mean-field approximation, the matrix elements J_{lm} are substituted by $k_l k_m > 0$, see Eq. (53). Again, this should not spoil the Lee-Yang property for any fixed choice of the node degree k_l . Next step in the derivation was the integration over k with the distribution function $p(k)$, Eq. (55). This is the place which leads to the violation of the Lee-Yang unit circle theorem: indeed, if one takes a sum (or an integral) of functions each of which possesses the Lee-Yang property, the sum might not possess such property at all. That is exactly what is observed for the annealed network.

Acknowledgements

This work was supported in part by FP7 EU IRSES projects No. 295302 “Statistical Physics in Diverse Realizations”, No. 612707 “Dynamics of and in Complex Systems”, No. 612669 “Structure and Evolution of Complex Systems with Applications in Physics and Life Sciences”, and by the Doctoral College for the Statistical Physics of Complex Systems, Leipzig-Lorraine-Lviv-Coventry (\mathbb{L}^4). It is our pleasure to thank Yuri Kozitsky, Taras Krokhmalkii, Loïc Turban, and Jean-Yves Fortin for useful comments and discussions. M.K. is grateful to Taras Hvozdz for the help with programming.

APPENDIX A. Notes on the natural cut-off

In this Appendix we discuss in more detail the choice of the upper cut-off in Eq. (56). A network of finite size (finite number of nodes N) cannot contain a node of infinite degree k by definition. For a scale-free network, the maximal node degree k_{\max} for finite N (the so-called natural cut-off) can be defined in different ways. In Ref. [57] it was proposed to define a cut-off k_{\max} as the value of the degree for which one expects to observe one vertex at most:

$$Np(k_{\max}) \sim 1. \quad (79)$$

From here one gets an N dependency of the cut-off:

$$k_{\max} \sim N^{1/\lambda}. \quad (80)$$

The drawback of (80) is that for continuous k this definition contains the probability of a single point (which is zero). Another definition of cut-off was given in [29]. There, the cut-off is interpreted as the value of the degree k above which one expects to find at most one vertex:

$$N \int_{k_{\max}}^{\infty} p(k) dk \sim 1, \quad (81)$$

leading to

$$k_{\max} \sim N^{1/(\lambda-1)}. \quad (82)$$

In Ref. [58] the extreme value theory was used to define the natural cut-off. In this case the exact value for k_{\max} slightly differs, however it remains N dependent. Below we will show that the form of $k_{\max}(N)$ dependence does not change the asymptotic estimate for the partition function (58) in the leading order in N .

For simplicity, let us consider the partition function (54) for zero magnetic field $H = 0$ (the derivation for non-zero H is quite similar):

$$Z_N(T) = \int_{-\infty}^{+\infty} \exp\left(\frac{-N\langle k \rangle x^2 T}{2} + \sum_l \ln \cosh(xk_l)\right) dx. \quad (83)$$

Using (55) we rewrite the sum over network nodes \sum_l in the exponent in terms of the integral over k for a given distribution function $p(k)$, keeping the lower and upper

cut-off:

$$Z_N(T) = \int_{-\infty}^{+\infty} \exp \left\{ N \left[\frac{-\langle k^2 \rangle x^2 t}{2} + \int_{k_{\min}}^{k_{\max}} p(k) [\ln \cosh(xk) - \frac{1}{2}(xk)^2] dk \right] \right\} dx, \quad (84)$$

with $t = (T - T_c)/T_c$ and $T_c = \langle k^2 \rangle / \langle k \rangle$. To evaluate (84) we make use of the fact that at large N the main contribution comes from small x . In turn, this means that we need to evaluate the integral over k in (84) at small x and for large N . To keep the network connected for all $3 < \lambda < 5$ we have chosen the lower cut-off value to be $k_{\min} = 2$ (see section 4.1). The crucial point is that the value of this integral does not depend on the way in which k_{\max} tends to infinity (e.g. $k_{\max} \sim N^{\frac{1}{\lambda-1}}$). It is because k_{\min} and k_{\max} are the only terms in (84) that depend on N . Moreover, this dependence may be taken in the form of the natural cut-off (82) or in any other form that satisfies $\lim_{N \rightarrow \infty} k_{\max} \rightarrow \infty$. Therefore, one gets:

$$\begin{aligned} \lim_{x \rightarrow 0} \lim_{N \rightarrow \infty} \int_{k_{\min}}^{k_{\max}} p(k) [\ln \cosh(xk) - \frac{1}{2}(xk)^2] dk = \\ \lim_{x \rightarrow 0} \int_2^{\infty} p(k) [\ln \cosh(xk) - \frac{1}{2}(xk)^2] dk. \end{aligned} \quad (85)$$

The integral in the right-hand side of (85) has been already evaluated (see e.g. [33] or [31]). It is

$$\lim_{x \rightarrow 0} \int_2^{\infty} p(k) [\ln \cosh(xk) - \frac{1}{2}(xk)^2] dk = a_\lambda x^{\lambda-1} + O(x^\lambda), \quad (86)$$

with known values of the coefficients a_λ [31, 33]. Substituting (86) into (84) we arrive at:

$$Z_N(\tau) \sim \int_0^{\infty} \exp \left\{ -N \left(\frac{\langle k^2 \rangle x^2 \tau}{2} + a(\lambda) x^{\lambda-1} \right) \right\} dx, \quad 3 < \lambda < 5. \quad (87)$$

Now the integral (87) can be taken by a steepest descent. The result we have obtained is consistent with the Landau theory for the Ising model on scale-free networks [59] as well as with the mean field analysis [33, 34]. In this way, all three approaches (Landau, mean field, and the current one - based on the integral representation) lead to the same thermodynamics.

APPENDIX B. Asymptotic estimates for the integral (72) at non-integer λ

In this Appendix we determine an asymptotic estimate for the behaviour of the partition function $Z(h)$ (72) at $\text{Re } h = 0$ in the limit of large $\text{Im } h$. To this end, let us consider an integral

$$Z(ir) = \int_0^{\infty} e^{-x^{\lambda-1}} \cos(rx) dx, \quad (88)$$

that depends on the real variable r . At $r = \text{Im } h$ (88) gives an imaginary part of the partition function (72). Asymptotic behaviour of $Z(ir)$ follows from the Erdelyi lemma (see e.g. [60]) as explained below.

The Erdelyi lemma gives an asymptotic behaviour of the integral:

$$F(y) = \int_0^A x^{b-1} f(x) e^{iyx^a} dx. \quad (89)$$

According to the lemma, if $a \geq 1$, $b > 0$ and the function $f(x)$ becomes zero together with all its derivatives at the upper integration limit: $f(A) = f'(x)|_{x=A} = \dots = f^{(n)}(x)|_{x=A} = 0$, the following asymptotic estimate for the integral (89) is valid:

$$F(y) \sim \sum_{k=0}^{\infty} a_k y^{-\frac{k+b}{a}}, \quad y \rightarrow \infty, \quad (90)$$

where the coefficients a_k are given by

$$a_k = \frac{f^k(0)}{k! a} \Gamma\left(\frac{k+b}{a}\right) \exp\left(\frac{i\pi(k+b)}{2a}\right). \quad (91)$$

Changing variables in (88) one can represent $J_\lambda(y)$ in the form similar to (90):

$$Z(ir) = \frac{5}{\lambda-1} \operatorname{Re} \int_0^\infty x^{\frac{5}{\lambda-1}-1} e^{-x^5} e^{irx^{5/(\lambda-1)}} dx. \quad (92)$$

Note that the upper integration limit in this case is $a = \infty$. It is easy to see that the conditions of the lemma are satisfied and an asymptotic expansion for the function (88) follows:

$$Z(ir) \sim \sum_{k=0}^{\infty} b_k r^{-\frac{k(\lambda-1)}{5}-1}, \quad r \rightarrow \infty, \quad (93)$$

where the coefficients b_k are defined as

$$b_k = \frac{(\lambda-1)f^k(0)}{5k!} \Gamma\left(\frac{k(\lambda-1)}{5} + 1\right) \cos\left(\frac{\pi(k(\lambda-1) + 5)}{10}\right). \quad (94)$$

Note, that coefficients $b_k = 0$ for the marginal values $\lambda = 3$ and $\lambda = 5$: the decay differs from the power law. To evaluate it, we proceed as follows.

- $\lambda = 3$

For $\lambda = 3$ the integral (88) is taken exactly leading to

$$Z(ir) = \sqrt{\pi/2} \exp\left(-r^2/4\right). \quad (95)$$

Therefore, in the limit of large r the integral decays exponentially. Moreover, $Z(ir) > 0$ for any $0 < r < \infty$ which signals about an absence of partition function zeros on the complex h plane at $\lambda = 3$. In turn, this brings about an absence of the phase transition in this case.

- $\lambda = 5$

In this case integral (88) can be rewritten as:

$$Z(ir) = \int_0^{+\infty} e^{-x^4} \cos(rx) dx = \frac{1}{2} \operatorname{Re} \int_{-\infty}^{+\infty} e^{-x^4} e^{ixr} dx. \quad (96)$$

Its asymptotics can be evaluated by a steepest descent method, calculating the function under the integral in the point of extremum at $x = (ir/4)^{1/3}$ and leading to:

$$Z(ir) \sim \frac{1}{2} \exp\left(-\frac{3}{2}(r/4)^{4/3}\right) \cos\left(\frac{3\sqrt{3}}{2}(r/4)^{4/3}\right), \quad r \rightarrow \infty. \quad (97)$$

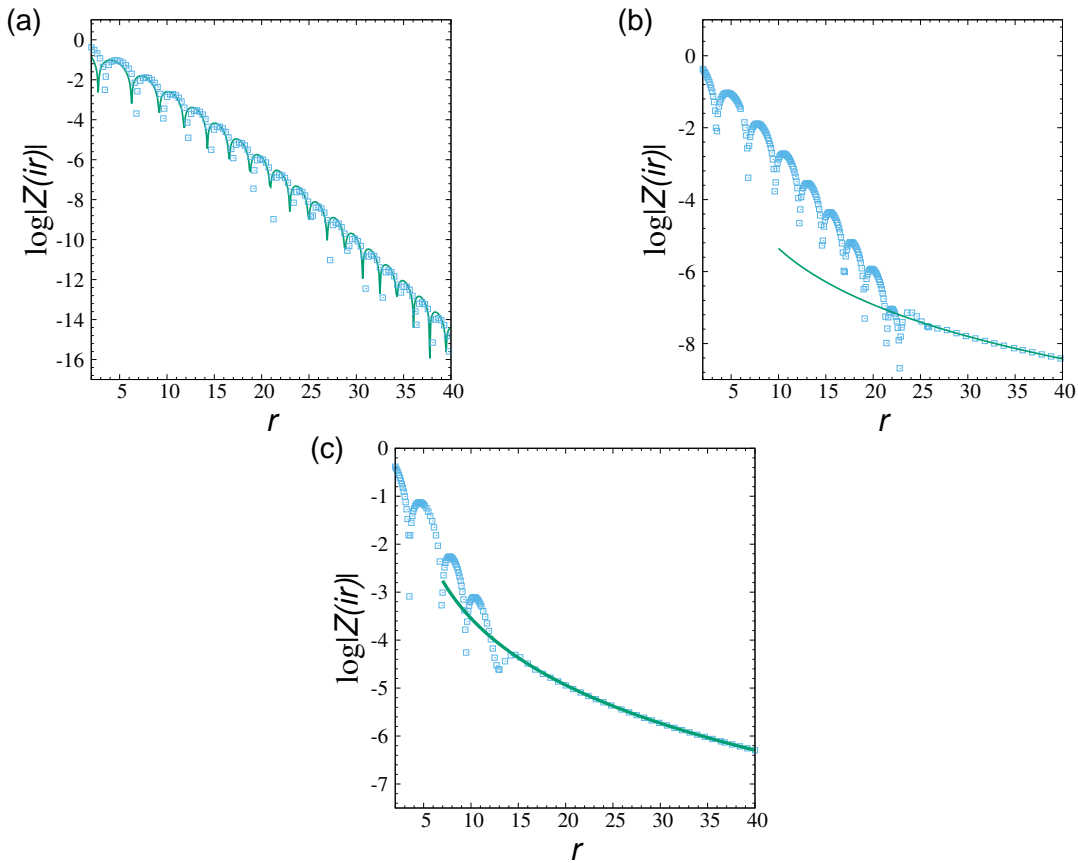


Figure 16. Function $\log|Z(ir)|$ for: (a) $\lambda \geq 5$, (b) $\lambda = 4.99$, and (c) $\lambda = 4.5$. Solid lines: results of asymptotic expansions. Squares: numerically calculated values. For $\lambda \geq 5$ the function keeps oscillating in the asymptotics (meaning that the number of zeros is unbounded), it is not the case for $\lambda < 5$.

The integral $Z(ir)$ has an infinite number of zeros due to the presence of an oscillating function in the r.h.s., as we further demonstrate below.

In Fig. 16 we compare behaviour of the numerically calculated function $\log|Z(ir)|$ with its asymptotic expansion using Eqs. (93) and (97) for different λ . One can see that behaviour of the function for $\lambda < 5$ is qualitatively different from that at $\lambda \geq 5$: whereas in the last case the function keeps oscillating in the asymptotics (meaning that the number of zeros is unbounded), it is not the case for $3 < \lambda < 5$. Here, after finite number of oscillations the function approaches its asymptotics from above. Therefore, the number of zeros is limited. As one can see from the Figs. 16a, c, d, the number of oscillation decreases with the decrease of λ .

References.

- [1] Yang C N and Lee T D 1952 *Phys. Rev.* **87** 404 ; *ibid* **87** 410
- [2] Fisher M E 1965 The nature of critical points (*Lecture Notes in Theoretical Physics* vol 7c) (Boulder: University of Colorado Press) pp 1-159
- [3] Wu F Y 2008 *Int. J. Mod. Phys. B* **22** 1899

- [4] Pearson R B 1982 *Phys. Rev. B* **26** 6285
- [5] Itzykson C, Pearson R B and Zuber J B 1983 *Nucl. Phys. B* **220** [FS8] 415
- [6] Itzykson C and Luck J M 1985 *Prog. Phys.* **11** 45
- [7] Abe R 1967 *Prog. Theor. Phys.* **37** 1070; *ibid* **38** 322
- [8] Janke W, Johnston D A and Kenna R 2006 *Nucl. Phys. B* **736** 319
- [9] Binek Ch 1998 *Phys. Rev. Lett* **81** 5644; Binek Ch, Kleemann W and Aruga Kotori H 2001 *J. Phys.: Condens. Matter* **13** 811
- [10] Wei B B and Liu R B 2012 *Phys. Rev. Lett.* **109** 185701
- [11] Peng X, Zhou H, Wei B B, Cui J, Du J and Liu R B 2015 *Phys. Rev. Lett.* **114** 010601
- [12] Albert R and Barabasi A L 2002 *Rev. Mod. Phys.* **74** 47; Dorogovtsev S N and Mendes J F F 2003 *Evolution of Networks: From Biological Networks to the Internet and WWW* (Oxford: Oxford University Press); Holovatch Yu, von Ferber C, Olemskoi A, Holovatch T, Mryglod O, Olemskoi I and Palchykov V 2006 *J. Phys. Stud.* **10** 247 (in Ukrainian); Barrat A, Barthelemy M and Vespignani A 2008 *Dynamical Processes on Complex Networks* (Cambridge: Cambridge University Press); Newman M 2010 *Networks: An Introduction* (Oxford: Oxford University Press)
- [13] Dorogovtsev S N and Goltsev A V 2008 *Rev. Mod. Phys.* **80** 1275
- [14] Lee S H, Ha M, Jeong H, Noh J D and Park H 2009 *Phys. Rev. E* **80** 051127
- [15] Brout R 1959 *Phys. Rev.* **115** 824
- [16] Bianconi G 2012 *Phys. Rev. E* **85** 061113
- [17] Glasser M L, Privman V and Schulman L S 1986 *J. Stat. Phys.* **45** 1841
- [18] Glumac Z and Uzelac K 2013 *Phys. Rev. E* **66** 022140
- [19] Krasnytska M, Berche B, Holovatch Yu and Kenna R 2015 arXiv:1507.00223 (submitted to *Europhys. Lett.*)
- [20] Glasser M L, Privman V and Schulman L S 1987 *Phys. Rev. B* **35** 1841
- [21] Berlin T H and Kac M 1952 *Phys. Rev.* **86** 6; Kac M 1959 *Phys. Fluids* **2** 1; George A and Baker Jr 1961 *Phys. Rev.* **122** 5; George A and Baker Jr 1963 *Phys. Rev.* **130** 4; Kac M and Helfand E 1963 *J. Math. Phys.* **4** 8; Kac M, Uhlenbeck G E and Hemmer P C 1963 *J. Math. Phys.* **4** 2; Kac M and Thompson C J 1969 *J. Math. Phys.* **10** 8
- [22] Stanley H E 1971 *Introduction to Phase Transitions and Critical Phenomena* (Oxford and New York: Oxford University Press)
- [23] Gradshteyn I S and Ryzhik I M 2014 *Table of Integrals, Series, and Products* (Eighth edition) Ed Zwillinger D and Moll V (Academic Press) pp 1184
- [24] Janke W and Kenna R 2001 *J. Stat. Phys.* **102** 1211
- [25] Baños R A, Gil-Narvion J M, Monforte-Garcia J, Ruiz-Lorenzo J J and Yllanes D 2013 *J. Stat. Mech.: Theory Exp.* 02031
- [26] Gordillo-Guerrero A, Kenna R and Ruiz-Lorenzo J J 2013 *Phys. Rev. E* **88** 062117
- [27] Zuber J B 1982 *Non-perturbative Field Theory and QCD (Trieste, Proceedings)* SACLAY-SPH-T-83-004 CEA-CONF-6639 pp 228-241
- [28] Ed Privman V 1990 *Finite Size Scaling and Numerical Simulation of Statistical Systems* (Singapore: World Scientific); Privman V, Hohenberg P C and Aharony A 1991 (*Phase Transitions and Critical Phenomena* vol 14) ed Domb C and Lebowitz J L (New York: Academic Press)
- [29] Dorogovtsev S N, Goltsev A V and Mendes J F F 2002 *Phys. Rev. E* **66** 016104
- [30] Aiello W, Park F and Lu L 2000 *Proceeding STOC'00 Proceedings of the thirty-second annual ACM symposium on Theory of computing* (ACM New York) pp 171
- [31] Krasnytska M, Berche B and Holovatch Yu 2013 *Condens. Matter Phys.* **16** 23602
- [32] Palchykov V, von Ferber C, Folk R, Holovatch Yu and Kenna R 2010 *Phys. Rev. E* **82** 011145
- [33] Igloi F and Turban L 2002 *Phys. Rev. E* **66** 036140
- [34] Leone M, Vázquez A, Vespignani A and Zecchina R 2002 *Eur. Phys. J. B* **28** 191; Dorogovtsev S, Goltsev A V and Mendes J F F 2004 *Eur. Phys. J. B* **38** 177; von Ferber C, Folk R, Holovatch Yu, Kenna R and Palchykov V 2011 *Phys. Rev. E* **83** 061114

- [35] Kenna R 2013 (*Order, Disorder and Criticality* vol 3), ed. Holovatch Yu (Singapore: World Scientific) pp 1-46
- [36] Dunlop F and Newman C M 1975 *Commun. Math. Phys.* **44** 223
- [37] Simon B and Griffiths R B 1973 *Commun. Math. Phys.* **33** 145
- [38] Wang X Z 2001 *Phys. Rev. E* **63** 046103; Wang X Z 2007 *Physica A* **380** 163
- [39] Blythe R A and Evans M R 2002 *Phys. Rev. Lett.* **89** 080601
- [40] O'Loan O J, Evans M R and Cates M E 1998 *Phys. Rev. E* **58** 1404
- [41] Chou T and Lohse D 1999 *Phys. Rev. Lett.* **82** 3552
- [42] Kim S Y 2004 *Phys. Rev. Lett.* **93** 130604
- [43] Kim S Y 2005 *Nucl. Phys. B* **705** [FS] 504
- [44] Suzuki M 1973 *J. Math. Phys.* **14** 1088
- [45] Yamada K, Nakano H and Yamashita M 1981 *Prog. Theor. Phys.* **65** 1603
- [46] Monroe J L 1991 *J. Stat. Phys.* **65** 445
- [47] Chin K K and Landau D P 1987 *Phys. Rev. B* **36** 275
- [48] Nilsen T S 1967 *Physica* **37** 47
- [49] Hemmer P C and Hiis Hauge E 1964 *Phys. Rev.* **133** A1010
- [50] Lee K C 1994 *Phys. Rev. Lett.* **73** 2801
- [51] Biskup M, Borgs C, Chayes J T, Kleinwaks L J and Kotecký R 2000 *Phys. Rev. Lett.* **84** 4794
- [52] Wang X Z and Kim J S 1998 *Phys. Rev. E* **58** 4174
- [53] Tong P and Liu X 2006 *Phys. Rev. Lett.* **97** 017201
- [54] Bena I, Droz M and Lipowski A 2005 *Int. J. Mod. Phys. B* **19** 4269
- [55] Lieb E H and Sokal A D 1981 *Commun. Math. Phys.* **80** 153
- [56] Kozitsky Yu 1997 *J. Stat. Phys.* **87** 3/4; Kozitsky Yu 2003 *Appl. Math. and Comput.* **141** 103
- [57] Aiello W, Chung F and Lu L 2001 *Experimental Math.* **10** 53
- [58] Boguna M, Pastor-Satorras R and Vespignani A 2004 *Eur. Phys. J. B* **38** 205
- [59] Goltsev A V, Dorogovtsev S N and Mendes J F F 2003 *Phys. Rev. E* **67** 026123
- [60] Fedoryuk M V 1989 *Asymptotic Methods in Analysis (Analysis I Encyclopaedia of Mathematical Sciences* vol 13) ed Gamkrelidze R V (Berlin: Springer Berlin Heidelberg) pp 83-191