

MATHEMATICS OF THE GENOME

INDIKA RAJAPAKSE AND STEVE SMALE

ABSTRACT. This work gives a mathematical foundation for bifurcation from a stable equilibrium in the genome. We construct idealized dynamics associated with the genome. For this dynamics we investigate the two main bifurcations from a stable equilibrium. Finally, we give a mathematical framework for the Repressilator and the Toggle gene circuits.

Introduction:

Development of a single cell into a multicellular organism involves a remarkable integration of gene expression, molecular signaling, and environmental cues. Emergence of specific cell types depends on selective use of genes, a phenomenon known as gene regulation, at critical times during development [1]. For many years, development of specific cell types (cell differentiation) was generally believed to be unidirectional. However, recently it was found that just four external inputs could reverse this process and direct the emergence of embryonic-like stem cells from fibroblasts, a differentiated cell type [2, 3]. It has also been shown that a differentiated cell can be changed into another differentiated cell with a different function (direct reprogramming) using a single or a simple combination of transcription factor inputs. These findings have fundamentally changed our understanding of the genome and the dynamics of gene regulation, and demonstrate the potential for reprogramming the genome. However, they offer no clear mathematical foundation that would help us to understand gene regulation in the context of differentiation and reprogramming.

Our goal is to build a mathematical foundation for gene regulation and its dynamics. First we construct a network for the genome. We define the concept of a core and layering in the network. Then we construct a dynamical system on the expression levels from the network. For this dynamics we investigate the two main bifurcations from a stable equilibrium in n -dimensions. These are (1) the (supercritical) pitchfork bifurcation which produces two stable equilibria and a separating saddle point and (2) the (supercritical) Hopf bifurcation which produces a stable periodic solution. Finally, as oscillators and switches are ubiquitous in gene regulatory networks, we present a mathematical framework for the classical gene circuits, the Repressilator and the Toggle [4, 5, 6].

We would like to thank Yan Jun, Lu Zhang, Lindsey Muir, Geoff Patterson, and Anthony Bloch for helpful discussions.

Date: August 18, 2015.

We extend thanks to James Gimlett and Srikanta Kumar at Defense Advanced Research Projects Agency for support and encouragement.

Section 1: The network and associated dynamics.

The configuration space is the set of n nonnegative real numbers, representing gene expression levels (for example measured by *mRNA* or protein abundance) of the n genes. Thus, this configuration space is $(\mathbb{R}^+)^n$ with its elements $x = (x_1, \dots, x_n)$. In fact we may write $X = \prod_{i=1}^n [0, \beta_i]$, where x_i represents the concentration of a protein and β_i is the maximum value. Traditionally the dynamics are described by an ordinary differential equation of the form

$$(1) \quad \frac{dx_i(t)}{dt} = F_i(x_1(t), \dots, x_n(t)), i = 1, \dots, n$$

or in brief

$$\frac{dx}{dt} = F(x), \quad F: X \rightarrow \mathbb{R}^n.$$

We will construct a network for the genome. Toward that end we will define a graph and then label the nodes of the graph to obtain the network.

The Graph:

The nodes are of two (distinct) types. First) the genes $g \in G$. Second) the inputs I to be interpreted as signals, as in Alon [7]. There is also a special subset T of G , called transcription factors.

Now we describe the oriented edges of the graph, $E(i, j)$ from node i to node j . The first type of edge satisfies $i \in I$ and $j \in T$. The second type satisfies $i \in T$ and $j \in G$ and is interpreted as i has some control over j , as when the protein generated by gene i is a transcription factor and binds the promoter of gene j . From this oriented graph we have, as usual in graph theory, the concepts of paths and cycles. A predecessor of node j is a node i such that $E(i, j)$ is a (well-defined) edge. We will assume that each node $i \in I$ has no predecessor and the other nodes have at least one predecessor. Also assume that the graph is connected.

The "core" is defined to be a union of the following: nodes which belongs to some cycle of the graph, and nodes with a path leading to a cycle.

Next we describe a layered structure on the nodes of this graph. The zeroth layer is to be taken as the core together with the set of inputs (Figure 1C). Inductively say that the node is in the k^{th} layer provided all its predecessors lie in the previous layer and it doesn't. Figure 1A, B, and C illustrate the cases of graphs with empty core, a core with one layer, and a core with two layers, respectively.

The Network:

The next stage is to pass from the above graph to a "network" by attaching some label to each node in G . First consider a node whose expression level is y together with a single predecessor in G whose expression level is denoted by $x \in [0, a]$. Inspired by the theory of Hill functions [6, 7], we let $H: [0, a] \rightarrow \mathbb{R}$ be given as well as a positive real number b . H is a map from the concentration x to the rate of change of y . Assume H is smooth, nonnegative, and bounded by β . Here is the Hill type equation

$$(2) \quad \frac{dy}{dt} = H(x(t)) - by(t),$$

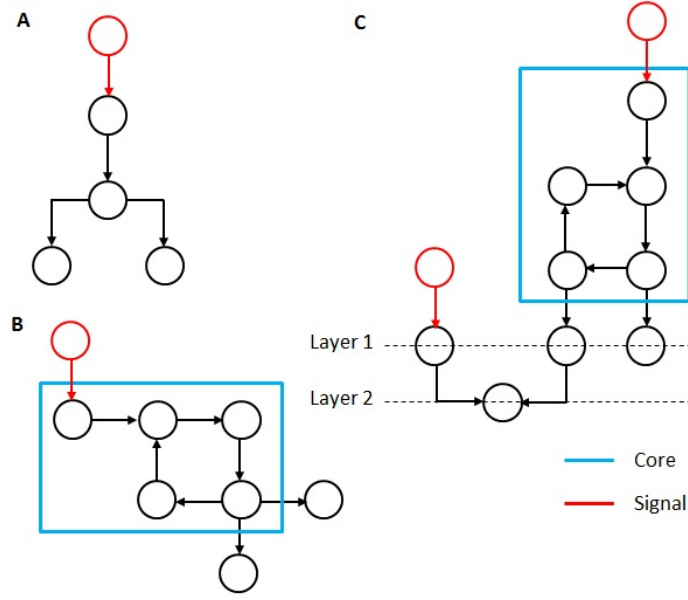


FIGURE 1. Graphs associated with the genome (A) Empty core, (B) Core with one layer, (C) Core with two layers

with the last term representing the degradation of y , the level of expression of the target node. Then we label the node that expresses y with (H, b) . Since our construction is so abstract it applies as well to the case that the predecessor is an input node, or $x(t)$ is a signal.

Next we extend the preceding Hill type function to the case of a node g with more than one predecessor. Define P_g to be the set of predecessors of $g \in G$ and let $W_g = \prod_{i \in P_g} X_i$ where $X_i = [0, \beta_i]$ is the space of expression levels of gene i . The Hill type function is now a map

$$(3) \quad H_g : W_g \rightarrow \mathbb{R}, \quad \frac{dy}{dt} = H_g(x(t)) - by(t).$$

For each gene g , we label the node g with (H_g, b) . H_g may be interpreted as aggregating the predecessor levels of g in some way. We have completed the description of the network attached to the genome.

Network and the Dynamics:

We can see this important fact: the network described by our graph and the nodes just labeled (together with the inputs) determines the dynamics of the genome! One just uses (3) to define the F_i of (1) where F_i depends then only on the predecessors of gene i . We identify gene g with gene i above and below.

Boundary Conditions:

At a boundary point of X , if $y_i = \beta_i$, then $\frac{dy_i}{dt} > 0$, is a condition which is not compatible with our interpretation of the biology. One cannot increase the concentration if one is already at the maximum! This suggests that at such a point H_g

$< b\beta_g$, which implies by Equation 3 $\frac{dy_i}{dt} < 0$. Now assume the following hypothesis.

(4a) Function $H_g(x)$ in Equation 3 is bounded by $b\beta_g$ as a function of x .

(4b) $H_g(x) > 0$, for $x \in W_g$.

Inequality 4b is important for the boundary point of x described by $x_i = 0$ for some i . Then $\frac{dy_i}{dt} > 0$.

In Section 5 we will expand on the boundary conditions.

Induced equilibrium:

Consider an equilibrium x in the core dynamics of the network. It has the form

$$x_i(t) = C_i, \text{ a constant, for each } i \text{ belonging to the core.}$$

Let gene g be in the first layer of the core. From Equation 3 H_g at the equilibrium in W_g , is therefore a constant say C_g . Then, for any expression $y(t)$ for gene g , $\frac{dy}{dt} = 0$ if and only if $y(t) = \frac{C_g}{b}$. Now we define $y(t) \equiv \frac{C_g}{b}$. Do the same for any gene g in the first layer. By induction we do the same for the whole genome. If x is a stable equilibrium the same will be true for the corresponding y in the whole genome. This follows from the Equation 3, since the derivative is $-b$.

We may say that an equilibrium solution in the core induces a natural equilibrium in the whole genome. The induced equilibrium is stable if the core equilibrium is stable.

Induced periodic solution:

Suppose given a periodic solution $x(t)$ in the core with period T . Consider a gene g in the first layer. Project the periodic solution $x(t)$ to W_g . There exists a unique solution for $y(t)$ of Equation 3 given an initial condition $y(0)$.

Rewrite Equation (3) as

$$\frac{dy(t)}{dt} + by(t) = H_g(x(t))$$

Multiply each side by e^{bt} to yield

$$\begin{aligned} \frac{d(e^{bt}y(t))}{dt} &= e^{bt}H_g(x(t)). \\ \text{for } s > 0, \quad e^{bs}y(s) &= \int_0^s e^{bt}H_g(x(t))dt + y(0) \end{aligned}$$

for $s = T$ we have

$$e^{bT}y(T) = \int_0^T e^{bt}H_g(x(t))dt + y(0).$$

If we set $y(0) = \frac{\int_0^T e^{bt} H_g(x(t)) dt}{e^{bT} - 1}$, then from the equation above we obtain $y(T) = y(0)$. Now consider time $kT + u, 0 \leq u < T, k$ is a non-negative integer.

$$\begin{aligned}
 e^{b(kT+u)} y(kT + u) &= \int_0^{kT+u} e^{bt} H_g(x(t)) dt + y(0) \\
 &= \int_{kT}^{kT+u} e^{bt} H_g(x(t)) dt + \sum_{m=0}^{k-1} \int_{mT}^{(m+1)T} e^{bt} H_g(x(t)) dt + y(0) \\
 &= e^{bkT} \int_0^u e^{bt} H_g(x(t)) dt + \left(\sum_{m=0}^{k-1} e^{bmT} \right) \int_0^T e^{bt} H_g(x(t)) dt + y(0) \\
 &= e^{bkT} \int_0^u e^{bt} H_g(x(t)) dt + \left(\sum_{m=0}^{k-1} e^{bmT} \right) (e^{bT} - 1) y(0) + y(0) \\
 &= e^{bkT} \left(\int_0^u H_g(x(t)) dt + y(0) \right) \\
 &= e^{bkT} e^{bu} y(u).
 \end{aligned}$$

Compare with the left side to get $y(kT + u) = y(u)$. Therefore, oscillations in the core induce oscillations in the genome.

Differential equations for gene control typically involve the Hill function, defined by

either $F(x) = \frac{\beta x^n}{\theta^n + x^n}$, or $G(x) = \frac{\beta \theta^n}{\theta^n + x^n}$, where x now represents the concentration of a transcription factor in a cell, and F represents activation, while G represents repression. We could consider the n as a bifurcation parameter, as in Alon [7].

Hardwiring:

We consider the network of the genome we have described and its associated dynamics, without taking into account outside signaling, as a hardwiring of the genome. Just as the genes themselves are the same for every cell type, we propose that our gene network has the same property (for an example if transcription factor i can bind to the promoter of gene j , if this is true for one cell type, then it is true for all cell types). Of course signals may cause a path to be blocked, or change a gene expression. Hardwiring is given by the edges. The "flow" along the edge is not hardwired.

A stable equilibrium as a cell type:

Gene regulatory networks can maintain characteristic patterns of gene expression, thus defining the identity of a specific cell type. We propose identification of a stable equilibrium for our genome dynamics with a cell type. Both notions can be associated with unique distributions (or proportions) of proteins. Thus, we consider a cell type that is maintaining the gene expression pattern to be in a stable equilibrium. We suggest that the emergence of a new cell type from this original cell type, through differentiation or reprogramming, perhaps a result of bifurcation, is a departure from a stable equilibrium.

Section 2: Bifurcations from a stable equilibrium in n -dimensional dynamical systems.

Our main finding is that there are exactly two generic bifurcations from a stable equilibrium into new stable sets. We remind the reader that generic implies no multiple eigenvalues. By stable sets we mean stable equilibria or a stable periodic solution. These are (1) the (supercritical) pitchfork bifurcation which produces two stable equilibria and a separating saddle point and (2) the (supercritical) Hopf bifurcation which produces a stable periodic solution. We associate (1) with the phenomena of cell differentiation or reprogramming in a number of situations based on analysis of genomic data, but it is a challenging problem both in cell biology and mathematics to solidify this process. (2) is related to the development of various oscillations in the genome that are often associated with circadian rhythm. Vast genomic data exist for both cell differentiation and circadian rhythms, and our motivation is to use these results to support a more mathematical foundation for processes (1) and (2). This in turn could guide a better understanding of the genome and reprogramming.

A key concept for understanding this bifurcation problem is the Jacobian matrix J of partial derivatives at an equilibrium of Equation 1.

$$(5) \quad J = \begin{pmatrix} \frac{\partial F_1}{\partial x_1} & \cdots & \frac{\partial F_1}{\partial x_n} \\ \vdots & \frac{\partial F_i}{\partial x_i} & \vdots \\ \frac{\partial F_n}{\partial x_1} & \cdots & \frac{\partial F_n}{\partial x_n} \end{pmatrix}.$$

Since a real parameter μ is involve in the very notion of bifurcation we may write the following expression

$$\frac{dx}{dt} = F_\mu(x), \quad x \in \mathbb{R}^n, \quad \mu \in \mathbb{R}^1,$$

where F is smooth with respect to both x and μ .

We recall:

Definition 1: Stable equilibrium. If x_0 is a stable equilibrium (of Equation 1 for example) ; 1) all trajectories that start near x_0 approaches it as $t \rightarrow \infty$. That is, $x(t) \rightarrow x_0$ as $t \rightarrow \infty$. 2) Every eigenvalue of J has negative real part. 1) is a consequence of 2).

Definition 2: Closed orbits. These corresponds to periodic solutions, i.e., solutions for which $x(t+T) = x(t)$ for all t , for some $T > 0$. A periodic solution is stable provided every nearby orbit tends to it asymptotically as $t \rightarrow \infty$. See [8] for eigenvalue criteria for stability of closed orbits, as for Definition 1 as well.

These objects are fundamental in the subject of dynamics in biology.

Theorem 1: Let $x(\mu)$ be a stable equilibrium for μ for all $\mu < \mu_0$. Let D_μ be the determinant of J at $x(\mu)$. If $D_{\mu_0} = 0$ then generically the dynamics undergoes a pitchfork bifurcation or produces no stable sets.

Remark 1: There is a simple phenomena when a stable equilibrium bifurcates to a saddle generating a no stable sets. That does not concern us here.

Theorem 2: Let $x(\mu)$ be a stable equilibrium for μ for all $\mu < \mu_0$. Suppose that all eigenvalues of J at $x(\mu_0)$ have negative real parts except one conjugate purely imaginary pair $\pm ib$. Generically a Hopf bifurcation arises when these two eigenvalues cross the imaginary axis when $\mu > \mu_0$.

We can restate the above theorems simply as follows. The eigenvalues of J at the stable equilibrium and before the bifurcation value of μ all have negative real part, either real, or in complex conjugate pairs. At the bifurcation, generically, in the case of bifurcation to stable sets, one has either a single real eigenvalue becoming zero and then positive with the pitchfork, or else a complex conjugate pair of eigenvalues with real parts zero to become positive after the bifurcation and then the Hopf oscillation. A pitchfork bifurcation converts a stable equilibrium into two stable equilibria. The Hopf bifurcation converts a stable equilibrium into a stable periodic solution [9, 10, 11]. "Generically" in the above, implies that the dynamics are not linear in a strong sense. A certain third derivative is not zero (see Section 5).

Remark 2: Note that the hypothesis of Theorem 1 is much simpler than the hypothesis of Theorem 2, since it does not use the spectral theory of J .

Pitchfork bifurcation:

A normal form of the pitchfork bifurcation is

$$\frac{dx}{dt} = \mu x - x^3, x \in \mathbb{R}^1, \quad \mu \in \mathbb{R}^1.$$

This system has an equilibrium $x_0 = 0$ for all μ . This equilibrium is stable for $\mu < 0$ and unstable for $\mu > 0$ (μ is the eigenvalue of this equilibrium). For $\mu > 0$, there are two extra equilibria branching from origin (namely, $x_{1,2} = \pm\sqrt{\mu}$) which are stable. This bifurcation is called a pitchfork bifurcation (see Figure 2).

In n -dimensions we may write in addition, $\frac{dx_i}{dt} = -x_i, i = 2, \dots, n$.

Hopf bifurcation:

A normal form of a Hopf bifurcation is

$$\begin{aligned} \frac{dx}{dt} &= y - f_\mu(x) \\ \frac{dy}{dt} &= -x. \end{aligned}$$

Here $f_\mu(x) = x^3 - \mu x$ and μ lies in the interval $[-1, 1]$. The only equilibrium in this system is $x_0 = 0, y_0 = 0$. The Jacobian matrix J at the equilibrium is

$$J = \begin{pmatrix} \mu & 1 \\ -1 & 0 \end{pmatrix},$$

and the eigenvalues are $\lambda_{\pm} = \frac{1}{2}(\mu \pm \sqrt{\mu^2 - 4})$. Thus the equilibrium is stable for $-1 \leq \mu < 0$ and has a unique stable periodic solution for $0 < \mu < \text{some } c$. This bifurcation is called a Hopf bifurcation. Figure 3 shows some phase portraits associated with this bifurcation.

In n -dimensions we may write in addition, $\frac{dx_i}{dt} = -x_i, i = 3, \dots, n, x = x_1, y = x_2$.

Remark 3: Because our bifurcations start with a stable equilibrium, only supercritical bifurcations occur. See section 5.

Section 3: Bifurcation analysis of a three gene network.

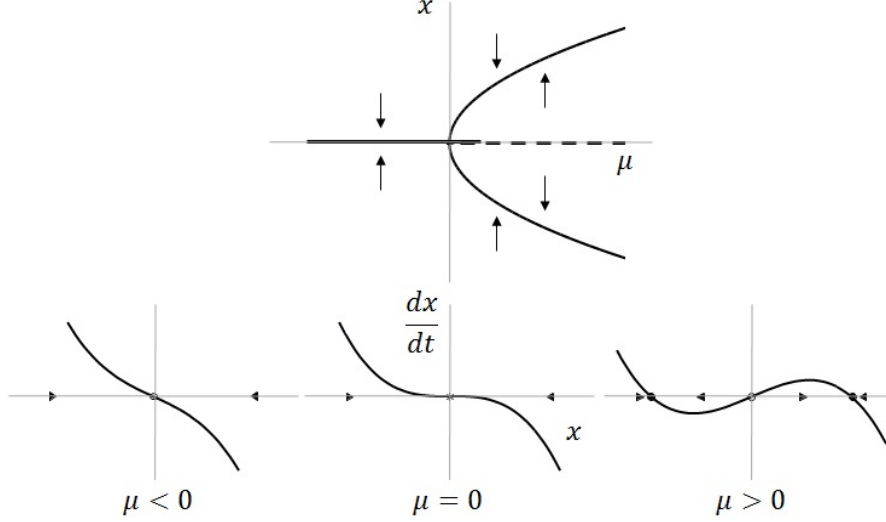


FIGURE 2. Pitchfork bifurcation (supercritical) diagram for $\frac{dx}{dt} = \mu x - x^3$. Top: The vertical axis is $x(\mu)$, the equilibria. Solid lines represent stable, while the dotted line represents unstable. Bottom: Three cases of μ . For $\mu < 0$ there is a single stable fixed point at $x = 0$. When $\mu = 0$ there is still a single stable fixed point at $x = 0$. For $\mu > 0$, $x = 0$ is unstable, and flanked by two stable fixed points at $x = \pm\sqrt{\mu}$.

Here we give a mathematical framework for the Repressilator [1] and the Toggle switch [2], since oscillators and switches are common mechanisms of gene regulation. The Repressilator is a synthetic biological circuit consisting of three genes that inhibit each other in a cyclic way, and the Toggle is a network of two mutually inhibitory genes that acts as a switch. Here we describe a three gene Toggle, defined as a network of two mutually inhibitory genes and one excitatory gene. The toggle and pitchfork bifurcations each produce two stable equilibria. In addition, toggle can have inter-change of the pair of equilibria. Our work captures the Repressilator and the first aspect of the toggle in the context of three genes, as shown in Equation 8, with a schematic diagram shown in Figure 4.

We are studying a network cycle of order three.

The model is described by ordinary differential equations of the form:

$$(6) \quad \begin{aligned} \frac{dx}{dt} &= F(z) - ax \\ \frac{dy}{dt} &= G(x) - by \\ \frac{dz}{dt} &= H(y) - cz \end{aligned}$$

$x, y, z \in \mathbb{R}^+$, and $a, b, c > 0$ are degradation constants. Here F, G , and H are Hill functions for the transcription factors shown in Figure 4. These are special case of

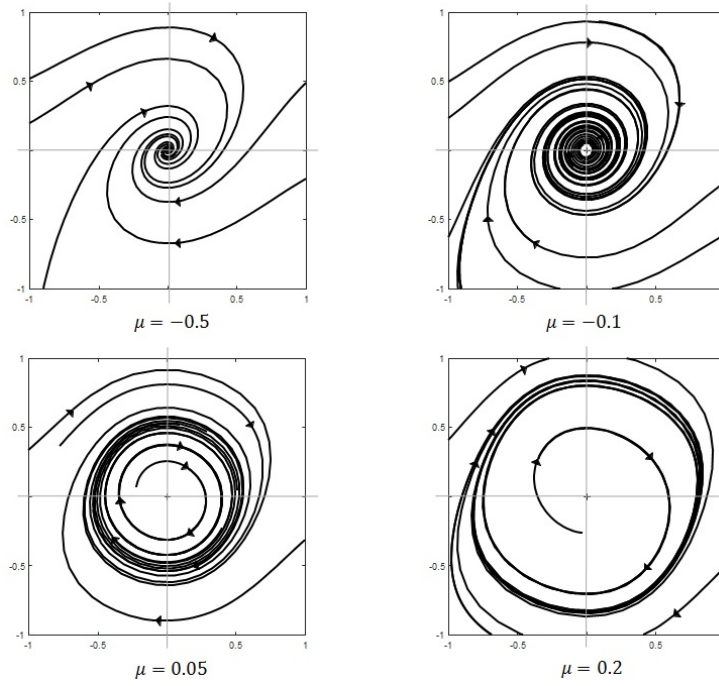


FIGURE 3. The Hopf bifurcation in the system $\frac{dx}{dt} = y - x^3 + \mu x$, $\frac{dy}{dt} = -x$.

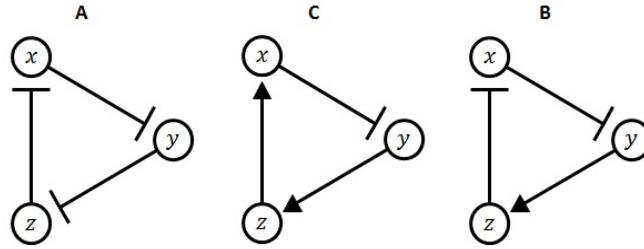


FIGURE 4. Gene circuits: A) A network with three inhibitory genes (the Repressilator). B) A network with two inhibitory genes and one excitatory gene (the 3D Toggle). C) A network with two excitatory genes and one inhibitory gene. The dynamics are the same as for network A). See below.

Equation 2 above. The Jacobian matrix J at an equilibrium (x_0, y_0, z_0) is

$$J = \begin{pmatrix} -a & 0 & F'(z_0) \\ G'(x_0) & -b & 0 \\ 0 & H'(y_0) & -c \end{pmatrix}.$$

Let $Q = F' G' H'$. $\text{Det}(J) = Q - abc$. The characteristic equation is given by $\det(J - \lambda I) = 0$. We expand the equation and obtain

$$(7) \quad (\lambda + a)(\lambda + b)(\lambda + c) = Q.$$

Previous studies [4, 5, 6, 12, 13] have assumed that the degradation constants are equal (one), but this hypothesis does not reflect biological systems and besides can lead to ill-posed numerics. In this section, we similarly take $a = b = c = \alpha$, where $\alpha = \frac{(a+b+c)}{3}$ is the mean. This is a bit closer to the biology than $a = b = c = 1$. In the subsequent section, we eliminate this assumption.

Assume that the system has a parameter μ , that for $\mu < \mu_0$ the equilibrium is stable and that it loses stability when $\mu = \mu_0$. The parameter μ enters into Equation 7; α and Q are implicit functions of μ .

The characteristic equation now is given by

$$(8) \quad (\alpha + \lambda)^3 = Q.$$

The original dichotomy of pitchfork and Hopf corresponds to $Q > 0, Q < 0$, respectively, where Q is the value at μ_0 . Let $m = \text{largest real cube root of } |Q|$.

Consider the two cases. Case 1: $Q > 0$. For example the 3D Toggle, $F' < 0, G' < 0, H' > 0$. Case 2: $Q < 0$. For example the Repressilator, $F' < 0, G' < 0, H' < 0$.

Another scenario for Case 2 (see Figure 4C) is when $F' > 0, G' > 0, H' < 0$. We will consider each case in further detail.

Case 1 ($Q > 0$). Eigenvalues at the equilibrium (x_0, y_0, z_0) corresponding to the bifurcation value μ_0 are given by:

$$\lambda_1 = -\alpha + m, \lambda_2 = -\alpha - \frac{1}{2}m + \frac{1}{2}i\sqrt{3}m, \lambda_3 = -\alpha - \frac{1}{2}m - \frac{1}{2}i\sqrt{3}m.$$

Remark 4: $\lambda_1 + \alpha, \lambda_2 + \alpha, \lambda_3 + \alpha$ are the three cube roots of Q . Points $\lambda_i + \alpha$ lie on a circle of radius m . Figure 5A illustrates these corresponding points in a circle of radius one.

Now we investigate the structure of the eigenvalues carefully. When $m < \alpha$, then $\lambda_1 < 0$ and the real part of $\lambda_2, \lambda_3 < 0$. When $m = \alpha$, then $\lambda_1 = 0$, real part of $\lambda_2, \lambda_3 < 0$ (since $-\alpha - \frac{1}{2}m < 0$). If $m > \alpha$ then $\lambda_1 > 0$ and the real part of $\lambda_2, \lambda_3 < 0$. Hence, Theorem 1 is satisfied and the bifurcation is a pitchfork.

Case 2 ($Q < 0$). Eigenvalues at the equilibrium (x_0, y_0, z_0) are given by:

$$\lambda_1 = -\alpha - m, \lambda_2 = -\alpha + \frac{1}{2}m + \frac{1}{2}i\sqrt{3}m, \lambda_3 = -\alpha + \frac{1}{2}m - \frac{1}{2}i\sqrt{3}m.$$

Figure 5B and C illustrates the points $\lambda_1 + \alpha, \lambda_2 + \alpha$, and $\lambda_3 + \alpha$ corresponding to points in a circle of radius one.

We again investigate the structure of the eigenvalues. When $\frac{m}{2} < \alpha$, then $\lambda_1 < 0$, and the real part of $\lambda_2, \lambda_3 < 0$. When $\frac{m}{2} = \alpha$, then $\lambda_1 < 0$, and λ_2, λ_3 are purely imaginary. When $\frac{m}{2} > \alpha$, then $\lambda_1 < 0$, and the real part of $\lambda_2, \lambda_3 > 0$. Hence, Theorem 2 is satisfied and the bifurcation is a Hopf.

Here, we have given conditions for the two bifurcations for the 3 gene network.

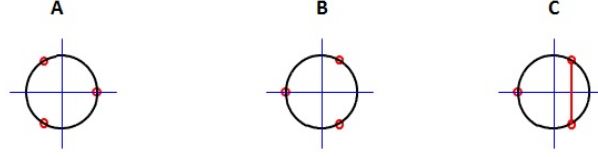


FIGURE 5. Two main bifurcations from a stable equilibrium for the three gene network. A: $Q > 0$ (pitchfork bifurcation), B: $Q < 0$ (Hopf bifurcation). C: illustration of the Hopf bifurcation point. The radius of the circle is one and the marked points are the cube roots of 1 in A and of -1 in B.

We emphasize that this picture and these results depend on the unrealistic hypothesis (as in the literature) that $a = b = c$. In the next section we eliminate this hypothesis and exhibit the refined results in Theorem 3.

Remark 5: The original toggle switch consisted of two genes [9], which can be described by

$$\begin{aligned}\frac{dx}{dt} &= F(y) - ax \\ \frac{dy}{dt} &= G(x) - by.\end{aligned}$$

The Jacobian matrix J at an equilibrium (x_0, y_0) is

$$J = \begin{pmatrix} -a & F'(y_0) \\ G'(x_0) & -b \end{pmatrix}.$$

In this case $F' < 0, G' < 0$. Let $Q = F'G'$, thus $Q > 0$. Theorem 1 is satisfied and the bifurcation is a pitchfork, if $\det(J) = 0$ where $\det(J) = ab - Q$.

Furthermore, the characteristic equation at the point of bifurcation is given by

$$(\lambda + a)(\lambda + b) = Q.$$

Eigenvalues at the equilibrium (x_0, y_0) are given by:

$$\begin{aligned}\lambda_1 &= -\frac{1}{2}(a + b) + \frac{1}{2}\sqrt{(a - b)^2 + 4Q} \\ \lambda_2 &= -\frac{1}{2}(a + b) - \frac{1}{2}\sqrt{(a - b)^2 + 4Q}.\end{aligned}$$

When $Q = ab$, $\lambda_1 = 0$ and $\lambda_2 < 0$.

Section 4: $n = 3$; we remove the condition $a = b = c$.

The Jacobian matrix J at an equilibrium (x_0, y_0, z_0) of the system at μ_0 is

$$J = \begin{pmatrix} -a & 0 & F' \\ G' & -b & 0 \\ 0 & H' & -c \end{pmatrix}.$$

Let $Q = F' G' H'$ and note that the determinant of $J = Q - abc$. The characteristic equation is given by

$$(9) \quad (\lambda + a)(\lambda + b)(\lambda + c) = Q.$$

If we assume that there is a Hopf bifurcation at μ_0 , then a solution of Equation 9 is a purely imaginary complex number and $Q < abc$. We may write this solution in the form $\gamma\sqrt{-1}$, $\gamma > 0$. Substituting this solution into the characteristic equation, we get the following

$$(10) \quad (\gamma\sqrt{-1} + a)(\gamma\sqrt{-1} + b)(\gamma\sqrt{-1} + c) = Q.$$

Taking the real part of Equation 10 we get

$$(11) \quad \begin{aligned} &-(a + b + c)\gamma^2 + abc - Q = 0 \\ &\gamma^2 = \frac{abc - Q}{(a + b + c)} > 0 \end{aligned}$$

Taking the imaginary part of Equation 10 we get

$$(12) \quad \begin{aligned} &-i\gamma^3 + iab\gamma + iac\gamma + ibc\gamma = 0 \\ &\gamma^2 = ab + ac + bc \end{aligned}$$

From Equations 11 and 12, we obtain

$$(13) \quad \begin{aligned} &ab + ac + bc = \frac{abc - Q}{(a + b + c)} \\ &\text{or } Q = -2abc - (a^2b + a^2c + ab^2 + ac^2 + b^2c + bc^2) \end{aligned}$$

Equation 13 is a necessary condition for Equation 9 to have a pair of pure imaginary numbers as a solution.

Proposition 1: a) If there is a Hopf bifurcation at the equilibrium, then $abc - Q > 0$. From the above equations, $Q = -2abc - (a^2b + a^2c + ab^2 + ac^2 + b^2c + bc^2)$. b) Let λ_1 be the third eigenvalue; $\lambda_1 = \frac{\det(J)}{\gamma^2}$, since the product of the eigenvalues is the determinant of J . Thus, $\lambda_1 < 0$.

On the other hand suppose we are given a, b, c , and $\det(J) < 0$ from the three gene problem (Equation 6). If they satisfy Equation 13, then by taking $\gamma > 0$ as in Equation 12 and λ_1 as in Proposition 1b, then it follows that the eigenvalues are $\pm\gamma\sqrt{-1}$ and $\lambda_1 < 0$. This satisfies the hypothesis for the Hopf bifurcation. We have proved following theorem.

Theorem 3. Consider Equation 9 and

$$(14) \quad (-2abc - (a^2b + a^2c + ab^2 + ac^2 + b^2c + bc^2)) < Q < abc.$$

If Q is in the above range in Equation 14, then there is no bifurcation. The dynamic is that of a stable equilibrium. On the other hand, if Q equals the lower limit there is a Hopf bifurcation, and if Q equals the upper limit there is a Pitchfork bifurcation.

Section 5. N-dimensional theory.

Here we assemble some facts for the n -dimensional case. This is some background for the problem of extending Theorem 3 to n genes.

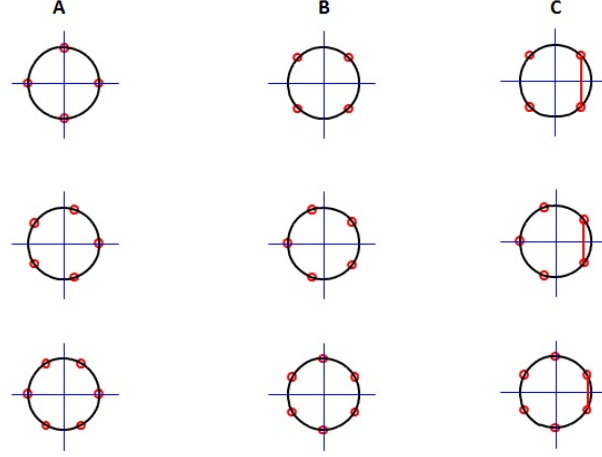


FIGURE 6. Two main bifurcations from a stable equilibrium. Column A: $Q > 0$ (pitchfork bifurcation), Column B: $Q < 0$ (Hopf bifurcation). Column C: illustration of the Hopf bifurcation point. Rows show dimensions 4, 5 and 6 from top to bottom. The radius of the circle is one and the marked points are the cube roots of 1 column A and of -1 in B and C.

Network cycle of order n . The model is described by ordinary differential equations of the form:

$$(15) \quad \begin{aligned} \frac{dx_1}{dt} &= F_1(x_n) - \alpha_1 x_1 \\ \frac{dx_2}{dt} &= F_2(x_1) - \alpha_2 x_2 \\ &\vdots \\ \frac{dx_n}{dt} &= F_n(x_{n-1}) - \alpha_n x_n \end{aligned}$$

Let $Q = \prod F'_i$ and note that the determinant of $J = -1^n \times Q - \prod \alpha_i$. The characteristic equation for a n -dimensional system can be written

$$(16) \quad -1^n \prod_i^n (\lambda + \alpha_i) + Q = 0,$$

where each α_i represents the absolute value of a diagonal term in J , and is a degradation constant as in Equation 2. If we replace α_i 's with the mean, that is $\alpha = \frac{1}{n} \sum_i \alpha_i$, then Equation 6 is simplified to the form.

$$(17) \quad (\lambda + \alpha)^n = -1^{n+1} \times Q.$$

Using Equation 16, we can illustrate the two main bifurcations, as shown in Figure 6.

Poincaré-Hopf theorem for genome dynamics:

Recall our configuration space $X = \prod_{i=1}^n [0, \beta_i]$ and the genome differential equation $\frac{dx}{dt} = F(x)$, $x \in X$. Then our boundary conditions guarantee that no solution can leave X . Moreover, for each x , $F(x)$ points strictly into X . More precisely, if we ask that $F(x)$ be strictly positive on X then $F(x)$ points into the interior of X by Equation 4a and 4b. Poincaré-Hopf theorem takes the following form in this scenario.

$$\sum_{x: F(x)=0} \text{sign}(\det(J)) (x) = (-1)^n$$

J is the Jacobian at x . Examples: 1) $n = 3$, a single stable equilibrium 2) $n = 3$, the three equilibria of the pitchfork.

Note that references 9, 10, and 11 give us the justification for Theorems 1 and 2. We used Hopf and pitchfork to refer to the bifurcations known as the supercritical Hopf and the supercritical pitchfork, since these are the only types of bifurcations that occur under our hypothesis. Our genericity hypothesis also guarantees that the appropriate third order derivatives are non zero. For example, for the pitchfork in Section 3, Case 1, use $\frac{dx}{dt} = F(x)$ and Equation 6. We define a real valued function of a real variable, $\langle F(x), v \rangle$, where v is the eigenvector corresponding to the smallest eigenvalue of J at (x_0, y_0, z_0, μ_0) . The "appropriate third order derivative" is just the third derivative of this function at (x_0, y_0, z_0, μ_0) .

Remark 6: A self-loop for gene g can be included in our framework by introducing an artificial new node h and edges g to h and h to g .

Remark 7: Proposition. At a stable equilibrium in odd dimensions, $\det(J) < 0$ and in even dimensions $\det(J) > 0$.

While the original results by Hopf (1942) give conditions for the local existence of periodic orbits, a series of papers by York and colleagues focused on the global continuation of periodic orbits [15, 16]. Furthermore, in a paper by Mees and Chua that derived a frequency-domain version of the Hopf Bifurcation theorem, it was noted that though the Hopf theorem only makes predictions locally, "experience tends to confirm that predictions often remain qualitatively correct even when the system is very far from bifurcation" [17].

A challenging problem is to demonstrate mathematically the existence of a global stable oscillator in the Repressilator. Its existence has been shown computationally [6]. The work of York and colleagues [15, 16] may provide a framework for this problem.

Conclusion:

In this work, we constructed a network for the genome, and defined the concept of a core and layering in the network. Then we constructed a dynamical system on gene expression levels from the network. For these dynamics we investigated the two main bifurcations from a stable equilibrium. Last, we presented preliminary work toward understanding the bifurcations in n -dimensions. We envision that this work will contribute to a deeper understanding of the genome and its controllability.

REFERENCES

- [1] Monod J, Jacob F (1961) General conclusions: Teleonomic mechanisms in cellular metabolism, growth, and differentiation, Cold Spring Harb. Symp. Quant. Biol. 26: 389-401.
- [2] Davis RL, Weintraub H, & Lassar A (1987) Expression of a single transfected cDNA converts fibroblasts into myoblasts. Cell 51:987-1000
- [3] Takahashi K, Yamanaka S (2006) Induction of pluripotent stem cells from mouse embryonic and adult fibroblast cultures by defined factors. Cell 126: 663-676.
- [4] Elowitz MB, Leibler S (2000) A synthetic oscillatory network of transcriptional regulators. Nature 403: 335-338.
- [5] Gardner TS, Cantor CR, Collins JJ (2000) Construction of a genetic toggle switch in Escherichia coli Nature 403: 339-342.
- [6] Roderick E, Glass L (2014) Dynamics in Genetic Networks, The American Mathematical Monthly. 121 (9): 793-809.
- [7] Alon U (2006). An Introduction to Systems Biology: Design Principles of Biological Circuits (Boca Raton, FL: Chapman & Hall/CRC Press).
- [8] Hirsch MW, Smale S (1974) Differential Equations, Dynamical Systems, and Linear Algebra (Academic Press).
- [9] Guckenheimer J, Holmes P (2002) Nonlinear Oscillations, Dynamical Systems, and Bifurcations of Vector Fields (Springer, New York).
- [10] Kuznetsov YA (1998) Elements of applied bifurcation theory, New York, NY: Springer-Verlag, second edition.
- [11] Marsden JE, McCracken M (1976) The Hopf Bifurcation and Its Applications. Applied Mathematical Sciences. Vol.19. Springer-Verlag , New York, NY.
- [12] Ojalvo GJ, Elowitz MB, Strogatz S (2004) Modeling a synthetic multicellular clock: Repressilators coupled by quorum sensing. Proc Natl Acad Sci USA 101: 10955-10960
- [13] Buse O, Kuznetsov A, Pérez R (2009) Existence of limit cycles in the repressilator equation Int. J. Bifurcation Chaos 19: 4097-4106.
- [14] Hopf E (1942) Abzweigung einer periodischen Lösung von einer stationären Lösung eines Differentialsystems. Ber Math Phys Kl Sachs Akad Wiss Leipzig, 94:1-22.
- [15] Alexander JC, Yorke JA (1978) Global bifurcations of periodic orbits. Amer J Math, 100 (2):263-292.
- [16] Mallet-Paret J, Yorke JA (1982) Snakes: Oriented families of periodic orbits, their sources, sinks, and continuation. J Differ Equations, 43: 419- 450.
- [17] Mees AI, Chua LO (1979) The Hopf bifurcation theorem and its applications to nonlinear oscillations in circuits and systems. IEEE Trans. Circ. Syst. 26: 235-54.

UNIVERSITY OF MICHIGAN

E-mail address: `indikar@umich.edu`

CITY UNIVERSITY OF HONG KONG

E-mail address: `smale@cityu.edu.hk`