

Nuclear rotation in the continuum

K. Fossez,¹ W. Nazarewicz,^{2,3} Y. Jaganathen,¹ N. Michel,⁴ and M. Płoszajczak⁴

¹NSCL/FRIB Laboratory, Michigan State University, East Lansing, Michigan 48824, USA

²Department of Physics and Astronomy and NSCL/FRIB Laboratory,
Michigan State University, East Lansing, Michigan 48824, USA

³Institute of Theoretical Physics, Faculty of Physics, University of Warsaw, Warsaw, Poland

⁴Grand Accélérateur National d'Ions Lourds (GANIL),
CEA/DSM - CNRS/IN2P3, BP 55027, F-14076 Caen Cedex, France

(Dated: October 10, 2018)

Background: Atomic nuclei often exhibit collective rotational-like behavior in highly excited states, well above the particle emission threshold. What determines the existence of collective motion in the continuum region, is not fully understood.

Purpose: In this work, by studying the collective rotation of the positive-parity deformed configurations of the one-neutron halo nucleus ¹¹Be, we assess different mechanisms that stabilize collective behavior beyond the limits of particle stability.

Method: To solve a particle-plus-core problem, we employ a non-adiabatic coupled-channel formalism and the Berggren single-particle ensemble, which explicitly contains bound states, narrow resonances, and the scattering continuum. We study the valence-neutron density in the intrinsic rotor frame to assess the validity of the adiabatic approach as the excitation energy increases.

Results: We demonstrate that collective rotation of the ground band of ¹¹Be is stabilized by (i) the fact that the $\ell = 0$ one-neutron decay channel is closed, and (ii) the angular momentum alignment, which increases the parentage of high- ℓ components at high spins; both effects act in concert to decrease decay widths of ground-state band members. This is not the case for higher-lying states of ¹¹Be, where the $\ell = 0$ neutron-decay channel is open and often dominates.

Conclusion: We demonstrate that long-lived collective states can exist at high excitation energy in weakly bound neutron drip-line nuclei such as ¹¹Be.

PACS numbers: 21.60.Cs, 21.10.Re, 21.10.Tg, 24.10.Eq

Introduction. – Studies of exotic nuclei far from the valley of beta-stability reveal novel features, such as the formation of halo structures [1, 2], near-threshold clustering effects [3–6], and presence of new types of correlations [7]. In all these cases, the atomic nucleus exhibits properties characteristic of an open quantum system, whose properties are dramatically altered by the coupling to scattering and reaction channels [8].

While the impact of reaction channels on nuclear structure has been recognized [9], the fact that some highly excited nuclear excitations can be interpreted in terms of nuclear clusters and nuclear molecules [3, 4] that experience collective motions such as rotations and vibrations, is quite astonishing. The success of the collective model of atomic molecules relies on the validity of the adiabatic Born-Oppenheimer approximation [10] that relies on the vast difference between time scales for single-electron and ionic motions. However, when it comes to atomic nuclei, the time separation between single-nucleon and collective motion is small, and the adiabatic approximation is expected to be badly violated [11]. How come, therefore, that a highly excited state, undergoing rapid particle emission, can be viewed in simple geometric or algebraic terms involving rotating or vibrating fields, or potentials, common for all nucleons? An excellent recent example is offered by the spectrum of ¹²C discussed

in the geometric/algebraic language of three α -particle arrangements [12].

Whether a broad feature observed in scattering experiments can be understood in terms of a nucleus, or a nuclear state, is a subject to ongoing debate. Consider the single-particle time scale. The average time it takes a nucleon to go across a light nucleus ($A \approx 10$) and come back can be roughly estimated at $T_{s.p.} \approx 1.3 \cdot 10^{-22}$ sec [13], and corresponds to the time scale needed to create the nuclear mean field. If one relates the half-life of the unbound nuclear state to its decay width Γ through $T_{1/2} = \ln(2)\hbar/\Gamma$, one is tempted to conclude that broad scattering features with $T_{1/2} < T_{s.p.}$ (or $\Gamma > 3.5$ MeV for $A \approx 10$) can hardly be interpreted in terms of nuclear states [14]. Of course, there is no sharp borderline that separates *bona fide* nuclear states from broad features seen in scattering experiments, and this often results in interpretational difficulties [15]. To cloud the issue even more, a quantitative experimental characterization of broad resonances, embedded in a large non-resonant background, is not always possible. For instance, the extraction of experimental widths is usually model-based and relies on approximations [16, 17]. As discussed in Ref. [15], many theoretical descriptions of collective states in the continuum [18, 19] employ bound-state techniques using localized wave functions; those have limited applicability when it comes to

unbound states and broad resonances in particular.

The purpose of this work is to shed light on the notion of nuclear collective motion in the continuum. Ideally, to address this question, one should use a microscopic many-body approach that allows the cluster degrees of freedom to naturally emerge from the A -body problem in the open-system formulation [20–22]. The purpose of this work, however, is not to solve the many-body problem in its full glory with the inclusion of continuum space, but rather to gain insight into the notion of collective resonances by inspecting a simple case. To this end, we use a schematic particle-plus-core coupled-channel approach, based on the Berggren ensemble [23]. This model explicitly contains bound states, resonances and complex-energy scattering states, i.e., all ingredients needed to describe the coupling to the one-nucleon continuum, and it also allows for a simple explanation in terms of familiar geometrical terms. In a similar context, this approach has been applied successfully to the description of the resonant spectrum of the dipolar anion [24], which can be considered as an extreme one-electron halo. It has been shown that below the dissociation threshold, the motion of the valence electron is strongly coupled to the collective rotation of the molecule, forming rotational states. Above the ionization threshold, however, a rapid decoupling of the electron’s motion from the rotational motion of the molecule takes place, thus leading to a disappearance of a collective rotational band. This observation begs the question whether such a demise of collective rotation could also be expected in nuclear halo systems. Here, we investigate qualitatively the existence of nuclear rotational states in the continuum of the deformed one-neutron halo nucleus ^{11}Be .

Model and parameters – To solve a problem of a particle coupled to a collective core, we apply the non-adiabatic coupled-channel method of Refs. [25–28] originally developed in the context of deformed proton emitters. We assume that the positive-parity ground-state band of ^{11}Be can be viewed as a weakly-bound/unbound neutron coupled to a deformed core of ^{10}Be [29, 30]. The exact form of the deformed pseudo-potential representing the neutron-core interaction is not essential for the purpose of our qualitative discussion, as long as the one-neutron threshold is reproduced. Here we approximate it by a deformed Woods-Saxon (WS) potential with a spherical spin-orbit term [26]. The total angular momentum of the system is $\hat{J} = \hat{j} + \hat{j}_r$, where $\hat{j} = \hat{\ell} + \hat{s}$ is the angular momentum of the valence nucleon and \hat{j}_r is that of the rotor.

In the coupled-channel (CC) formalism, eigenstates of the decaying nucleus $|\Psi^{J^\pi}\rangle$ are expanded in the basis of channel wave functions labeled by channel quantum numbers $c = (\ell j j_r)$. Each channel state is given by the cluster radial wave function $u_c(r)/r$ representing the relative radial motion of the particle and the core, and the

orbital-spin part $|j(\ell, s)j_r; JM_J\rangle$.

The CC equations for $u_c(r)$ are:

$$\left[-\frac{\hbar^2}{2\mu} \frac{d^2}{dr^2} + \frac{\hbar^2 \ell(\ell+1)}{2\mu r^2} + V_{c,c}^J(r) - Q(J^\pi, j_r) \right] u_c^{J^\pi}(r) + \sum_{c' \neq c} V_{c,c'}^J(r) u_{c'}^{J^\pi}(r) = 0, \quad (1)$$

where $V_{c,c}^J$ is the diagonal part of the neutron-core potential, $Q(J^\pi, j_r) = E^{J^\pi} - E_d^{j_r}$ is the energy of the particle decaying from the state E^{J^π} of the parent nucleus to the state $E_d^{j_r}$ of the daughter system, and $V_{c,c'}^J(r)$ are the off-diagonal coupling terms.

The CC equations (1) can be solved using the Berggren expansion method (BEM) [24, 31]. This approach has been benchmarked in Ref. [31] by using the traditional technique of direct integration of CC equations (DIM), which is fairly accurate for well localized states, but less accurate for unbound Gamow states or when a large number of channels is considered. Indeed, the DIM and BEM results are very close for the bound ground state and low-lying narrow resonances, but for broader resonant states the BEM predicts smaller energies and widths; hence, it is favored by the generalized variational principle. Moreover, the DIM requires a starting point for the integration that is close to the final eigenenergy, otherwise it can sometimes exhibit a divergent behavior, and the search for a good starting point has to be carried out for all individual eigenstates of interest, while in the BEM the whole spectrum is obtained in one diagonalization. Finally, BEM calculations are much faster, especially for a large number of channels. For instance, for the $7/2^+$ yrast state of ^{11}Be with $\ell_{\text{max}} = 6$ (22 channels), the time required by the DIM to solve the CC equations is over three orders of magnitude longer than in the BEM.

In the present case, a Berggren basis is built for each partial wave (ℓ, j) , from the discrete solutions of the diagonal part of Eq. (1) with outgoing boundary conditions. The off-diagonal matrix elements $V_{c,c'}^J$ are calculated using the exterior complex-scaling technique [32, 33].

The rotational structure of nuclear states can be interpreted in terms of the internal density of the valence particle in the core reference frame. Here we assume that the core is associated with the rigid rotor axially deformed around the z -axis. When expressed in the deformed reference frame, the eigenstates $|\Psi^{J^\pi}\rangle$ can be expanded in the basis $|\Psi_K^{J^\pi}\rangle$, where K is the projection of the total angular momentum J on the symmetry axis in the core frame. The density $\rho_{JK}(r, \theta)$ is calculated as an average over all orientations of the density operator [24]. The total density is then obtained by summing up of all K -components. If only one K -component is nonzero, K becomes a good quantum number and the strong coupling (adiabatic) limit is strictly obeyed [25, 26, 28, 34]; the resulting density is referred to as the *intrinsic density*.

Coupled-channel equations were solved up to a maximal radius of $R_{\max} = 30$ fm and the rotation radius for the exterior complex-scaling $R_{\text{rot}} = 15$ fm. Complex-energy scattering states entering in the Berggren basis are selected along a contour in the complex momentum plane defined by three segments connecting the points $(0,0)$, $(0.2, -0.2)$, $(0.5, 0)$, and $(2, 0)$; all in fm^{-1} . The contour has been discretized with 60 points using a Gauss-Legendre quadrature. Since the rotational bands in question have positive parity, we took partial waves with $\ell = 0, 2, 4, 6$ in the Berggren ensemble, and the maximum angular momentum of the core that was large enough to guarantee that the number of included states in the ground-state band of the daughter nucleus would not impact the calculated widths [24, 26]. In order to partly satisfy the Pauli principle between core and valence particles, the core neutron $0s_{1/2}$ shell has been excluded in the construction of the CC basis [35]. We checked that with this choice of parameters, the solutions of CC equations are perfectly stable.

For the energies of the core nucleus $E_d^{j_r^\pi}$, we took the known experimental $j_r^\pi = 0^+, 2^+$, and 4^+ members of the ground-state band of ^{10}Be [36]. The higher-lying band members are approximated by means of the rigid rotor expression with the moment of inertia corresponding to the 4^+ level. In the following discussion, we ignore the particle width of the core states with $j_r \geq 4$. (Experimentally the 2_1^+ state in ^{10}Be is particle-bound, and the 4_1^+ level has a fairly small width of 121 keV.)

The parameters of the deformed pseudo-potential have been fitted to the $1/2^+$ and $5/2^+$ members of the yrast band of ^{11}Be [36]. We have checked that these states collapse to the same band-head energy in the adiabatic limit ($I \rightarrow \infty$), i.e., they are members of the same rotational band. It is worth noting that the location of higher-lying band members is very uncertain, although candidates for the $3/2_1^+$, $7/2_1^+$, and $9/2_1^+$ states have been suggested [37, 38]. The optimized parameters of the WS pseudo-potential are: radius $R_0 = 2.08$ fm; diffuseness $a = 1.1$ fm; strength $V_0 = -59.36$ MeV; spin-orbit strength $V_{\text{so}} = 15.09$ MeV; and quadrupole deformation $\beta_2 = 0.53$. We have checked that the general conclusions of our study are independent on the precise values of these parameters, as long as the one-neutron threshold is reproduced. For instance, similar results were obtained using $a = 0.77$ fm, $R_0 = 2.55$ fm, and $\beta_2 = 0.52$.

Results – The calculated lowest states of ^{11}Be are shown in Fig. 1. The large splitting between the favorite-signature band ($r = \exp(-i\pi J) = -i$) and unfavored band ($r = +i$) is consistent with the results of a microscopic multicluster model [30, 39] and large-scale shell model [19, 40]. It is interesting to note that $Q(J, j_r) < 0$ for $|J - j_r| = 1/2$ for the yrast states in ^{11}Be . For instance, the $3/2_1^+$ and $5/2_1^+$ levels of ^{11}Be are predicted to lie below the yrast 2^+ state of ^{10}Be . This means that the $\ell = 0$ neutron emission channel is blocked for both $r = -i$ and

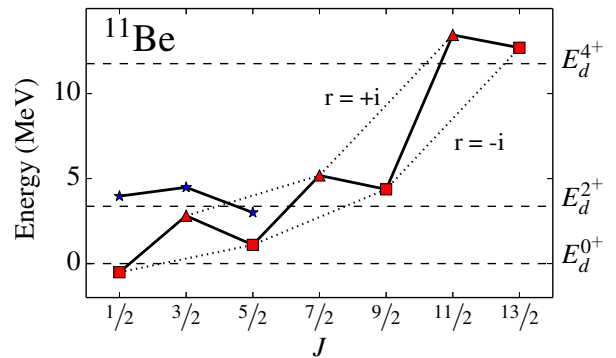


FIG. 1. (Color online) Calculated yrast bands of ^{11}Be with $J \leq 13/2$ with signature $r = -i$ (squares) and $r = +i$ (triangles) compared to the experimental ground-state band of ^{10}Be core (horizontal dashed lines). Some excited (yrare) states of ^{11}Be are marked by stars.

$r = +i$ bands.

The rotational structure of the ground-state band of ^{11}Be is revealed by looking at the weights of individual K -components of valence neutron density. It turns out that the $K = 1/2$ component is dominant in most cases; in particular for the favored band. For the $7/2^+$, $11/2^+$, and $15/2^+$ states, the $K = 5/2$ and $3/2$ components dominate. In most cases, an appreciable degree of K -mixing is predicted. This suggests that a “ $K = 1/2$ ” label often attached to this band should be taken with a grain of salt.

To get further insight into the structure of the yrast line of ^{11}Be , the density $\rho_{JK}(\mathbf{r})$ of the valence neutron in the core frame is plotted in Fig. 2 for selected states and K -components. In the adiabatic limit, we checked that all band members have indeed the same $K = 1/2$ intrinsic density shown in Fig. 2(a), whereas all $K > 1/2$ components vanish. For the favored band, for which the $K = 1/2$ component dominates, the densities $\rho_{JK=1/2}$ for $J = 9/2, 13/2$, and $17/2$ are similar to that for the $5/2^+$ state shown in Fig. 2(d). This is not the case for the $7/2^+$, $11/2^+$, and $15/2^+$ band members, which show an appreciable K -mixing. Indeed, as illustrated in Figs. 2(e) and (f), the dominant neutron distributions for the $7/2^+$ and $15/2^+$ states are very different. Figure 2 also shows that the calculated valence neutron states in ^{11}Be are all fairly well localized within the range of the neutron-core potential. We checked that this holds for the yrare states as well.

Figure 3(a) shows the (real part) of the norms $n_{\ell j} = \sum_{j_r} n_{\ell j j_r}$, from various partial waves (ℓj) to the yrast band of ^{11}Be . It is seen that the alignment pattern of the valence neutron is governed by a transition from the $s_{1/2}$ wave, which dominates at low spins, to $d_{5/2}$, which governs the rotation at higher angular momenta. In the high-spin region, $J \geq 7/2$, the yrast line of ^{11}Be can be associated with the weak coupling of neutron’s angular

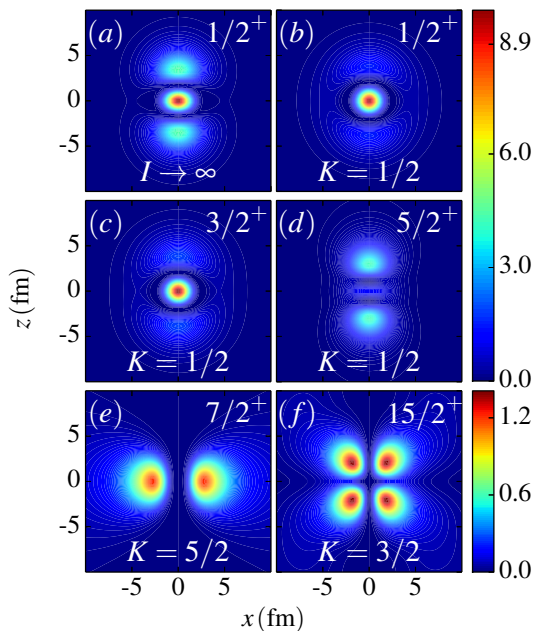


FIG. 2. (Color online) Partial densities $\rho_{JK}(\mathbf{r})$ (in 10^{-2} fm^{-3}) with $K = 1/2$ for the three first ground-state band members of ^{11}Be in panels (b), (c) and (d), and for selected states of the unfavored $r = i$ band (in 10^{-3} fm^{-3}) in panels (e) $J = 7/2, K = 5/2$ and (f) $J = 15/2, K = 3/2$. The adiabatic limit ($I \rightarrow \infty$) is shown in panel (a).

momentum, $j = 5/2$, to the angular momentum j_r of the core resulting in the full rotational alignment of \mathbf{j} with \mathbf{j}_r . Indeed, as seen in Fig. 1, the computed energies E^J of the $r = -i$ band appear close to the energies of ^{10}Be with $j_r = J - 5/2$. The higher partial waves, such as $g_{9/2}$, appear for $J > 15/2$. The structure of yrare states shown in Fig. 3(c) is dominated by $d_{5/2}$ at low spins, and by $s_{1/2}$ at higher angular momenta.

To estimate one-neutron decay rates, we compute decay widths. An accurate way to compute the total decay width is to use the so-called current expression [26, 27, 41], that gives $\Gamma = \sum_c \Gamma_c(r)$ in terms of partial widths from the channel wave functions. We checked that in every case considered the value of Γ obtained from the current expression agrees with the eigenvalue estimate $-2\text{Im}(E^{J^\pi})$ and that the values of $\Gamma_c(r)$ are stable at $r = R_{\text{max}}$.

The calculated one-neutron widths corresponding to different partial waves are shown in panels (b) and (d) of Fig. 3. As discussed earlier, the s -wave neutron decay is blocked in the ground band of ^{11}Be . Consequently, the neutron widths of yrast states are primarily governed by $\ell = 2$ waves. Moreover, because of the weak coupling of the valence neutron to the core states, the Q -values for the neutron decay of the favorite band is small in the $d_{5/2}$ channel. As a result, the states in the favorite yrast band of ^{11}Be are predicted to have small neutron widths of the order of 200 keV. In the case of the unfavored

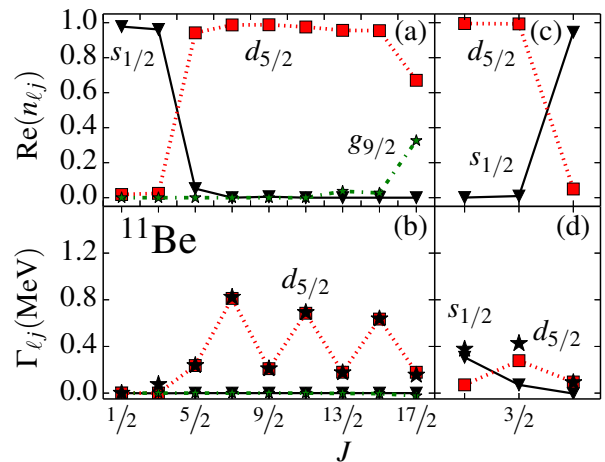


FIG. 3. (Color online) Contribution from different partial waves (ℓj) to the norms (top) and widths $\Gamma_{\ell j} = \sum_{j_r} \Gamma_{\ell j j_r}$ (bottom) of different states of the ground-state band of ^{11}Be (left) and yrare states (right). The total widths are marked by stars.

band, the neutron widths are larger, around $\Gamma = 0.7 \text{ MeV}$. This result demonstrates that angular momentum alignment can stabilize collective behavior in highly excited yrast states of a neutron drip-line system. The underlying mechanism is similar to that discussed in Ref. [42] in the context of the cranking description of rotational properties of neutron drip-line nuclei. Due to the Coriolis force, high- ℓ orbits responsible for angular momentum alignment become occupied at high spins at the expense of low- ℓ states. The latter govern halo properties and particle decay; the former are well localized within the nuclear volume because of their large centrifugal barrier.

The non-resonant continuum does impact the predicted widths of broader resonances. This is illustrated in Fig. 4, which displays the partial wave contributions to the total width for the $7/2_1^+$ state. The calculations were performed for $\ell_{\text{max}} = 6$ using the flux formula in BEM, in both the full space and the pole space, in which the non-resonant contour is ignored and the basis completeness is broken. It is seen that removing the non-resonant part from the Berggren ensemble yields a width that is about 17% larger than the value obtained in the full basis. Similar shifts can be observed for other states.

The above discussion does not hold for excited (yrare) states of ^{11}Be with $J = 1/2$ and $3/2$, for which the $\ell = 0$ channel is not blocked. As seen in Fig. 3(d), the total widths of those states is predicted to be around 0.4 MeV, and it is even totally dominated by $s_{1/2}$ for $J = 1/2$. For the $J = 5/2$ yrare state, the $\ell = 0$ channel is blocked again; hence, its width is small.

Conclusion – We have investigated the existence of rotational bands embedded in the particle continuum using a non-adiabatic particle-plus-core model. As case in point, we considered the yrast band of the one-neutron

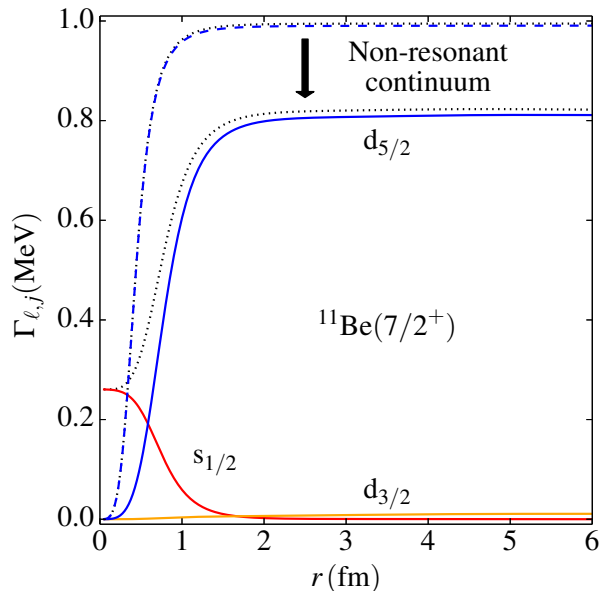


FIG. 4. (Color online) Partial wave contribution to the width of the $7/2^+$ yrast state of ^{11}Be . Continuous and dashed lines correspond to the full and pole space calculations, respectively. The total width is indicated with dotted line in both cases.

halo nucleus ^{11}Be built upon the $J^\pi = 1/2^+$ ground state. We show that strong Coriolis effects result in a rotational alignment of the valence neutron. Owing to their large ℓ -content, and the fact that low- ℓ channels are blocked, the levels forming the yrast line of ^{11}Be are expected to have small one-neutron widths: the neutron decay is predicted to proceed primarily via the unfavored sequence. While our conclusions have been obtained by means of a schematic model, they nicely complement large-scale no-core shell model calculations [19, 40], in which a decoupled $K^\pi = 1/2^+$ band appears in ^{11}Be viewed as an 11-body closed quantum system. Our results suggest that the coupling to the one-neutron continuum will play a minor role in the microscopic description of the yrast sequence. This is not the case for the yrare states of ^{11}Be , for which the s -wave decay is allowed. Here, the neutron widths can be large and continuum coupling effects – appreciable. Unlike in the case of dipolar anions, where the valence electron density in unbound states can be extremely diffused due to the shallowness of the electron-molecule pseudopotential, the calculated valence neutron states in ^{11}Be are fairly well localized within the range of the neutron-core potential.

In summary, we demonstrated that collective states can exist at high excitation energy in weakly bound neutron drip-line nuclei such as ^{11}Be . The calculated decay widths of those states can be narrow, and the resulting half-lives can be long compared to the single-particle time scale. This justifies the use of a geometric picture in such cases. However, whether the notion of collective nuclear

states applies to very broad resonances with $T_{1/2} < T_{s.p.}$ is still under discussion. This matter will be a subject of forthcoming investigations.

Useful discussions with Eduardo Garrido, Michael Thoennessen, and Ian Thompson are gratefully acknowledged. This material is based upon work supported by the U.S. Department of Energy, Office of Science, Office of Nuclear Physics under award numbers DE-SC0013365 (Michigan State University) and DE-FG02-10ER41700 (French-U.S. Theory Institute for Physics with Exotic Nuclei).

-
- [1] A. S. Jensen, K. Riisager, D. V. Fedorov, and E. Garrido, *Rev. Mod. Phys.* **76**, 215 (2004).
 - [2] I. Tanihata, H. Savajols, and R. Kanungo, *Prog. Part. Nucl. Phys.* **68**, 215 (2013).
 - [3] W. von Oertzen, M. Freer, and Y. Kanada-En'yo, *Phys. Rep.* **432**, 43 (2006).
 - [4] M. Freer, *Rep. Prog. Phys.* **70**, 2149 (2007).
 - [5] J. Okołowicz, W. Nazarewicz, and M. Płoszajczak, *Fortschr. Phys.* **61**, 66 (2013).
 - [6] J. Okołowicz, M. Płoszajczak, and W. Nazarewicz, *Prog. Theor. Phys. Supp.* **196**, 230 (2012).
 - [7] M. Matsuo and T. Nakatsukasa, *J. Phys. G* **37**, 064017 (2010).
 - [8] N. Michel, W. Nazarewicz, J. Okołowicz, and M. Płoszajczak, *J. Phys. G: Nucl. Part. Phys.* **37**, 064042 (2010).
 - [9] N. Michel, W. Nazarewicz, M. Płoszajczak, and T. Vertse, *J. Phys. G* **36**, 013101 (2009).
 - [10] M. Born and R. Oppenheimer, *Ann. Physik (Leipzig)* **389**, 457 (1927).
 - [11] W. Nazarewicz, *Nucl. Phys. A* **557**, 489 (1993).
 - [12] D. J. Marín-Lámbarrri, R. Bijker, M. Freer, M. Gai, T. Kokalova, D. J. Parker, and C. Wheldon, *Phys. Rev. Lett.* **113**, 012502 (2014).
 - [13] V. I. Goldanskii, *Ann. Rev. Nucl. Sci.* **16**, 1 (1966).
 - [14] M. Thoennessen, *Rep. Prog. Phys.* **67**, 1187 (2004).
 - [15] E. Garrido, A. S. Jensen, and D. V. Fedorov, *Phys. Rev. C* **88**, 024001 (2013).
 - [16] H. O. U. Fynbo, R. Álvarez-Rodríguez, A. S. Jensen, O. S. Kirsebom, D. V. Fedorov, and E. Garrido, *Phys. Rev. C* **79**, 054009 (2009).
 - [17] K. Riisager, H. Fynbo, S. Hyldegaard, and A. Jensen, *Nucl. Phys. A* **940**, 119 (2015).
 - [18] S. Pastore, R. B. Wiringa, S. C. Pieper, and R. Schiavilla, *Phys. Rev. C* **90**, 024321 (2014).
 - [19] M. A. Caprio, P. Maris, and J. P. Vary, *Phys. Lett. B* **719**, 179 (2013).
 - [20] G. Hagen, M. Hjorth-Jensen, and N. Michel, *Phys. Rev. C* **73**, 064307 (2006).
 - [21] S. Quaglioni, P. Navrátil, R. Roth, and W. Horiuchi, *J. Phys.: Conf. Ser.* **402**, 012037 (2012).
 - [22] G. Papadimitriou, J. Rotureau, N. Michel, M. Płoszajczak, and B. R. Barrett, *Phys. Rev. C* **88**, 044318 (2013).
 - [23] T. Berggren, *Nucl. Phys. A* **109**, 265 (1968).
 - [24] K. Fosse, N. Michel, W. Nazarewicz, M. Płoszajczak, and Y. Jaganathen, *Phys. Rev. A* **91**, 012503 (2015).

- [25] A. T. Kruppa, B. Barmore, W. Nazarewicz, and T. Vertse, *Phys. Rev. Lett.* **84**, 4549 (2000).
- [26] B. Barmore, A. T. Kruppa, W. Nazarewicz, and T. Vertse, *Phys. Rev. C* **62**, 054315 (2000).
- [27] A. T. Kruppa and W. Nazarewicz, *Phys. Rev. C* **69**, 054311 (2004).
- [28] H. Esbensen and C. N. Davids, *Phys. Rev. C* **63**, 014315 (2000).
- [29] F. M. Nunes, I. J. Thompson, and R. C. Johnson, *Nucl. Phys. A* **596**, 171 (1996).
- [30] P. Descouvemont, *Nucl. Phys. A* **615**, 261 (1997).
- [31] K. Fosse, N. Michel, W. Nazarewicz, and M. Płoszajczak, *Phys. Rev. A* **87**, 042515 (2013).
- [32] A. M. Dykhne and A. V. Chaplik, *Sov. Phys. JETP* **13**, 1002 (1961).
- [33] B. Gyarmati and T. Vertse, *Nucl. Phys. A* **160**, 523 (1971).
- [34] C. N. Davids and H. Esbensen, *Phys. Rev. C* **69**, 034314 (2004).
- [35] S. Saito, *Prog. Theor. Phys.* **41**, 705 (1969).
- [36] <http://www.nndc.bnl.gov/ensdf/>, (2015).
- [37] W. von Oertzen, *Acta Phys. Pol. B* **29**, 247 (1998).
- [38] H. G. Bohlen, W. von Oertzen, R. Kalpakchieva, T. N. Massey, T. Dorsch, M. Milin, C. Schulz, T. Kokalova, and C. Wheldon, *J. Phys. Conf. Ser.* **111**, 012021 (2008).
- [39] P. Descouvemont, *Nucl. Phys. A* **699**, 463 (2002).
- [40] P. Maris, M. A. Caprio, and J. P. Vary, *Phys. Rev. C* **91**, 014310 (2015).
- [41] J. Humblet and L. Rosenfeld, *Nucl. Phys.* **26**, 529 (1961).
- [42] W. Nazarewicz, J. Dobaczewski, M. Matev, S. Mizutori, and W. Satula, *Acta Phys. Pol. B* **32**, 2349 (2001).