

Women’s Representation in Mathematics Subfields

Evidence from the **arXiv**

Abra Brisbin and Ursula Whitcher

Women are underrepresented in mathematics: for example, the American Mathematical Society’s latest surveys show that in 2012-2013, 31.2% of the women receiving Ph.D.s were women and women held 26.6% of all faculty jobs in mathematics and statistics (see [VMR14, VMR15]). However, not all subfields of mathematics are created equal: women received 44.5% of the Ph.D.s in statistics and biostatistics in 2012-2013, for example. We use data from the **arXiv** preprints server to explore the representation of women in different mathematics subfields.

We may use the American Mathematics Society’s annual survey of new Ph.D.s ([VMR14]) to gain a general picture of the participation of women in different fields of mathematics. The AMS data for the academic year 2012-2013 is summarized in Table 1. We see immediately that women are comparatively well represented in applied subfields, including applied mathematics, statistics and biostatistics, and optimization, and badly represented in analysis and probability. If we compute the representation of women in pure mathematics using the AMS Ph.D. data, omitting statistics and biostatistics, applied math, and math education, we see that women represent approximately 23.4% of new pure mathematics Ph.D.s.

We compare Ph.D.s for women in mathematics to Ph.D.s received by women in other scientific fields in Table 2, using the most recent National Science Foundation data, for the academic year 2011-2012 ([NSF15]). Our computations show that the fraction of women receiving Ph.D.s in pure mathematics is comparable to the fraction of women receiving Ph.D.s in physics and computer science, and is significantly lower than the fraction of women receiving Ph.D.s in the biological sciences. The greater participation of women in statistics and biostatistics may be driven by the large number of biological applications of statistics.

Field of Mathematics	Women	Men	% Women
Algebra/ Number Theory	61	197	23.6%
Analysis	15	73	17.0%
Geometry/ Topology	40	134	23.0%
Combinatorics/ Logic	36	102	26.1%
Probability	15	69	17.9%
Statistics & Biostatistics	255	318	44.5%
Applied Math	66	148	30.8%
Numerical Analysis	22	72	23.4%
Optimization	11	13	45.8%
Differential Equations	37	105	26.1%
Math Education	14	9	60.9%
Other/ Unknown	5	26	16.1%
Total	577	1266	31.3%

Table 1: AMS Survey of Ph.D.s, 2012-2013

Scientific Field	% Women, 2012
Biological Sciences	53.1%
Earth, Atmospheric, and Ocean Sciences	43.3%
Chemistry	39.1%
Mathematics and Statistics	28.2%
Computer Sciences	21.4%
Physics	20.0%

Table 2: Doctoral Degrees Awarded to Women, 2012

Though intriguing, the AMS data is not fine-grained enough to detect differences in the participation of women in pure mathematics. For example, commutative algebraists and analytic number theorists will take different courses in graduate school, attend different conferences, and publish in different journals, but recent Ph.D.s from both groups are classified as Algebra/ Number Theory in the AMS statistics. We use data from the `arXiv` preprints server (<http://arXiv.org/>) to compare the participation of men and women in different mathematical subfields.

The `arXiv` hosts electronic preprints, or “e-prints”, in physics, mathematics, computer science, quantitative biology, quantitative finance, and statistics. The roots of the `arXiv` lie in a 1989 string theory conference; after the conference, the astrophysicist Joanne Cohn emailed related papers to a group of interested scientists. Her mailing list quickly grew. In 1991, Paul Ginsparg created the website and interface for the `arXiv`, which he hosted at his workplace, the Los Alamos National Labs. Since 2001, Ginsparg and the `arXiv` have been based at Cornell University. (For more comments on the history of the `arXiv`, see [Gin11]).

In its early days, the `arXiv` focused on theoretical physics papers. It became an official repository for mathematics papers in 1995. To this day, physicists and mathematicians are more likely to post papers to the `arXiv` than scientists in other disciplines. [LSMMCT13] Surveys show that 56% of mathematicians have posted at least one paper to the `arXiv`, with about 30% of mathematicians routinely posting preprints. [Fow11]

We use a dataset of `arXiv` papers collected by the data scientist Emma Pierson. Pierson collected 938,301 papers posted to the `arXiv` between its creation and July 2014. She used a list of more than 40,000 names classified by native speakers to infer the gender of each author, based on given name. [Pie14a] Papers on the `arXiv` may be cross-posted to several categories. We extracted the papers where the primary or first category included Mathematics, such as Mathematics - Geometric Topology or Mathematics - Dynamical Systems, and classified these papers according to the subfield of their primary category. This resulted in 174,074 mathematics papers.

The number of papers in each mathematics category in our dataset is listed in Table 3. The most popular category is Algebraic Geometry; the prevalence of algebraic geometry papers on the `arXiv` may be increased due to the popularity of the `arXiv` among physicists, and the many connections between algebraic geometry and physics research. The `arXiv` mathematics categories also include some entries such as Quantum Algebra with clear theoretical physics origins.

The gender of many of the authors in our dataset could not be identified. This happens when a given name is used by both men and women, when a given name is not in the list of 40,000 names, or when an author uses only his or her initials. We summarize our classification of authors by gender in Table 4. In all, authors identifiable as women make up 10.1% of all authors in our dataset, or 17.0% of authors whose gender is known. We also report the gender of *paper-authors*. For this measure, we count each author on a paper separately (for example, this paper has two paper-authors).

Subfield	Number of Papers
Algebraic Geometry	16858
Probability	14180
Combinatorics	13546
Differential Geometry	13141
Analysis of PDEs	12437
Number Theory	10971
Dynamical Systems	7532
Functional Analysis	7079
Geometric Topology	7051
Quantum Algebra	6651
Representation Theory	5896
Classical Analysis, ODEs	5486
Group Theory	5357
Statistics Theory	4786
Optimization and Control	4425
Numerical Analysis	4388
Complex Variables	4075
Rings and Algebras	4069
Operator Algebras	3909
Algebraic Topology	3461
Commutative Algebra	3336
Logic	3158
Symplectic Geometry	2253
Metric Geometry	2154
Spectral Theory	1910
General Mathematics	1438
Category Theory	1263
K-Theory & Homology	1225
General Topology	1131
History and Overview	908

Table 3: Math Papers on the `arXiv` by Primary Category

According to the most recent AMS survey, women hold 29% of the full-time positions in mathematics departments. However, the distribution is uneven: women hold only 22% of the full-time positions in mathematics departments granting a doctoral degree, but 35% of the full-time positions in math departments where the highest degree is a bachelor’s or a master’s. [VMR15] Because women hold fewer positions in research-intensive departments, women may have fewer incentives than men to publish large numbers of research papers. Women might also choose to post papers using only their initials, in order to avoid gender bias. Emma Pierson’s analysis of `arXiv` papers across scientific fields shows that women may be more likely than men to use only initials when posting to the `arXiv` (see [Pie14b]). The use of initials rather than full names also varies by subfield; we will explore this phenomenon in more detail later in this essay.

The participation of women in the mathematics section of the `arXiv` has been increasing over time. We illustrate the growth in the number of female mathematics paper-authors as a fraction of all mathematics paper-authors over time in Figure 1. We use the date a paper was first posted

Gender	Authors	Paper-Authors
Men	49337	178839
Unknown	40746	110828
Women	10100	25882

Table 4: Gender Classification

to the `arXiv`. We have omitted papers backdated to before 1995, when the `arXiv` officially began accepting mathematics submissions.

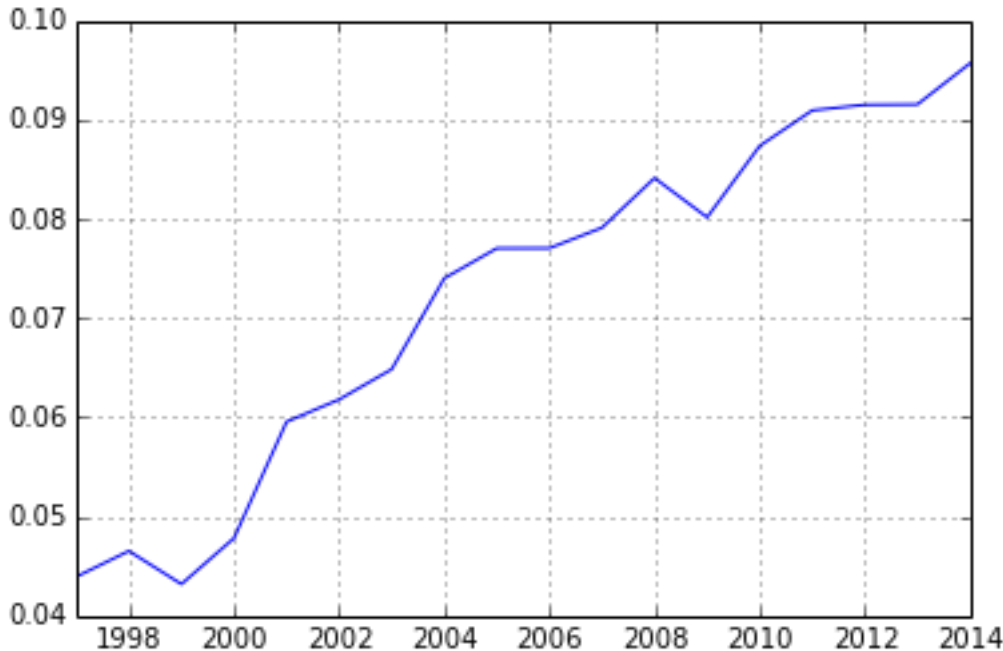


Figure 1: Women as a fraction of `arXiv` math paper-authors

The average paper in our dataset has 0.149 female authors, 1.027 male authors, and 0.637 authors whose gender could not be determined automatically, for a total of 1.813 total authors. We rank `arXiv` categories by average number of female paper-authors in Table 5.

We see immediately that women are especially unlikely to post in the General Mathematics category. General Mathematics contains an unusually high number of amateur claims to have proved famous conjectures; recent submissions include “A New Way to Proof $3x+1$ Problem” and “The topological proof of the Poincare conjecture” (see [Zho15, Shi15]). Thus, the underrepresentation of women in General Mathematics may not give us much information about the careers of women who are professional mathematicians.

Many of the categories in Table 5 with high average numbers of female paper-authors also have high average numbers of authors overall. In order to correct for this phenomenon, we compute a *discrepancy* score for each category, using the fact that 8.2% of the total paper-authors are identifiably female:

$$\text{discrepancy} = \frac{\text{female paper-authors} - \text{expected female paper-authors}}{\text{total paper-authors}}$$

A discrepancy of 0 would indicate that a category was completely average for our dataset; cate-

Field	Women	Men	Unknown	Total
General Mathematics	0.041	0.658	0.682	1.381
Quantum Algebra	0.086	0.831	0.857	1.774
Operator Algebras	0.092	1.102	0.532	1.73
K-Theory and Homology	0.096	1.049	0.496	1.642
Spectral Theory	0.102	1.163	0.594	1.860
Complex Variables	0.103	0.975	0.653	1.731
Number Theory	0.105	0.950	0.544	1.599
Logic	0.107	1.001	0.519	1.627
Category Theory	0.117	0.952	0.463	1.532
Differential Geometry	0.118	0.938	0.650	1.707
History and Overview	0.120	0.939	0.304	1.363
General Topology	0.132	0.916	0.609	1.657
Metric Geometry	0.134	1.105	0.508	1.747
Algebraic Geometry	0.140	0.950	0.535	1.624
Classical Analysis and ODEs	0.141	0.968	0.702	1.812
Algebraic Topology	0.142	1.053	0.442	1.637
Symplectic Geometry	0.143	0.907	0.590	1.640
Functional Analysis	0.145	1.019	0.697	1.861
Dynamical Systems	0.150	1.079	0.652	1.882
Probability	0.150	1.165	0.649	1.964
Representation Theory	0.153	0.975	0.534	1.661
Geometric Topology	0.167	0.951	0.532	1.651
Group Theory	0.169	1.074	0.517	1.760
Optimization and Control	0.173	1.289	0.828	2.289
Rings and Algebras	0.174	0.833	0.765	1.772
Numerical Analysis	0.188	1.225	0.907	2.321
Analysis of PDEs	0.193	1.076	0.745	2.014
Combinatorics	0.202	1.143	0.647	1.993
Statistics Theory	0.205	1.010	0.792	2.097
Commutative Algebra	0.239	1.048	0.552	1.839

Table 5: Average Number of Paper-Authors

gories with negative discrepancies have worse representation of women paper-authors than average, and categories with positive discrepancies have better representation than average. We rank `arXiv` mathematics categories by discrepancy in Table 6. For each category, we also report a 95% confidence interval. We computed the confidence interval using a bootstrap method with 10,000 resamplings.

We may use our confidence intervals to divide `arXiv` categories into three groups. If the 95% confidence interval contains 0, representation of female paper-authors in that category is average, compared to other mathematics categories on the `arXiv`; if all elements of the confidence interval are less than 0, representation is below average, and if all elements of the confidence interval are greater than 0, representation is above average. We summarize our grouping in Table 7.

We note that the `arXiv` mathematics categories with the strongest links to physics, such as Operator Algebras and Quantum Algebra, are all in the Significantly Fewer group. The underrepresentation of female paper-authors in these categories may be driven by the underrepresentation

Subject	Discrepancy	Confidence Interval
General Mathematics	-0.052	(-0.060,-0.044)
Quantum Algebra	-0.033	(-0.037, -0.029)
Operator Algebras	-0.029	(-0.035, -0.023)
Spectral Theory	-0.027	(-0.035, -0.018)
K-Theory and Homology	-0.023	(-0.034, -0.012)
Complex Variables	-0.022	(-0.029, -0.016)
Number Theory	-0.017	(-0.021, -0.012)
Logic	-0.016	(-0.024, -0.009)
Differential Geometry	-0.013	(-0.017, -0.009)
Optimization and Control	-0.006	(-0.012, -0.001)
Category Theory	-0.006	(-0.018, 0.008)
Metric Geometry	-0.006	(-0.015, 0.004)
Probability	-0.005	(-0.009, -0.002)
Functional Analysis	-0.004	(-0.009, 0.001)
Classical Analysis and ODEs	-0.004	(-0.010, 0.002)
General Topology	-0.003	(-0.015, 0.010)
Dynamical Systems	-0.002	(-0.007, 0.003)
Numerical Analysis	-0.001	(-0.007, 0.005)
Algebraic Geometry	0.004	(0.000, 0.008)
Algebraic Topology	0.005	(-0.003, 0.013)
Symplectic Geometry	0.005	(-0.005, 0.016)
History and Overview	0.006	(-0.011,0.023)
Representation Theory	0.010	(0.004, 0.016)
Analysis of PDEs	0.014	(0.010, 0.018)
Group Theory	0.014	(0.007, 0.020)
Statistics Theory	0.016	(0.009, 0.022)
Rings and Algebras	0.016	(0.008, 0.024)
Geometric Topology	0.019	(0.013, 0.025)
Combinatorics	0.019	(0.015, 0.023)
Commutative Algebra	0.048	(0.039, 0.057)

Table 6: arXiv Categories By Discrepancy

of women in physics.

Let us now investigate the phenomenon of authors whose gender is unknown in more detail. We list the top twenty given names whose gender could not be determined automatically in Table 8. Nineteen of these names are single initials; the remaining name belongs to Saharon Shelah, an Israeli mathematician who has published more than 1000 papers in mathematical logic and set theory. [She15]

We rank arXiv categories by the fraction of paper-authors using only their initials in Table 9. We see there is a large variation, from Logic, where only about 5% of paper-authors use their initials, to Quantum Algebra, where nearly a third of paper-authors use only their initials.

The proportion of paper-authors using only initials is associated with the discrepancy in the proportion of female paper-authors. The correlation was -0.515 (see Figure 2), indicating that a greater proportion of paper-authors using initials is associated with lower representation of women in the field. If women are more likely than men to use their initials on a paper, this could partially

Female Paper-Authors	arXiv Categories
Significantly Fewer	Complex Variables, Differential Geometry, General Mathematics, K-Theory and Homology, Logic, Operator Algebras, Optimization and Control, Probability, Quantum Algebra, Number Theory, Spectral Theory
Average	Algebraic Topology, Category Theory, Classical Analysis & ODEs, Dynamical Systems, Functional Analysis, General Topology, History and Overview, Metric Geometry, Numerical Analysis, Symplectic Geometry
Significantly More	Algebraic Geometry, Analysis of PDEs, Combinatorics, Commutative Algebra, Geometric Topology, Group Theory, Representation Theory, Rings and Algebras, Statistics Theory

Table 7: Female Paper-Authors vs. Expectation

account for the below-average representation of women observed in some subfields, such as Spectral Theory and Quantum Algebra. However, it is also possible that below-average representation in a subfield could result in greater incentive for female authors to avoid gender bias through the use of initials.

What happens if we rank fields by the number of female authors, instead of the number of female paper-authors? Within each `arXiv` category, we identified authors with the same name. (Note that our method fails to recognize authors who have posted papers using different names, or different combinations of given name and initials.) The median number of papers per author within a category was 1, while the mean was 2.41 papers; the greatest number of papers per author in any single category was 348. Thus, though most authors post only a few papers in any given category, a few very prolific authors may distort our measurements of gender representation by paper-author. Of course, these prolific people may also be very prominent within their subfields. We graph the number of authors with different numbers of papers in Figure 3.

In Table 10, we rank fields by the fraction of female authors out of all authors whose gender is known. Again, we compute 95% confidence intervals using a bootstrap method.

In Table 11, we use the confidence intervals for fraction of female authors to divide fields into categories, based on whether the confidence interval contains the average fraction of female authors, 0.155. We see that this method of analysis places more subfields in the “Average” category than our analysis by paper-author; presumably, a few prolific people had an outsize impact on those subfields.

Our analysis shows that women are under-represented as authors of mathematics papers on the `arXiv`, even in comparison to the proportion of women who hold full-time positions in mathematics departments. Some of this under-representation may be accounted for by the possibility that women are more likely than men to use only their initials on papers. However, there are significant differences in women’s representation between different subfields of mathematics. These differences warrant further investigation, as they may provide clues for increasing women’s representation in mathematics, on the `arXiv` and beyond.

Name	Frequency by Paper-Author
A.	2729
M.	2272
S.	1899
J.	1385
D.	1269
E.	1181
R.	1170
G.	1047
P.	936
L.	932
V.	889
C.	861
F.	842
B.	802
T.	762
K.	677
Saharon	648
N.	596
H.	542
I.	518

Table 8: Most Popular Names of Unknown Gender

References

- [Fow11] Kristine K. Fowler, *Mathematicians' Views on Current Publishing Issues: A Survey of Researchers. Issues in Science and Technology Librarianship*, Fall 2011. <http://www.istl.org/11-fall/refereed4.html>
- [Gin11] Paul Ginsparg, *It was twenty years ago today ...* Preprint, 2011. <http://arxiv.org/abs/1108.2700>
- [LSMMCT13] Vincent Lariviere, Cassidy R. Sugimoto, Benoit Macaluso, Stasa Milojevic, Blaise Cronin, and Mike Thelwall, *arXiv e-prints and the journal of record: An analysis of roles and relationships*. Preprint, 2013. <http://arxiv.org/abs/1306.3261>
- [NSF15] National Science Foundation, *Women, Minorities and Persons with Disabilities in Science and Engineering: Data Tables*. January 1, 2015. <http://www.nsf.gov/statistics/2015/nsf15311/tables.cfm>
- [Pie14a] Emma Pierson, *In Science, It Matters That Women Come Last* *FiveThirtyEight* Aug 5, 2014. <http://fivethirtyeight.com/features/in-science-it-matters-that-women-come-last/>
- [Pie14b] Emma Pierson, *Are Female Scientists Hiding?* *FiveThirtyEight* Aug. 5, 2014. <http://fivethirtyeight.com/datalab/are-female-scientists-hiding/>
- [She15] Saharon Shelah, *Shelah's Archive*. <http://shelah.logic.at/>

Subject	Paper-Authors Using Initials
Logic	0.054
Statistics Theory	0.065
Geometric Topology	0.076
Symplectic Geometry	0.078
Combinatorics	0.078
Commutative Algebra	0.078
Representation Theory	0.083
Algebraic Topology	0.084
History and Overview	0.086
Optimization and Control	0.086
Number Theory	0.087
Analysis of PDEs	0.096
Probability	0.098
Metric Geometry	0.106
Operator Algebras	0.123
Differential Geometry	0.124
Group Theory	0.125
Dynamical Systems	0.125
Numerical Analysis	0.127
Algebraic Geometry	0.130
Category Theory	0.132
K-Theory and Homology	0.133
General Topology	0.160
Complex Variables	0.165
Classical Analysis and ODEs	0.165
General Mathematics	0.167
Functional Analysis	0.173
Rings and Algebras	0.187
Spectral Theory	0.202
Quantum Algebra	0.290

Table 9: Fraction of Paper-Authors Using Initials

- [Shi15] Yuri Shimizu. The topological proof of the Poincare conjecture. Preprint, 2015. <http://arxiv.org/abs/1506.02919>
- [VMR14] William Yslas Vélez, James W. Maxwell, and Colleen A. Rose, Report on the 2012-2013 New Doctoral Recipients. *Notices of the AMS*, 61(8) (2014), 874-884. <http://www.ams.org/profession/data/annual-survey/2013Survey-NewDoctorates-Report.pdf>
- [VMR15] William Yslas Vélez, James W. Maxwell, and Colleen A. Rose, Fall 2013 Departmental Profile Report. *Notices of the AMS*, 62(4)(2015), 406-415. <http://www.ams.org/profession/data/annual-survey/2013Survey-DepartmentalProfile-Report.pdf>
- [Zho15] Yanlong Zhou. A New Way to Proof $3x+1$ Problem. Preprint, 2015. <http://arxiv.org/abs/1506.02506>

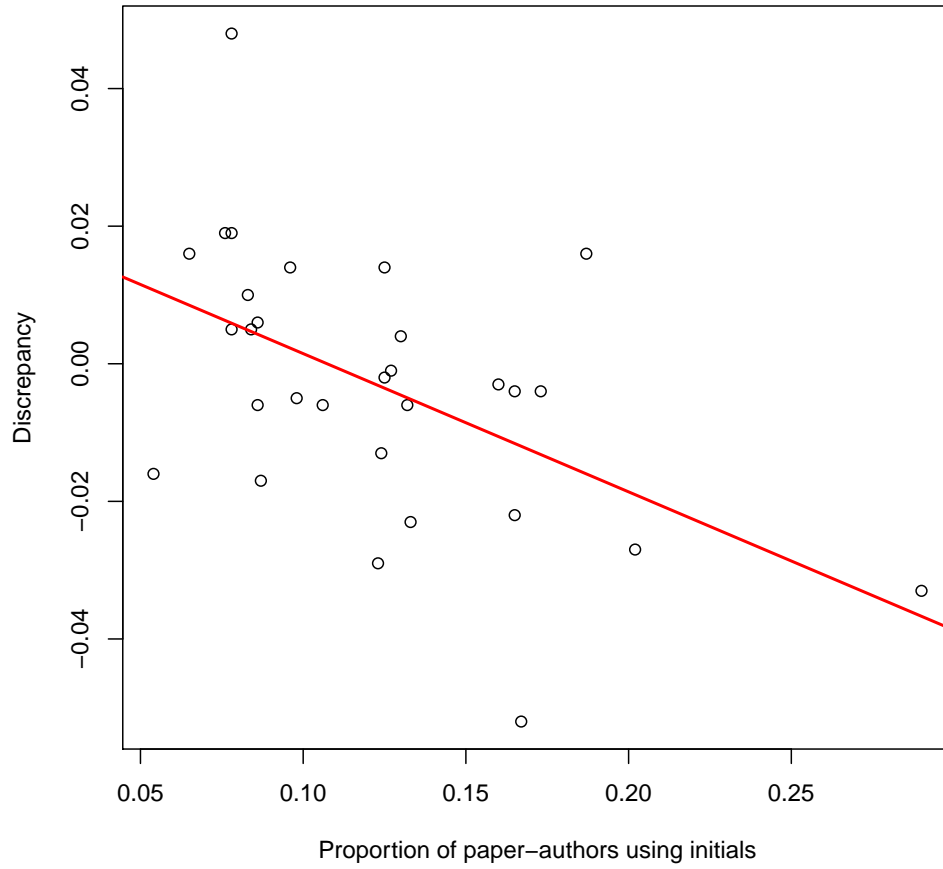


Figure 2: Initial use vs. discrepancy

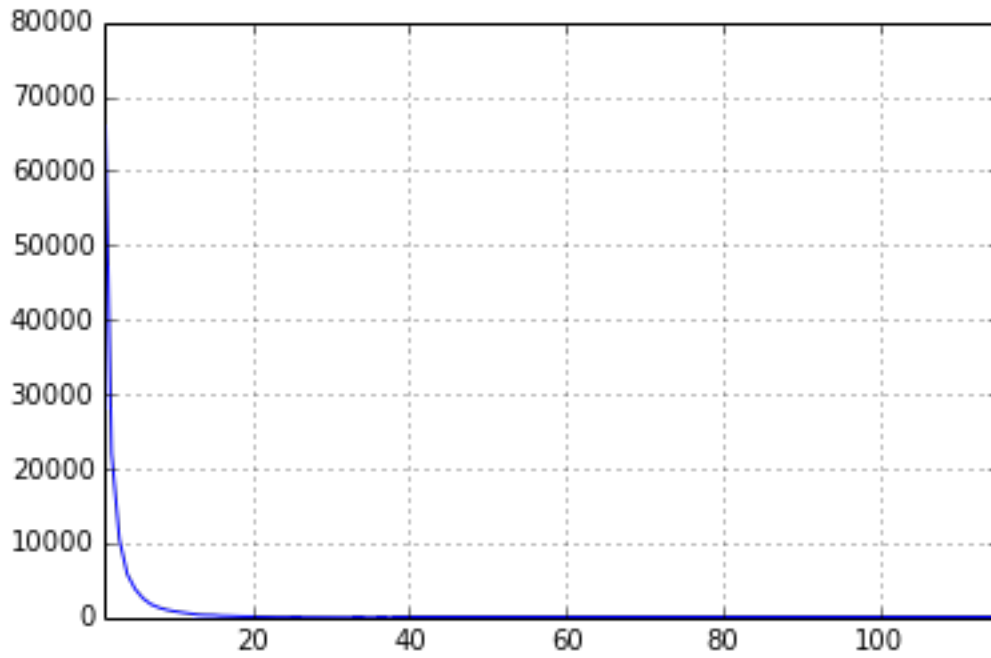


Figure 3: Paper count vs. number of authors

Subject	Fraction of Female Authors	Confidence Interval
General Mathematics	0.088	(0.062, 0.114)
Operator Algebras	0.111	(0.095, 0.127)
Logic	0.116	(0.100, 0.133)
KTheory and Homology	0.116	(0.092, 0.139)
Quantum Algebra	0.120	(0.106, 0.134)
Category Theory	0.121	(0.096, 0.145)
Complex Variables	0.127	(0.112, 0.143)
Number Theory	0.132	(0.122, 0.142)
Spectral Theory	0.133	(0.113, 0.152)
Metric Geometry	0.135	(0.118, 0.153)
Optimization and Control	0.135	(0.124, 0.147)
Algebraic Topology	0.139	(0.123, 0.156)
History and Overview	0.140	(0.112, 0.167)
Differential Geometry	0.144	(0.134, 0.154)
Symplectic Geometry	0.145	(0.124, 0.168)
Numerical Analysis	0.149	(0.137, 0.161)
Probability	0.149	(0.141, 0.158)
Group Theory	0.150	(0.137, 0.164)
Dynamical Systems	0.154	(0.143, 0.165)
Functional Analysis	0.155	(0.143, 0.167)
Algebraic Geometry	0.158	(0.148, 0.168)
Classical Analysis and ODEs	0.164	(0.150, 0.178)
Representation Theory	0.168	(0.153, 0.182)
Geometric Topology	0.170	(0.156, 0.184)
General Topology	0.174	(0.143, 0.203)
Statistics Theory	0.176	(0.163, 0.189)
Combinatorics	0.178	(0.169, 0.187)
Analysis of PDEs	0.186	(0.176, 0.196)
Rings and Algebras	0.190	(0.173, 0.207)
Commutative Algebra	0.212	(0.192, 0.232)

Table 10: Fraction of Female Authors

Female Authors	arXiv Categories
Significantly Fewer	Category Theory, Complex Variables, Differential Geometry, General Mathematics, KTheory and Homology, Logic, Metric Geometry, Number Theory, Operator Algebras, Optimization and Control, Probability, Spectral Theory
Average	Algebraic Geometry, Algebraic Topology, Classical Analysis and ODEs, Dynamical Systems, Functional Analysis, General Topology, Group Theory, History and Overview, Numerical Analysis, Probability, Representation Theory, Symplectic Geometry
Significantly More	Analysis of PDEs, Combinatorics, Commutative Algebra, Geometric Topology, Rings and Algebras, Statistics Theory

Table 11: Female Authors vs. Expectation