

Constructing Abstraction Hierarchies Using a Skill-Symbol Loop

George Konidaris

Departments of Computer Science and Electrical & Computer Engineering
Duke University, Durham NC 27708
gdk@cs.duke.edu

Abstract

We describe a framework for building abstraction hierarchies whereby an agent alternates skill- and representation-acquisition phases to construct a sequence of increasingly abstract Markov decision processes. Our formulation builds on recent results showing that the appropriate abstract representation of a problem is specified by the agent’s skills. We describe how such a hierarchy can be used for fast planning, and illustrate the construction of an appropriate hierarchy for the Taxi domain.

Introduction

One of the core challenges of artificial intelligence is that of linking abstract decision-making to low-level, real-world action and perception. Hierarchical reinforcement learning methods (Barto and Mahadevan 2003) approach this problem through the use of high-level temporally extended macro-actions, or skills, which can significantly decrease planning times (Sutton, Precup, and Singh 1999). Skill acquisition (or skill discovery) algorithms (recently surveyed by Hengst (2012)), aim to discover appropriate high-level skills autonomously. However, in most hierarchical reinforcement learning research the state space does not change once skills have been acquired. An agent that has acquired high-level skills must still plan in its original low-level state space—a potentially very difficult task when that space is high-dimensional and continuous. Although some of the earliest formalizations of hierarchical reinforcement learning (Parr and Russell 1997; Dietterich 2000) featured hierarchies where both the set of available actions and the state space changed with the level of the hierarchy, there has been almost no work on automating the representational aspects of such hierarchies.

Recently, Konidaris, Kaelbling, and Lozano-Perez (2014) considered the question of how to construct a symbolic representation suitable for planning in high-dimensional continuous domains, given a set of high-level skills. The key result of that work was that the appropriate abstract representation of the problem was directly determined by characteristics of the skills available to the agent—the skills determine the

representation, and adding new high-level skills must result in a new representation.

We show that these two processes can be combined into a *skill-symbol loop*: the agent acquires a set of high-level skills, then constructs the appropriate representation for planning using them, resulting in a new problem in which the agent can again perform skill acquisition. Repeating this process leads to a true abstraction hierarchy where both the available skills and the state space become more abstract at each level of the hierarchy. We describe the properties of the resulting abstraction hierarchies and demonstrate the construction and use of one such hierarchy in the Taxi domain.

Background

Reinforcement learning problems are typically formalized as *Markov decision processes* or MDPs, represented by a tuple $M = (S, A, R, P, \gamma)$, where S is a set of states, A is a set of actions, $R(s, a, s')$ is the reward the agent receives when executing action a in state s and transitioning to state s' , $P(s'|s, a)$ is the probability of the agent finding itself in state s' having executed action a in state s , and $\gamma \in (0, 1]$ is a discount factor.

We are interested in the multi-task reinforcement learning setting where, rather than solving a single MDP, the agent is tasked with solving several problems drawn from some task distribution. Each individual problem is obtained by adding a set of start and goal states to a *base MDP* that specifies the state and action spaces and background reward function. The agent’s task is to minimize the average time required to solve new problems drawn from this distribution.

Hierarchical Reinforcement Learning

Hierarchical reinforcement learning (Barto and Mahadevan 2003) is a framework for learning and planning using higher-level actions built out of the primitive actions available to the agent. Although other formalizations exist—most notably the MAX-Q (Dietterich 2000) and Hierarchy of Abstract Machines (Parr and Russell 1997) approaches—we adopt the *options framework* (Sutton, Precup, and Singh 1999), which models temporally abstract macro-actions as *options*.

An option o consists of three components: an *option policy*, π_o , which is executed when the option is invoked; an *initiation set*, $I_o = \{s|o \in O(s)\}$, which describes the states

in which the option may be executed; and a *termination condition*, $\beta_o(s) \rightarrow [0, 1]$, which describes the probability that an option will terminate upon reaching state s .

An MDP where primitive actions are replaced by a set of possibly temporally-extended options (some of which could simply execute a single primitive action) is known as a *semi Markov decision process* (or SMDP), which generalizes MDPs to handle action executions that may take more than one time step. An SMDP is described by a tuple $M = (S, O, R, P, \gamma)$, where S is a set of states; O is a set of options; $R(s', \tau | s, o)$ is the reward received when executing option $o \in O(s)$ at state $s \in S$, and arriving in state $s' \in S$ after τ time steps; $P(s', \tau | s, o)$ is a PDF describing the probability of arriving in state $s' \in S$, τ time steps after executing option $o \in O(s)$ in state $s \in S$; and $\gamma \in (0, 1]$ is a discount factor, as before.

The problem of deciding which options an agent should acquire is known as the *skill discovery problem*. A skill discovery algorithm must, through experience (and perhaps additional advice or domain knowledge), acquire new options by specifying their initiation set, I_o , and termination condition, β_o . The option policy is usually specified indirectly via an option reward function, R_o , which is used to learn π_o . Each new skill is added to the set of options available to the agent with the aim of either solving the original or subsequent tasks more efficiently. Our framework is agnostic to the specific skill discovery method used (many exist).

Representation Acquisition

While skill acquisition allows an agent to construct higher-level actions, it alone is insufficient for constructing a true abstraction hierarchy because the agent must still plan in the original state space, no matter how abstract its actions become. A complementary approach is taken by recent work on *representation acquisition* (Konidaris, Kaelbling, and Lozano-Perez 2014), which considers the question of constructing a symbolic description of an SMDP suitable for high-level planning. Key to this is the definition of a symbol as a name referring to a set of states:

Definition 1. A *propositional symbol* σ_Z is the name of a test τ_Z , and corresponding set of states $Z = \{s \in S \mid \tau_Z(s) = 1\}$.

The test, or *grounding classifier*, is a compact representation of a (potentially uncountably infinite) set of states (the *grounding set*). Logical operations (e.g., and) using the resulting symbolic names have the semantic meaning of set operations (e.g., \cap) over the grounding sets, which allows us to reason about which symbols (and corresponding grounding classifiers) an agent should construct in order to be able to determine the feasibility of high-level plans composed of sequences of options. We use the *grounding operator* \mathcal{G} to obtain the grounding set of a symbol or symbolic expression; for example, $\mathcal{G}(\sigma_Z) = Z$, $\mathcal{G}(\sigma_A \text{ and } \sigma_B) = A \cap B$. For convenience we also define \mathcal{G} over collections of symbols; for a set of symbols A , we define $\mathcal{G}(A) = \cup_i \mathcal{G}(a_i), \forall a_i \in A$.

Konidaris, Kaelbling, and Lozano-Perez (2014) showed that defining a symbol for each option’s initiation set and the symbols necessary to compute its image (the set of states the

agent might be in after executing the option from some set of starting states) are *necessary and sufficient for planning using that set of options*. The feasibility of a plan is evaluated by computing each successive option’s image, and then testing whether it is a subset of the next option’s initiation set. Unfortunately, computing the image of an option is intractable in the general case. However, the definition of the image for two common classes of options is both natural and computationally very simple.

The first is the *subgoal option*: the option reaches some set of states and terminates, and the state it terminates in can be considered independent of the state execution began in. In this case we can create a symbol for that set (called the *effect set*—the set of all possible states the option may terminate in), and use it directly as the option’s image. We thus obtain $2n$ symbols for n options (a symbol for each option’s initiation and effect sets), from which we can build a *plan graph* representation: a graph with n nodes, and an edge from node i to node j if option j ’s initiation set is a superset of option i ’s effect set. Planning amounts to finding a path in the plan graph; once this graph has been computed, the grounding classifiers can be discarded.

The second class of options are *abstract subgoal options*: the low-level state is factored, and some variables are set to a subgoal (again, independently of the starting state) while others remain unchanged. The image operator can then be computed using the intersection of the effect set (as in the subgoal option case) and the starting state classifier with the modified factors projected out. This results in a STRIPS-like factored representation which can be automatically converted to PDDL (McDermott et al. 1998) and used as input to an off-the-shelf task planner. After this conversion the grounding classifiers can again be discarded.


Constructing Abstraction Hierarchies

These results show that the two fundamental aspects of hierarchy—skills and representations—are tightly coupled: skill acquisition drives representational abstraction. An agent that has performed skill acquisition in an MDP to obtain higher-level skills can automatically determine a new abstract state representation suitable for planning in the resulting SMDP. We now show that these two processes can be alternated to construct an abstraction hierarchy.

We assume the following setting: an agent is faced with some base MDP M_0 , and aims to construct an abstraction hierarchy that enables efficient planning for new problems posed in M_0 , each of which is specified by a start and goal state set. M_0 may be continuous-state and even continuous-action, but all subsequent levels of the hierarchy will be constructed to be discrete-state and discrete-action. We adopt the following definition of an abstraction hierarchy:

Definition 2. An n -level hierarchy on base MDP $M_0 = (S_0, A_0, R_0, P_0)$ is a collection of MDPs $M_i = (S_i, A_i, R_i, P_i), i \in \{1, \dots, n\}$, such that each action set $A_j, 0 < j \leq n$, is a set of options defined over M_{j-1} (i.e., $M_{j-1+} = (S_{j-1}, A_j, R_{j-1}, P_{j-1})$ is an SMDP).

This captures the core assumption behind hierarchical reinforcement learning: hierarchies are built through macro-



$S_1 :$
above-box-1 \times
above-box-2 \times
pregrasped \times
grasped \times
apple-in-box-1 \times
apple-in-box-2

$S_2 :$
grabbed \times
above-box-1 \times
above-box-2 \times
apple-in-box-1 \times
apple-in-box-2

$S_3 :$
apple-in-box-1 \times
apple-in-box-2

(a)

(b)

(c)

(d)

Figure 1: A robot must move an apple between two boxes (a). Given a set of motor primitives it can form a discrete, factored state space (b). Subsequent applications of skill acquisition result in successively more abstract state spaces (c and d).

actions. Note that this formulation retains the downward refinement property from classical hierarchical planning (Bacchus and Yang 1991)—meaning that a plan at level j can be refined to a plan at level $j - 1$ without backtracking to level j or higher—because a policy at any level is also a (not necessarily Markovian (Sutton, Precup, and Singh 1999)) policy at any level lower, including M_0 . However, while Definition 2 links the action set of each MDP to the action set of its predecessor in the hierarchy, it says nothing about how to link their state spaces. To do so, we must in addition determine how to construct a new state space S_j , transition probability function P_j , and reward function R_j .

Fortunately, this is exactly what representation acquisition provides: a method for constructing a new symbolic representation suitable for planning in M_{j-1+} using the options in A_j . This provides a new state space S_j , which, combined with A_j , specifies P_j . The only remaining component is the reward function. A representation construction algorithm based on sets (Konidaris, Kaelbling, and Lozano-Perez 2014)—such as we adopt here—is insufficient for reasoning about expected rewards, which requires a formulation based on distributions (Konidaris, Kaelbling, and Lozano-Perez 2015). For simplicity, we can remain consistent and simply set the reward to a uniform transition penalty of -1 ; alternatively, we can adopt just one aspect of the distribution-based representation and set R_j to the empirical mean of the rewards obtained when executing each option.

Thus, we have all the components required to build level j of the hierarchy from level $j - 1$. This procedure can be repeated in a *skill-symbol loop*—alternating skill acquisition and representation acquisition phases—to construct an abstraction hierarchy. It is important to note that there are no degrees of freedom or design choices in the representation acquisition phase of the skill-symbol loop; the algorithmic questions reside solely in determining which skills to acquire at each level.

This construction results in a specific relationship between MDPs in a hierarchy: every state at level j refers to a set of states at level $j - 1$.¹ A grounding in M_0 can therefore be computed for any state at level j in the hierarchy by applying the grounding operator j times. If we denote this “final grounding” operator as \mathcal{G}_0 , then $\forall j, s_j \in S_j, \exists Z_0 \subseteq S_0$ such that $\mathcal{G}_0(s_j) = Z_0$.

¹Note that S_{j+1} is not necessarily a *partition* of S_j —the grounding sets of two states in S_{j+1} may overlap.

We now illustrate the construction of an abstraction hierarchy via an example—a very simple task that must be solved by a complex agent. Consider a robot in a room with two boxes, one containing an apple (Figure 1a). The robot must occasionally move the apple from one box to the other. Directly accomplishing this involves solving a high-dimensional motion planning problem, so instead the robot is given five motor skills: *move-gripper-above1* and *move-gripper-above2* use motion planning to move the robot’s gripper above each box; *pregrasp* controls the gripper so that it cages the apple, and is only executable from above it; *grasp* can be executed following *pregrasp*, and runs a gradient-descent based controller to achieve wrench-closure on the apple; and *release* drops the apple. These form A_1 , the actions in the first level of the hierarchy, and since they are abstract subgoal options the robot automatically constructs a factored state space (see Figure 1b) that specifies M_2 . This enables abstract planning—the state space is independent of the complexity of the robot, although S_2 contains some low-level details (e.g., *pregrasped*).

Applying a skill discovery algorithm in M_2 , the robot detects that *pregrasp* is always followed by *grasp*, and therefore replaces these actions with *grab-apple*, which together with the remaining skills in A_1 forms A_2 . This results in a smaller MDP, M_2 (Figure 1c), which is a good abstract model of the task. Applying a skill discovery algorithm to M_2 creates a skill that picks up the apple in whichever box it is in, and moves it over the other box. A_3 now consists of just a single action, *swap-apple*, requiring just two propositions to define S_3 : *apple-in-box-1*, and *apple-in-box-2* (Figure 1d). The abstraction hierarchy has abstracted away the details of the robot (in all its complexity) and exposed the (almost trivial) underlying task structure.

Planning Using an Abstraction Hierarchy

Once an agent has constructed an abstraction hierarchy, it must be able to use it to rapidly find plans for new problems. We formalize this process as the agent posing a *plan query* to the hierarchy, which should then be used to generate a plan for solving the problem described by the query. We adopt the following definition of a plan query:

Definition 3. A plan query is a tuple (B, G) , where $B \subseteq S_0$ is the set of base MDP states from which execution may begin, and $G \subseteq S_0$ (the goal) is the set of base MDP states in which the agent wishes to find itself following execution.

The critical question is *at which level* of the hierarchy planning should take place. We first define a useful predicate, *planmatch*, which determines whether an agent should attempt to plan at level j (see Figure 2):

Definition 4. A pair of abstract state sets b and g match a plan query (B, G) (denoted $\text{planmatch}(b, g, B, G)$) when $B \subseteq \mathcal{G}_0(b)$ and $\mathcal{G}_0(g) \subseteq G$.

Theorem 1. A plan can be found to solve plan query (B, G) at level j iff $\exists b, g \subseteq S_j$ such that $\text{planmatch}(b, g, B, G)$, and there is a feasible plan in M_i from every state in b to some state in g .

Proof. The MDP at level j is constructed such that a plan p starting from any state in $\mathcal{G}(b)$ (and hence also $\mathcal{G}_0(b)$) is guaranteed to leave the agent in a state in $\mathcal{G}(g)$ (and hence also $\mathcal{G}_0(g)$) iff p is a plan in MDP M_j from b to g (Konidaris, Kaelbling, and Lozano-Perez 2014).

Plan p is additionally valid from B to G iff $B \subseteq \mathcal{G}_0(b)$ (the start state at level j refers to a set that includes all query start states) and $\mathcal{G}_0(g) \subseteq G$ (the query goal includes all states referred to by the goal at level j). \square

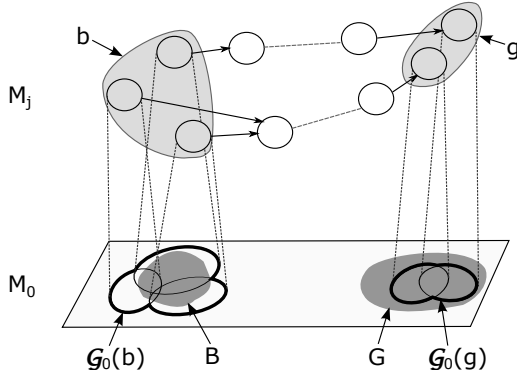


Figure 2: The conditions under which a plan at MDP M_j answers a plan query with start state set B and goal state set G in the base MDP M_0 . A pair of state sets $b, g \subseteq S_j$ are required such that $B \subseteq \mathcal{G}_0(b)$, $\mathcal{G}_0(g) \subseteq G$, and a plan exists in M_j from every state in b to some state in g .

Note that b and g may not be unique, even within a single level: because S_j is not necessarily a partition of S_{j-1} , there may be multiple states, or sets of states, at each level whose final groundings are included by G or include B ; a solution from *any* such b to any such g is sufficient. For efficient planning it is better for b to be a small set to reduce the number of start states while remaining large enough to subsume B ; if $b = S_j$ then answering the plan query requires a complete policy for M_j , rather than a plan. However, finding a minimal subset is computationally difficult. One approach is to build the maximal candidate set $b = \{s \mid \mathcal{G}_0(s) \cap B \neq \emptyset, s \in S_j\}$. This is a superset of any start match, and a suitable one exists at this level if and only if $B \subseteq \cup_{s \in b} \mathcal{G}_0(s)$. Similarly, g should be maximally large (and so easy to reach) while remaining small enough so that its grounding set lies within G . At each level j , we can therefore collect all states that ground out to subsets of G : $g = \{s \mid \mathcal{G}_0(s) \subseteq G, s \in S_j\}$.

These approximations result in a unique pair of sets of states at each level—at the cost of potentially including unnecessary states in each set—and can be computed in time linear in $|S_j|$.

It follows from the state abstraction properties of the hierarchy that a planmatch at level j implies the existence of a planmatch at all levels below j .

Theorem 2. Given a hierarchy of state spaces $\{S_0, \dots, S_n\}$ constructed as above and plan query (B, G) , if $\exists b, g \subseteq S_j$ such that $\text{planmatch}(b, g, B, G)$, for some $j, n \geq j > 0$, then $\exists b', g' \subseteq S_k$ such that $\text{planmatch}(b', g', B, G)$, $\forall k \in \{0, \dots, j-1\}$.

Proof. We first consider $k = j-1$. Let $b' = \mathcal{G}(b)$, and $g' = \mathcal{G}(g)$. Both are, by definition, sets of states in S_{j-1} . By definition of the final grounding operator, $\mathcal{G}_0(b) = \mathcal{G}_0(b')$ and $\mathcal{G}_0(g) = \mathcal{G}_0(g')$, and hence $B \subseteq \mathcal{G}_0(b')$ and $\mathcal{G}_0(g') \subseteq G$. This process can be repeated to reach any $k < j$. \square

Any plan query therefore has a unique highest level j containing a planmatch. This leads directly to Algorithm 1, which starts looking for a planmatch at the highest level of the hierarchy and proceeds downwards; it is sound and complete by Theorem 1.

```

Input: MDP hierarchy  $\{M_0, \dots, M_n\}$ , query  $(B, G)$ .
for  $j \in \{n, \dots, 0\}$  do
  for  $\forall b, g \subseteq S_j$  s.t.  $\text{planmatch}(b, g, B, G)$  do
     $\pi \leftarrow \text{findplan}(M_j, b, g)$ 
    if  $\pi \neq \text{null}$  then
      return  $(M_j, \pi)$ 
    end
  end
end
return null

```

Algorithm 1: A simple hierarchical planning algorithm.

The complexity of Algorithm 1 depends on its two component algorithms: one used to find a planmatch, and another to attempt to find a plan (possibly with multiple start states and goals). We denote the complexity of these algorithms as $m(|S|)$ (linear using the approach described above) and $p(|S|)$, for a problem with $|S|$ states, respectively. The complexity of finding a plan at level l , where the first match is found at level $k \geq l$, is given by $h(k, l, M) = \sum_{a=k+1}^n m(|S_a|) + \sum_{b=l}^k [m(|S_b|) + p(|S_b|)]$, for a hierarchy M with n levels. The first term corresponds to the search for the level with the first planmatch; the second term for the repeated planning at levels that contain a match but not a plan (a planmatch does not necessarily mean a plan exists at that level—merely that one could).

Discussion

The formula for h highlights the fact that hierarchies make some problems easier to solve and others harder: in the worst case, a problem that should take $p(|S_0|)$ time—one only solvable via the base MDP—could instead take $\sum_{a=0}^n [m(|S_a|) + p(|S_b|)]$ time. A key question is therefore

how to balance the depth of the hierarchy, the rate at which the state space size diminishes as the level increases, which specific skills to discover at each level, and how to control false positive plan matches, to reduce planning time.

Recent work has highlighted the idea that skill discovery algorithms should aim to reduce average planning or learning time across a target distribution of tasks (Şimşek and Barto 2008; Solway et al. 2014). Following this logic, a hierarchy M for some distribution of over task set T should be constructed so as to minimize $\int_T h(k(t), l(t), M)P(t)dt$, where k and l now both depend on each task t . Minimizing this quantity over the entire distribution seems infeasible; an acceptable substitute may be to assume that the tasks the agent has already experienced are drawn from the same distribution as those it will experience in the future, and to construct the hierarchy that minimizes h averaged over past tasks.

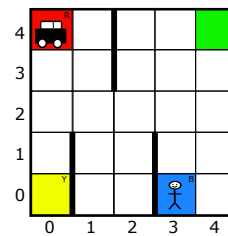
The form of h suggests two important principles which may aid the more direct design of skill acquisition algorithms. One is that deeper hierarchies are not necessarily better; each level adds potential planning and matching costs, and must be justified by a rapidly diminishing state space size and a high likelihood of solving tasks at that level. Second, false positive plan matches—when a pair of states that match the query is found at some level at which a plan cannot be found—incur a significant time penalty. The hierarchy should therefore ideally be constructed so that every likely goal state at each level is reachable from every likely start state at that level.

An agent that generates its own goals—as a completely autonomous agent would—could do so by selecting an existing state from an MDP at some level (say j) in the hierarchy. In that case it need not search for a matching level, and could instead immediately plan at level j , though it may still need to drop to lower levels if no plan is found in M_j .

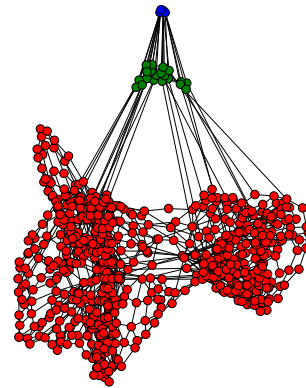
An Example Domain: Taxi

We now explain the construction and use of an abstraction hierarchy for a common hierarchical reinforcement learning benchmark: the Taxi domain (Dietterich 2000), depicted in Figure 3a. A taxi must navigate a 5×5 grid, which contains a few walls, four depots (labeled red, green, blue, and yellow), and a passenger. The taxi may move one square in each direction (unless impeded by a wall), pick up a passenger (when occupying the same square), or drop off a passenger (when it has previously picked the passenger up). A state at base MDP M_0 is described by 5 state variables: the x and y location of the taxi and the passenger, and whether or not the passenger is in the taxi. This results in a total of 650 states ($25 \times 25 = 625$ states for when the passenger is not in the taxi, plus another 25 for when the passenger is in the taxi and they are constrained to have the same location).

We now describe the construction of a hierarchy for the taxi domain using hand-designed options at each level, and present some results for planning using Algorithm 1 for three example plan queries.



(a)



(b)

Figure 3: The Taxi Domain (a), and its induced 3-level hierarchy. The base MDP contains 650 states (shown in red), which is abstracted to an MDP with 20 states (green) after the first level of options, and one with 4 states (blue) after the second. At the base level, the agent makes decisions about moving the taxi one step at a time; at the second level, about moving the taxi between depots; at the third, about moving the passenger between depots.

Constructing M_1 . In this version of taxi, the agent is able to move the taxi to, and drop the passenger at, any square, but it expects to face a distribution of problems generated by placing the taxi and the passenger at a depot at random, and selecting a random target depot at which the passenger must be deposited. Consequently, we create navigation options for driving the taxi to each depot, and retain the existing put-down and pick-up options.² These options over M_0 form the action set for level 1 of the hierarchy: $A_1 = \{drive-to-red, drive-to-green, drive-to-blue, drive-to-yellow, pick-up, put-down\}$.

Consider the *drive-to-blue-depot* option. It is executable in all states (i.e., its initiation set is S_0), and terminates with the taxi’s x and y position set to the position of the blue depot; if the passenger is in the taxi, their location is also set to that of the blue depot; otherwise, their location (and the fact that they are not in the taxi) remains unchanged. It can therefore be partitioned into two abstract subgoal options: one, when the passenger is in the taxi, sets the x and y positions of the taxi and passenger to those of the blue depot; another, when the passenger is not in the taxi, sets the taxi

²These roughly correspond to the hand-designed hierarchical actions used in Dietterich (2000).

Hierarchical Planning						
Query	Level	Matching	Planning	Total	Base + Options	Base MDP
1	2	<1	<1	<1	770.42	1423.36
2	1	<1	10.55	11.1	1010.85	1767.45
3	0	12.36	1330.38	1342.74	1174.35	1314.94

Figure 4: Timing results for three example queries in the Taxi domain. The final three columns compare the total time for planning using the hierarchy, by planning in the SMDP obtained by adding all options into the base MDP (i.e., using options but not changing the representation), and by flat planning in the base MDP. All times are in milliseconds and are averaged over 100 samples, obtained using a Java implementation run on a Macbook Air with a 1.4 GHz Intel Core i5 and 8GB of RAM.

x and y coordinates and leaves those of the passenger unchanged. Both leave the *in-taxi* state variable unmodified. Similarly, the *put-down* and *pick-up* options are executable everywhere and when the taxi and passenger are in the same square, respectively, and modify the *in-taxi* variable while leaving the remaining variables the same. Partitioning all options in A_1 into abstract subgoal options results in a factored state space consisting of 20 reachable states where the taxi or passenger are at the depot locations (4×4 states for when the passenger is not in the taxi, plus 4 for when they are).

Constructing M_2 . Given M_1 , we now build the second level of the hierarchy by constructing options that pick up the passenger (wherever they are), move them to each of the four depots, and drop them off. These options become $A_2 = \{\textit{passenger-to-blue}, \textit{passenger-to-red}, \textit{passenger-to-green}, \textit{passenger-to-yellow}\}$. Each option is executable whenever the passenger is not already at the relevant depot, and it leaves the passenger and taxi at the depot, with the passenger outside the taxi. Since these are subgoal (as opposed to abstract subgoal) options, the resulting MDP, M_1 , consists of only 4 states (one for each location of the passenger) and is a simple (and coincidentally fully connected) graph. The resulting hierarchy is depicted in Figure 3b.

We used the above hierarchy to compute plans for three example queries, using dynamic programming and decision trees for planning and grounding classifiers, respectively. The results are given in Table 4; we next present each query, and step through the matching process in detail.

Example Query 1. Query Q_1 has the passenger start at the blue depot (with the taxi at an unknown depot) and request to be moved to the red depot. In this case B_1 refers to all states where the passenger is at the blue depot and the taxi is located at one of four depots, and G_1 similarly refers to the red depot. The agent must first determine the appropriate level to plan at, starting from M_2 , the highest level of the hierarchy. It finds state s_b where $\mathcal{G}_0(s_b) = B_1$ (and therefore $B_1 \subseteq \mathcal{G}_0(s_b)$ holds), and s_r where $\mathcal{G}_0(s_r) = G_1$ (and therefore $\mathcal{G}_0(s_r) \subseteq G_1$), where s_b and s_r are the states in M_2 referring to the passenger being located at the blue and red depots, respectively. Planning therefore consists of finding a plan from s_b to s_r at level M_2 ; this is virtually trivial (there are only four states in M_2 and the state space is fully connected).

Example Query 2. Query Q_2 has the start state set as

before, but now specifies a goal depot (the yellow depot) for the taxi. B_2 refers to all states where the passenger is at the blue depot and the taxi is at an unknown depot, but G_2 refers to a single state. M_2 contains a state that has the same grounding set as B_2 , but no state in M_2 is a subset of G_2 because no state in M_2 specifies the location of the taxi. The agent therefore cannot find a planmatch for Q_2 at level M_2 .

At M_1 no single state is a superset of B_2 , but the agent finds a collection of states s_j , such that $\mathcal{G}_0(\cup_j s_j) = B_2$. It also finds a single state with the same grounding as G_2 . Therefore, it builds a plan at level M_1 for each state in s_j .

Example Query 3. In query Q_3 , the taxi begins at the red depot and the passenger at the blue depot, and its goal is to leave the passenger at grid location (1, 4), with the taxi goal location left unspecified. The start set, B_3 , refers to a single state, and the goal set, G_3 , refers to the set of states where the passenger is located at (1, 4).

Again the agent starts at M_2 . B_3 is a subset of the grounding of the single state in M_2 where the passenger is at the blue depot but the taxi is at an unknown depot. However, G_3 is *not* a superset of any of the states in M_2 , since none contain any state where the passenger is not at a depot. Therefore the agent cannot plan for Q_3 at level M_2 .

At level M_1 , it again find a state that is a superset of B_3 , but no state that is a subset of G_3 —all states in M_1 now additionally specify the position of the taxi and passenger, but like the states in M_2 they all fix the location of the passenger at a depot. All state groundings are in fact disjoint from the grounding of G_3 . The agent must therefore resort to planning in M_0 , and the hierarchy does not help (indeed, it results in a performance penalty due to the compute time to rule out M_1 and M_2).

Summary

We have introduced a framework for building abstraction hierarchies by alternating skill- and representation-acquisition phases. The framework is completely automatic except for the choice of skill acquisition algorithm, to which our formulation is agnostic. The resulting hierarchies combine temporal and state abstraction to realize efficient planning and learning in the multi-task setting.

References

- [Bacchus and Yang 1991] Bacchus, F., and Yang, Q. 1991. The downward refinement property. In *Proceedings of the*

12th International Joint Conference on Artificial Intelligence, 286–292. San Francisco, CA, USA: Morgan Kaufmann Publishers Inc.

- [Barto and Mahadevan 2003] Barto, A., and Mahadevan, S. 2003. Recent advances in hierarchical reinforcement learning. *Discrete Event Dynamic Systems* 13:41–77.
- [Dietterich 2000] Dietterich, T. 2000. Hierarchical reinforcement learning with the MAXQ value function decomposition. *Journal of Artificial Intelligence Research* 13:227–303.
- [Hengst 2012] Hengst, B. 2012. Hierarchical approaches. In Wiering, M., and van Otterlo, M., eds., *Reinforcement Learning*, volume 12 of *Adaptation, Learning, and Optimization*. Springer Berlin Heidelberg. 293–323.
- [Konidaris, Kaelbling, and Lozano-Perez 2014] Konidaris, G.; Kaelbling, L.; and Lozano-Perez, T. 2014. Constructing symbolic representations for high-level planning. In *Proceedings of the Twenty-Eighth Conference on Artificial Intelligence*, 1932–1940.
- [Konidaris, Kaelbling, and Lozano-Perez 2015] Konidaris, G.; Kaelbling, L.; and Lozano-Perez, T. 2015. Symbol acquisition for probabilistic high-level planning. In *Proceedings of the Twenty Fourth International Joint Conference on Artificial Intelligence*.
- [McDermott et al. 1998] McDermott, D.; Ghallab, M.; Howe, A.; Knoblock, C.; Ram, A.; Veloso, M.; Weld, D.; and Wilkins, D. 1998. PDDL—the planning domain definition language. Technical Report CVC TR98003/DCS TR1165, Yale Center for Computational Vision and Control.
- [Parr and Russell 1997] Parr, R., and Russell, S. 1997. Reinforcement learning with hierarchies of machines. In *Advances in Neural Information Processing Systems 10*, 1043–1049.
- [Şimşek and Barto 2008] Şimşek, Ö., and Barto, A. 2008. Skill characterization based on betweenness. In *Advances in Neural Information Processing Systems 22*.
- [Solway et al. 2014] Solway, A.; Diuk, C.; Cordova, N.; Yee, D.; Barto, A.; Niv, Y.; and Botvinick, M. 2014. Optimal behavioral hierarchy. *PLOS Computational Biology* 10(8):e1003779.
- [Sutton, Precup, and Singh 1999] Sutton, R.; Precup, D.; and Singh, S. 1999. Between MDPs and semi-MDPs: A framework for temporal abstraction in reinforcement learning. *Artificial Intelligence* 112(1-2):181–211.