

Relaxation models for Single Helical Reversed Field Pinch plasmas

R. Paccagnella[^]

Consorzio RFX, Corso Stati Uniti 4, 35127 Padova, Italy

[^]and Istituto Gas Ionizzati del CNR

Abstract:

In this paper a relaxation theory, proposed several years ago for plasmas where a single dominant mode is present [1], is revisited. The solutions of the related eigenvalue problem are numerically calculated and discussed. Although these solutions are very rich and can reproduce well the magnetic fields measured in experiments, there is no manner within the theory to determine the dominant helicity, which is a free parameter in the model. To find the preferred helicity in the system, we propose to minimize the “distance” of the relaxed state from another state which is constructed as a two region generalization of the Taylor’s relaxation model [2,3] allowing current jumps. It is found that this comparison is able to predict the observed scaling with the aspect ratio and reversal parameter for the dominant mode in the Single Helical states. The aspect ratio scaling alone is discussed in a companion paper [4] in terms of the efficient response of a toroidal shell to specific helicities (within an undetermined sign), showing that the ideal wall boundary condition, a key ingredient in relaxation theories, is particularly well matched for them. Therefore the present paper together with [4] can give a satisfactory explanation of some robust and reproducible experimental facts observed in the Single Helical (SH) Reversed Field Pinch (RFP) plasmas.

Introduction:

In a companion paper [4] (hereafter called paper I) we discuss in some detail the numerical and experimental discovery of the Single Helical states in Reversed Field Pinches (see Ref.s [1-8] therein).

In paper I, the failure of Taylor’s relaxation theory [2,3] under this respect is also analyzed and it is shown that the main reason is the fact that Taylor’s theory predicts a flat parallel current density in the core of a force-free plasma, while the observed modes are triggered either by a current or by a pressure gradient localized near to the magnetic axis. In the same paper it is further shown that a toroidal conducting shell is able (apart from an undetermined sign) to respond efficiently to the modes observed in RFPs in SH states at shallow reversal (i.e. with a toroidal field reversal radius very near to the wall). For these modes the wall is inductively optimally coupled and passively counter reacts well to the field penetration and therefore appears almost as an ideal wall (with zero or very low radial magnetic field at the wall radius).

Since the presence of an ideal shell surrounding the plasma is crucial to preserve global invariants (like total helicity, magnetic energy etc.) these findings suggest that a relaxation mechanism, although different from the Taylor's one could be responsible for the excitation of the experimentally observed helicities.

Several years ago a theory was proposed which seems appropriate to describe situations in which a single mode is dominant [1]. Unfortunately at that time the SH helical states (see paper I for references) were not yet been observed. Moreover [1] proposed a set of equations which are not easily solved as an eigenvalue problem being quite sensitive to the initial condition (at least in some parameters region).

Note also that within this theory the helicity of the dominant mode is a free input parameter.

In more recent years some papers discussed the relaxation process in presence of current sheets [5, 6] or in multiple regions [7]. Since clearly in resistive plasmas during SH states island like structures could develop, as a consequence, the idea of multiple relaxation regions becomes natural. Resistive magneto-hydro-dynamic (MHD) modes, that can be associated with islands, can act as a barrier for a complete relaxation of the system toward a Taylor's state.

In this paper we discuss in some detail the solutions of the eigenvalue system proposed in [1]. Afterwards we construct a two region generalization of the Taylor's model, where, one region is delimited by the current island location in the plasma core and the second extends from the island edge to the wall. By defining an appropriate measure of the "distance" between the magnetic field profiles predicted by the two models we show that the minimum distance can determine the favorite dominant mode.

The paper is organized as follows: in section I the helical relaxation model [1] is revisited; in section II a two region relaxation model is formalized; in section III the procedure to determine the dominant helicity as a function of the aspect ratio and reversal parameter is presented and finally general discussion and conclusions are given.

I. The Single helicity relaxation model

In this section the model described in [1] and the procedure to obtain a numerical solution of the associate eigenvalue problem is presented.

The relaxation model assumes a dominant helicity in the plasma and a minimization procedure for energy subjected to the conservation of total helicity (as in Taylor's theory [2]) and of an invariant related to the dominant mode expressed as [8]:

$$K_1 = \frac{1}{2} \int_V \chi^d \mathbf{A} \cdot \mathbf{B} dV$$

where the integral is over the whole plasma volume, \mathbf{A} and \mathbf{B} are respectively the magnetic potential and the magnetic field and χ is the helical flux function of the mode defined as:

$$\chi = q_s \Psi - \Phi$$

where q_s is the mode pitch, Ψ is the poloidal flux, while Φ is the toroidal flux, d is a positive integer. The new invariant corresponds therefore to the total helicity “weighted” over some power of the helical flux (and hence of the helicity) of the dominant mode. The underlying idea is that together with the total helicity in Taylor’s relaxation, the invariant K_1 is also a well preserved quantity in a relaxation process dominated by a single mode.

The relaxed state (assuming a vanishing current at the wall) is shown to satisfy the equation [8]:

$$\mathbf{J} = \frac{\lambda_0 (d+2)}{2} \chi^d \mathbf{B} \quad (2)$$

where λ_0 is a constant. As shown in [1] Eq.(2) can be solved in cylindrical geometry as a two point boundary value problem for a ODE system of four coupled variables with conditions at $r=0$ and at $r=1$ (by normalizing the radius r to the plasma minor radius a). It should be mentioned that the numerical solution of this system is not trivial, since it shows a behavior, at least in some intervals of the free parameter λ_0 , quite sensitive to the initial condition. This sensitiveness shows up, in particular, in the fact that a convergence to the final eigenstate can be obtained numerically only if the initial state is not too “far” from the final solution; similarly to what happens sometime in searching the roots of a nonlinear algebraic equation where a good initial guess could be critical for the final convergence.

As discussed in [1,9] there are pinch like (P) and tokamak like (T) solutions of the system. The solution only depends on q_s . However since $q_s = (R/a) m/n$ where R/a is the torus aspect ratio while m and n are respectively the poloidal and toroidal mode numbers, the aspect ratio and mode helicity can be chosen separately.

We find several interesting features of the solutions described by Eq.(2) by looking in particular to the P branch. Some results are reported in the next section.

I.1 Single helical relaxed eigenstates properties

The solutions of Eq.(2) (or of the associated fourth order ODE [9]) for the P branch is very rich.

A full description and analysis of them is however not the main purpose of this paper,

therefore we consider here a few results relevant for the following discussion.

Taking, as in [9], $d=1$ in Eq.(2), an example of the relaxed profiles is given in Fig.1, where four cases at different values of the reversal parameter F (i.e. the ratio between the toroidal field at the wall and the average toroidal field over the plasma cross section) are shown. As in the rest of the paper, we set $m=1$, in agreement with the experimental evidence during SH states. In this way the relaxed state can be determined by selecting n , the toroidal mode number, and the aspect ratio.

Note that the negative sign in front of n in Fig.1 means that the modes are those resonant near the magnetic axis, in the core plasma.

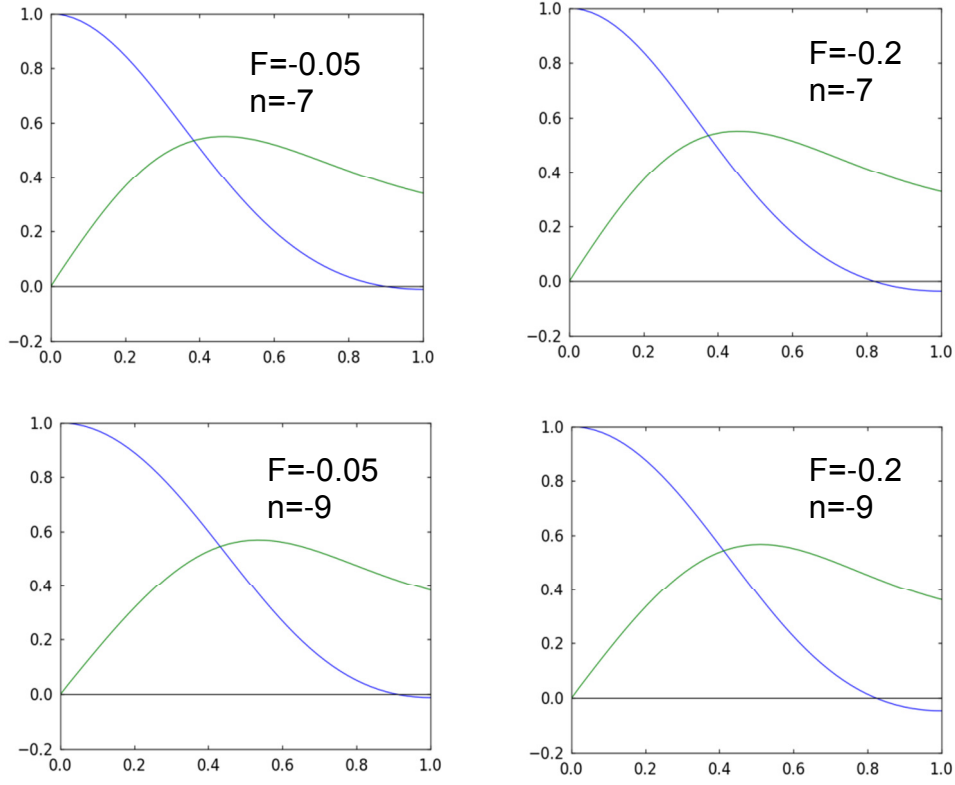


Fig.1: Poloidal and toroidal field components as a function of normalized radius r/a corresponding to the eigenstates with eigenvalues : $\lambda_o = -2.3, -2, -3.9, -3.1$ from up left to bottom right corner for an aspect ratio $R/a=5$ (assuming $m=1$) (case with $d=1$ and $\mu(a)=0$ as in [1]).

An important feature for determining the stability of the magnetic field profiles in RFP's, as discussed in detail in paper I, is the parallel current profile (see Fig.2).

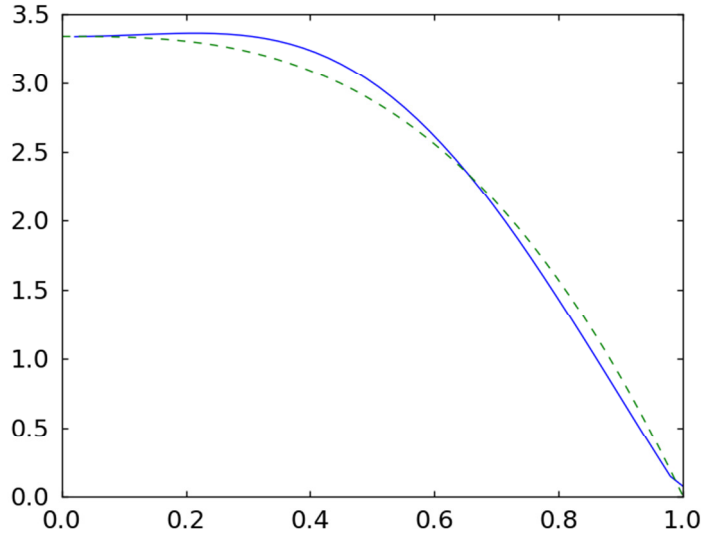


Fig.2: Parallel current radial profile $\mu = J B/B^2$ for the case $n=-9$ $F=-0.05$ of Fig.1

In Fig.2 a fit of the parallel current (dashed line) is also given by using the function :

$\mu(r) = \mu(0) (1-(r/a)^{\alpha_{\text{fit}}})$ with $\mu(0)$ as obtained from the relaxed profiles solution and α_{fit} deduced from the fit. In the case of the figure $\alpha_{\text{fit}} = 2.83$ is found.

In general, for a given aspect ratio, the flatness (corresponding to more stable profiles) increases with n as shown in Fig.3. As in the rest of the paper absolute n 's values are given, referring however to modes resonant in the core.

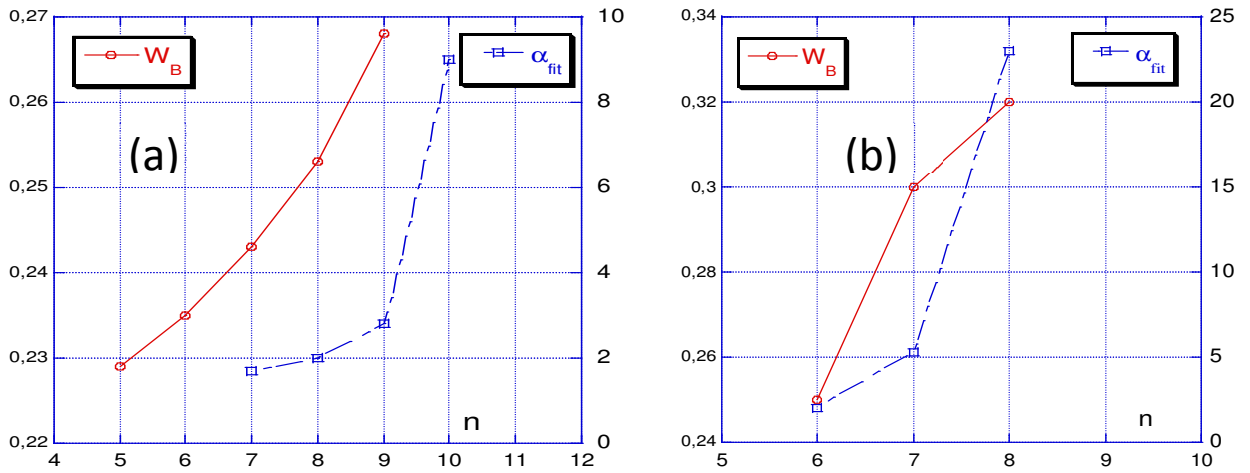


Fig.3 Magnetic energy W_B and fitting exponent of the μ profile vs. n for $R/a=5$ and $F=-0.05$ (shallow reversed case) (a) with $d=1$ as in [1] and (b) with $d=2$ as in Sec. III (absolute n values are shown).

Note that for α_{fit} 's less or around 2 (and $\mu(a)=0$) the configurations are ideally unstable [10].

Therefore assuming $d=1$ and the same profiles as in [1] (Fig.3(a)) $n=7,8$ modes corresponds likely to unstable configurations. Instead for $d=2$ and a finite value of the parallel current at the wall (see also Sec.III) all cases are stable (Fig.3(b)).

In Fig. 3 the total magnetic energy, obtained at different n 's and calculated for the eigenstate solutions, is also given. It can be seen that it monotonically increases with n . These general features are confirmed for different aspect ratios and F values. In general at low aspect ratio, $R/a=2$, the increasing rate with n of both quantities, W_B and α_{fit} , is even steeper than for higher R/a values.

On the basis of this brief analysis of the properties of the solutions of Eq.(2) we can conclude that, assuming $d=1$ and zero current density at the plasma edge, some of the relaxed states solutions correspond to stable magnetic fields (at relatively high n 's) while others (typically low n 's) can be ideally unstable. The magnetic energy, which has obviously a local stationary point subjected to the given constraints for each eigenstate and corresponding eigenvalue, is nevertheless a monotonically increasing function with the toroidal mode number. Similar properties, corresponding however to all stable configurations, are obtained with $d=2$ and with a finite parallel current density near to the wall, a case that will be further exploited in Sec.III.

In Fig.4 the F vs Θ curves are shown for different aspect ratios and n 's values. It should be noted that the values of Θ at which $F=0$ (i.e. when the magnetic toroidal field reverses) depends on both R/a and n . As already noted in [1], they match much better, than the Taylor's fully relaxed states, the experimental operational range. The case (b) in Fig.4 corresponds to the more realistic interval of F and Θ values (if compared with experiments) and, as mentioned, to stable profiles over the whole range of n values.

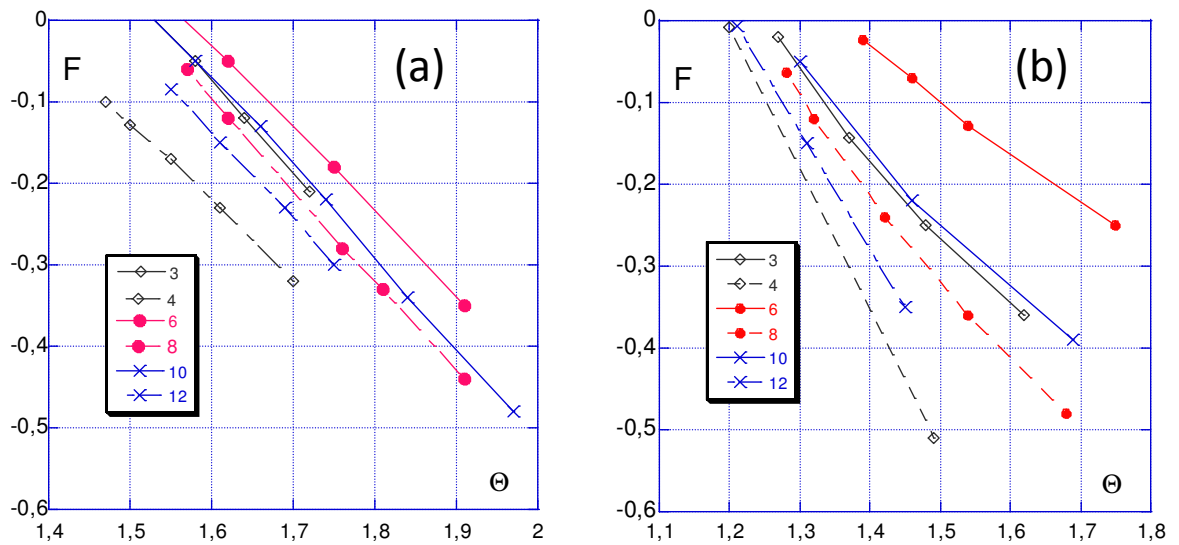


Fig.4: F vs Θ for different aspect ratios ($R/a=2$ diamonds, 5 circles and 6.8 crosses) and n 's (a) with $d=1$ as in [1] and (b) with $d=2$ as in Sec.III.

II. A two region Taylor's relaxation model

SH states in RFP corresponds to fully reconnected helical plasmas. The presence of a reconnecting mode and the corresponding island structure in the SH states justifies therefore the idea to consider a generalization of Taylor relaxation in which the internal region (approximately within the X-point of the island) corresponds to a different relaxed state with respect to the external region (from the X-point to the wall). We assume that the plasma will satisfy a force-free relaxed state solution:

$$(\nabla \times \mathbf{B})_{||} = \alpha(r) \mathbf{B} \quad (3)$$

To construct the solution over the whole radius we divide the plasma in a core region, $0 \leq r < r_c$, where α is exactly constant with a value α_1 , while for $r_c < r \leq a$, we express the magnetic field as a combination of Bessel Functions with a different constant α_2 .

With these assumptions the full solution of Eq.(3) in cylindrical geometry can be written as:

$$\mathbf{B} = (0, J_1(\alpha_1 r), J_0(\alpha_1 r)) \quad \text{in } 0 \leq r < r_c$$

$$\mathbf{B} = (0, b_1 J_1(\alpha_2 r) + b_2 Y_1(\alpha_2 r), c_1 J_0(\alpha_2 r) + c_2 Y_0(\alpha_2 r)) \quad \text{in } r_c < r \leq a$$

where the J's and Y's are Bessel functions of the first and second kind respectively and b's and c's are arbitrary constants to be determined by matching the solutions in $r=r_c$ imposing continuity of the fields and their derivatives.

Simple algebraic relations can be deduced for the constants:

$$\begin{aligned} b_1 &= \frac{1}{2} \pi r_c (\alpha_2 J_1(\alpha_1 r_c) Y_0(\alpha_2 r_c) - (k_1 + \alpha_1 J_0(\alpha_1 r_c)) Y_1(\alpha_2 r_c)) \\ b_2 &= \frac{1}{2} \pi r_c (-\alpha_2 J_0(\alpha_2 r_c) J_1(\alpha_1 r_c) + (k_1 + \alpha_1 J_0(\alpha_1 r_c)) J_1(\alpha_2 r_c)) \\ c_1 &= \frac{1}{2} \pi r_c ((-k_0 + \alpha_1 J_1(\alpha_1 r_c)) Y_0(\alpha_2 r_c) - \alpha_2 J_0(\alpha_1 r_c) Y_1(\alpha_2 r_c)) \\ c_2 &= \frac{1}{2} \pi r_c ((k_0 - \alpha_1 J_1(\alpha_1 r_c)) J_0(\alpha_2 r_c) + \alpha_2 J_0(\alpha_1 r_c) J_1(\alpha_2 r_c)) \end{aligned}$$

These expressions are written for the general case where a local jump in the derivative of the fields is present. The amplitude of the jump is determined by specifying the two free constants k_0 , k_1 related to the discontinuities of the poloidal and toroidal fields derivative respectively. Although the current jump does not play a role in our results, interestingly, it has been shown [11] that by modulating the jump it would be possible to directly affect the plasma stability. Therefore we

introduce this degree of freedom in the model. Moreover the constants k_0 and k_1 could also be used (see below), in principle, to adjust the edge current density.

Examples of the toroidal and poloidal magnetic field profiles obtained with this model are given in Fig.5 for different sets of the free parameters r_c , $\alpha_{1,2}$.

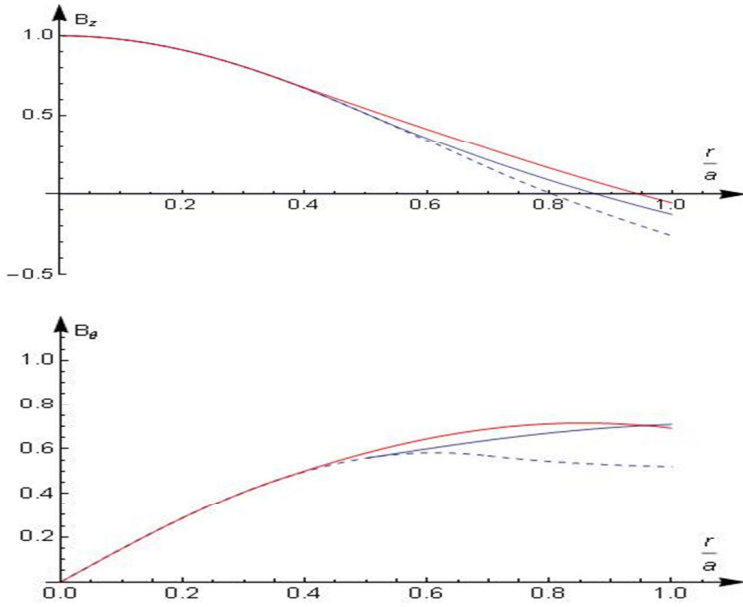


Fig.5: Toroidal and poloidal magnetic field profiles vs. r/a . From the dashed line toward less reversed cases the parameters are: $r_c=0.7$, $\alpha_1=3$, $\alpha_2=0.5$; $r_c=0.5$, $\alpha_1=3$, $\alpha_2=1.5$ and $r_c=0.35$, $\alpha_1=3$, $\alpha_2=2.1$ and $k_0=k_1=0$ (no current jump).

By construction the two parameter model has an α profile (named μ in section 1.1) which is a function of radius (see Fig.6). The fact that α becomes a decreasing function of radius is, as discussed in paper I, a desirable feature to affect the stability of the on-axis resonant modes which are instead completely stabilized for a flat α profile.

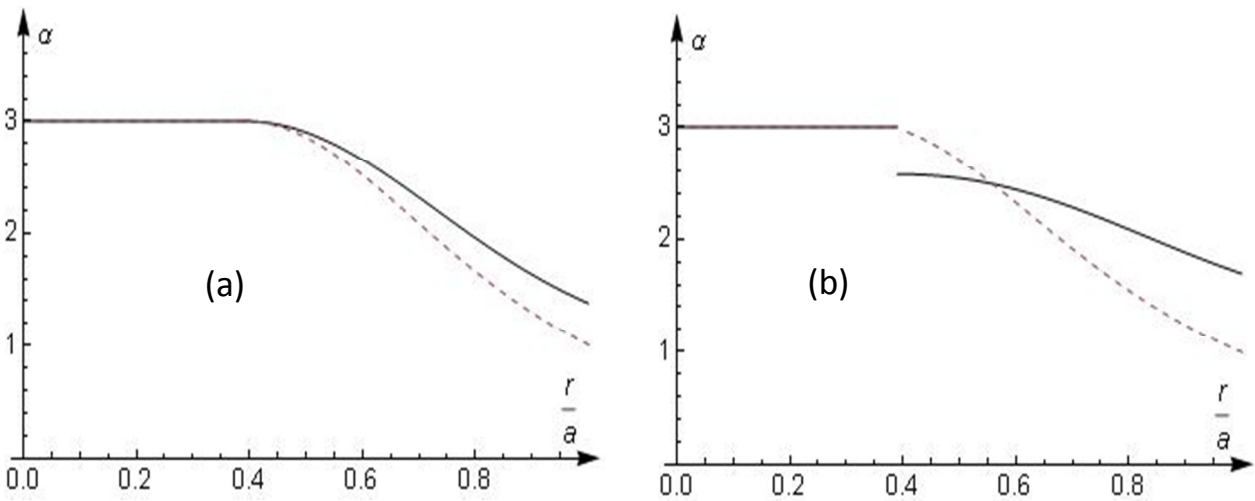


Fig.6: α vs. normalized radius for $r_c=0.39$ with $\alpha_1=3$ and $\alpha_2=2.1$ and 1.5 (dashed curve) and $k_0=k_1=0$ (a) and $k_0=0.2, k_1=-0.3$ ((b) plain line) and $k_0=0.3, k_1=0.2$ ((b) dashed line)

As can be seen in Fig.6(b) the jump in the derivatives at $r=r_c$ can be used either to produce a real jump in the parallel current profile (that can determine plasma stability [11]) or to modulate the parallel current gradient in the region with $r > r_c$ and its value at the wall.

III. Dominant mode scaling with R/a and F

In this section we establish a procedure to determine the toroidal mode number, n , that is likely to emerge at different aspect ratios and also at different F values.

As described in Sec.I, within the single helical mode relaxation theory, the n (giving m) value is just an input parameter. We have also shown that for some aspect ratios and n values (with $d=1$) the profiles are unstable, since they correspond to a very peaked current profile.

To describe situations where reconnecting modes and island structures develop we construct a flexible model that generalizes Taylor's states to the case where two separate relaxations regions exist: a fully relaxed state with flat current within the island and a partially relaxed state elsewhere.

Our procedure is therefore based on a mixed approach. We make the hypothesis that the emerging states at each aspect ratio and F values are those that correspond to states in which a single dominant mode relaxation state is "near" (in some sense described below) to the profiles that can also be obtained by a relaxation that allows the presence of islands (and /or current discontinuities), as described in Sec. II, due to the presence of reconnected magnetic fields.

Finite currents jumps are allowed in the model, however, as it will be shown, it is not necessary to specify the amplitude of the jump, since interesting results can be obtained even in the limit with $k_0=k_1=0$ (see Sec. II).

Therefore we start from a reasonable choice of the 3 free parameters of our two region relaxation model, i.e. $(r_c, \alpha_{1,2})$ assuming fields with continuous derivatives throughout the plasma. By reasonable we mean that it reproduces the main feature of the experimental data, for example in terms of the F, Θ parameters, of the on axis q (safety factor), estimated position of the island (as can be deduced for example by tomographic reconstruction). Then we calculate for similar F and Θ , also selecting the aspect ratio and the n values, the relaxed states obtained by solving Eq.(2). We can therefore calculate the current profile components obtained by the two methods. Note that, in the following, the results of the single helical relaxation model are obtained setting $d=2$ in Eq.(2) and choosing a constant that allows a finite parallel current at the edge. As shown in Sec.I these profiles are stable for every n value and are also covering a region in the F - Θ operational space well overlapped to that of the existing experiments. The profiles deduced by solving Eq.(2) and those obtained from the two region relaxation model are similar, as can be seen in Fig.7.

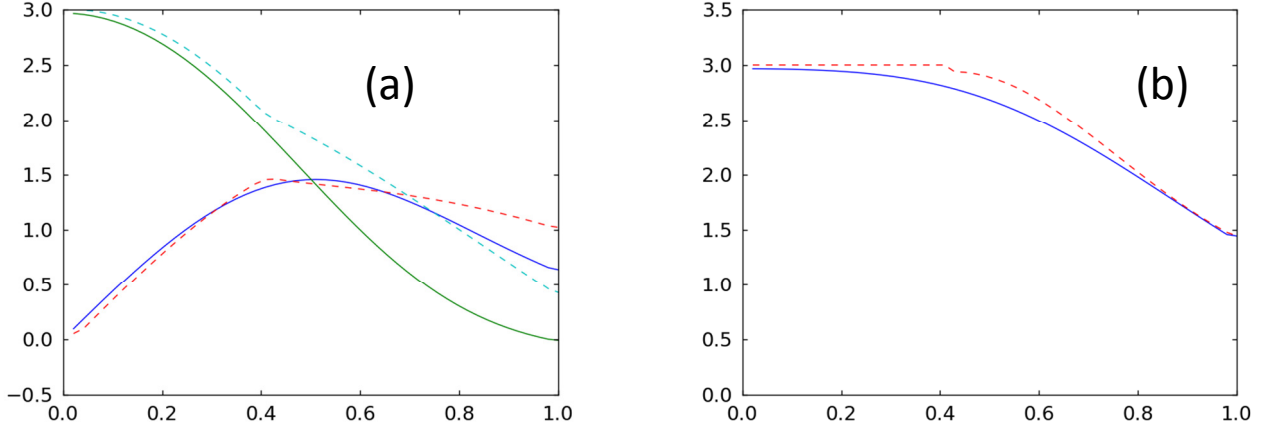


Fig.7: Poloidal and toroidal current densities (a) and μ (or α) profile (b) vs. normalized radius obtained from Eq.(2) (plain lines) with $R/a=5, n=-7, F=-0.05$ and $d=2$ and from the two region model (dashed lines) with $\alpha_1=3$, $\alpha_2=2.1$ and $r_c=0.39$.

The differences between the two models are appreciable mainly in the external region due to a different behaviour of the parallel current profile there. The interesting feature, is however, that the “mean” difference between the two region and the helical relaxation models, depends on the helical mode number. In fact we can define an integral error function:

$$E(q_s) = \frac{\int (J_{\parallel}^{\alpha_{1,2}} - J_{\parallel}^{\chi})^2 dr}{J_{\parallel, \max}^{\alpha_{1,2}^2}}$$

where $J_{\parallel}^{\alpha_{1,2}}$ is the parallel current deduced from our 2 region model, while $J_{\parallel, \max}^{\alpha_{1,2}}$ is its maximum value, and J_{\parallel}^{χ} is the parallel current has deduced from Eq.(2). The integral is over the whole radial extent from 0 to 1. The aim, as mentioned, is to find a value of q_s which minimize the difference. In this way for each aspect ratio (and also F value) the helical solution nearest to our two region relaxation model can be found. This ultimately overcomes the limitation of the helical relaxation model by determining the helicity which minimizes the above defined difference and allows in principle the presence of current jumps in the system.

The numerical results are shown in Fig.8.

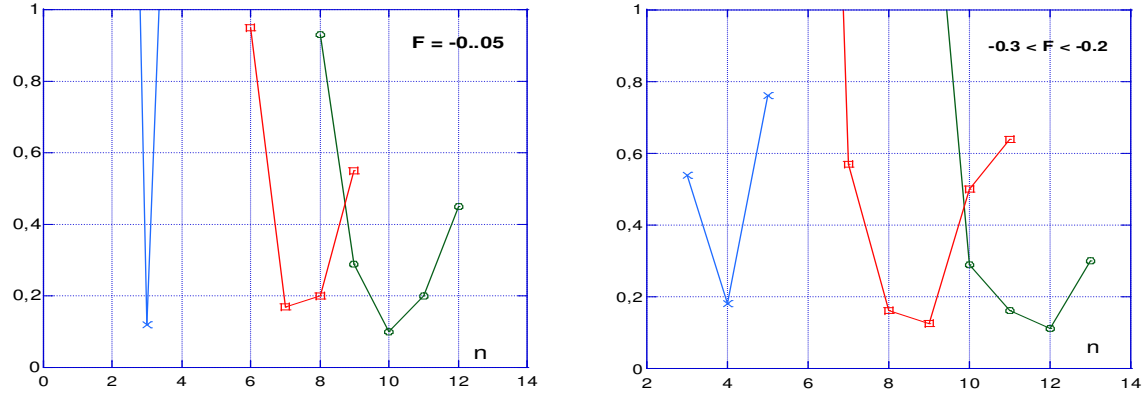


Fig.8: The integral difference E vs. n for different aspect ratios ($R/a=2$ crosses, 5 squares, 6.8 circles) and two values of F (shallow and deeper). (absolute n 's values are given)

It can be seen that the minimum value of the normalized integral E is achieved at different n 's for each aspect ratio and also for each F value. The behavior with both, aspect ratio and F , is in a very good agreement with the experimental results discussed in paper I (see references therein).

In obtaining the results of Fig.8 the free parameters (α_1, α_2, r_c) of the two region relaxation model have kept constant at the values used in Fig.7. However it has been verified that varying them (for example α_1 in the interval 2.8-3.3) does not change significantly the position in n 's of the minima.

Therefore the results displayed in Fig.8 appear to be quite robust. They have been obtained for parallel current profiles which remain finite at the plasma edge. Within the single helical relaxation theory this has been achieved by setting $d=2$ in Eq.(2) (and also by the appropriate setting of another free constant in the model), while, for the two region model, this is a quite natural outcome for a reasonable (i.e. experimentally relevant) choice of the free parameters.

In Sec.I it was shown that with $d=2$ all the relaxed states are stable and that the F - Θ experimental operational region is well reproduced.

The finite amount of the parallel current near to the wall, is likely, not so fundamental, and it is mainly a consequence here of the attempt to reasonably match the profiles obtained with the two region relaxation model. By selecting a different d and value of the parallel current at the edge, the magnetic field profiles can slightly change. As discussed in Sec.I, the choice: $d=1$ and zero parallel current at the edge, leads however to very peaked, in some cases, ideally unstable profiles, that should be likely ruled out. Tearing stability, together with pressure and transport effects in the core plasma, could also play a central role in the oscillatory time behavior of the SH states, as also

recently discussed [12]. Within our two regions relaxation model, however it would be very easy to introduce an assigned local jump of the parallel current profile that could, in turn, affect the global plasma stability [11] without the need of a whole rearrangement of the magnetic field profiles. What is needed is just a mechanism that produces a local effect such as an intensification of the current at (or near to) the resonance surface of the dominant mode. Local heating can easily produce current intensification in a narrow region, when considering Spitzer's like resistivity together with Ohm's law. For example a chaos healing mechanism within the island [13] could be a possible candidate to explain a transport reduction and therefore the heating. Obviously beside current jumps obviously also current sheets (i.e. local magnetic field discontinuities) can affect the plasma stability.

Only a careful comparison with the magnetic measurements, both of the mean and perturbed fields, could probably answer to the question about the most appropriate choice for d and for the edge value of the current density in the relaxation model. To show that the role of the edge profiles is not a fundamental one, it should be noted, that, the minima given in Fig.8 (as we also verified) are well reproduced even if the integral defining E is restricted over half of the plasma radius, i.e. it is calculated only in the core region excluding the edge plasma. This clearly indicates the importance of the profile rearrangements (and therefore of the physical effects that produce them) occurring in the core, in order to correctly predict the properties of the RFP's during the SH relaxation phases.

Discussion and Conclusions

In a companion paper (paper I) it was found that a toroidal conductive shell has a preferential electromagnetic response to modes with toroidal mode numbers similar to those detected in experiments at various aspect ratios. However the sign of the corresponding helicity could not be decided within the model. The observation that helicities similar to those measured in experiments could "feel" a near ideal wall response, triggers the attention toward relaxation theories, as possible candidates to explain the behavior of the dominant helicities with the aspect ratio and with the reversal parameter, F (including the determination of the correct sign of the dominant mode).

Motivated by this observation, we consider an earlier proposed relaxation theory that assumes a dominant helicity in the plasma [1]. Although interesting features and characteristics of these relaxed magnetic fields emerge, there is no way, within the theory of finding the helicity that is favoured as a function of the aspect ratio or of the reversal parameter, as required by several reproducible/robust experimental observations (see paper I for references) in different machines.

The presence in the plasma of a reconnecting mode with an associated island structure (typical of the SH states) suggests also the development of a two region relaxation model that generalizes Taylor's states. In this model current discontinuities can be easily included, a feature that can directly affects the system stability [11].

Then, it has been hypothesized that the observed helicity in experiments should be the one that minimize the "distance" between the magnetic profiles obtained from the single helical relaxation, on one hand, and from the two region relaxation theory on the other. Although the two region relaxation model can model the presence of current discontinuity, we also verified that the results presented here are not influenced for small or moderate current jump amplitudes, therefore in the paper we only consider continuous field derivatives, since all the interesting findings can be derived in this limit. Current discontinuities and also current sheets within the islands (not treated here) could however determine the system stability and the relaxation oscillations observed in experiments, as for example described in the model developed in Ref. [12].

The above assumption of minimum distance, is also based on the observation that current jumps are possibly characteristics that emerge in experiments in an unpredictable and discontinuous way. Therefore the "smooth" relaxed states obtained from [1], could be considered as a sort of "average" configurations, among a series of more general states, where the presence of island-like structures could play a dominant role.

As shown in this work, the above hypothesis, is able to predict in a simple way the behavior of the dominant helicity as a function of aspect ratio and F values.

As discussed in detail in paper I (see Ref.[3-8,14,25-26,30] therein), a dominant mode with $n=-3,-7$ and -11 is observed in experiments (at shallow F) with $R/a=2, 4.3$ and 6.8 respectively, while these numbers shift to $n=-4, -8, -12$ at a deeper reversal, in very good agreement with the present results (see Fig.8).

These helicities correspond to modes resonant near the magnetic axis (at $r=0$), the so called core resonant modes. The emergence of these modes is strictly related to the fact that the parallel current profile has a finite gradient in the central region, which is allowed both by the single helical and by the two regions relaxation models discussed here.

To conclude: In this paper it was shown that 2 types of relaxations could play a role in the emergence of the SH states in RFPs. On one side, a smooth relaxation which preserves some global invariants is operating in systems where an ideal or quasi ideal boundary is present, and, on the

other hand, a relaxation process where the presence of magnetic islands (justifying a multiple region relaxation process) and local effects, are important. According to our analysis the states that are achieved are those for which there is a minimal deviation between the magnetic fields (and associated currents) predicted by these two models. We found in particular that for each aspect ratio and degree of toroidal field reversal this minimum is achieved in correspondence to specific mode numbers in very good agreement with experimental measurements in different RFP devices. The relaxation models studied here correspond to partially relaxed states with a non flat parallel current density and are able to match satisfactorily the operational regions of the existing RFP machines. The development of current sheets or current jumps can, in turn, affect the global stability of the system and may explain, when associated with a suitable reconnection and transport models, the sawtooth behavior seen in experiments [12].

Acknowledgments: I am grateful to my colleague Italo Predebon for his advice in installing under Linux some python libraries useful to solve eigenvalue problems. I thanks also P. Zanca for very helpful comments.

References:

- [1] A. Batthacharjee, R.L. Dewar, D.A. Monticello, Phys. Rev. Lett. **45** (1980) 347.
- [2] J. B. Taylor, Phys. Rev. Lett. **33** (1974) 1139.
- [3] J.B. Taylor, Rev. Mod. Phys. **58** (1986) 751.
- [4] R. Paccagnella submitted to Phys. Rev. Lett. (2015).
- [5] Z. Yoshida and R.L. Dewar, J. Phys. A: Math. Theor. **45** (2012) 365502.
- [6] R.L. Dewar, A. Batthacharjee, R.M. Kulsrud, A.M. Wright, Phys. of Plasmas **20** (2013) 082103.
- [7] M.J. Hole, S. R. Hudson, R.L. Dewar, J. Plasma Phys. **72** (2006) 1167.
- [8] A. Batthacharjee, R.L. Dewar, Phys. Fluids **25** (1982) 887.
- [9] A. Batthacharjee, R.L. Dewar, A.H. Glasser, M.S. Chance, J.C. Wiley, Phys. Fluids **26** (1983) 526.
- [10] V. Antoni , D. Merlin , S. Ortolani , R. Paccagnella , Nucl. Fus. **26** (1986) 1711.
- [11] E. Tassi, R. J. Hastie, and F. Porcelli, Phys. of Plasmas **15**, 052104 (2008)
- [12] R. Paccagnella, Phys. of Plasmas **21** (2014) 032307.
- [13] D. Escande, R. Paccagnella, S. Cappello, C. Marchetto, F. D'Angelo, Phys. Rev. Lett. **85** (2000) 3169.