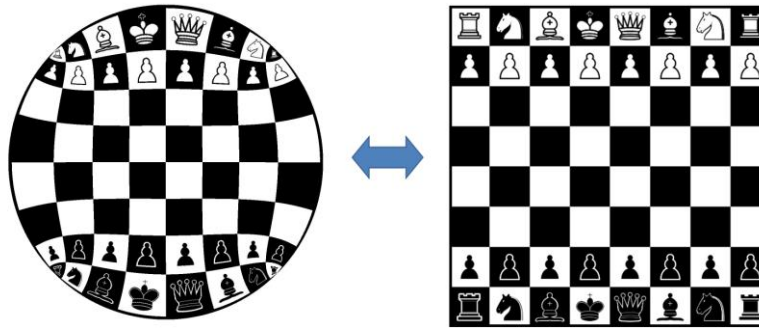


Analytical Methods for Squaring the Disc

Chamberlain Fong
spectralfft@yahoo.com
Seoul ICM 2014

Abstract – We present and discuss several old and new methods for mapping a circular disc to a square. In particular, we present analytical expressions for mapping each point (u,v) inside the circular disc to a point (x,y) inside a square region. Ideally, we want the mapping to be smooth and invertible. In addition, we put emphasis on mappings with desirable properties. These include conformal, equiareal, and radially-constrained mappings. Finally, we present applications to geography, panoramic photography, and hyperbolic art.

Keywords – Squaring the Disc, Mapping a Circle to a Square, Mapping a Square to a Circle, Squirecle, Conformal Mapping, Circle and Square Homeomorphism, Schwarz-Christoffel Mapping, Cartography



A.1 Introduction

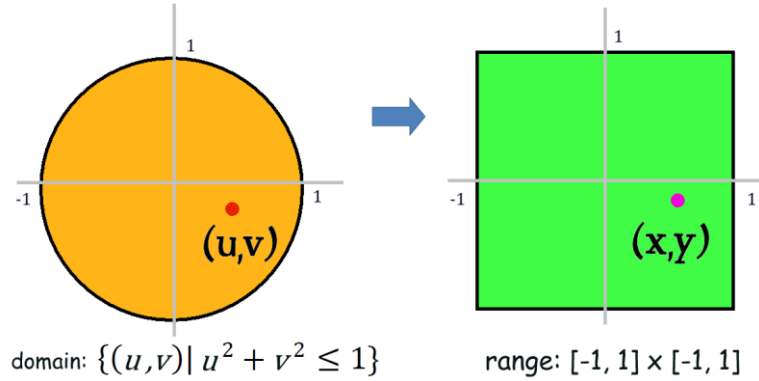
The circle and the square are among the most common shapes used by mankind. It is certainly worthwhile to study the mathematical correspondence between the two. In this paper, we shall discuss ways to map a circular region to a square region and back. There are infinitely many ways of doing this mapping. Of particular interest to us are mappings with nice closed-form invertible equations. We emphasize the importance of invertible equations because we want to perform the mapping back and forth between the circular disc and the square. We shall present and discuss several such mappings in this paper.

A.2 Organization of this Paper

We anticipate that there will be two types of people who might read this paper. The 1st kind would be those who just want to get the equations to map a circular region to a square; and do not really care about proofs or derivations. The 2nd kind would be more interested in the mathematical details behind the mappings. Therefore, we shall organize this paper into two parts. The 1st part will only contain equations for mapping a circular disc to a square region and back. The 2nd part will delve more into mathematical details and discuss some desirable properties of the different mappings. Also, we will discuss real-world applications of such mappings.

There are accompanying presentation slides to this paper available on these websites:
<http://www.slideshare.net/chamb3rlain/analytical-methods>
<http://squircluar.blogspot.com>

A.3 Canonical Mapping Space



The canonical space for the mappings presented here is the unit disc centered at the origin with a square circumscribing it. This unit disc is defined as $\mathcal{D} = \{(x, y) | x^2 + y^2 \leq 1\}$. The square is defined as $\mathcal{S} = [-1, 1]^2$. This square has a side of length 2. We shall denote (u, v) as a point in the interior of the unit disc and (x, y) as the corresponding point in the interior of the square after the mapping. In this paper, we shall present several equations that relate (u, v) to (x, y) .

Mathematically speaking, we want to find functions f that maps every point (u, v) in the circular disc to a point (x, y) in the square region and vice versa. In others word, we want to derive equations for f such that $(u, v) = f(x, y)$ and $(x, y) = f^{-1}(u, v)$.

A.4 A Classic Problem in a Modern Guise?

The mapping of the circular disc to a square region is similar but not equivalent to the classic mathematical problem of “squaring the circle”. For one thing, in the classic mathematical problem, one is restricted to using only a straightedge and a compass. Our problem concerns finding a mapping equations that a computer can calculate. In particular, we want explicit equations to mapping each point (u, v) to point (x, y) . The two problems are superficially similar but ultimately quite different. One problem has to do with geometric construction; while the other problem has to do with finding a two-dimensional mapping function.

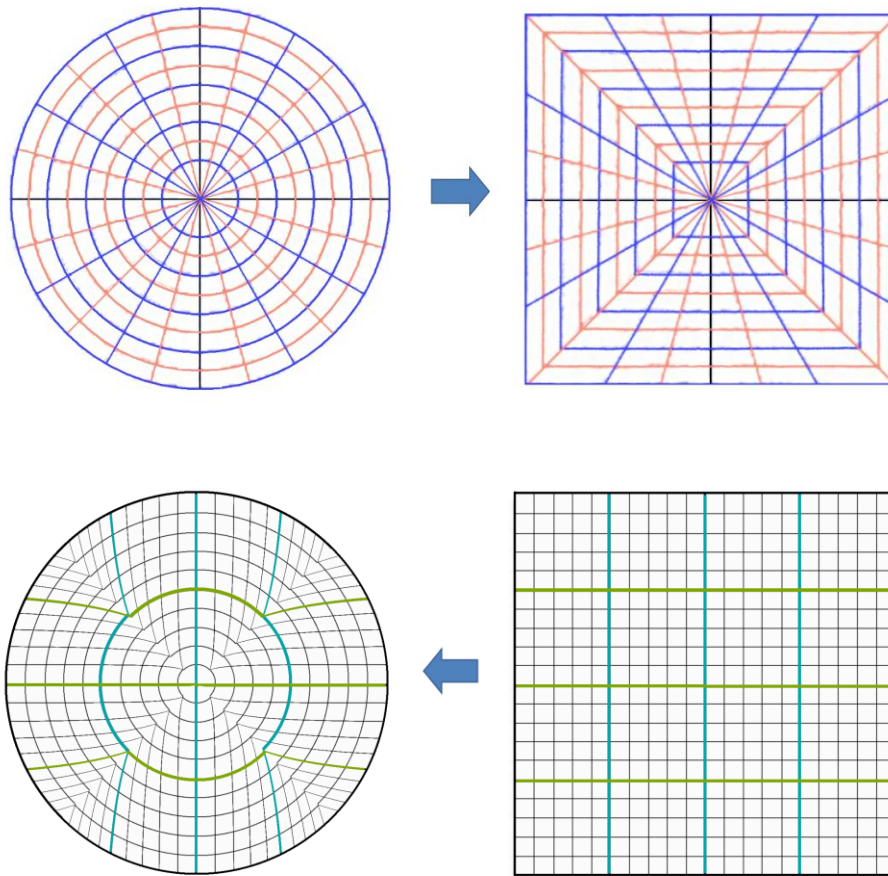
A.5 The Mappings

In the next four pages, we shall present four mappings for converting the circular disc to a square and vice versa. We include pictures of a radial grid inside the circle converted to a square; and a square grid converted to a disc. This is followed by equations for the mappings. In these equations, we shall make use a common math function called the signum function, denoted as $\text{sgn}(x)$. The signum function is defined as

$$\text{sgn}(x) = \frac{|x|}{x} = \begin{cases} -1 & \text{if } x < 0, \\ 0 & \text{if } x = 0, \\ 1 & \text{if } x > 0. \end{cases}$$

Also note that for the sake of brevity, we have not singled out cases when there are divisions by zero in the mapping equations. For these special cases, just equate $x=u$, $y=v$ and vice versa when there is an unwanted division by zero in the equations. This usually happens when $u=0$ or $v=0$ or both.

Naïve Stretching



Disc to square mapping:

$$x = \begin{cases} \operatorname{sgn}(u)\sqrt{u^2 + v^2} & \text{when } u^2 \geq v^2 \\ \operatorname{sgn}(u) \frac{u \sqrt{u^2 + v^2}}{v} & \text{when } u^2 < v^2 \end{cases}$$

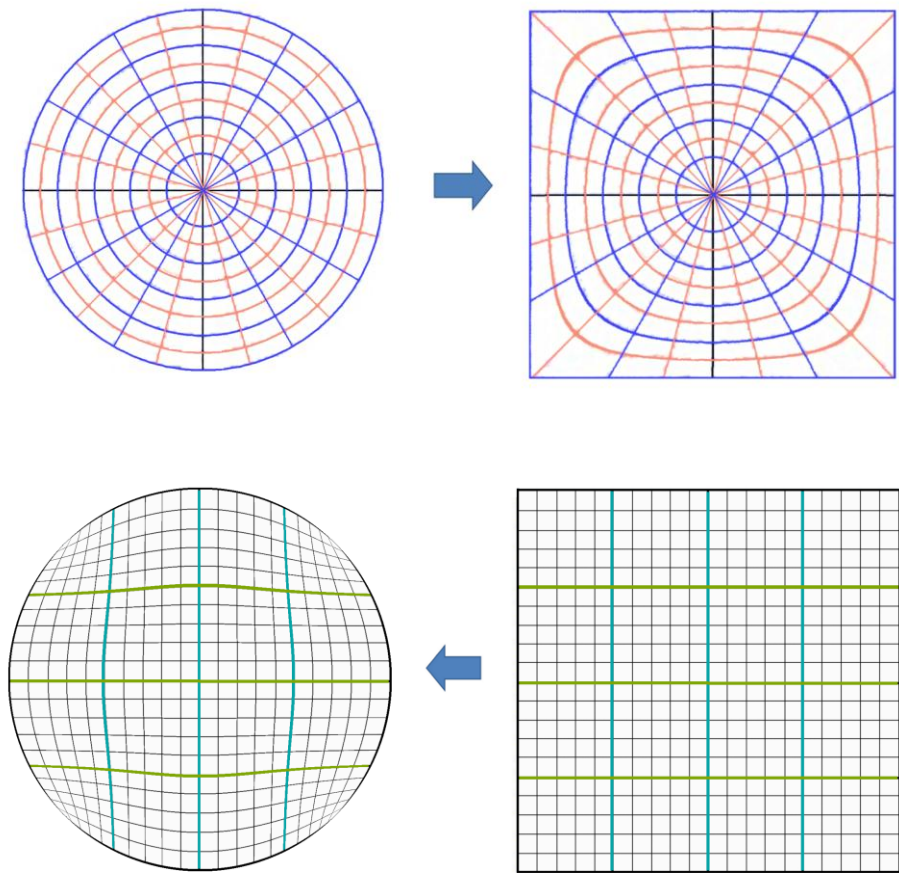
$$y = \begin{cases} \operatorname{sgn}(v) \frac{v \sqrt{u^2 + v^2}}{u} & \text{when } u^2 \geq v^2 \\ \operatorname{sgn}(v) \sqrt{u^2 + v^2} & \text{when } u^2 < v^2 \end{cases}$$

Square to disc mapping:

$$u = \begin{cases} \operatorname{sgn}(x) \frac{x^2}{\sqrt{x^2 + y^2}} & \text{when } x^2 \geq y^2 \\ \operatorname{sgn}(x) \frac{x y}{\sqrt{x^2 + y^2}} & \text{when } x^2 < y^2 \end{cases}$$

$$v = \begin{cases} \operatorname{sgn}(y) \frac{x y}{\sqrt{x^2 + y^2}} & \text{when } x^2 \geq y^2 \\ \operatorname{sgn}(y) \frac{y^2}{\sqrt{x^2 + y^2}} & \text{when } x^2 < y^2 \end{cases}$$

FG-Squircle Mapping



Disc to square mapping:

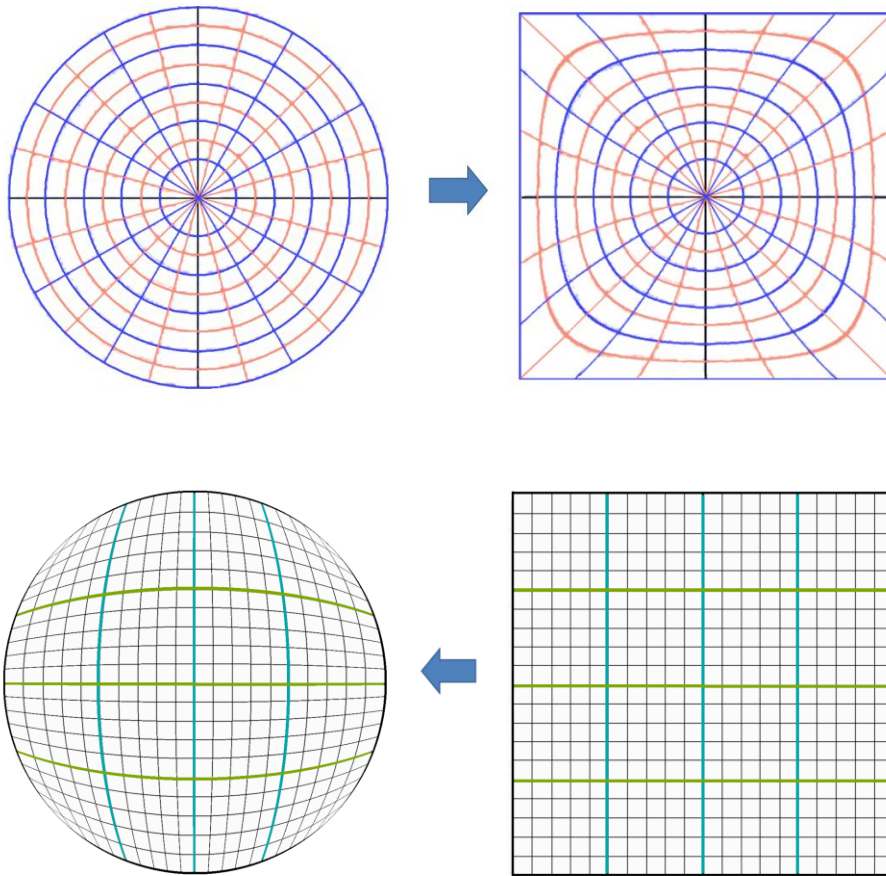
$$x = \frac{\operatorname{sgn}(uv)}{v\sqrt{2}} \sqrt{u^2 + v^2 - \sqrt{(u^2 + v^2)(u^2 + v^2 - 4u^2v^2)}}$$

$$y = \frac{\operatorname{sgn}(uv)}{u\sqrt{2}} \sqrt{u^2 + v^2 - \sqrt{(u^2 + v^2)(u^2 + v^2 - 4u^2v^2)}}$$

Square to disc mapping:

$$u = \frac{x\sqrt{x^2 + y^2 - x^2y^2}}{\sqrt{x^2 + y^2}} \qquad v = \frac{y\sqrt{x^2 + y^2 - x^2y^2}}{\sqrt{x^2 + y^2}}$$

Elliptical Grid Mapping



Disc to square mapping:

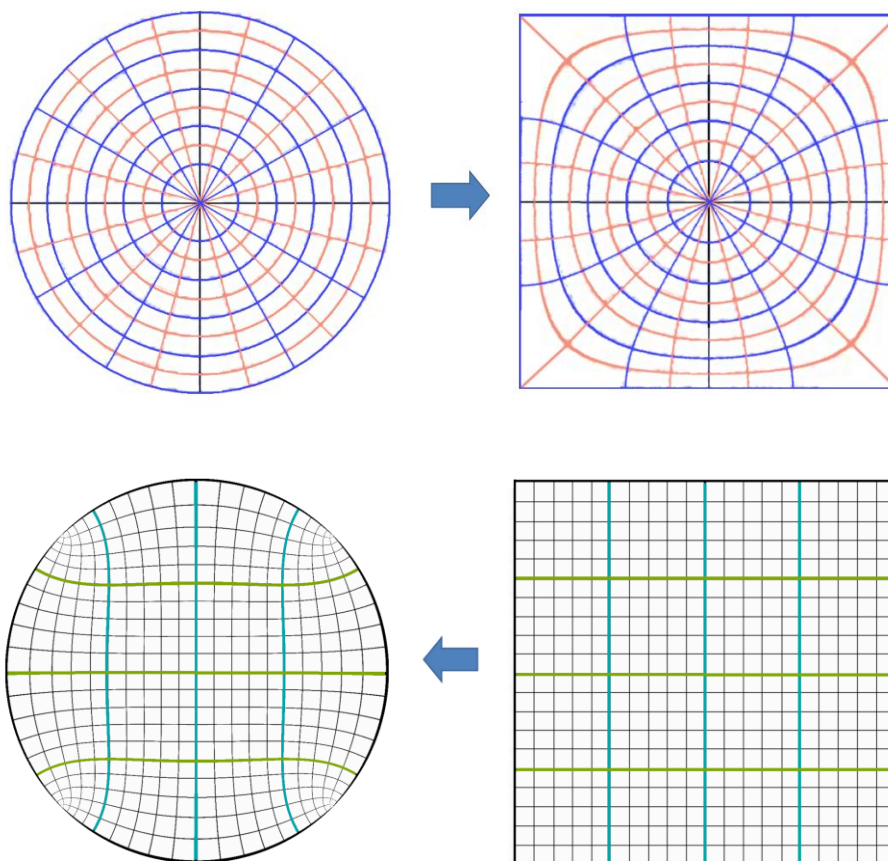
$$x = \frac{1}{2} \sqrt{2 + u^2 - v^2 + 2\sqrt{2} u} - \frac{1}{2} \sqrt{2 + u^2 - v^2 - 2\sqrt{2} u}$$

$$y = \frac{1}{2} \sqrt{2 - u^2 + v^2 + 2\sqrt{2} v} - \frac{1}{2} \sqrt{2 - u^2 + v^2 - 2\sqrt{2} v}$$

Square to disc mapping:

$$u = x \sqrt{1 - \frac{y^2}{2}} \qquad v = y \sqrt{1 - \frac{x^2}{2}}$$

Schwarz-Christoffel Mapping



Disc to square mapping:

$$\begin{bmatrix} x \\ y \end{bmatrix} = \frac{1}{K_e} \begin{bmatrix} -1 & -1 \\ 1 & -1 \end{bmatrix} F \left(\cos^{-1} \left(\frac{1}{\sqrt{2}} \begin{bmatrix} 1 & -1 \\ 1 & 1 \end{bmatrix} \begin{bmatrix} u \\ v \end{bmatrix} \right), \frac{1}{\sqrt{2}} \right) + \begin{bmatrix} 1 \\ -1 \end{bmatrix}$$

Square to disc mapping:

$$\begin{bmatrix} u \\ v \end{bmatrix} = \frac{1}{\sqrt{2}} \begin{bmatrix} 1 & 1 \\ -1 & 1 \end{bmatrix} cn \left(\frac{K_e}{2} \begin{bmatrix} -1 & 1 \\ -1 & -1 \end{bmatrix} \begin{bmatrix} x \\ y \end{bmatrix} + \begin{bmatrix} K_e \\ 0 \end{bmatrix}, \frac{1}{\sqrt{2}} \right)$$

where

F is the Legendre elliptic integral of the 1st kind

cn is a Jacobi elliptic function

K_e is the complete Legendre elliptic integral of the 1st kind with modulus parameter $m = \frac{1}{2}$

$$K_e = \int_0^{\frac{\pi}{2}} \frac{dt}{\sqrt{1 - \frac{1}{2} \sin^2 t}} \approx 1.854$$

Part B. Mathematical Details

B1 Elliptical Grid Mapping

In 2005, Philip Nowell introduced a square to disc mapping that converts horizontal and vertical lines in the square to elliptical arcs inside a circular region. His mapping turns a regular rectangular grid into a regular curvilinear grid consisting of elliptical arcs. Nowell provided a mathematical derivation of his mapping in his blog [Nowell 2005] which we will not repeat here. However, he left out the reversal of the process. In this section, we shall provide inverse equations to his mapping.

B1.1 Inversion using Trigonometry

We now derive an inverse of Nowell's elliptical grid mapping. The derivation involves 3 steps which is summarized as

Step 1: Convert circular coordinates (u,v) to polar coordinates and introduce trigonometric variables α and β

Step 2: Find an expression for (x,y) in terms of α and β

Step 3: Find an expression for (x,y) in terms of u and v

Start with Nowell's equations:

$$u = x\sqrt{1 - \frac{y^2}{2}} \qquad v = y\sqrt{1 - \frac{x^2}{2}}$$

Step 1: Convert circle coordinates (u,v) to polar form (r, θ)

$$r = \sqrt{u^2 + v^2}$$
$$\tan \theta = \frac{v}{u} \qquad \sin \theta = \frac{v}{\sqrt{u^2 + v^2}} \qquad \cos \theta = \frac{u}{\sqrt{u^2 + v^2}}$$

We introduce intermediate trigonometric angles α and β such that

$$\cos \alpha = r \cos\left(\theta + \frac{\pi}{4}\right)$$
$$\cos \beta = r \cos\left(\theta - \frac{\pi}{4}\right)$$

Note that, since $r \leq 1$ and the cosine value is ≤ 1 , there exist angles α and β that satisfies this. We can then expand these expressions using trigonometric expansion formulas.

$$\cos \alpha = r \cos\left(\theta + \frac{\pi}{4}\right) = r \left(\cos \theta \cos \frac{\pi}{4} - \sin \theta \sin \frac{\pi}{4} \right) = r \frac{\sqrt{2}}{2} (\cos \theta - \sin \theta)$$

Likewise,

$$\cos \beta = r \cos\left(\theta - \frac{\pi}{4}\right) = r \left(\cos \theta \cos \frac{\pi}{4} + \sin \theta \sin \frac{\pi}{4} \right) = r \frac{\sqrt{2}}{2} (\cos \theta + \sin \theta)$$

Furthermore, we can find expressions for $\cos \alpha$ and $\cos \beta$ in terms of u and v.

$$\cos \alpha = r \frac{\sqrt{2}}{2} (\cos \theta - \sin \theta) = r \frac{\sqrt{2}}{2} \left(\frac{u}{\sqrt{u^2 + v^2}} - \frac{v}{\sqrt{u^2 + v^2}} \right) = \sqrt{u^2 + v^2} \frac{\sqrt{2}}{2} \frac{u - v}{\sqrt{u^2 + v^2}} = \frac{\sqrt{2}}{2} (u - v)$$

$$\cos \beta = r \frac{\sqrt{2}}{2} (\cos \theta + \sin \theta) = r \frac{\sqrt{2}}{2} \left(\frac{u}{\sqrt{u^2 + v^2}} + \frac{v}{\sqrt{u^2 + v^2}} \right) = \sqrt{u^2 + v^2} \frac{\sqrt{2}}{2} \frac{u + v}{\sqrt{u^2 + v^2}} = \frac{\sqrt{2}}{2} (u + v)$$

$$\therefore \qquad \cos \alpha = \frac{\sqrt{2}}{2} (u - v) \qquad \cos \beta = \frac{\sqrt{2}}{2} (u + v)$$

Step 2: Find an expression for x and y in terms of angle α and β

From step 1, we can write $\cos \alpha$ and $\cos \beta$ in terms of x and y

$$\cos \alpha = \frac{\sqrt{2}}{2} \left(x \sqrt{1 - \frac{y^2}{2}} - y \sqrt{1 - \frac{x^2}{2}} \right) = \frac{x}{\sqrt{2}} \sqrt{1 - \frac{y^2}{2}} - \frac{y}{\sqrt{2}} \sqrt{1 - \frac{x^2}{2}}$$

$$\cos \beta = \frac{\sqrt{2}}{2} \left(x \sqrt{1 - \frac{y^2}{2}} + y \sqrt{1 - \frac{x^2}{2}} \right) = \frac{x}{\sqrt{2}} \sqrt{1 - \frac{y^2}{2}} + \frac{y}{\sqrt{2}} \sqrt{1 - \frac{x^2}{2}}$$

We now introduce another set of intermediate trigonometric variables ϕ and λ . Define:

$$\phi = \cos^{-1} \frac{x}{\sqrt{2}}$$

$$\lambda = \sin^{-1} \frac{y}{\sqrt{2}}$$

Note that since $x \leq 1$ and $y \leq 1$, it is okay to compute their inverse trigonometric values. This implies

$$\cos \phi = \frac{x}{\sqrt{2}} \quad \sin \phi = \sqrt{1 - \frac{x^2}{2}}$$

and

$$\cos \lambda = \sqrt{1 - \frac{y^2}{2}} \quad \sin \lambda = \frac{y}{\sqrt{2}}$$

So we can write $\cos \alpha$ and $\cos \beta$ in terms of ϕ and λ

$$\cos \alpha = \cos \phi \cos \lambda - \sin \phi \sin \lambda = \cos(\phi + \lambda)$$

$$\cos \beta = \cos \phi \cos \lambda + \sin \phi \sin \lambda = \cos(\phi - \lambda)$$

Hence

$$\alpha = \phi + \lambda = \cos^{-1} \frac{x}{\sqrt{2}} + \sin^{-1} \frac{y}{\sqrt{2}}$$

$$\beta = \phi - \lambda = \cos^{-1} \frac{x}{\sqrt{2}} - \sin^{-1} \frac{y}{\sqrt{2}}$$

Taking the sum and difference of these two equations, we get

$$\alpha + \beta = 2 \cos^{-1} \frac{x}{\sqrt{2}}$$

$$\alpha - \beta = 2 \sin^{-1} \frac{y}{\sqrt{2}}$$

Rearranging the terms, we get

$$x = \sqrt{2} \cos\left(\frac{\alpha + \beta}{2}\right)$$

$$y = \sqrt{2} \sin\left(\frac{\alpha - \beta}{2}\right)$$

Step 3: get an expression for x and y in terms of u and v

We start with the result from step 2 and expand using trigonometric identities for sums and half-angles

$$x = \sqrt{2} \cos\left(\frac{\alpha}{2} + \frac{\beta}{2}\right) = \sqrt{2} \left(\cos \frac{\alpha}{2} \cos \frac{\beta}{2} - \sin \frac{\alpha}{2} \sin \frac{\beta}{2} \right) = \sqrt{2} \left(\sqrt{\frac{(1 + \cos \alpha)}{2}} \sqrt{\frac{(1 + \cos \beta)}{2}} - \sqrt{\frac{(1 - \cos \alpha)}{2}} \sqrt{\frac{(1 - \cos \beta)}{2}} \right)$$

$$= \frac{1}{2} \sqrt{2(1 + \cos \alpha)(1 + \cos \beta)} - \frac{1}{2} \sqrt{2(1 - \cos \alpha)(1 - \cos \beta)}$$

$$y = \sqrt{2} \sin\left(\frac{\alpha}{2} - \frac{\beta}{2}\right) = \sqrt{2} \left(\sin \frac{\alpha}{2} \cos \frac{\beta}{2} - \cos \frac{\alpha}{2} \sin \frac{\beta}{2} \right) = \sqrt{2} \left(\sqrt{\frac{(1 - \cos \alpha)}{2}} \sqrt{\frac{(1 + \cos \beta)}{2}} - \sqrt{\frac{(1 + \cos \alpha)}{2}} \sqrt{\frac{(1 - \cos \beta)}{2}} \right)$$

$$= \frac{1}{2} \sqrt{2(1 + \cos \alpha)(1 + \cos \beta)} - \frac{1}{2} \sqrt{2(1 - \cos \alpha)(1 - \cos \beta)}$$

Now, recall from step 1 that

$$\cos \alpha = \frac{\sqrt{2}}{2}(u - v) \quad \cos \beta = \frac{\sqrt{2}}{2}(u + v)$$

So we can substitute u and v values into $\cos \alpha$ and $\cos \beta$

$$\begin{aligned} x &= \frac{1}{2}\sqrt{2(1 + \cos \alpha)(1 + \cos \beta)} - \frac{1}{2}\sqrt{2(1 - \cos \alpha)(1 - \cos \beta)} \\ &= \frac{1}{2}\sqrt{2\left(1 + \frac{\sqrt{2}}{2}(u - v)\right)\left(1 + \frac{\sqrt{2}}{2}(u + v)\right)} - \frac{1}{2}\sqrt{2\left(1 - \frac{\sqrt{2}}{2}(u - v)\right)\left(1 - \frac{\sqrt{2}}{2}(u + v)\right)} \\ &= \frac{1}{2}\sqrt{2 + u^2 - v^2 + 2\sqrt{2}u} - \frac{1}{2}\sqrt{2 + u^2 - v^2 - 2\sqrt{2}u} \end{aligned}$$

Likewise,

$$\begin{aligned} y &= \frac{1}{2}\sqrt{2(1 - \cos \alpha)(1 + \cos \beta)} - \frac{1}{2}\sqrt{2(1 + \cos \alpha)(1 - \cos \beta)} \\ &= \frac{1}{2}\sqrt{2\left(1 - \frac{\sqrt{2}}{2}(u - v)\right)\left(1 + \frac{\sqrt{2}}{2}(u + v)\right)} - \frac{1}{2}\sqrt{2\left(1 + \frac{\sqrt{2}}{2}(u - v)\right)\left(1 - \frac{\sqrt{2}}{2}(u + v)\right)} \\ &= \frac{1}{2}\sqrt{2 - u^2 + v^2 + 2\sqrt{2}v} - \frac{1}{2}\sqrt{2 - u^2 + v^2 - 2\sqrt{2}v} \end{aligned}$$

This completes the derivation.

B1.2 Inversion using the Biquadratic Equation

The inverse equations for the elliptical grid mapping we derived in the previous section are by no means unique in form. We can actually derive another set of inverse equations by using a different method. Of course, these sets of inverse equations are ultimately equivalent to each other. That is, they are just different manifestations of the same inverse equations.

The inverse equations that we will derive in this section are not as mathematically elegant as the ones previously derived, so we prefer to use those. Nevertheless, the inverse equations here are valid and just as useful.

We look at Nowell's square to disc equations and derive another set of the inverse equations for it. Start with

$$u = x\sqrt{1 - \frac{y^2}{2}} \quad v = y\sqrt{1 - \frac{x^2}{2}}$$

Isolate y in the 2nd equation to get:

$$\begin{aligned} y &= \frac{v}{\sqrt{1 - \frac{x^2}{2}}} = \frac{\sqrt{2}v}{\sqrt{2 - x^2}} \\ \Rightarrow \quad y^2 &= \frac{2v^2}{2 - x^2} \end{aligned}$$

Substituting back to the 1st equation

$$u = x\sqrt{1 - \frac{2v^2}{2(2 - x^2)}} = x\sqrt{\frac{2 - x^2 - v^2}{2 - x^2}}$$

$$\begin{aligned}\Rightarrow u^2 &= \frac{x^2(2 - x^2 - v^2)}{2 - x^2} \\ \Rightarrow (2 - x^2)u^2 &= x^2(2 - x^2 - v^2) \\ \Rightarrow x^4 - x^2(2 + u^2 - v^2) + 2u^2 &= 0\end{aligned}$$

This is a special kind of quartic equation called a biquadratic equation. Notice that there are no cubic or linear terms in the 4th degree polynomial equation in x . We can solve for x^2 using the quadratic equation with the coefficients

$$a = 1 \qquad b = -(2 + u^2 - v^2) \qquad c = 2u^2$$

This gives us the solution:

$$x^2 = \frac{2 + u^2 - v^2 \pm \sqrt{(2 + u^2 - v^2)^2 - 8u^2}}{2}$$

We can then get a quadrant-aware inverse equation for x as

$$x = \frac{\text{sgn}(u)}{\sqrt{2}} \sqrt{2 + u^2 - v^2 - \sqrt{(2 + u^2 - v^2)^2 - 8u^2}}$$

Using a similar approach, one get the equation for y as

$$y = \frac{\text{sgn}(v)}{\sqrt{2}} \sqrt{2 - u^2 + v^2 - \sqrt{(2 - u^2 + v^2)^2 - 8v^2}}$$

B2 Applications

B2.1 Logo Design

The circle and the square are very common shapes used in logos. It is certainly useful to have methods to convert from one shape to the other as part of the designer's toolbox. To illustrate this, we convert the Fields medal, which is circular in shape, to a square one below. Of course, the Fields medal awards ceremony is a highlight of the quadrennial International Congress of Mathematicians (ICM) for which this work was shown in 2014.




B2.2 Azimuthal Panoramas

Azimuthal projections of spherical panoramas produce naturally circular images. However, since most of the world's photographs are rectangular in shape, it is desirable to convert these circular images to square ones. Here is an example image [Fong 2014]



B2.3 The Poincare square and Hyperbolic Art

The Poincare disc is one of the most interesting models to arise from non-Euclidean hyperbolic geometry. In fact, this model of hyperbolic geometry has inspired artwork such as M.C. Escher's circle limit woodcuts. Using the different mappings discussed in this paper, one can convert the Poincare disc to a square.




M.C. Escher's
Circle Limit IV

squared
Circle Limit IV

B2.4 Quick and Dirty Defishing

There are two types of fisheye lens – frame-filling rectangular fisheye lens and circular fisheye lens. Photographs taken using circular fisheye lens are circular in shape. Photographers usually want to convert these circular photographs to square ones in order to straighten out curved lines distorted by the fisheye lens. This process is known as defishing.



Using the disc to square mappings discussed in this paper, one can actually do “quick and dirty” defishing of photographs. We call it “quick and dirty” because the real defishing process is dependent on the optics of the fisheye lens in order to be done correctly. The mappings provided in this paper have no knowledge of the inner workings of fisheye lens optics, and hence give only a “quick and dirty” approximation of the defishing process.

B3 Summary

In this paper, we presented and discussed 4 different mappings for converting a circular disc to a square and vice versa. Each of the mappings has different properties and characteristics that can be useful depending on the application. In fact, we mentioned several practical applications in this paper.

References

- Bedard, R. 2009. Squaring the Thumbsticks (blog).
<http://theinstructionlimit.com/squaring-the-thumbsticks>
- Brown, B.H. Conformal and Equiareal World Maps, *The American Mathematical Monthly*, Vol. 42, No 4. Pp. 212-223. 1935.
- Cogley, J.G. 1984. Map Projections with Freely Variable Aspect. *EOS Transactions, American Geophysical Union*, Volume 65 Number 34. pp. 481-483
- Cogley, J.G. 2002. Variations of the Gringorten Square Equal-area Map Projection. *Cartography and Geographic Information Science* 29, pp. 381-390
- Feeman, T. 2002. Portraits of the Earth: A Mathematician Looks at Maps. American Mathematical Society.
- Fernandez-Guasti, M. 1992. Analytic Geometry of Some Rectilinear Figures. *International Journal of Mathematical. Education in Science and Technology*. 23, pp. 895-901
- Floater, M., Hormann, K. 2005. Surface Parameterization: A Tutorial and Survey. *Advances in Multiresolution for Geometric Modelling*.
- Fong, C., Vogel, B. 2011. Warping Peirce Quincuncial Panoramas. 7th International Congress on Industrial and Applied Mathematics.
- Fong, C., 2014. An Indoor Alternative to Stereographic Spherical Panoramas. *Proceedings of Bridges 2014: Mathematics, Music, Art, Architecture, Culture*.
- Kolb, C., Mitchell, D., Hanrahan, P. 1995. A Realistic Camera Model for Computer Graphics. *Computer Graphics (Proceedings of SIGGRAPH 95)*, ACM, pp.317-324
- Kuhnel, W. 2006. *Differential Geometry.: Curves – Surfaces – Manifolds*. 2nd Edition. American Mathematical Society
- Kreyszig, E. 1991. *Differential Geometry*. Dover, New York
- Muller, Herbert. The Conformal Mapping of a Circle Onto a Regular Polygon, with an Application to Image Distortion.
<http://herbert-mueller.info>
- Nowell, P. Mapping a Square to a Circle (blog)
<http://mathproofs.blogspot.com/2005/07/mapping-square-to-circle.html>
- Shirley, P., Chiu, K. 1997. A Low Distortion Map Between Disk and Square. *Journal of Graphics Tools*, volume 2 number 3. pp. 45-52
- Snyder, J.P. 1987. *Map Projections -- A Working Manual*. US. Geological Survey Professional Paper 1395. Washington, DC: U. S. Government Printing Office.
- Stark, M.M. 2009. Fast and Stable Conformal Mapping Between a Disc and a Square. *Journal of Graphics, GPU, and Game Tools*, 14(2), pp1-23
- Wan, L., Wong, T., Leung C. 1997. Isocube: Exploiting the Cubemap Hardware. *IEEE Transactions on Visualization and Computer Graphics*, Vol. 13, No. 4, pp. 720-731