

Fractional-order Generalized Principle of Self-Support (FOG PSS) in Control Systems Design

Hua Chen^{1*,3}, and YangQuan Chen²

Abstract

This paper reviews research that studies the principle of self-support (PSS) in some control systems and proposes a fractional-order generalized PSS framework for the first time. The existing PSS approach focuses on practical tracking problem of integer-order systems including robotic dynamics, high precision linear motor system, multi-axis high precision positioning system with unmeasurable variables, imprecise sensor information, uncertain parameters and external disturbances. More generally, by formulating the fractional PSS concept as a new generalized framework, we will focus in the possible fields on the fractional-order control problems such as practical tracking, λ -tracking, etc. of robot systems, multiple mobile agents, discrete dynamical systems, time delay systems and other uncertain nonlinear systems. Finally, the practical tracking of a first-order uncertain model of automobile is considered as a simple example to demonstrate the efficiency of the fractional-order generalized principle of self-support (FOGPSS) control strategy.

Index Terms

Fractional-order, the principle of self-support, practical tracking, first-order automobile.

I. INTRODUCTION

The conception of PSS can be described by the following crucial characteristics for the existence of each phenomenon [1]: (1) *Self-existence*, each phenomenon (thing, fact, single element, unit, set, system, process, ...) is an entity with its own being and nature. It exists as something in (of, by) itself, not as any other thing. (2) *Existence as a whole*, each phenomenon (...) exists as a whole. It is, or has a wholeness which includes all other phenomena. ‘Whatever comes into existence, always comes as a whole.’ (Plato, The Sophist). (3) *Existence in a whole*, no phenomenon (...) exists entirely alone. Each is a part of other phenomena. Indeed, observing Fig.1, in a recent report [2], as Alley pointed out that the ice movement may affect the regional climate change and the changes in temperature so that the rising of the sea levels, but instead, changes of the sea surface will also affect the ice movement, so they are reciprocally cause and effect, they are interrelated and interact and constitute an integral whole (self-support as a whole).

Additionally, as seen in Fig.2, the best representative example for another *self-referential* (see [1] and references therein) seems to be a medieval paradox, the Uroboros the archetype of a *vicious circle* formed by a snake, or a dragon, looped in a circle, biting its own tail. How to distinguish which is the first which is the end, why would people do so: making clear which is cause and which is effect (Fig.3)? Based on the PSS idea, it just a self complete whole- a self support system.

¹ Mathematics and Physics Department, Hohai University, Changzhou Campus, Changzhou, 213022, China.

² MESA Lab, University of California, Merced, 5200 North Lake Road, Merced, CA 95343, USA.

³ Changzhou Key Laboratory of Special Robot and Intelligent Technology, Changzhou, 213022, China.

*Corresponding author: Hua Chen (e-mail: chenhuo112@163.com)

Then, as for control systems, how to consider it with these three *existences* above with PSS?



Fig. 1 Interaction between the ice movement and a rise in sea levels



Fig. 2 One dragon/ Uroboros

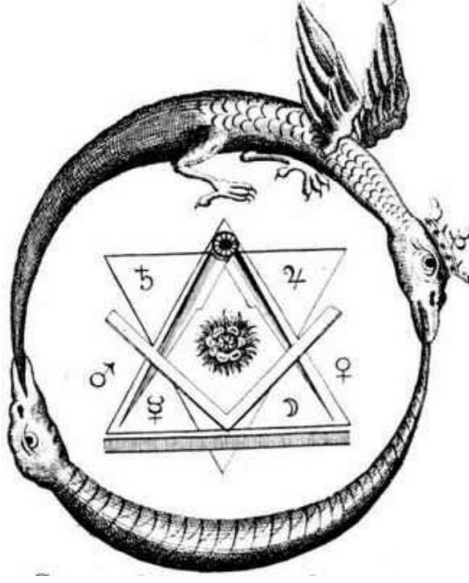


Fig. 3 Two dragons tail to mouth to tail

A control signal (which is physically an amount of energy provided from the outside to a robotic system, in the form of either an input voltage or current injected to the driving actuators) might be regarded as a self-supported variable, i.e., it is a part of a greater system.

Here, a robotic dynamics is considered as an example by Z. R. Novakovic [3],

$$M(q)\ddot{q} + d(q, \dot{q}) = u, \quad (1)$$

where $q, u, d(q, \dot{q}) \in R^n$ denote the joint coordinates vector, control vector, and the vector grouping the Coriolis centrifugal and gravitational forces or external disturbance, respectively. $M(q) = M(q)^T \in R^{n \times n}$ is the positive definite non-singular inertia matrix. By the computing torque technique, one can design a state feedback law

$$u = M(q)b + d(q, \dot{q}), \quad (2)$$

where $b \in R^n$ is to be designed. Using the information about the joint-coordinates error $e = q_d - q$ (q_d is the desired motion of the joints, assuming that the inverse kinematics problem has been solved), let

$$b = \ddot{q}_d + K_d \dot{e} + K_p e,$$

which guarantees that system (1) behaves according to

$$\ddot{e} + K_d \dot{e} + K_p e = 0, \quad (3)$$

where K_d, K_p are diagonal matrices whose elements are selected so to guarantee $e \rightarrow 0$ in advance. But practically, to consider the issues of robustness to parameter uncertainties, external disturbances, sensor noise and computational complexity, etc., the controller (2) can not be obtained directly. To overcome this difficulty, the author considered

$$u = \hat{M}(\tilde{q})b + \hat{d}(\tilde{q}, \dot{\tilde{q}}), \quad (4)$$

where $\tilde{q}, \dot{\tilde{q}}$ are available measured values, $\hat{M}(\tilde{q}), \hat{d}(\tilde{q}, \dot{\tilde{q}})$ are the estimated values of $M(q)$ and $d(q, \dot{q})$ in

model (1). From the basic idea of the PSS, essentially, the controller is seen as a part of (1), which means u can also be substituted into the error system by $M(q)\ddot{q} + d(q, \dot{q})$ to cancel some uncertain terms, thus its maximal limitation u_{\max} can be assumed to be estimated by the bound of $|M(q_d)\ddot{q}_d| + |d(q, \dot{q})|$, then the author proposed some practical tracking control algorithms based on the principle of self-support.

Under the basic idea of PSS, it is not necessary to know the accurate values of q, q_d , and only the estimated error information is enough to design u such that e can be driven into a fixed neighborhood of zero D_ε . For simplicity, let $q = [q_1, \dots, q_n]^T$, $u = [u_1, \dots, u_n]^T$, $b = \text{diag}(b_i)$, ($i = 1, 2, \dots, n$), $q_d = [q_{1d}, \dots, q_{nd}]^T$, tracking error $e = [e_1, \dots, e_n]^T$ with $e_i = q_{id} - q_i$, $\max\{|u_i|\} = u_{i\max}$.

When estimating q by \tilde{q} , we suppose $\tilde{e}_i = e_i - \int_0^t \omega_i(t)dt$ for all t , where $\omega_i(t)$ is the measurement function, which is supposed to be bounded ($|\omega_i(t)| \leq c_{i1}$) and belong to a class of bounded integrable functions in the sense of Lebesgue integration, *i.e.*, $\omega_i(t) \in L^1_{[0,t]}(f(t)) \triangleq \{f(t) : \int_{[0,t]} |f(s)|ds \leq c_{i2}\}$, where c_{i1}, c_{i2} are two positive constants given in advance. A PSS feedback law is proposed by $u_i = -b_i s_i$, where $b_i > 0$ is a design parameter to be given later, $s_i = \dot{\tilde{e}}_i + \rho_i \tilde{e}_i$, $\rho_i > 0$. And next, for given a small positive constant ε , we will state that the tracking error $e_i(t)$ can be driven into the neighborhood of zero $D_\varepsilon \triangleq \{e_i : |e_i| \leq \frac{\rho_i c_{i2} + c_{i1}}{\rho_i} + \varepsilon\}$ by selecting proper design parameters b_i .

To show how to select the design parameter b_i , take a Lyapunov function $V_1 = \frac{1}{2} \sum_{i=1}^n e_i^2$, its time derivative can be calculated

$$\begin{aligned} \dot{V}_1 &= \sum_{i=1}^n e_i(\dot{e}_i + \omega_i(t)) \\ &= \sum_{i=1}^n e_i(s_i - \rho_i \tilde{e}_i + \omega_i(t)) \\ &= \sum_{i=1}^n e_i \left(-\frac{u_i}{b_i} - \rho_i \left(e_i - \int_0^t \omega_i(t)dt \right) + \omega_i(t) \right) \\ &= -\sum_{i=1}^n \rho_i e_i^2 - \sum_{i=1}^n e_i \left(\frac{u_i}{b_i} - \rho_i \int_0^t \omega_i(t)dt + \omega_i(t) \right), \end{aligned}$$

under the boundedness conditions of $u_i, \omega_i(t)$ and $\int_0^t \omega_i(t)dt$, one has

$$\dot{V}_1 \leq -\sum_{i=1}^n \rho_i e_i^2 + \sum_{i=1}^n |e_i| \left(\frac{u_{i\max}}{b_i} + \rho_i c_{i2} + c_{i1} \right),$$

from which, if $|e_i| > \frac{\rho_i c_{i2} + c_{i1}}{\rho_i} + \varepsilon$, we have

$$\begin{aligned} \dot{V}_1 &\leq -\sum_{i=1}^n \rho_i \left(\frac{\rho_i c_{i2} + c_{i1}}{\rho_i} + \varepsilon \right) |e_i| + \sum_{i=1}^n |e_i| \left(\frac{u_{i\max}}{b_i} + \rho_i c_{i2} + c_{i1} \right) \\ &= -\sum_{i=1}^n |e_i| \left(\rho_i \varepsilon - \frac{u_{i\max}}{b_i} \right). \end{aligned}$$

We can select design parameters b_i such that $\eta = \rho_i \varepsilon - \frac{u_i \max}{b_i} > 0$, so choosing $b_i > \frac{u_i \max}{\rho_i \varepsilon}$ such that

$$\dot{V}_1 \leq -\eta \sum_{i=1}^n |e_i| \leq 0, \quad (*)$$

which means $e_i(t)$ will enter into the region D_ε in a finite time.

On the other hand, once $e_i(t) \in D_\varepsilon$, it has $|e_i(t)| \leq \frac{\rho_i c_{i2} + c_{i1}}{\rho_i} + \varepsilon$ and $|\dot{e}_i(t)|$ is also shown to be upper bounded, since

$$|\dot{e}_i| = |\dot{\tilde{e}}_i + \omega_i(t)| = |s_i - \rho_i \tilde{e}_i + \omega_i(t)|,$$

substituting control law and estimated error, we have

$$\begin{aligned} |\dot{e}_i| &= \left| -\frac{u_i}{b_i} - \rho_i \tilde{e}_i + \omega_i(t) \right| \\ &= \left| -\frac{u_i}{b_i} - \rho_i \left(e_i - \int_0^t \omega_i(t) dt \right) + \omega_i(t) \right| \\ &\leq \frac{u_i \max}{b_i} + \rho_i \left(\frac{\rho_i c_{i2} + c_{i1}}{\rho_i} + \varepsilon + c_{i2} \right) + c_{i1} \\ &= \frac{u_i \max}{b_i} + 2\rho_i c_{i2} + 2c_{i1} + \rho_i \varepsilon, \end{aligned}$$

because $b_i > \frac{u_i \max}{\rho_i \varepsilon}$, therefore

$$|\dot{e}_i| < 2\rho_i(c_{i2} + c_{i1}/\rho_i + \varepsilon). \quad (**)$$

This means that the control algorithm guarantees that e_i will lie in D_ε if $c_{i2} = c_{i1} = 0, \varepsilon \rightarrow 0^+$.

Remark 1: In an ideal world, $c_{i2} = c_{i1} = 0$ means the sensors for measuring the tracking error of robotic systems are accurate without any disturbance or noise, i.e., the properties of the final neighborhood of zero D_ε depend on the accuracy of sensors. Therefore, a more generalized case (for any given c_{i1}, c_{i2}) of tracking problem is discussed here based on the basic PSS idea. Moreover, our further consideration in the next will be the case when the estimated error is assumed to be measured by some cumulative error measurement function with memorability decided by the previous control effect.

Remark 2: Usually, the desired objects to be tracked are moving in a bounded feasible region (the size of which may be very large), for all initial conditions, from (*) and (**), both $\tilde{e}_i(t)$ and $e_i(t)$ will not escape to infinite before $e_i(t)$ enters into D_ε .

Additionally, there are some research results about PSS in control systems, let's do a brief review on it. In [4], Tan et al. discussed the precision motion control of a permanent magnet linear motor (PMLM) for applications which are inherently repetitive in terms of the motion trajectories, a feedback-feedforward control structure is proposed with a modest amount of modeling effort. An iterative learning controller (ILC) based on zero-phase filtering is applied as feedforward controller to the existing relay-tuned PID feedback controller to enhance the trajectory tracking performance by utilizing the experience gained from the repeated execution of the same operations. Considering inputs subjected to bounded constraints, Novakovic [5] proposed a practical tracking algorithm, the control law is accelerometer-free (or even tacho-free, also), robust to sensor noise and allows the prespecification of the error decay rate,

and is realistic from the engineering standpoint that can be implemented using current microprocessor technology. The PSS methodology is introduced for kinematic control of manipulators, in which way that is both mathematically clear and simple to implement [6]. Ulu et al. [7] proposed a new method which is computationally more efficient, more suitable for coupling gain calculations of arbitrary nonlinear contour and easier to implement on multi-axis systems, tracking and contouring performance of the method on a nonlinear contour is verified through simulations and experiments achieving nanometer level accuracy for the two-axis system.

However, for complicated systems in engineering, designing an integer-order state feedback control law is imperfect especially when dealing with some real-world plants need the so-called “long term memory property” [8-9]. Compared with integer-order system, fractional calculus has been proven to describe real systems in interdisciplinary fields more effectively, since it can offer a deeper insight into the physical processes underlying a long-range memory behavior [10-14]. To sum up, fractional control related issues can include the fractional order dynamic system or plant to be controlled and the fractional-order controller. However, in control practice it is more common to consider the fractional-order controller [15]. This is due to the fact that the plant model may have already been obtained as an integer order model in the classical sense. In most cases, the task is to apply fractional-order control (FOC) to enhance the system control performance. For example, in [16], the robust control of perturbed integer-order LTI systems is considered by using a fractional order sliding surface design method. A novel control strategy has been proposed, ensuring that the fractional-order (FO) sliding manifold is hit at an infinite sequence of time instants becoming denser as time grows. The closed-loop system is proved to be asymptotically robust with respect to a wide class of disturbances with the chattering free FO sliding mode control. To improve control performance or for dealing explicitly with the fractional order behavior of the plants, in [17-18], the authors adopted a fractional order PID controller or the generalized $PI^\lambda D^\mu$ controller. So, naturally, in this paper, we consider to present a fractional-order generalized principle self-support (FOGPSS) control for practice. What would be happen if the PSS controller (4) is replaced by FOGPSS controller? What condition should be satisfied compared with (3), and how to establish a FOGPSS feedback law?

The structure of the article is as follows: Section II presents the FOGPSS statement and a prospect of some possible research interests. Section III provides a simple application example and its simulations. And finally, a conclusion is summarized in Section VI.

II. PROBLEM FORMULATION OF FOGPSS

Among many definitions of fractional operators [19], commonly used are Riemann-Liouville (RL) and Caputo fractional order operators. The following subsection will give some basic definitions and properties.

A. Preliminaries of Fractional Calculus

Definition 1 ([20-21]): Given function $f(t)$ at time instant $t \geq 0$, Riemann-Liouville fractional integral with order $\alpha > 0$ is defined as

$$I^\alpha f(t) = D^{-\alpha}(t) = \frac{1}{\Gamma(\alpha)} \int_0^t \frac{f(\tau)}{(t-\tau)^{1-\alpha}} d\tau,$$

where $\Gamma(\cdot)$ is the Euler gamma function [21],

$$\Gamma(s) = \int_0^{\infty} e^{-t} t^{s-1} dt, \quad s \in \mathbb{C}.$$

The reduction formula of this function holds

$$\Gamma(s+1) = s\Gamma(s), \Rightarrow \Gamma(m+1) = m(m-1)! = m!,$$

where $m \in \mathbb{Z}^+ = \{1, 2, 3, \dots\}$.

Definition 2 ([20-21]): The Riemann-Louville fractional derivative of function $f(t)$ with order $\alpha > 0$ is defined as follows:

$${}^{RL}D^\alpha f(t) = \frac{1}{\Gamma(m-\alpha)} \frac{d^m}{dt^m} \int_0^t \frac{f(\tau)}{(t-\tau)^{\alpha-m+1}} d\tau,$$

where $m-1 < \alpha \leq m$ and $m \in \mathbb{Z}^+$, $\frac{d^m}{dt^m} f(t)$ denotes m -order derivative of $f(t)$ under the common sense.

Definition 3 ([20-21]): The Caputo derivative of fractional order α of a function $f(t)$ is described by

$${}^C D^\alpha f(t) = D^{-(m-\alpha)} \frac{d^m}{dt^m} f(t) = \frac{1}{\Gamma(m-\alpha)} \int_0^t \frac{f^{(m)}(\tau)}{(t-\tau)^{1+\alpha-m}} d\tau,$$

where $m-1 \leq \alpha < m \in \mathbb{Z}^+$.

For the fractional-order operators, we have the following properties [20-22]:

Property 1: $I^\alpha I^\beta f(t) = I^{\alpha+\beta} f(t)$, $\alpha, \beta \geq 0$.

Property 2: ${}^{RL}D^\alpha ({}^{RL}D^{-\alpha} f(t)) = f(t)$.

Property 3: ${}^C D^{-\alpha} D^{-\beta} f(t) = D^{-(\alpha+\beta)} f(t)$, $\alpha, \beta \geq 0$.

Property 4: ${}^C D^{-\alpha} D^\alpha f(t) = f(t) - \sum_{j=0}^{m-1} \frac{m-1}{j!} f^{(j)}(0)$.

Property 5: ${}^C D^\alpha I^\alpha f(t) = f(t)$.

Next, we will propose the fractional-order generalized principle of self-support (FOGPSS).

B. Conception of FOGPSS

The fractional-order generalized principle of self-support (FOGPSS) is proposed for us to design a fractional tracking error signals based on ‘‘self-support’’ to replace the general control law. For instance, in order to improve the control performance of robot dynamics (1), we consider to present a fractional-order error state feedback in the PSS control law (4). This is not a simple replica of general PSS, but a challenging task both in control theory and in practical engineering application.

Since under the fractional PSS framework, the corresponding stability issue becomes the most urgent problem to solve, it’s not clear that the fractional-order asymptotic stability and Mittag-Leffler stability [23-28] can directly be applied to solve FOGPSS feedback design. In the same example, if we propose a fractional state feedback with PSS in (4), i.e., the undetermined term b must satisfy some fractional-order ordinary differential equation (ODE) corresponding to (3) such that the closed-loop error system will converge to a bounded neighborhood of zero given in advance. In theory, this process will force the original system into a pre-specified fractional-order error dynamics, it is a big challenge for practical plant

with parametric or non-parametric uncertainty and nonlinearity due to the imperfect stability criterion of nonlinear fractional-order systems.

Some useful stability theorems or conclusions of fractional-order systems are listed as follows:

Lemma 1 ([29]): For a differentiable vector $x(t) \in R^n$, and for any time instant $t \geq 0$,

$$\frac{1}{2} {}^C D^\alpha [x^T(t)x(t)] \leq x^T(t) {}^C D^\alpha x(t).$$

Lemma 2 ([23]): Let ${}^C D^\alpha x(t) \geq {}^C D^\alpha y(t)$, $\forall \alpha \in (0, 1)$ and $x(0) = y(0)$, then $x(t) \geq y(t)$.

Lemma 3 ([30]): The linear fractional-order system with commensurate order $0 < \alpha \leq 1$

$${}^C D^\alpha x(t) = Ax(t)$$

is stable at $x = 0$ if the following conditions are satisfied

$$|\arg(\lambda_i)| > \alpha \frac{\pi}{2},$$

where λ_i are eigenvalues of matrix A .

Lemma 4([23]): Consider the non-autonomous nonlinear fractional-order system

$${}^C D^\alpha x(t) = f(x, t), \quad \alpha \in (0, 1), \quad (5)$$

where $f : [0, \infty] \times \Omega \rightarrow R^n$ is piecewise continuous in t and locally Lipschitz in x on $[0, \infty] \times \Omega$, and $\Omega \in R^n$ is a domain that contains an equilibrium point $x = 0$. If there exists a Lyapunov function $V(x(t), t)$ and class-K functions α_i , ($i = 1, 2, 3$) satisfying

$$\alpha_1(\|x\|) \leq V(x(t), t) \leq \alpha_2(\|x\|), \quad {}^C D^\beta V(x(t), t) \leq -\alpha_3(\|x\|),$$

where $\beta \in (0, 1)$. Then the origin of system (5) is asymptotically stable.

On the other hand, to solve the FOGPSS, the available algorithms of fractional-order controller to be implemented in real time should be adopted. Two approximation methods are the most frequently used to calculate a linear or nonlinear fractional differential equation (FDE). One is the Adams-Bashford-Moulton (ABM) algorithm, the other is the time-domain method which is a generalization of the ABM approximation algorithm. This method is based on a predictor-corrector scheme using the Caputo definition [31]. We give a brief introduction of this algorithm as follows.

Consider the following fractional-order differential equation:

$$D^\alpha x(t) = f(t, x(t)), \quad 0 \leq t \leq T \quad (6)$$

with $x^{(k)}(0) = x_0^{(k)}$ ($k = 0, 1, 2, \dots, \lceil \alpha \rceil - 1$). Equation (6) is equivalent to the following Volterra integral equation

$$x(t) = \sum_{k=0}^{\lceil \alpha \rceil - 1} \frac{t^k}{k!} x_0^{(k)} + \frac{1}{\Gamma(\alpha)} \int_0^t (t - \tau)^{\alpha-1} f(\tau, x(\tau)) d\tau \quad (7)$$

Set $h = T/N$ ($N \in \mathbb{Z}^+$), and $t_n = nh$ ($n = 0, 1, 2, \dots, N$). Then (7) can be discretized as follows:

$$x_h(t_{n+1}) = \sum_{k=0}^{\lceil \alpha \rceil - 1} \frac{t_{n+1}^k}{k!} x_0^{(k)} + \frac{h^\alpha}{\Gamma(\alpha + 2)} f(t_{n+1}, x_h^p(t_{n+1})) + \frac{h^\alpha}{\Gamma(\alpha + 2)} \sum_{j=0}^n a_{j,n+1} f(t_j, x_h(t_j)),$$

where

$$x_h^p(t_{n+1}) = \sum_{k=0}^{\lceil \alpha \rceil - 1} \frac{t_{n+1}^k}{k!} x_0^{(k)} + \frac{1}{\Gamma(\alpha)} \sum_{j=0}^n b_{j,n+1} f(t_j, x_h(t_j)),$$

$$a_{j,n+1} = \begin{cases} n^{\alpha+1} - (n - \alpha)(n - j)^{\alpha+1}, & j = 0 \\ (n - j + 2)^{\alpha+1} + (n - j)^{\alpha+1}, & j = 0 \\ -2(n - j + 1)^{\alpha+1}, & 1 \leq j \leq n \\ 1, & j = n + 1, \end{cases}$$

and

$$b_{j,n+1} = \frac{h^\alpha}{\alpha} ((n - j + 1)^\alpha - (n - j)^\alpha).$$

The estimation error of this this technique is

$$e = \max_{j=0,1,2,\dots,N} |x(t_j) - x_h(t_j)| = O(h^p),$$

where $p = \min(2, 1 + \alpha)$.

C. Possible Research Framework of FOGPSS

We will discuss possible research framework of FOGPSS in this subsection, which mainly includes four aspects: λ -tracking control, tracking of time-delay system, saturated practical tracking and robotic system control.

- λ -tracking control

λ -stabilization or λ -tracking means that the output cannot be controlled to a set-point but into a λ -neighbourhood of the set-point (or the reference trajectory to be tracked), where $\lambda > 0$ is an arbitrarily small constant given in advance [32-33]. For a large class of multivariable nonlinear minimum-phase systems of relative degree one, Allgower et al. [34] modified a known adaptive high-gain control strategy $u(t) = -k(t)y(t)$, $\dot{k}(t) = \|y(t)\|^2$ to obtain a λ -tracking in the presence of output corrupted noise. In [35], for a class of high-gain stabilizable multivariable linear infinite-dimensional systems, an adaptive control law is proposed to achieve the approximate asymptotic tracking in the sense that the tracking error converges to a neighborhood of zero with the arbitrary prescribed radius $\lambda > 0$. And a sampled version of the high-gain adaptive λ -tracking controller is considered in [36], which is motivated by sampling arises from the possibility that the output of a system may not be available continuously, but only at discrete time instants. Recently, Ilchmann et al. [37-40] considered the temperature control for exothermic chemical reactors by λ -tracking approach with a feedback law subjected to saturation constraints.

By the research motivation above, it is possible to consider the adaptive λ -tracking control under FOGPSS framework, more specifically, we design a error feedback controller

$$u(t) = -k(t)e(t), \quad e(t) = y(t) - y_r(t)$$

where $y(t), y_r(t)$ are output and desired tracking reference signal, respectively. The control gain $k(t)$ satisfies a fractional-order λ -adaptive ODE

$${}^C D^\alpha(k(t)) = \begin{cases} f(e(t), \lambda), & \|e(t)\| \geq \lambda, \\ 0, & \|e(t)\| < \lambda, \end{cases} \quad (14)$$

where the function $f(e(t), \lambda)$ in (14) is to be designed such that $e(t)$ can be driven into a small λ -neighborhood of zero with pre-given λ . The core task of FOGSS control is to find an eligible function f so that the FO tracking error closed-loop system is asymptotically stable at zero.

- *Tracking of systems with time-delay*

Time delay is the property of a physical system by which the response to an applied force (action) is delayed in its effect [41-42]. Time delays are often encountered in many dynamic systems such as rolling mill systems, biological systems, metallurgical processing systems, network systems, and so on [43-44]. It has been shown that the existence of time delays usually becomes the source of instability and degrading performance of systems [43]. Many researches have been devoted to the study of tracking control of systems with time-delay, for example, Fridman [45] considers the sampled-data control of linear systems under uncertain sampling with the known upper bound on the sampling intervals, a time-dependent Lyapunov functional method in the developed framework of input delay approach has been introduced for analysis of this linear system. For a class of perturbed strict-feedback nonlinear time-delay systems, an adaptive fuzzy tracking control scheme has been presented by appropriately choosing Lyapunov-Krasovskii functionals and hyperbolic tangent functions [46]. In [47], the robust tracking and model following for a class of linear systems with known multiple delayed state perturbations, time-varying uncertain parameters, and disturbance has been considered. A class of continuous memoryless state feedback controllers for robust tracking of dynamical signals are proposed, by which, the tracking error can be guaranteed to decrease asymptotically to zero. By using separation technique and the norm of neural weight vector, Wang et al. [48] presented a simple and effective control approach to address the tracking problem for non-affine pure-feedback system with multiple time-varying delay states. For nonlinear discrete-time Systems with time delays, the model reference output feedback fuzzy tracking control design and optimal tracking control based on heuristic dynamic programming have been discussed in [49] and [50], respectively. The tracking control for switched linear systems with time-delay is solved by using single Lyapunov function technique and a typical hysteresis switching law so that the H_∞ model reference tracking performance can be satisfied [51]. And Cho et al. [52] consider the robustness problem in time-delay control in the presence of the nonlinear friction dynamics of robot manipulators that is enhanced with a compensator based on internal model control.

Considering the following nonlinear dynamical system of the form [53-54] with input time delay

$$\begin{aligned} \dot{x} &= Ax + B[f(x) + g(x)u(t - \tau)], \\ y &= Cx, \end{aligned} \quad (8)$$

where

$$A = \begin{bmatrix} 0 & 1 & 0 & \cdots & 0 \\ 0 & 0 & 1 & \cdots & 0 \\ \vdots & \vdots & \vdots & \vdots & \vdots \\ 0 & 0 & 0 & \cdots & 1 \\ 0 & 0 & 0 & 0 & 0 \end{bmatrix}, \quad B = \begin{bmatrix} 0 \\ 0 \\ \vdots \\ 0 \\ 1 \end{bmatrix}, \quad C^T = \begin{bmatrix} 1 \\ 0 \\ \vdots \\ 0 \\ 0 \end{bmatrix},$$

$x \in R^n$ is the state vector, $y, u \in R$ are the output and control input, respectively. τ denotes the constant of time-delay. Let y_r be the reference signal, $e(t) = y - y_r$ is the tracking error.

Then how to propose a fractional time-delay feedback controller for system (8) or other nonlinear systems with input time delay or state time-delay is an important Pioneering research for the first time to the best of the authors' knowledge. This study will touch on the field of stability issue about fractional-order time-delay systems combining with the PSS control strategy.

- *Practical tracking with input saturation*

From a practical point of view, it is important to design saturated controllers for any mechanical systems. That is because any actuator always has a limitation of the physical control inputs (input saturation) [55-68], while the control input signals are a function of the system states, large initial conditions or unmodeled disturbances may cause the controller to exceed physical limitations [69], therefore, lots of saturated controllers design methods have been proposed. H. Chen et al. considered the saturated stabilization or tracking of dynamic nonholonomic mobile robots [55-57] and robust control for these robotic systems under a fixed camera feedback with input saturation [60-65], respectively. For the systems with time delay, continuous or discrete, linear or nonlinear systems have also been studied by feedback law subject to input saturation constraints in [67-69]. And Z. Lin et al. [58,70] have given a semi-global exponential stabilization control strategy including state feedback law or output feedback type for both discrete-time systems and continuous linear time-invariant systems subject to input saturation. In [59], the robust stabilization of spacecraft in the presence of input saturation constraints, parametric uncertainty, and external disturbances has been addressed by two globally stable control algorithms. In [67], based on LMIs technique, the theory of the composite nonlinear feedback control method has been considered for robust tracking and model following of linear systems with time varying delays and input saturation. Recently, the saturated control for multi-agent systems has become a hot research topic, for example, H. Su et al. [66] studied the observer-based leader-following consensus of a linear multi-agent system on switching networks, in which the input of each agent is subject to saturation. A low-gain output feedback strategy to design the new observer-based consensus algorithms, without requiring any knowledge of the interaction network topology. Also, the global consensus problem of discrete-time multi-agent systems with input saturation constraints under fixed undirected topologies has been discussed in [71], in which, two two special cases are considered, where the agent model is either neutrally stable or a double integrator.

Commonly, the saturation function $Sat_\varepsilon(\cdot)$ is a monotonically increasing function whose saturated level is less than ε , i.e., $|Sat_\varepsilon(\cdot)| \leq \varepsilon$. Examples of such saturation functions, for instance [56],

$$Sat_\varepsilon(\tilde{z}) = \varepsilon \tanh(\tilde{z}), \quad Sat_\varepsilon(\tilde{z}) = \frac{2\varepsilon}{\pi} \arctan(\tilde{z}), \quad Sat_\varepsilon(\tilde{z}) = \begin{cases} \varepsilon & : \text{ if } |\tilde{z}| \geq \varepsilon, \\ \tilde{z} & : \text{ otherwise.} \end{cases}$$

The difficulty of saturating practical tracking feedback based on FOGPSS lies in the fact that we are short of theoretical support because there are only a few results about the control of fractional-order systems with input saturation [72]. It is necessary to find a new fractional-order system control technique to support this framework in the near future.

- *Robotic dynamics control*

There are many types of robot systems such as rigid robot manipulators [73-82], humanoid robots [83-87], underwater robots [88-95], space robots [96-98], wheeled mobile robots [99-105], pipe robots [106-108], and so on. Among which, studying of a class of robot systems subject to nonholonomic motion constraints becomes a research hot point, and control of such mobile robots have attracted considerable attention from the research community because of their practical applications and the theoretical challenges created by the nonholonomic nature of the constraints on it [109-112]. It is because control such systems is full of practically engineering interesting and theoretically challenging, just as reported by Brockett [113], any nonholonomic system can not be stabilized to a point with pure smooth (or even continuous) state feedback control law. In order to overcome this design difficulty, many ingenious feedback stabilization methods have been proposed such as discontinuous feedback control law [60-65], time-varying feedback law [55-57], hybrid feedback law [114-115], and optimal feedback law [116-118], etc.

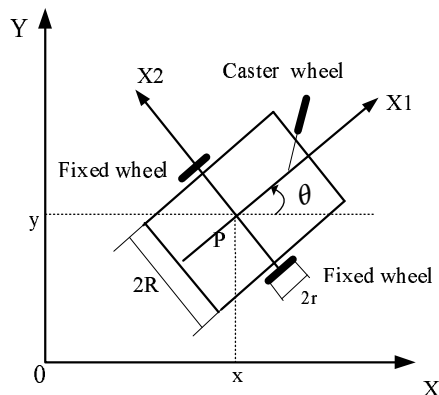


Fig. 4 Nonholonomic wheeled mobile robot.

As shown in Fig. 4, the posture kinematic model of a class of nonholonomic wheeled mobile robots can be described by the following differential equations [99]:

$$\begin{cases} \dot{x} = v \cos \theta, \\ \dot{y} = v \sin \theta, \\ \dot{\theta} = \omega, \end{cases} \quad (9)$$

where (x, y) is the position of the mass center of the robot moving in the plane. v is the forward velocity, ω is the steering velocity and θ denotes its heading angle from the horizontal axis.

Different from current approaches, FOGPSS tracking of the wheeled mobile robots (9) is independent of its desired trajectory (x_r, y_r, θ_r) with FO error state feedback $(x_e, y_e, \theta_e) = (x - x_r, y - y_r, \theta - \theta_r)$,

$$\begin{cases} \dot{x}_r = v_r \cos \theta_r, \\ \dot{y}_r = v_r \sin \theta_r, \\ \dot{\theta}_r = \omega_r. \end{cases}$$

For the strong nonlinear robot system model (9), how to design some FO velocity controllers (v, ω) such that the error state (x_e, y_e, θ_e) converges to a small neighborhood of zero given in advance is an important future research objective.

III. A SIMPLE APPLICATION EXAMPLE OF FOGPSS

A. A simple tracking example

A number of simple systems of engineering interest may be represented by a first-order model, for example, the braking of an automobile, the discharge of an electronic flash, or the flow of fluid from a tank may be approximately represented by a first-order differential equation [119]:

$$\dot{x} = -a_p x + b_p u + d(x, t), \quad (10)$$

where $x, u \in R$ are the state and control input, respectively. $a_p, b_p > 0$ are bounded uncertain parameters (constants), $d(x, t)$ is the external disturbance signal. Let $x_d(t)$ be a desired reference trajectory, $x_e = x_d - x$ is the tracking error.

Here, the control objective is to present a FOGPSS feedback law u such that error state x_e can be driven into a specified ε_0 -neighbourhood of zero D_{ε_0} with small positive constant $\varepsilon_0 > 0$ given in advance.

For practice, we make the following assumptions:

Assumption 1: The position of x_d to be tracked is not directly available, but it moves within a known bounded region with a constrained velocity, i.e., $|x_d| \leq b_1, |\dot{x}_d| \leq b_2$, where $b_1, b_2 > 0$ are known constants.

Assumption 2: There exists positive constants $\underline{a}, \bar{a}, \underline{b}, \bar{b}, \bar{d}$ for the follower system (10), such that for all x and t ,

$$\underline{a} \leq |a_p| \leq \bar{a}, \quad \underline{b} \leq |b_p| \leq \bar{b}, \quad |d(x, t)| \leq \bar{d}.$$

Assumption 3: The estimate of error measurement x_e can be denoted by

$$\tilde{x}_e = x_e - I^\alpha \omega(t), \quad \alpha \in (0, 1)$$

where the estimated error function $\omega(t)$ satisfies that

$$|\omega(t)| \leq c_1, \quad |I^\alpha \omega(t)| \leq c_2.$$

By Assumption 2, note that the controller u to be designed in (9) can be seen as an inherent part itself according to PSS [1,3,5-6], that means

$$|u| = \left| \frac{\dot{x} + a_p x - d(x, t)}{b_p} \right| \leq \frac{|\dot{x}| + \bar{a}|x| + \bar{d}}{\underline{b}}. \quad (11)$$

Tracking the desired trajectory $x_d(t)$, and according to Assumption 1, it is entirely normal to suppose the boundedness of x, \dot{x} in some estimated, feasible motion region by $|x_d|$ and $|\dot{x}_d|$, hence, form (11), we assume that $|u| \leq u_{\max}$.

Remark 3: Compared with the existing tracking problem, we suppose x_d can not be obtained by designer directly in Assumption 1 is more general. And therefore, in Assumption 3, it is reasonable to assume

there is an integrable error function $\omega(t)$ between \tilde{x}_e and x_e under the sense of fractional calculus (Def. 1) due to the possible long term memory property in estimation of tracking error, because it is naturally to consider the current feedback relies on the previous tracking effects.

For being convenient, we denote ${}^C D^\alpha$ by D^α , and the design results will be stated as follows:

Theorem 1: Under Assumptions 1-3, for system (10), taking the FOGPSS feedback law

$$u = \bar{\beta} \tilde{s}, \quad (12)$$

where $\bar{\beta}$ is a design parameter satisfies that

$$\bar{\beta} > \frac{u_{\max}}{\delta \varepsilon_0} > 0,$$

where $\delta > 0$ is also a design parameter, \tilde{s} is the fractional-order estimated error feedback signal

$$\tilde{s} = D^\alpha \tilde{x}_e + \delta \tilde{x}_e. \quad (13)$$

Then the real tracking error x_e will be driven into $D_{\varepsilon_0} \triangleq \{x_e : |x_e| \leq \frac{\delta c_2 + c_1}{\delta} + \varepsilon_0\}$.

Proof: Take a Lyapunov function $V = \frac{1}{2} x_e^2$, by applying Lemma 1, we have

$$D^\alpha V = D^\alpha \left(\frac{1}{2} x_e^2 \right) \leq x_e D^\alpha x_e,$$

by Assumption 3 and Property 5 in Definition 3, it has

$$D^\alpha V \leq x_e D^\alpha (\tilde{x}_e + I^\alpha \omega(t)) = x_e (D^\alpha (\tilde{x}_e) + \omega(t)).$$

Substituting (13) into the formula above, it has

$$\begin{aligned} D^\alpha V &\leq x_e (\tilde{s} - \delta \tilde{x}_e + \omega(t)) \\ &= x_e \left(\frac{u}{\bar{\beta}} - \delta \tilde{x}_e + \omega(t) \right) \\ &= x_e \left(\frac{u}{\bar{\beta}} - \delta (x_e - I^\alpha \omega(t)) + \omega(t) \right). \end{aligned}$$

According to Assumption 3 again, we have

$$D^\alpha V \leq -\delta x_e^2 + |x_e| \left(\frac{u_{\max}}{\bar{\beta}} + \delta c_2 + c_1 \right). \quad (14)$$

If $|x_e| > \frac{\delta c_2 + c_1}{\delta} + \varepsilon_0$, from (14), we can obtain

$$\begin{aligned} D^\alpha V &\leq -\delta \left(\frac{\delta c_2 + c_1}{\delta} + \varepsilon_0 \right) |x_e| + |x_e| \left(\frac{u_{\max}}{\bar{\beta}} + \delta c_2 + c_1 \right) \\ &= -|x_e| \left(\delta \left(\frac{\delta c_2 + c_1}{\delta} + \varepsilon_0 \right) - \frac{u_{\max}}{\bar{\beta}} - \delta c_2 - c_1 \right) \\ &= -\frac{|x_e|}{\bar{\beta}} (\bar{\beta} \delta \varepsilon_0 - u_{\max}). \end{aligned}$$

Let $\hat{\beta} = (\bar{\beta}\delta\varepsilon_0 - u_{\max})/\bar{\beta}$, from (12), since $\bar{\beta} > \frac{u_{\max}}{\delta\varepsilon_0} > 0$, so $\hat{\beta} > 0$, which means

$$D^\alpha V \leq -\hat{\beta}|x_e| = -\hat{\beta}\sqrt{2}V^{1/2} \leq 0,$$

by Lemma 4, $x_e \rightarrow 0$ as $t \rightarrow \infty$, hence x_e will be driven into $D\varepsilon_0$.

By the similar derivation process as (***) in the introduction section, once $|x_e| \leq \frac{\delta c_2 + c_1}{\delta} + \varepsilon_0$, from (12)-(14), we have

$$|D^\alpha x_e| = |D^\alpha \tilde{x}_e + \omega(t)| = \left| \frac{u}{\beta} - \delta(x_e - I^\alpha \omega(t)) + \omega(t) \right| \leq 2\delta(c_2 + c_1/\delta + \varepsilon_0).$$

Then $|D^\alpha x_e| < \varepsilon_0 \rightarrow 0^+$ as $c_1 = c_2 = 0$, and according to Lemma 4, this completes the proof. ■

B. Simulations

In this subsection, when using FOGPSS tracking controller consists of (12) and (13), we adopt the approximate numerical ABM algorithm (6)-(7) for solving the fractional differential equations for corresponding error system of (10).

In the following simulations, given $\varepsilon_0 = 0.3$, we suppose that: $\underline{a} = 0.5$, $\bar{a} = 1.5$, $\underline{b} = 1.0$, $\bar{b} = 2.0$, $d = 0.5 \sin(xt)$ and $\bar{d} = 0.5$, $b_1 = 3.0$, $b_2 = 0.5$, $c_1 = 0.1$, $c_2 = 1.5$, $\omega(t) = -0.045 \cos(x_e t)$. From (11), we can calculate that $u_{\max} = 5.5$. According to Theorem 1, we choose design parameters: $\delta = 10$, $\bar{\beta} = 12$, $\alpha = 0.3$, $\hat{\beta} = 0.04$. The initial conditions are $x(0) = -1.5$, $x_d(0) = 0.5$.

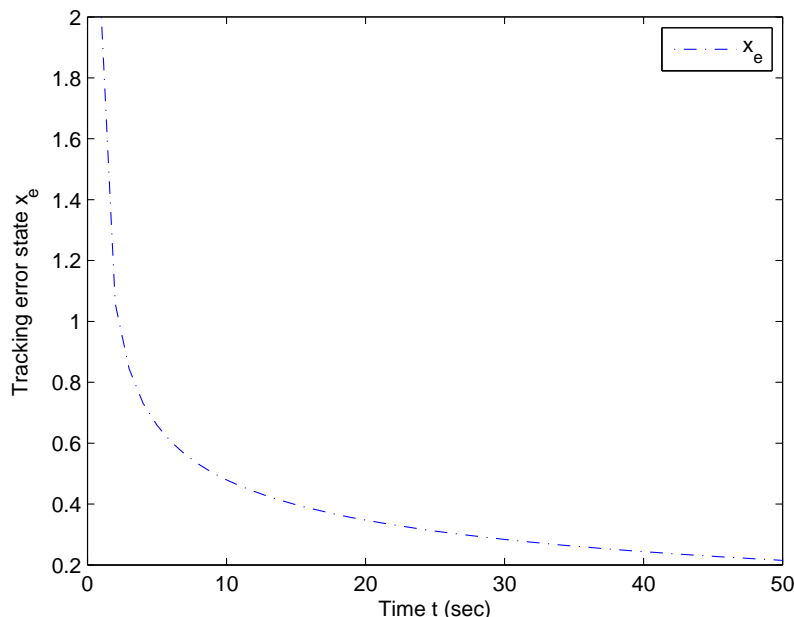


Fig. 5 The response of tracking error state variable x_e with respect to time

Some simulation results are shown in Figs. 5-7 with MATLAB. From Fig. 5, we can observe that the tracking error state x_e is driven into the small neighborhood of zero for given $\varepsilon_0 = 0.3$, surely, $|x_e| \leq 0.3$ at about $t \geq 30s$. The response of estimated error state \tilde{x}_e is demonstrated in Fig.6, from which, it can be seen that the convergence behavior of \tilde{x}_e is not like the x_e , since it is assumed that there exist a error function $\omega(t)$ between x_e and \tilde{x}_e , and \tilde{x}_e goes into the ε_0 -neighborhoods of zero when $t \geq 20s$. In Fig. 7,

the response of control input u looks more like that of \tilde{x}_e in Fig. 3 due to the FOGPSS feedback consists of $D^{0.3}\tilde{x}_e$ and \tilde{x}_e by (12) and (13).

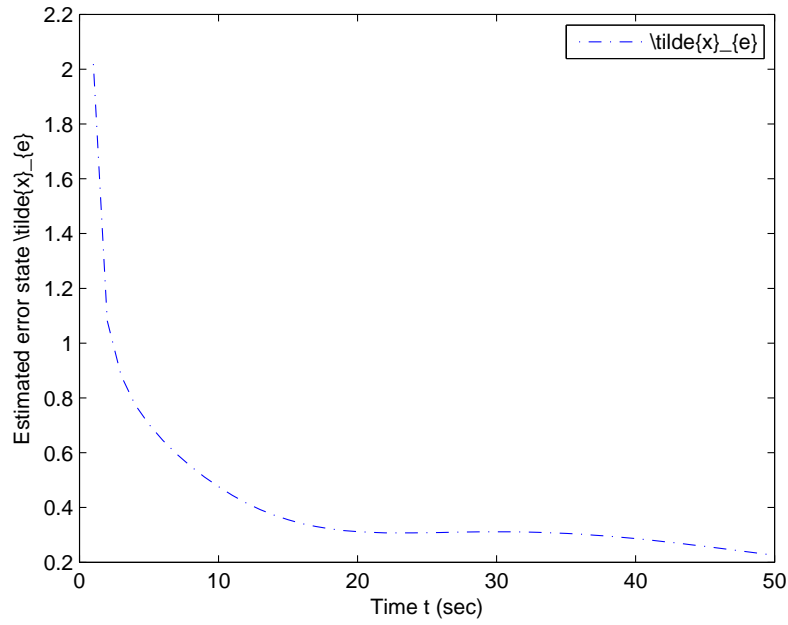


Fig. 6 The response of estimated error state variable \tilde{x}_e with respect to time

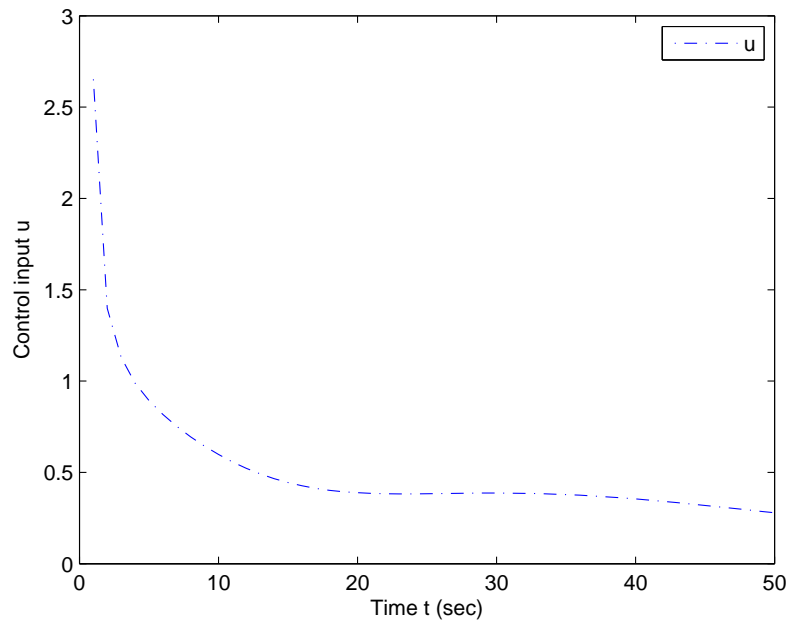


Fig. 7 The response of FOGPSS state feedback input u with respect to time

IV. CONCLUSION

In this article, a new conception of the generalized fractional-order principle of self-support (FOGPSS) is proposed for the first time. After a brief reviews of PSS, the fractional-order-based framework is considered to deal with the feedback control for practical complex system, which is not perfect by integer-order feedback. And some possible research fields such as practical tracking, λ -tracking, etc. for robot

systems, multiple mobile agents, discrete dynamical systems, time delay systems and other uncertain nonlinear systems is discussed by FOGPSS. A simple example is presented to show the efficiency of the fractional-order generalized principle of self-support (FOGPSS) control strategy.

V. ACKNOWLEDGEMENTS

This work was supported by the Natural Science Foundation of China (61304004, 61503205), the China Postdoctoral Science Foundation funded project (2013M531263), the Jiangsu Planned Projects for Postdoctoral Research Funds (1302140C), the Foundation of China Scholarship Council (201406715056), and the Foundation of Changzhou Key Laboratory of Special Robot and Intelligent Technology (CZSR2014005).

REFERENCES

- [1] Z. R. Novakovic, "The principle of self-support in control systems", *Elsevier Science Ltd*, 1992.
- [2] R. B. Alley, "The Two-Mile Time Machine: Ice Cores, Abrupt Climate Change, and Our Future: Ice Cores, Abrupt Climate Change, and Our Future", *Princeton University Press*, 2014.
- [3] Z. R. Novakovic, "The principle of self-support in robot control synthesis", *IEEE Transactions on Systems, Man and Cybernetics*, vol. 21, no. 1, pp. 206-220, 1991.
- [4] K. K. Tan, H. F. Dou, Y. Q. Chen, and Tong Heng Lee, "High precision linear motor control via relay-tuning and iterative learning based on zero-phase filtering", *IEEE Transactions on Control Systems Technology*, vol. 9, no. 2, pp. 244-253, 2001.
- [5] Z. R. Novakovic, "Robust tracking control for robots with bounded input", *Journal of Dynamic Systems, Measurement, and Control*, vol. 114, pp. 315-319, 1992.
- [6] Z. R. Novakovic, "The principle of self-support: a new approach to kinematic control of robots", *The Fifth International Conference on Advanced Robotics, 'Robots in Unstructured Environments'*, pp. 1444-1447, 1991.
- [7] N. G. Ulu, E. Ulu, and M. Cakmakci, "Learning based cross-coupled control for multi-axis high precision positioning systems", *ASME 2012 5th Annual Dynamic Systems and Control Conference joint with the JSME 2012 11th Motion and Vibration Conference*, pp. 1-7, 2012.
- [8] N. Ozdemir , and D. Avci, "Optimal control of a linear time-invariant space time fractional diffusion process", *Journal of Vibration and Control*, vol. 20, no. 3, pp. 370-380, 2014.
- [9] X. Zhao, H. T. Yang, and Y. Q. He, "Identification of constitutive parameters for fractional viscoelasticity", *Communications in Nonlinear Science and Numerical Simulation*, vol. 19, no. 1, pp. 311-322, 2014.
- [10] Z. M. Ge, and W. R. Jhuang, "Chaos, control and synchronization of a fractional order rotational mechanical system with a centrifugal governor", *Chaos, Solitons & Fractals*, vol. 33, no. 1, pp. 270-289, 2007.
- [11] H. Chen, W. Chen, B. W. Zhang, et al., "Robust synchronization of incommensurate fractional-order chaotic systems via second-order sliding mode technique", *Journal of Applied Mathematics*, vol. 2013, pp. 1-11, 2013.
- [12] S. Isabel, J. A. Jesus, and M. Tenreiro, "Development of fractional order capacitors based on electrolyte processes", *Nonlinear Dynamics*, vol. 56, no. 1-2, pp. 45-55, 2009.
- [13] S. Muller, M. Kastner, J. Brummund, and V. Ulbricht, "A nonlinear fractional viscoelastic material model for polymers", *Computational Materials Science*, vol. 50, no. 10, pp. 2938-2949, 2011.
- [14] M. Rivero, J. J. Trujillo, L. Vzquez, et al., "Fractional dynamics of populations", *Applied Mathematics and Computation*, vol. 218, no. 3, pp. 1089-1095, 2011.
- [15] Y. Q. Chen, and K. L. Moore, "Discretization schemes for fractional-order differentiators and integrators", *IEEE Transactions on Circuits and SystemsII: Fundamental Theory and Applications*, vol. 49, no. 3, pp. 363-367, 2002.
- [16] M. L. Corradini, R. Giamb, and S. Pettinari, "On the adoption of a fractional-order sliding surface for the robust control of integer-order LTI plants", *Automatica*, vol. 51, pp. 364-371, 2015.
- [17] A. Pisano, M. R. Rapaic, Z. Jelcic, and E. Usai, "Nonlinear fractional PI control of a class of fractional-order systems", in: *IFAC conference on advances in PID control*, Brescia(Italy), 2012.
- [18] C. A. Monje, B. M. Vinagre, V. Feliu, and Y. Q. Chen, "Tuning and auto-tuning of fractional order controllers for industry applications", *Control Engineering Practice*, vol. 16, no. 7, pp. 798-812, 2008.
- [19] C. A. Monje, Y. Q. Chen, B. M. Vinagre, D. Xue, and V. Feliu, "Fractional-Order Systems and Controls", *Springer*, 2010.
- [20] A. A. Kilbas, H. M. Srivastava, and J. J. Trujillo, "Theory and Applications of Fractional Differential Equations", *Amsterdam (The Netherlands)*, Elsevier, 2006.
- [21] I. Podlubny, "Fractional Differential Equations", *Academic Press*, New York, 1999.

- [22] C. P. Li, W. H. Deng, “Remarks on fractional derivatives”, *Appl.Math.Comput.*, vol. 187, pp. 777-784, 2007.
- [23] Y. Li, Y. Q. Chen, and I. Podlubny, “Stability of fractional-order nonlinear dynamic systems: Lyapunov direct method and generalized Mittag Leffler stability”, *Comput Math Appl*, vol. 59, no. 5, pp. 1810-1821, 2010.
- [24] Y. Li, Y. Q. Chen, and I. Podlubny, “MittagLeffler stability of fractional order nonlinear dynamic systems”, *Automatica*, vol. 45, no. 8, pp. 1965-1969, 2009.
- [25] H. S. Ahn, Y. Q. Chen, “Necessary and sufficient stability condition of fractional-order interval linear systems”, *Automatica*, vol. 44, no. 11, pp. 2985-2988, 2008.
- [26] H. S. Ahn, Y. Q. Chen, and I. Podlubny, “Robust stability test of a class of linear time-invariant interval fractional-order system using Lyapunov inequality”, *Applied Mathematics and Computation*, vol. 187, no. 1, pp. 27-34, 2007.
- [27] J. G. Lu, and Y. Q. Chen, “Robust stability and stabilization of fractional-order interval systems with the fractional order α : The $0 < \alpha < 1$ case”, *IEEE Transactions on Automatic Control*, vol. 55, no. 1, pp. 152-158, 2010.
- [28] Y. Q. Chen, and K. L. Moore, “Analytical stability bound for a class of delayed fractional-order dynamic systems”, *Nonlinear Dynamics*, vol. 29, no. 1, pp. 191-200, 2002.
- [29] N. Aguila-Camacho, M. A. Duarte-Mermoud, and J. Gallegos, “Lyapunov functions for fractional order systems”, *Commun Nonlinear Sci Numer Simul*, vol. 19, no. 9, pp. 2951-2957, 2014.
- [30] I. Podlubny, “Fractional differential equations: an introduction to fractional derivatives, fractional differential equations, to methods of their solution and some of their applications”, *Academic press*, 1998.
- [31] K. Diethelm, N. J. Ford, A. D. Freed, “A predictor-corrector approach for the numerical solution of fractional differential equations”, *Nonlinear Dynamics*, vol. 29, no. 1-4, pp. 3-22, 2002.
- [32] A. Ilchmann, and E. P. Ryan, “Universal λ -tracking for nonlinearly-perturbed systems in the presence of noise”, *Automatica*, vol. 30, no. 2, pp. 337-346, 1994.
- [33] F. Allgower, and A. Ilchmann, “Multivariable adaptive λ -tracking for nonlinearly chemical processes”, *Proceedings of 3rd European Control Conference, Rome, Italy*, pp. 1645-1651, 1995.
- [34] F. Allgower, J. Ashmans, and A. Ilchmann, “High-gain λ -tracking for nonlinear systems”, *Automatica*, vol. 33, no. 5, pp. 881-888, 1997.
- [35] A. Ilchmann, and H. Logemann, “Adaptive λ -tracking for a class of infinite-dimensional systems”, *Systems & Control Letters*, vol. 34, no. 1, pp. 11-21, 1998.
- [36] A. Ilchmann, and S. Townley, “Adaptive high-gain λ -tracking with variable sampling rate”, *Systems & Control Letters*, vol. 36, no. 4, pp. 285-293, 1999.
- [37] A. Ilchmann, M. Thuto, and S. Townley, “Input constrained adaptive tracking with applications to exothermic chemical reaction models”, *SIAM journal on control and optimization*, vol. 43, no. 1, pp. 154-173, 2004.
- [38] A. Ilchmann, M. Thuto, and S. Townley, “ λ -tracking for exothermic chemical reactions with saturating inputs”, *2001 European Control Conference (ECC), Porto, Portugal*, 2001.
- [39] A. Ilchmann, and S. Trenn, “Input constrained funnel control with applications to chemical reactor models”, *Systems & control letters*, vol. 53, no. 5, pp. 361-375, 2004.
- [40] A. Ilchmann, S. Townley, and M. Thuto, “Adaptive sampled-data tracking for input-constrained exothermic chemical reaction models”, *Systems & control letters*, vol. 54, no. 12, pp. 1149-1161, 2005.
- [41] F. G. Shinskey, “Process Control Systems”, *McGraw-Hill Book Company*, 1967.
- [42] Q. C. Zhong, “Robust control of time-delay systems”, *Springer Science & Business Media*, 2006.
- [43] S. L. Niculescu, “Adaptive sampled-data tracking for input-constrained exothermic chemical reaction models”, *Delay Effects on Stability: A Robust Control Approach*, Springer, London, 2001.
- [44] Y. Yi, L. Guo, and H. Wang, “Adaptive statistic tracking control based on two-step neural networks with time delays”, *IEEE Trans. Neural Netw.*, vol. 20, no. 3, pp. 420-429, 2009.
- [45] E. Fridman, “A refined input delay approach to sampled-data control”, *Automatica*, vol. 46, no. 2, pp. 421-427, 2010.
- [46] M. Wang, B. Chen, X. Liu, and S. Peng, “Adaptive fuzzy tracking control for a class of perturbed strict-feedback nonlinear time-delay systems”, *Fuzzy Sets and Systems*, vol. 159, no. 8, pp. 949-967, 2008.
- [47] H. Wu, “Adaptive robust tracking and model following of uncertain dynamical systems with multiple time delays”, *IEEE Transactions on Automatic Control*, vol. 49, no. 4, pp. 611-616, 2004.
- [48] M. Wang, S. S. Ge, K. S. Hong, “Approximation-based adaptive tracking control of pure-feedback nonlinear systems with multiple unknown time-varying delays”, *IEEE Transactions on Neural Networks*, vol. 21, no. 11, pp. 1804-1816, 2010.
- [49] C. S. Tseng, “Model reference output feedback fuzzy tracking control design for nonlinear discrete-time systems with time-delay”, *IEEE Transactions on Fuzzy Systems*, vol. 14, no. 1, pp. 58-70, 2006.
- [50] H. Zhang, R. Song, et al., “Optimal tracking control for a class of nonlinear discrete-time systems with time delays based on heuristic dynamic programming”, *IEEE Transactions on Neural Networks*, vol. 22, no. 12, pp. 1851-1862, 2011.

- [51] Q. K. Li, J. Zhao, G. M. Dimirovski, et al., "Tracking control for switched linear systems with time-delay: a state-dependent switching method", *Asian Journal of Control*, vol. 11, no. 5, pp. 517-526, 2009.
- [52] G. R. Cho, P. H. Chang, S. H. Park, et al., "Robust tracking under nonlinear friction using time-delay control with internal model", *IEEE Transactions on Control Systems Technology*, vol. 17, no. 6, pp. 1406-1414, 2009.
- [53] L. X. Wang, "Adaptive Fuzzy Systems and Control: Design and Stability Analysis", *Prentice-Hall, Englewood Cliffs, NJ*, 1994.
- [54] A. Boulkroune, M. Tadjine, M. M'Saad, and M. Farza, "How to design a fuzzy adaptive controller based on observers for uncertain affine nonlinear systems", *Fuzzy Sets and Systems*, vol. 159, no. 8, pp. 926-948, 2008.
- [55] Hua Chen, Chaoli Wang, Liu Yang and Dongkai Zhang, "Semiglobal stabilization for nonholonomic mobile robots based on dynamic feedback with inputs saturation", *Journal of Dynamic Systems, Measurement, and Control*, vol. 134, no. 4, pp. 041006.1-041006.8, 2012.
- [56] Hua Chen, "Robust stabilization for a class of dynamic feedback uncertain nonholonomic mobile robots with input saturation," *International Journal of Control, Automation and Systems*, vol.12, pp.1216-1224, 2014.
- [57] Hua Chen, Chaoli Wang, Binwu Zhang and Dongkai Zhang, "Saturated tracking control for nonholonomic mobile robots with dynamic feedback", *Transactions of the Institute of Measurement and Control*, vol. 35, no. 2, pp. 105-116, 2013.
- [58] Z. Lin, and A. Saberi, "Semi-global exponential stabilization of linear discrete-time systems subject to input saturation via linear feedbacks", *Systems & Control Letters*, vol. 24, no. 2, pp. 125-132, 1995.
- [59] J. D. Boskovic, S. M. Li, and R. K. Mehra, "Robust adaptive variable structure control of spacecraft under control input saturation", *Journal of Guidance, Control, and Dynamics*, vol. 24, no. 1, pp. 14-22, 2001.
- [60] Hua Chen, Chaoli Wang and Zhengying Liang, et al., "Robust practical stabilization of nonholonomic mobile robots based on visual servoing feedback with inputs saturation," *Asian Journal of Control*, vol.16, no.3, pp.692-702, 2014.
- [61] Hua Chen, Shihong Ding and Xi Chen, et al., "Global finite-time stabilization for nonholonomic mobile robots based on visual servoing," *International Journal of Advanced Robotic Systems*, vol.11, pp.1-13, 2014.
- [62] B. Li, H. Chen, and J. Chen, "Global Finite-time stabilization for a class of nonholonomic chained system with input saturation," *Journal of Information & Computational Science*, vol.11, no. 3, pp. 883-890, 2014.
- [63] H. Chen, C. Wang, F. Yang, et al., "Finite-time saturated stabilization of nonholonomic mobile robots based on visual servoing," *Control Theory & Applications*, vol. 29, no. 6, pp. 817-823, 2012. (in chinese)
- [64] H. Chen, J. Chen, Y. Lei, et al., "Further results of semiglobal saturated stabilization for nonholonomic mobile robots," *Control and Decision Conference (2014 CCDC), The 26th Chinese. IEEE*, pp. 4545-4550, 2014.
- [65] H. Chen, and J. Zhang, "Semiglobal saturated practical stabilization for nonholonomic mobile robots with uncertain parameters and angle measurement disturbance," *Control and Decision Conference (CCDC), 2013 25th Chinese. IEEE*, pp. 3731-3736, 2013.
- [66] H. Su, M. Z. Q. Chen, X. Wang, et al., "Semiglobal observer-based leader-following consensus with input saturation," *IEEE Transactions on Industrial Electronics*, vol. 61, no. 6, pp. 2842-2850, 2014.
- [67] S. Mobayen, "Robust tracking controller for multivariable delayed systems with input saturation via composite nonlinear feedback," *Nonlinear Dynamics*, vol. 76, no. 1, pp. 827-838, 2014.
- [68] X. Wang, A. Saberi, and A. Stoorvogel, "Stabilization of discrete-time linear systems subject to input saturation and multiple unknown constant delays," *IEEE Transactions on Automatic Control*, vol. 59, no. 6, pp. 1667-1672, 2014.
- [69] N. Fischer, A. Dani, N. Sharma, et al., "Saturated control of an uncertain nonlinear system with input delay," *Automatica*, vol. 49, no. 6, pp. 1741-1747, 2013.
- [70] Z. Lin, A. Saberi, "Semi-global exponential stabilization of linear systems subject to input saturation via linear feedbacks," *Systems & Control Letters*, vol. 21, no. 3, pp. 225-239, 1993.
- [71] T. Yang, Z. Meng, D. V. Dimarogonas, et al., "Global consensus for discrete-time multi-agent systems with input saturation constraints," *Automatica*, vol. 50, no. 2, pp. 499-506, 2014.
- [72] Y. H. Lim, K. K. Oh, and H. S. Ahn, "Stability and stabilization of fractional-order linear systems subject to input saturation," *IEEE Transactions on Automatic Control*, vol. 58, no. 4, pp. 1062-1067, 2013.
- [73] R. Ortega, and M. W. Spong, "Adaptive motion control of rigid robots: A tutorial," *Automatica*, vol. 25, no. 6, pp. 877-888, 1989.
- [74] S. Nicosia, and P. Tomei, "Robot control by using only joint position measurements," *IEEE Transactions on Automatic Control*, vol. 35, no. 9, pp. 1058-1061, 1990.
- [75] M. Corless, "Control of uncertain nonlinear systems," *Journal of Dynamic Systems, Measurement, and Control*, vol. 115, no. 2B, pp. 362-372, 1993.
- [76] V. I., "Sliding modes and their application in variable structure systems," *Mir Publishers*, 1978.
- [77] J. J. Slotine, and W. Li, "Applied nonlinear control," *Englewood Cliffs, NJ: Prentice Hall.*, 1991.
- [78] F. Zhang, D. M. Dawson, M. S. de Queiroz, and W. E. Dixon, "Global adaptive output feedback tracking control of robot manipulators," *IEEE Transactions on Automatic Control*, vol. 45, no. 6, pp. 1203-1208, 2000.
- [79] S. H. Hsu, and L. C. Fu, "A fully adaptive decentralized control of robot manipulators," *Automatica*, vol. 42, no. 10, pp. 1761-1767, 2006.

- [80] M. Galicki, "An adaptive regulator of robotic manipulators in the task space," *IEEE Transactions on Automatic Control*, vol. 53, no. 4, pp. 1058-1062, 2008.
- [81] M. Galicki, "Control of mobile manipulators in a task space," *IEEE Transactions on Automatic Control*, vol. 57, no. 2, pp. 2962-2967, 2012.
- [82] M. Galicki, "Finite-time control of robotic manipulators," *Automatica*, vol. 51, pp. 49-54, 2015.
- [83] A. J. Ijspeert, J. Nakanishi, and S. Schaal, "Movement imitation with nonlinear dynamical systems in humanoid robots," *IEEE International Conference on Robotics and Automation*, vol. 2, pp. 1398-1403, 2002.
- [84] D. Katic, and M. Vukobratovic, "Survey of intelligent control techniques for humanoid robots," *Journal of Intelligent and Robotic Systems*, vol. 37, no. 2, pp. 117-141, 2003.
- [85] T. Furuta, T. Tawara, Y. Okumura, et al., "Design and construction of a series of compact humanoid robots and development of biped walk control strategies," *Robotics and Autonomous Systems*, vol. 37, no. 2, pp. 81-100, 2001.
- [86] A. Goswami, S. Yun, U. Nagarajan, et al., "Direction-changing fall control of humanoid robots: theory and experiments," *Autonomous Robots*, vol. 36, no. 3, pp. 199-223, 2014.
- [87] M. Eaton, "Introduction-Evolutionary Humanoid Robotics," *Springer Berlin Heidelberg*, 2015: 1-7.
- [88] J. Yuh, "Design and control of autonomous underwater robots: A survey," *Autonomous Robots*, vol. 8, no. 1, pp. 7-24, 2000.
- [89] G. Antonelli, "Underwater robots," *Springer*, 2013.
- [90] S. K. Choi, and J. Yuh, "Experimental study on a learning control system with bound estimation for underwater robots," *Autonomous Robots*, vol. 3, no. 2-3, pp. 187-194, 1996.
- [91] W. S. Chu, K. T. Lee, S. H. Song, et al., "Review of biomimetic underwater robots using smart actuators," *International Journal of Precision Engineering and Manufacturing*, vol. 13, no. 7, pp. 1281-1292, 2012.
- [92] M. Krieg, and K. Mohseni, "Thrust characterization of a bioinspired vortex ring thruster for locomotion of underwater robots," *IEEE Journal of Oceanic Engineering*, vol. 33, no. 2, pp. 123-132, 2008.
- [93] T. Taylor, "A genetic regulatory network-inspired real-time controller for a group of underwater robots," *Intelligent Autonomous Systems*, vol. 8, pp. 403-412, 2004.
- [94] L. Jaulin, "A nonlinear set membership approach for the localization and map building of underwater robots," *IEEE Transactions on Robotics*, vol. 25, no. 1, pp. 88-98, 2009.
- [95] T. J. Tarn, G. A. Shoults, and S. P. Yang, "A dynamic model of an underwater vehicle with a robotic manipulator using Kane's method," *Underwater Robots, Springer US*, pp. 195-209, 1996.
- [96] Y. Nakamura, R. Mukherjee, "Nonholonomic path planning of space robots via a bidirectional approach," *IEEE Transactions on Robotics and Automation*, vol. 7, no. 4, pp. 500-514, 1991.
- [97] L. B. Wee, and M. W. Walker, "On the dynamics of contact between space robots and configuration control for impact minimization," *IEEE Transactions on Robotics and Automation*, vol. 9, no. 5, pp. 581-591, 1993.
- [98] S. Ulrich, and J. Z. Sasiadek, "Extended kalman filtering for flexible joint space robot control," *American Control Conference*, pp. 1021-1026, 2011.
- [99] G. Campion, G. Bastin, and B. D'Andrea-Novell, "Structural properties and classification of kinematic and dynamic models of wheeled mobile robots," *IEEE transactions on robotics and automation*, vol. 12, no. 1, pp. 47-62, 1996.
- [100] W. E. Dixon, D. M. Dawson, E. Zergeroglu, et al., "Nonlinear control of wheeled mobile robots," *Springer-Verlag New York, Inc.*, 2001.
- [101] W. Dong, "Tracking control of multiple-wheeled mobile robots with limited information of a desired trajectory," *IEEE transactions on robotics*, vol. 28, no. 1, pp. 262-268, 2012.
- [102] D. Chwa, "Fuzzy adaptive tracking control of wheeled mobile robots with state-dependent kinematic and dynamic disturbances," *IEEE transactions on Fuzzy Systems*, vol. 20, no. 3, pp. 587-593, 2012.
- [103] R. Siegwart, I. R. Nourbakhsh, D. Scaramuzza, "Introduction to autonomous mobile robots," *MIT press*, 2011.
- [104] S. Blazic, "A novel trajectory-tracking control law for wheeled mobile robots," *Robotics and Autonomous Systems*, vol. 59, no. 11, pp. 1001-1007, 2011.
- [105] S. Wei, K. Uthaichana, M. Zefran, et al., "Hybrid model predictive control for the stabilization of wheeled mobile robots subject to wheel slippage," *IEEE transactions on control systems technology*, vol. 21, no. 6, pp. 2181-2193, 2013.
- [106] H. T. Roman, B. A. Pellegrino, and W. R. Sigrist, "Pipe crawling inspection robots: an overview," *IEEE transactions on energy conversion*, vol. 8, no. 3, pp. 576-583, 1993.
- [107] S. Roh, and H. R. Choi, "Differential-drive in-pipe robot for moving inside urban gas pipelines," *IEEE transactions on Robotics*, vol. 21, no. 1, pp. 1-17, 2005.
- [108] J. Park, D. Hyun, W. H. Cho, et al., "Normal-force control for an in-pipe robot according to the inclination of pipelines," *IEEE transactions on Industrial Electronics*, vol. 58, no. 12, pp. 5304-5310, 2011.
- [109] R. M. Murray, G. Walsh, and S. S. Sastry, "Stabilization and tracking for nonholonomic control systems using time-varying state feedback," *IFAC Nonlinear control systems design*, pp. 109-114, 2014.

- [110] J. Huang, C. Wen, et al., "Adaptive stabilization and tracking control of a nonholonomic mobile robot with input saturation and disturbance," *Systems & Control Letters*, vol. 62, no. 3, pp. 234-241, 2013.
- [111] Hua Chen, Jinbo Zhang, Bingyan Chen and Baojun Li, "Global practical stabilization for nonholonomic mobile robots with uncalibrated visual parameters by using a switching controller," *IMA Journal of Mathematical Control and Information*, vol. 30, pp. 543-557, 2013.
- [112] H. Chen, C. Wang, D. Zhang, et al., "Finite-time robust stabilization of dynamic feedback nonholonomic mobile robots based on visual servoing with input saturation," *10th World Congress on Intelligent Control and Automation (WCICA)*, pp. 3686-3691, 2012.
- [113] R. W. Brockett, "Asymptotic stability and feedback stabilization", in: R. W. Brockett, R. S. Millman, H. J. Sussmann (Eds.), *Differential Geometric Control Theory*, Birkhauser, Boston, 1983, pp.181-208.
- [114] O. J. Sordalen and O. Egeland, "Exponential stabilization of nonholonomic chained systems," *IEEE Trans. Automat. Control.*, vol.40, no.1, pp.35-49, 1995.
- [115] C.Prieur and A. Astolfi, "Robust stabilization of chained systems via hybrid control," *IEEE Trans. Automat. Control.*, vol.48, no.10, pp.1768-1772, 2003.
- [116] I. I. Hussein and A. M. Bloch, "Optimal Control of Underactuated Nonholonomic Mechanical Systems," *IEEE Trans. Automat. Control.*, vol.53, no.3, pp.668-682, 2008.
- [117] Z. Qu, J. Wang, C. E. Plaisted and R. A. Hull, "Global-Stabilizing Near-Optimal Control Design for Nonholonomic Chained Systems," *IEEE Trans. Automat. Control.*, vol.51, no.9, pp.1440-1456, 2006.
- [118] M. Suruz Miah and Wail Gueaieb, "Optimal time-varying P-controller for a class of uncertain nonlinear systems ," *International Journal of Control, Automation and Systems*, vol.12, no.4, pp.722-732, 2014.
- [119] J. J. E. Slotine, and W. Li, "Applied nonlinear control," *Englewood Cliffs, NJ: Prentice-hall*, 1991.