

Fundamentals of Cluster-Centric Content Placement in Cache-Enabled Device-to-Device Networks

Mehrnaz Afshang, *Student Member, IEEE*, Harpreet S. Dhillon, *Member, IEEE*, and Peter Han Joo Chong, *Member, IEEE*

Abstract—This paper develops a comprehensive analytical framework with foundations in stochastic geometry to characterize the performance of *cluster-centric* content placement in a cache-enabled device-to-device (D2D) network. Different from *device-centric* content placement, cluster-centric placement focuses on placing content in each cluster such that the collective performance of *all* the devices in each cluster is optimized. Modeling the locations of the devices by a Poisson cluster process, we define and analyze the performance for three general cases: (i) k -Tx case: receiver of interest is chosen uniformly at random in a cluster and its content of interest is available at the k^{th} closest device to the cluster center, (ii) ℓ -Rx case: receiver of interest is the ℓ^{th} closest device to the cluster center and its content of interest is available at a device chosen uniformly at random from the same cluster, and (iii) baseline case: the receiver of interest is chosen uniformly at random in a cluster and its content of interest is available at a device chosen independently and uniformly at random from the same cluster. Easy-to-use expressions for the key performance metrics, such as coverage probability and area spectral efficiency (ASE) of the whole network, are derived for all three cases. Our analysis concretely demonstrates significant improvement in the network performance when the device on which content is cached or device requesting content from cache is biased to lie closer to the cluster center compared to baseline case. Based on this insight, we develop and analyze a new generative model for cluster-centric D2D networks that allows to study the effect of intra-cluster interfering devices that are more likely to lie closer to the cluster center.

Index Terms—D2D caching, cluster-centric content placement, clustered D2D network, Thomas cluster process, stochastic geometry.

I. INTRODUCTION

DRIVEN by the increasing mobile data traffic, cellular networks are undergoing unprecedented paradigm shift in the way data is delivered to the mobile users [2]. A key component of this shift is device-to-device (D2D) communication in which proximate devices can deliver content on demand to their nearby users, thus offloading traffic from often congested cellular networks [3]–[6]. This is facilitated by the spatiotemporal correlation in the content demanded i.e., repeated requests for the same content from different users across various time instants [7]–[9]. Storing the popular files at the “network edge”, such as in small cells, switching centers

or handheld devices, termed *caching*, offers an excellent way to exploit this correlation in the content requested by the users [10]–[15]. Cache-enabled D2D networks are attractive due to the possible linear increase of capacity with the number of devices that can locally cache data [4], [16]–[21].

The performance of cache-enabled D2D networks fundamentally depends upon i) the locations of the devices, and ii) how is cache placed on these devices. For instance, consider the *device-centric* placement where the content is placed on a device close to the particular device that needs it. While this is certainly beneficial for the device with respect to which the content is placed, high performance degradation can happen if another device in the network wants to access the same content from the device on which it was cached. As a result, we focus on the *cluster-centric* placement, where the goal is to improve the collective performance of all the devices in the network measured in terms of the coverage probability and area spectral efficiency (ASE). This requires several new results for the coverage probability and ASE, where the receiving devices of interest and/or the devices that contain content of interest for these receivers are parametrized in terms of the cluster-center. These results are the main focus of this paper.

A. Related Work and Motivation

Existing works on the modeling and analysis of D2D networks has taken two main directions. The first line of work focuses on characterizing the asymptotic scaling laws for cache-enabled D2D networks using the well-known *protocol model*; see [17]–[19], [21] for a small subset. These works rely on a grid-based clustering model where the space is tessellated into square cells with devices in each cell forming distinct clusters. While these works provide several key insights, the key limitation is the use of the protocol model, which assumes that the communication between two nodes is possible only if the intended receiver is: i) within collaboration distance of the intended transmitter, and ii) outside the interference range of all other simultaneously active transmitters [22]. The second line of work considers the so-called *physical model*, where the successful communication between two nodes is based on the received signal-to-interference-and-noise ratio, unlike the *protocol model* where it is simply based on the distance [22]. Tools from stochastic geometry have been used for the tractable characterization of the key physical layer metrics, such as the rate and coverage [23]–[25]. These tools have resulted in significant advancement in the tractable modeling and analysis of downlink and uplink cellular networks [26]–

M. Afshang is with Wireless@VT, Department of ECE, Virginia Tech, Blacksburg, VA, USA and is with School of EEE, Nanyang Technological University, Singapore. Email: mehnaz@vt.edu. H. S. Dhillon is with Wireless@VT, Department of ECE, Virginia Tech, Blacksburg, VA, USA. Email: hddhillon@vt.edu. P. H. J. Chong is with School of EEE, Nanyang Technological University, Singapore. Email: Ehjchong@ntu.edu.sg.

This work was presented in part at the IEEE Globecom workshops, San Diego, CA, 2015 [1]. Last updated: February 10, 2016.

[29]. Motivated by this encouraging progress, there has recently been a surge of interest in applying these tools to the analysis of D2D networks. These works are discussed next.

Depending upon the spectrum allocated for D2D transmissions, the D2D networks can be classified into two categories: *in-band* and *out-of-band*. In the in-band D2D networks, D2D and cellular networks coexist in the same spectrum. Using tools from stochastic geometry, several coexistence aspects, such as mode selection between cellular and D2D [30]–[32], coexistence of D2D and unmanned aerial vehicle [33], distributed caching in D2D networks [34], and D2D interference management to protect cellular transmissions [35]–[39], have been addressed. On the other hand, in the out-of-band D2D, as the name implies, orthogonal spectrum is allocated for D2D and cellular transmissions. For this setup, various aspects and applications of D2D networks, such as multicast D2D transmissions [40], D2D communication with network coding [41], and traffic offloading from cellular networks to D2D networks [42], have been studied.

To lend tractability, the common approach in all the above mentioned stochastic geometry-based works for D2D networks is to model the locations of D2D transmitters (D2D-Txs) as a Poisson Point Process (PPP), and the locations of D2D receivers (D2D-Rxs) via two approaches: i) D2D-Rxs lie at a fixed distance from their intended D2D-Txs [30], [33], [35]–[39], and ii) D2D-Rxs are uniformly distributed in a circular region around their intended D2D-Txs [31], [41], [42]. While these models provide several useful design insights, they suffer from a key shortcoming of not being able to capture the notion of *device clustering*, which is quite fundamental to the D2D network architecture [17]–[19], [43]–[45]. This shortcoming was addressed in our very recent work [46], [47], where we modeled the device locations by a Poisson cluster process to analyze the performance of *device-centric* content placement policies. In contrast, the current work takes a cluster-centric approach where the focus is on placing content so as to optimize the performance of the whole cluster rather than the individual devices. The analysis involves the characterization of several new distance distributions in Poisson cluster processes. More details along with other main contributions are explained in detail below.

B. Contributions and Outcomes

Tractable model for cache-enabled D2D networks: We develop a realistic analytic framework to study the performance of cluster-centric content placement policies in a cache-enabled D2D network. Modeling the locations of the devices by a Poisson cluster process (in particular a slight variation of a Thomas cluster process) and using tools from stochastic geometry and stochastic orders, we first prove that the collective performance of all the devices in a given cluster in terms of coverage probability is improved when the content of interest for each device is placed at the device closest to the cluster center. This policy, however, may not always be feasible due to the limited storage capacity and/or the energy of the closest device. Besides, placing all the content on a single device limits frequency reuse within a cluster to one, which may

Table I: Summary of notation

Notation	Description
$\Phi_c; \lambda_c$	An independent PPP modeling the locations of D2D cluster center, density of D2D cluster center
x	The location of cluster center
a, b	The relative location of cluster member from cluster center
R, r	The serving distance, where a realization of R is denoted by r
\mathcal{N}^x	Set of devices inside the cluster
$\mathcal{N}_t^x, \mathcal{N}_r^x$	Set of possible transmitting and receiving devices
N, N_t, N_r	Number of total, possible transmitting and receiving devices
$\mathcal{A}^x; \bar{m}_a, \mathcal{B}^x; \bar{m}_b$	Set of simultaneously active devices inside the cluster with mean \bar{m}_a and \bar{m}_b
σ_a^2, σ_b^2	Scattering variance of cluster member location around cluster center
P_d	Transmit power of devices engage in D2D communications
α	Path loss exponent corresponding to the D2D link; $\alpha > 2$
h_{a_x}, h_{b_x}	Exponential fading coefficients with mean unity
β	SIR threshold for successful demodulation and decoding
P_c	Coverage probability
ASE	Area spectral efficiency

not be optimal in terms of the network throughput. As a result, we explore more general scenarios in which the content is distributed across devices in the cluster. The analysis of such scenarios require new methodology where the receiving devices of interest and/or the devices that contain their content of interest are parameterized in terms of their location relative to the cluster center. This forms the main technical contribution of the paper. More details are provided next.

ASE and coverage probability analysis: We derive easy to use expressions for coverage probability and ASE for the following three general cases: (i) k -Tx case: receiver of interest is chosen uniformly at random in a cluster and its content of interest is available at the k^{th} closest device to the cluster center, (ii) ℓ -Rx case: receiver of interest is the ℓ^{th} closest device to the cluster center and its content of interest is available at a device chosen uniformly at random from the same cluster, and (iii) baseline case: the receiver of interest is chosen uniformly at random in a cluster and its content of interest is available at a device chosen independently and uniformly at random from the same cluster. A common feature in these cases is the parameterization of the receiver of interest and/or its serving device in terms of its location relative to the cluster center. These results provide key insights into the performance of cluster-centric content placement policies. A key intermediate step in the analysis is the characterization of distances from the D2D-Rx of interest to its serving device, and intra- and inter-cluster interfering devices for these cases.

New generative model for cluster-centric D2D networks: The analysis of k -Tx and ℓ -Rx cases described above shows that the network performance improves significantly when the device(s) on which the content is cached or the device(s) requesting content from cache are biased to lie closer to the cluster center. This means that besides the D2D link of interest, the intra-cluster interfering links may be more likely to have a transmitter or receiver closer to the cluster center. To study the effect of this behavior on the network performance, we propose a generative model in which the device locations follow a *double-variance Thomas cluster process*, where each cluster consists of a denser and a sparser subcluster. Sampling the locations of the transmitters or receivers uniformly at random from the denser subcluster allows us to model the above described *biasing* behavior fairly accurately.

II. SYSTEM MODEL

We consider a clustered D2D network where the content of interest for devices of a given cluster is cached in the same cluster. This is inspired by the fact that the popular content may vary significantly across clusters. For instance, users in a library may be interested in an entirely different set of files than the users in a sports bar. Besides, larger inter-cluster distances make it difficult to establish direct communication across clusters. Note that while our model is, in principle, extendible to include inter-cluster communication, we will limit our discussion to more relevant case where direct communication is only between two devices of the same cluster. More details on how the content is placed in the devices of a given cluster will be provided in Section III.

A. System Setup and Key Assumptions

We model the locations of the devices by a Poisson cluster process in which the *parent points* are drawn from a PPP Φ_c with density λ_c and the *offspring points* are independent and identically distributed (i.i.d.) around each parent point [48]. The parent points and offsprings will be henceforth referred to as *cluster centers* and *cluster members* (or simply *devices*), respectively. The cluster members (or devices) around each cluster center $x \in \Phi_c$ are sampled from an i.i.d. symmetric normal distribution with variance σ_a^2 in \mathbb{R}^2 . Therefore, the density function of the location of a cluster member relative to the location of its cluster center, $a \in \mathbb{R}^2$, is

$$f_A(a) = \frac{1}{2\pi\sigma_a^2} \exp\left(-\frac{\|a\|^2}{2\sigma_a^2}\right). \quad (1)$$

If the number of cluster members in each cluster is Poisson distributed, this setup corresponds to the well-known *Thomas cluster process* [49]. Note that we will put some restrictions on the number of cluster members to facilitate characterization of distance distributions in the sequel. Therefore, our setup can be interpreted as a variant of Thomas cluster process.

Denote the set of devices belonging to the cluster centered at $x \in \Phi_c$ by \mathcal{N}^x . Partition this set into two subsets of (i) possible transmitting devices denoted by \mathcal{N}_t^x , and (ii) possible receiving devices denoted by \mathcal{N}_r^x . Within each cluster, the set of simultaneously active transmitters is denoted by $\mathcal{A}^x \subseteq \mathcal{N}_t^x$ and hence the set of simultaneously active transmitters in the whole network can be expressed as:

$$\Psi = \cup_{x \in \Phi_c} \mathcal{A}^x.$$

To keep the model general, we assume that the number of simultaneously active transmitters $|\mathcal{A}^x|$ is not necessarily the same for each cluster. More specifically, $|\mathcal{A}^x|$ is modeled as a Poisson distributed random variable with mean \bar{m}_a .

Without loss of generality, we focus on a randomly chosen cluster, termed *representative cluster*, with its cluster center denoted by $x_0 \in \Phi_c$. For this cluster, we assume that the total number of devices is $|\mathcal{N}^{x_0}| = N$, and the number of possible transmitting devices is $|\mathcal{N}_t^{x_0}| = N_t$. This assumption is made to facilitate *order statistics* arguments that appear in the characterization of distance distributions in the sequel. Note that for a meaningful analysis, the link corresponding

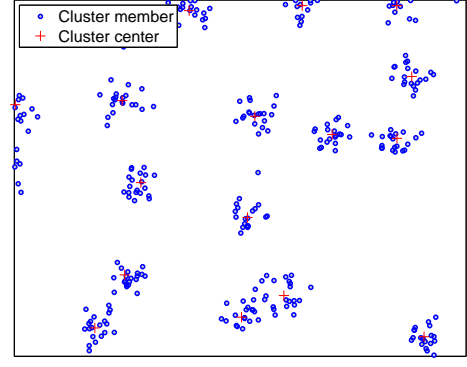


Figure 1: Illustration of D2D cluster network when cluster members (devices) are normally distributed around cluster center with $\sigma_a = 40$.

to the D2D-Rx of interest in the representative cluster needs to be active. Once the location of the D2D-Tx of interest is fixed, the set of other simultaneously active transmitters in the representative cluster is sampled uniformly at random from the remaining $N_t - 1$ positions. Therefore, it is assumed that the number of intra-cluster interfering devices is Poisson distributed with mean $\bar{m}_a - 1$ conditioned on the total being less than $N_t - 1$. As a result, the average number of active devices in the representative cluster is \bar{m}_a , which is consistent with the assumption made above regarding the number of simultaneously active transmitters per cluster.

B. Channel Model

Recall that the cluster center of the representative cluster is assumed to be located at $x_0 \in \Phi_c$, and hence the D2D-Rx of interest belongs to the set $\mathcal{N}_r^{x_0}$. Without loss of generality, the analysis is performed at the D2D-Rx of interest in the representative cluster, which is assumed to be located at the origin. The D2D-Txs are assumed to transmit at the constant power P_d . The content of interest for the D2D-Rx of interest is available at the device located at $a_0 + x_0$, where a_0 indicates the location of this device relative to cluster center x_0 . Hence, the received power at the D2D-Rx of interest is

$$P = P_d h_{a_0} \|x_0 + a_0\|^{-\alpha},$$

where $h_{a_0} \sim \exp(1)$ models Rayleigh fading, and α is the power-law path loss exponent. The total interference experienced by the D2D-Rx of interest can be written as a sum of two independent terms. First, the interference from the set of devices inside the representative cluster, say *intra-cluster interference*, is given by

$$I_{\text{intra}} = \sum_{a \in \mathcal{A}^{x_0} \setminus a_0} P_d h_{a_{x_0}} \|x_0 + a\|^{-\alpha}. \quad (2)$$

Second, the interference from the devices outside the representative cluster, say *inter-cluster interference*, is given by

$$I_{\text{inter}} = \sum_{x \in \Phi_c \setminus x_0} \sum_{a \in \mathcal{A}^x} P_d h_{a_x} \|x + a\|^{-\alpha}. \quad (3)$$

Now, the signal-to-interference ratio (SIR) at the D2D-Rx of interest at a distance $R = \|x_0 + a_0\|$ from the serving device, where a realization of R is denoted by r , is:

$$\text{SIR}(r) = \frac{P_d h_{a_0} r^{-\alpha}}{I_{\text{inter}} + I_{\text{intra}}}. \quad (4)$$

Note that the SIR expression is not a function of the transmit power P_d and therefore without loss of generality, we assume that $P_d = 1$. For this setup, we study network performance in terms of coverage probability and ASE which are formally defined next.

Definition 1 (Coverage probability). *The probability that SIR of an arbitrary link of interest at the receiver exceeds the required threshold for successful demodulation and decoding.*

$$P_c = \mathbb{E}[\mathbf{1}\{\text{SIR}(r) > \beta\}], \quad (5)$$

where β is a pre-determined threshold for successful demodulation and decoding at the receiver.

Definition 2 (Area spectral efficiency). *The average number of bits transmitted per unit time per unit bandwidth per unit area can be defined as:*

$$\text{ASE} = \lambda \log_2(1 + \beta) \mathbb{E}[\mathbf{1}\{\text{SIR}(r) > \beta\}], \quad (6)$$

where λ is the number of simultaneously active transmitter per unit area.

III. COVERAGE PROBABILITY AND ASE

This is the first main technical section of the paper, where we first characterize the coverage-optimal cluster-centric content placement policy. We show that under this policy the content of interest for all the devices must be stored at the device closest to the cluster center. However, this may not be feasible due to storage and/or energy constraints of mobile devices. Besides, such a placement would limit the number of simultaneously active D2D connections over a given frequency band in a given cluster to one. Since aggressive frequency reuse is one of the advantages of D2D, this is clearly not desirable. As a result, we assume that the content is distributed across devices in a cluster. To enable the analysis of cluster-centric content placement policies for this setup, we define several cases of fundamental interest where the D2D-Rx of interest and/or the device which has its content of interest are parameterized in terms of their locations with respect to the cluster center. Easy-to-use expressions for coverage probability and ASE are then derived for these cases.

A. Coverage-Optimal Content Placement

In this subsection, we study the coverage-optimal content placement problem in the proposed clustered D2D model. Note that while it is preferable to place the content required by each device at its immediately neighboring device, such *device-centric* content placement is not realistic. Therefore, we focus on the *cluster-centric* content placement, where the goal is to place the content in such a way that it improves the collective performance of the whole network. This can be

achieved by fixing the *point of reference* for content placement to be the cluster-center instead of a particular receiver. To fix this key idea, we begin with a simple problem where we assume that the content of interest for the whole cluster is placed at a single device in $\mathcal{N}_t^{x_0}$ that is k^{th} closest to the cluster center, where $k = 1$ and $k = N_t$ correspond to the closest and farthest devices from the set $\mathcal{N}_t^{x_0}$ to the cluster center, respectively. Our first goal is to find the value of k that optimizes the performance of the whole cluster. We cast this problem as the coverage maximization problem, where coverage probability of a D2D-Rx of interest is

$$P_c = \mathbb{E}[\mathbf{1}\{\text{SIR}(\|x_0 + s_k\|) > \beta\}], \quad (7)$$

where x_0 is the location of the cluster center, and s_k is the location of the k^{th} closest device to the cluster center, which is also the serving device. The optimal value of k that maximizes this coverage probability is derived in the next Lemma.

Lemma 1. *The optimal value of k that maximizes the coverage probability given by (7) for the whole cluster is*

$$\arg \max_{k \in \{1, 2, \dots, N_t\}} \mathbb{E}[\mathbf{1}\{\text{SIR}(\|x_0 + s_k\|) > \beta\}] = 1. \quad (8)$$

Proof. See Appendix A. ■

An intuitive interpretation of the above result is that all the devices in a given cluster should be served by a device that is *on an average* closest to all of them. As proved formally in the above Lemma, this device is the one that is closest to the cluster center. While this result is potentially useful in determining the coverage-optimal location of a cache-enabled small cell or a dedicated storage device, this simple policy limits the frequency reuse capability of D2D networks by concentrating all the content at a single device. Besides, such a policy may be infeasible due to storage and energy constraints of mobile devices. Therefore, it is important to distribute the content across multiple devices in a cluster.

As noted above, for cluster-centric content placement, the point of reference will be the cluster-center instead of a particular receiver. This means the D2D-Rx of interest and/or the device that has cached its content of interest can be parametrized in terms of their locations with respect to the cluster center. For instance, it is precise to say that a receiver of interest will have its content of interest cached at a device that is k^{th} closest to the cluster center from the set $\mathcal{N}_t^{x_0}$, where $k \in [1, N_t]$. The value of k will depend upon the content placement strategy being adopted, as discussed in the context of optimizing the total hit probability in Section V-B. For performance comparison, we also consider a random placement strategy, where the content requested by the D2D-Rx of interest is available at a device chosen uniformly at random from the set $\mathcal{N}_t^{x_0}$.

To analyze the performance of the above setup, we also need to define how the D2D-Rx of interest is chosen. We consider two choices: (i) D2D-Rx of interest is parameterized with respect to the cluster center as done for the transmitter above (say ℓ^{th} closest to the cluster center from the set $\mathcal{N}_t^{x_0}$), and (ii) the D2D-Rx of interest is chosen uniformly at random from the cluster. While the latter provides insights into the typical

network performance, the former is useful in understanding how the performance of devices located towards the center of the cluster (small values of ℓ) differs from those located at the edge of the cluster (large values of ℓ). For this setup, we focus on the following three cases, each providing useful insights into the performance of D2D networks:

- *k-Tx case*: In this case, the D2D-Rx of interest is chosen uniformly at random from a given cluster and the content of interest for this receiver is available at the k^{th} closest transmitting device to the cluster center (in the set $\mathcal{N}_t^{x_0}$) from the same cluster. By tuning the value of k , we can study the effect of the location of the content/cache (relative to the cluster center) on the performance.
- *ℓ -Rx case*: In this case, the D2D-Rx of interest is the ℓ^{th} closest device to the cluster center in the set $\mathcal{N}_r^{x_0}$ and its content of interest is available at a device chosen uniformly at random in $\mathcal{N}_t^{x_0}$. By tuning the value of ℓ , we can understand how the performance of users located towards the center of the cluster differ from those located towards the cluster edge.
- *Baseline case*: In the baseline case, we assume that the D2D-Rx of interest is chosen uniformly at random from $\mathcal{N}_r^{x_0}$, and the device containing its content of interest is also chosen uniformly at random from $\mathcal{N}_t^{x_0}$. This simple case will act as a baseline for performance comparisons.

Note that we can, in principle, define k -Tx ℓ -Rx case, where the D2D-Rx of interest is the ℓ^{th} closest device to the cluster center from the set $\mathcal{N}_r^{x_0}$ and its content of interest is available at the k^{th} closest device to the cluster center from the set $\mathcal{N}_t^{x_0}$. Due to lack of space and the fact that the essence of this case will be captured approximately in the new *generative model* studied in Section IV, we do not consider this explicitly.

As discussed in detail in Section II, the effect of frequency reuse is studied by assuming that multiple D2D links in a given cluster can be activated simultaneously. In particular, once the location of the serving device is decided, the locations of intra-cluster interfering transmitters are sampled uniformly at random from the remaining points of $\mathcal{N}_t^{x_0}$. Note that the location of these interfering devices can be sampled in more sophisticated ways (e.g., biased to lie closer to the cluster center). This will be discussed in Section IV. We now derive the coverage probabilities for the three cases described above in the next subsection.

B. Coverage Probability Analysis

Before going into the detailed analysis of coverage probability, we characterize the distributions of the distances from intra- and inter-cluster devices to the D2D-Rx of interest under various policies. Using these distance distributions, we derive the Laplace transform of distribution of intra- and inter-cluster interference distributions. As will be evident from our analysis, characterizing Laplace transform of interference distribution is key intermediate result for the coverage probability analysis. The distances between the D2D receiver of interest and the various inter/intra cluster interfering devices are in general correlated. Focusing first on the intra-cluster devices, denote the distances from the D2D-Rx of interest to the intra-cluster

devices by $\{w\}$, where $w = \|x_0 + a\|$. Clearly these distances are correlated because of the common distance between the cluster center to the D2D-Rx of interest, $\nu_0 = \|x_0\|$. As discussed in detail in [46] for *device-centric* content placement, this correlation can be handled by conditioning on the common distance $\nu_0 = \|x_0\|$, after which the distances $\{w\}$ become *conditionally* i.i.d., which lends tractability to the analysis of the Laplace transform of interference distribution, thus resulting in tractable expressions for coverage probability and ASE. For the current cluster model, the conditional distance distribution $f_W(w|\nu_0)$ is characterized by Rician distribution [46]:

$$f_W(w|\nu_0) = \frac{w}{\sigma_a^2} \exp\left(-\frac{w^2 + \nu_0^2}{2\sigma_a^2}\right) I_0\left(\frac{w\nu_0}{\sigma_a^2}\right), \quad w > 0. \quad (9)$$

where $I_0(\cdot)$ is the modified Bessel function of the first kind with order zero. Since probability density function (PDF) of the Rician distribution will be frequently used in the sequel, we define its functional form below to simplify the notation.

Definition 3. (*Rician distribution*). The PDF of the Rician distribution $f_Y(y|z)$ is

$$\text{Ricepdf}(y, z; \sigma^2) = \frac{y}{\sigma^2} \exp\left(-\frac{y^2 + z^2}{2\sigma^2}\right) I_0\left(\frac{yz}{\sigma^2}\right), \quad y > 0, \quad (10)$$

where σ is the scale parameter of the distribution.

Note that while the intra-cluster distances to the D2D-Rx of interest become conditionally i.i.d. by conditioning on $\nu_0 = \|x_0\|$, there is still a possibility of dependence between the distances to the serving and interfering devices when the serving device is not chosen uniformly at random from the cluster. The easiest way to understand this dependence is by recalling that while the sequence of distances to intra-cluster devices, $w = \|x_0 + a\|$, is conditionally i.i.d., the “ordered” choice of the serving device impacts the distribution of the remaining elements in the sequence (distances to the interfering devices). This is clearly true in the k -Tx case, where the serving device is chosen to be the k^{th} closest device to the cluster center. However, it turns out that this dependence can be handled by first conditioning on the distance from the serving device to the D2D-Rx of interest, denoted by $t_k = \|s_k\|$, and then partitioning the intra-cluster interfering devices into two subests: (i) devices that are closer than the serving device to the cluster center, denoted by $a \in \mathcal{A}_{in}^{x_0}$, where the distance to the cluster center is denoted by $t_{in} = \|a\|$, and (ii) devices that are farther than the serving device to the cluster center, denoted by $a \in \mathcal{A}_{out}^{x_0}$, where the distance to the cluster center is denoted by $t_{out} = \|a\|$. Please refer to Fig. 2 for the pictorial representation. In the following Lemma, we prove that the distances from devices in $a \in \mathcal{A}_{in}^{x_0}$ and $a \in \mathcal{A}_{out}^{x_0}$ are respectively i.i.d., which lends tractability to the interference analysis. This result along with the conditional distribution of the distances is given next.

Lemma 2 (Distance of intra-cluster interfering device to the D2D-Rx of interest in the k -Tx case). The distances from the intra-cluster interfering devices to the D2D-Rx of interest in the k -Tx case, i.e., $\{w = \|x_0 + a\|\}$ are conditionally i.i.d.,

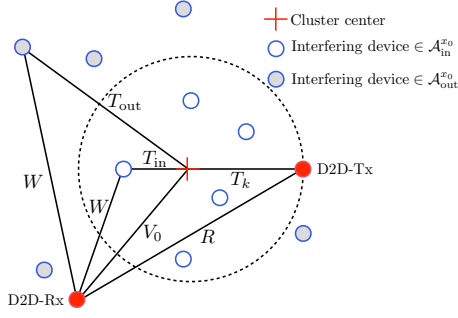


Figure 2: Illustration of intra-cluster devices for the k -Tx case.

conditioned on $\nu_0 = \|x_0\|$, and $t = \|a\|$ (where t can be either t_{in} or t_{out}), with PDF

$$f_W(w|\nu_0, t) = \frac{1}{\pi} \frac{w/\nu_0 t}{\sqrt{1 - \left(\frac{\nu_0^2 + t^2 - w^2}{2\nu_0 t}\right)^2}}, |\nu_0 - t| < w < \nu_0 + t, \quad (11)$$

where, if $t = t_{\text{in}}$,

$$f_{T_{\text{in}}}(t_{\text{in}}|t_k) = \begin{cases} \frac{\frac{t_{\text{in}}}{\sigma_a^2} \exp\left(-\frac{t_{\text{in}}^2}{2\sigma_a^2}\right)}{1 - \exp\left(-\frac{t_k^2}{2\sigma_a^2}\right)}, & t_{\text{in}} < t_k \\ 0, & t_{\text{in}} \geq t_k \end{cases}, \quad (12)$$

if $t = t_{\text{out}}$, then,

$$f_{T_{\text{out}}}(t_{\text{out}}|t_k) = \begin{cases} \frac{\frac{t_{\text{out}}}{\sigma_a^2} \exp\left(-\frac{t_{\text{out}}^2}{2\sigma_a^2}\right)}{\exp\left(-\frac{t_k^2}{2\sigma_a^2}\right)}, & t_{\text{out}} > t_k \\ 0, & t_{\text{out}} \leq t_k \end{cases} \quad (13)$$

Proof. See Appendix B. ■

Using this distance distribution, the exact expression of the conditional Laplace transform of intra-cluster interference distribution in the k -Tx case is given next. Please note that the corresponding result appearing in the shorter version of this paper [1] is an approximation.

Lemma 3. In the k -Tx case, the conditional Laplace transform of distribution of intra-cluster interference (2), conditioned on ν_0 , where content of interest is placed at distance $t_k = \|s_k\|$ from cluster center is $\mathcal{L}_{I_{\text{intra}}}(s, t_k|\nu_0) =$

$$\sum_{n=0}^{N_t-1} \sum_{l=0}^{g_m} \frac{\binom{n}{l} p^l (1-p)^{n-l}}{I(1-p; n-g_m, 1+g_m)} M_{\text{in}}(s, t_k|\nu_0)^l \times M_{\text{out}}(s, t_k|\nu_0)^{n-l} \frac{(\bar{m}_a - 1)^n e^{-(\bar{m}_a - 1)}}{n! \xi} \quad (14)$$

with,

$$M_{\text{in}}(s, t_k|\nu_0) = \int_0^{t_k} \int_{w_{\text{in}}^L}^{w_{\text{in}}^U} \frac{f_W(w|\nu_0, t_{\text{in}})}{1 + sw^{-\alpha}} f_{T_{\text{in}}}(t_{\text{in}}|t_k) dw dt_{\text{in}},$$

$$M_{\text{out}}(s, t_k|\nu_0) = \int_{t_k}^{\infty} \int_{w_{\text{out}}^L}^{w_{\text{out}}^U} \frac{f_W(w|\nu_0, t_{\text{out}})}{1 + sw^{-\alpha}} f_{T_{\text{out}}}(t_{\text{out}}|t_k) dw dt_{\text{out}},$$

where $w_{\text{in}}^L = |\nu - t_{\text{in}}|$, $w_{\text{in}}^U = \nu_0 + t_{\text{in}}$, $w_{\text{out}}^L = |\nu_0 - t_{\text{out}}|$, $w_{\text{out}}^U = \nu_0 + t_{\text{out}}$, $p = \frac{k-1}{N_t-1}$, $g_m = \min(n, k-1)$,

$\xi = \sum_{j=0}^{N_t-1} \frac{(\bar{m}_a - 1)^j e^{-(\bar{m}_a - 1)}}{j!}$, $I(1-p; n-g_m, 1+g_m)$ is regularized incomplete beta function, and density functions of $f_W(w|\nu_0, t)$, $f_{T_{\text{in}}}(t_{\text{in}}|t_k)$, and $f_{T_{\text{out}}}(t_{\text{out}}|t_k)$ are given by Lemma 2.

Proof. See Appendix C. ■

For the other two cases (ℓ -Rx and baseline), the selection of serving device is done uniformly at random, which does not induce any dependence in the distances from the serving and interfering devices, leading to a simpler expression for the Laplace transform of intra-cluster interference distribution for these cases. Note that conditioning on $\nu_0 = \|x_0\|$ is still necessary to handle the correlation induced by the common term x_0 in the intra-cluster distances, as discussed earlier in this section.

Lemma 4. For the ℓ -Rx and baseline cases, the conditional Laplace transform of the intra-cluster interference distribution, conditioned on the distance from the D2D-Rx of interest to the cluster center, $\nu_0 = \|x_0\|$, is

$$\mathcal{L}_{I_{\text{intra}}}(s|\nu_0) = \sum_{n=0}^{N_t-1} \left(M(w|\nu_0) \right)^n \frac{(\bar{m}_a - 1)^n e^{-(\bar{m}_a - 1)}}{n! \xi} \quad (15)$$

with $M(w|\nu_0) = \int_0^{\infty} \frac{1}{1+sw^{-\alpha}} f_W(w|\nu_0) dw$. Assuming $\bar{m}_a \ll N_t$, we have

$$\mathcal{L}_{I_{\text{intra}}}(s|\nu_0) \simeq \frac{1}{\xi} \exp\left(-(\bar{m}_a - 1)(1 - M(w|\nu_0))\right), \quad (16)$$

where $\xi = \sum_{j=0}^{N_t-1} \frac{(\bar{m}_a - 1)^j e^{-(\bar{m}_a - 1)}}{j!}$, and $f_W(w|\nu_0) = \text{Ricepdf}(w, \nu_0; \sigma_a^2)$.

Proof. See Appendix D. ■

Remark 1. As discussed in the sequel, the optimal number of simultaneously active links is much smaller than the total number of potential transmitters. Hence, the assumption $\bar{m}_a \ll N_t$ taken to derive the simpler expression (16) in Lemma 4 is fairly reasonable. As a result, (16) will in general be quite accurate.

Remark 2. While Lemma 4 is exact for ℓ -Rx and baseline cases, it also provides a tractable approximation for the k -Tx case, whose exact expression for the Laplace transform of intra-cluster interference distribution given by Lemma 3 is much more complicated due to the presence of two summations. Lemma 4 is an approximation for the k -Tx case because it ignores the effect of “ordered” selection of serving device on the distance distributions of the intra-cluster interference devices. However, this approximation for the k -Tx case will be numerically shown to be quite tight in Section V.

The Laplace transform of intra-cluster interference distribution given by Lemma 4 can be simplified further under the following assumption without losing much accuracy.

Assumption 1 (Un-correlated intra-cluster distances assumption for k -Tx and baseline cases). Since the devices are normally distributed around the cluster centers, the distances from the intra-cluster devices to the D2D-Rx of interest are

Rayleigh distributed with the following PDF when the D2D-Rx of interest is chosen uniformly at random [46]

$$f_W(w) = \frac{w}{2\sigma_a^2} \exp\left(-\frac{w^2}{4\sigma_a^2}\right), \quad w > 0. \quad (17)$$

However, as discussed earlier in this section, the distances are correlated due to the presence of the common distance $\nu_o = \|x_0\|$, due to which we conditioned on this distance in (9). However, if we ignore this correlation, we can simplify the analysis by assuming that the distances are i.i.d. Rayleigh distributed with the PDF given by (17). This approximation is however not applicable for the ℓ -Rx case where the D2D-Rx of interest is not chosen uniformly at random.

Under this assumption the approximation for Laplace transform of intra-cluster interference distribution is given next. It is applicable for the k -Tx and baseline cases.

Corollary 1. *Under Assumption 1, the Laplace transform of intra-cluster interference distribution in k -Tx and baseline cases is*

$$\tilde{\mathcal{L}}_{I_{\text{intra}}}(s) = \frac{1}{\xi} \exp\left(-(\bar{m}_a - 1) \int_0^\infty \frac{sw^{-\alpha}}{1 + sw^{-\alpha}} f_W(w) dw\right), \quad (18)$$

where $\xi = \sum_{j=0}^{N_t} \frac{(\bar{m}_a - 1)^j e^{-(\bar{m}_a - 1)}}{j!}$ and $f_W(w)$ given by (17).

We will use this simpler expression to provide easy to compute expression for coverage probability later in this section. We now derive the Laplace transform of inter-cluster interference distribution. Recall that the inter-cluster interferers are sampled uniformly at random in all three cases, which means the following result is exact for all three cases.

Lemma 5. *For all three cases, the Laplace transform of distribution of inter-cluster interference at D2D-Rx of interest in (3) is*

$$\mathcal{L}_{I_{\text{inter}}}(s) = \exp\left(-2\pi\lambda_c \int_0^\infty \left(1 - \exp\left(-\bar{m}_a \int_0^\infty \frac{su^{-\alpha}}{1 + su^{-\alpha}} f_U(u|\nu) du\right)\right) \nu d\nu\right), \quad (19)$$

where $f_U(u|\nu) = \text{Ricepdf}(u, \nu; \sigma_a^2)$.

Proof. The Laplace transform of the inter-cluster interference distribution is special case of the Lemma 8. Since the proof follows on the same lines as that of Lemma 8, its skipped. ■

1) *Coverage probability analysis of k -Tx case:* Recall that the D2D-Rx of interest in this case is chosen uniformly at random and the D2D-Tx of interest is the k^{th} closest transmitting device to the cluster center (in the set $\mathcal{N}_t^{x_0}$). We first derive the serving distance distribution for this case.

Lemma 6. *The PDF of the serving distance, i.e., $r = \|x_0 + s_k\|$, conditioned on the distances $\nu_0 = \|x_0\|$ and $t_k = \|s_k\|$ for the k -Tx case is*

$$f_R(r|\nu_0, t_k) = \frac{1}{\pi} \frac{r/\nu_0, t_k}{\sqrt{1 - \left(\frac{\nu_0^2 + t_k^2 - r^2}{2\nu_0 t_k}\right)^2}}, \quad |\nu_0 - t_k| < r < \nu_0 + t_k, \quad (20)$$

with

$$f_{V_0}(\nu_0) = \frac{\nu_0}{\sigma^2} \exp\left(-\frac{\nu_0^2}{2\sigma_a^2}\right), \quad \nu_0 > 0 \quad (21)$$

$$f_{T_k}(t_k) = \frac{N_t!}{(k-1)!(N_t - k)!} F(t_k)^{k-1} (1 - F(t_k))^{N_t - k} f(t_k) \quad (22)$$

where $f(t_k) = \frac{t_k}{\sigma^2} \exp(-\frac{t_k^2}{2\sigma_a^2})$, and $F(t_k) = 1 - \exp(-\frac{t_k^2}{2\sigma_a^2})$.

Proof. The PDF of serving distance $r = \|x_0 + s_k\|$ conditioned on the ν_0 and t_k , i.e., $f_R(r|\nu_0, t_k)$ can be derived exactly on the same lines as $f_W(w|\nu_0, t)$ given by (11). Hence, the proof is skipped. Here, $f_{V_0}(\nu_0)$ is Rayleigh distributed owing to the fact that the D2D-Rx of interest is a randomly chosen device where devices are normally scattered around the cluster center. Finally, for f_{T_k} note that the distances of intra-cluster devices to the cluster center are i.i.d. Rayleigh distributed with T_k being the k^{th} smallest sample out of N_t elements, whose distribution follows by order statistics (see [50, eq (3)]). ■

Using this result, we now derive the coverage probability for the k -Tx case in the following theorem.

Theorem 1 (Coverage probability: k -Tx case). *Using Laplace transform of distribution of interference in (14), and (19), the coverage probability of the D2D-Rx of interest is*

$$\mathbf{P}_{c_k}^{\text{Tx}} = \int_0^\infty \int_0^\infty \int_{r^L}^{r^U} \mathcal{L}_{I_{\text{inter}}}(\beta r^\alpha) \mathcal{L}_{I_{\text{intra}}}(\beta r^\alpha, t_k|\nu_0) f_R(r|\nu_0, t_k) \times f_{V_0}(\nu_0) f_{T_k}(t_k) dr d\nu_0 dt_k, \quad (23)$$

with $r^L = |v - t_k|$, and $r^U = v + t_k$, where $f_R(r|\nu_0, t_k)$, $f_{V_0}(\nu_0)$, and $f_{T_k}(t_k)$ are given by (20), (21), and (22) respectively.

Proof. From the definition of coverage probability, we have

$$\mathbf{P}_{c_k}^{\text{Tx}} = \mathbb{E}_{T_k} \mathbb{E}_{V_0} \mathbb{E}_R \left[\mathbb{P} \left\{ h_{0x_0} > \beta r^\alpha (I_{\text{inter}} + I_{\text{intra}}) \mid R, V_0, T_k \right\} \right] \stackrel{(a)}{=} \mathbb{E}_{T_k} \mathbb{E}_{V_0} \mathbb{E}_R \left[\mathbb{E} \left[\exp(-\beta r^\alpha (I_{\text{inter}} + I_{\text{intra}})) \mid R, V_0, T_k \right] \right]$$

where (a) follows from $h_{0x_0} \sim \exp(1)$. The result follows from the fact that intra- and inter-cluster interference powers are independent, followed by the expectation over R given ν_0 and t_k , followed by expectation over V_0 and T_k . The PDFs of V_0 and T_k are given by (21) and (22), respectively. ■

As discussed in Remark 2, the exact expression for the Laplace transform of the intra-cluster interference distribution given by (14) in Lemma 3 is quite complicated due to the presence of two summations. To improve tractability, the simpler expression of Lemma 4 can be used. This leads to an approximation since the dependence of the distances from the intra-cluster interfering devices on the selection of the serving

device is not captured. The approximate result is given next. The proof follows on the same line as that of Theorem 1.

Corollary 2. *Using Laplace transform of intra-cluster interference distribution given by Lemma 4, the coverage probability of k -Tx case can be approximated as*

$$P_{c_k}^{\text{Tx}} \simeq \int_0^\infty \int_0^\infty \int_0^\infty \mathcal{L}_{I_{\text{inter}}}(\beta r^\alpha) \mathcal{L}_{I_{\text{intra}}}(\beta r^\alpha | \nu_0) f_R(r | \nu_0, t_k) \times f_{V_0}(\nu_0) f_{T_k}(t_k) dr d\nu_0 dt_k, \quad (24)$$

where $\mathcal{L}_{I_{\text{inter}}}(\cdot)$ is given by (19), and $f_R(r | \nu_0, t_k)$, $f_{V_0}(\nu_0)$, $f_{T_k}(t_k)$ are given by (20), (21), and (22) respectively.

Although the above coverage probability expression for k -Tx case seems to be involved, it can be easily evaluated by Quasi-Monte Carlo numerical integration methods (because the integrations are essentially expectations) [51]. Using the approximation of the Laplace transform of the intra-cluster interference distribution given by Corollary 1, we can further simplify coverage probability expression in the next corollary.

Corollary 3. *By ignoring intra-cluster distance correlations under Assumption 1, the coverage probability of the k -Tx case can be approximated as*

$$P_{c_k}^{\text{Tx}} \simeq \int_0^\infty \int_0^\infty \mathcal{L}_{I_{\text{inter}}}(\beta r^\alpha) \tilde{\mathcal{L}}_{I_{\text{intra}}}(\beta r^\alpha) f_R(r | t_k) f_{T_k}(t_k) dr dt_k \quad (25)$$

where $f_R(r | t_k) = \text{Ricepdf}(r, t_k; \sigma_a^2)$, and $f_{T_k}(t_k)$ is given by (22).

Proof. See Appendix E. ■

The tightness of the approximation will be validated in the numerical results section (Section V).

2) *Coverage probability analysis of ℓ -Rx case:* We now derive the coverage probability for the ℓ -Rx case, where the D2D-Rx of interest is the ℓ^{th} closest device to the cluster center from the set $\mathcal{N}_r^{x_0}$ and its serving device is chosen uniformly at random from the set $\mathcal{N}_t^{x_0}$.

Theorem 2 (Coverage probability: ℓ -Rx case). *The coverage probability in ℓ -Rx case is*

$$P_{c_\ell}^{\text{Rx}} = \int_0^\infty \int_0^\infty \mathcal{L}_{I_{\text{inter}}}(\beta r^\alpha) \mathcal{L}_{I_{\text{intra}}}(\beta r^\alpha | t_\ell) f_R(r | t_\ell) f_{T_\ell}(t_\ell) dr dt_\ell, \quad (26)$$

with $f_{T_\ell}(t_\ell) = \frac{N_\ell!}{(\ell-1)!(N_\ell-\ell)!} F(t_\ell)^{\ell-1} (1 - F(t_\ell))^{N_\ell-\ell} f(t_\ell)$, where $f(t_\ell) = \frac{t_\ell}{\sigma_a^2} \exp(-\frac{t_\ell^2}{2\sigma_a^2})$, $F(t_\ell) = 1 - \exp(-\frac{t_\ell^2}{2\sigma_a^2})$, and $f_R(r | t_\ell) = \text{Ricepdf}(r, t_\ell; \sigma_a^2)$.

Proof. The proof follows on the same lines as the proof of Theorem 1. By definition, the coverage probability is

$$P_{c_\ell}^{\text{Rx}} = \mathbb{E}_{T_\ell} \mathbb{E}_R \left[\mathbb{E} \left[\exp(-\beta r^\alpha (I_{\text{inter}} + I_{\text{intra}})) \mid R, T_\ell \right] \right], \quad (27)$$

where the PDF of serving distance $r = \|s_\ell + a\|$ conditioned on $t_\ell = \|s_\ell\|$ can be derived on the same lines as the PDF of the serving distance in Corollary 3. This is because in this case, file of interest is available inside the cluster uniformly at random and D2D-Rx of interest is ℓ^{th} closest receiving device to the cluster center. Thus, the D2D-Tx of interest is located

at $x_0 + a$ where $x_0 = s_\ell$, and a is sampled from zero-mean complex Gaussian random variable. ■

3) *Coverage probability analysis of the baseline case:* In the baseline case, we assume that both the D2D-Rx of interest and D2D-Tx of interest are sampled uniformly at random. The coverage probability for this case is given next. For the complete proof, please refer to [46], where the same case was used as the baseline case for device-centric content placement strategies. Here we just provide a proof sketch.

Theorem 3 (Coverage probability: baseline case). *The coverage probability in the baseline case is*

$$P_c^{\text{B}} = \int_0^\infty \int_0^\infty \mathcal{L}_{I_{\text{inter}}}(\beta r^\alpha) \mathcal{L}_{I_{\text{intra}}}(\beta r^\alpha | \nu_0) f_R(r | \nu_0) f_{V_0}(\nu_0) dr d\nu_0, \quad (28)$$

where $f_R(r | \nu_0) = \text{Ricepdf}(r, \nu_0; \sigma_a^2)$, and $f_{V_0}(\nu_0) = \frac{\nu_0}{\sigma_a^2} \exp\left(-\frac{\nu_0^2}{2\sigma_a^2}\right)$.

Proof. The proof follows on the same lines as Theorem 1. By definition, the coverage probability is

$$P_c^{\text{B}} = \mathbb{E}_{V_0} \mathbb{E}_R \left[\mathbb{E} \left[\exp(-\beta r^\alpha (I_{\text{inter}} + I_{\text{intra}})) \mid R, V_0 \right] \right], \quad (29)$$

where the PDF of serving distance $r = \|x_0 + a_0\|$ conditioned on $\nu_0 = \|x_0\|$ is Rician distributed [46]. Further, the D2D-Rx of interest is chosen uniformly at random, which is sampled from a Gaussian distribution in \mathbb{R}^2 , and hence $\nu_0 = \|x_0\|$ simply follows Rayleigh distribution. ■

C. Area Spectral Efficiency Analysis

After studying the coverage probability for all three policies in the previous subsection, we now focus on the area spectral efficiency (ASE), which is defined in Definition 2. This definition is specialized to our setup in the following proposition.

Proposition 1. *The ASE for the three cases is given by:*

$$\text{ASE} = \bar{m}_a \lambda_c \log_2(1 + \beta) P_c, \quad (30)$$

where P_c is given by (23), (26), and (28) for k -Tx, ℓ -Rx, and baseline cases respectively. Here, $\bar{m}_a \lambda_c$ denotes the average number of simultaneously active transmitting devices.

Remark 3 (Trade-off between channel orthogonalization and more aggressive spectrum reuse). *Intra-cell channel orthogonalization, i.e., a small number of simultaneously active devices per cluster, reduces intra-cluster interference at the expense of less spectrum reuse. We cast this classical tradeoff between higher number of simultaneously active links (i.e., more spectrum reuse) and higher interference as the problem of finding the optimum \bar{m}_a that maximizes ASE:*

$$\text{ASE}^* = \max_{\bar{m}_a \in 1, \dots, N_t} \bar{m}_a \lambda_c \log_2(1 + \beta) P_c. \quad (31)$$

We will revisit this trade-off over the number of simultaneously active links in the numerical results section. By solving this ASE optimization problem numerically, we will demonstrate that optimum number of simultaneously active links is significantly different for the three cases, which means it is highly dependent on the choice of content placement policy.

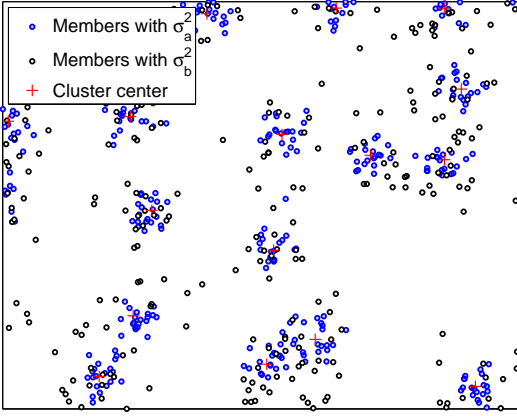


Figure 3: Illustration of the double-variance Thomas cluster model when cluster members (devices) are normally distributed around the cluster center with $\sigma_a = 10$ and $\sigma_b = 30$.

IV. NEW GENERATIVE MODEL FOR THE CLUSTER-CENTRIC D2D NETWORKS

A key takeaway from the analyses of k -Tx and ℓ -Rx cases, which will become more apparent in the numerical results discussed in Section V, is that the network performance improves significantly when the device(s) on which the content is cached or the device(s) requesting content from the cache are biased to lie closer to the cluster center. This means that in addition to the D2D link of interest, the intra-cluster interfering links may be more likely to have a transmitter or receiver closer to the cluster center. Incorporating such a behavior in the original model of Section II will require fixing the indices of the interfering devices in each cluster (relative to the cluster centers), as we did for the serving and receiving devices in the k -Tx and ℓ -Rx cases. While this is certainly doable in principle, the final expressions will be prohibitively complex due to the dependence amongst all the distances involved in the coverage probability evaluation. For instance, the intra-cluster distances will have to be jointly handled through their joint distribution that will be evaluated using order statistics on the same lines as the serving distances in k -Tx and ℓ -Rx cases. Deconditioning on such joint distributions will result in multi-fold integrals that are not easy to evaluate.

Therefore, to study the effect of this biasing of potential transmitters and receivers towards the cluster center, we propose a generative model in which the device locations follow a *double-variance Thomas cluster process*, where each cluster consists of a denser and a sparser subcluster. As discussed in this section, selecting the locations of the transmitters or receivers uniformly at random from the denser subcluster allows us to model the above described biasing while maintaining tractability. The generative model is illustrated in Fig. 3. More formal details about the proposed model are presented next.

A. System Setup and Channel Model

We model the clustered D2D network using a *double-variance Thomas cluster process* whose cluster centers are distributed according to a PPP Φ_c of density λ_c . A cluster around $x \in \Phi_c$ is formed of two subclusters, denser and

sparser, of normally distributed devices with scattering variances σ_a^2 and σ_b^2 , respectively. The analysis will be performed at a typical device, i.e., a device chosen uniformly at random from the either subclusters. This means that the D2D-Rx of interest will be normally distributed around the cluster center with variance σ_a^2 or σ_b^2 . The simultaneously active transmitters of the two subclusters are denoted by \mathcal{A}^x (denser) and \mathcal{B}^x (sparser), where $|\mathcal{A}^x|$ and $|\mathcal{B}^x|$ are Poisson distributed with mean \bar{m}_a and \bar{m}_b , respectively. Since we want to bias the location of the D2D-Tx of interest towards the cluster center, we sample it uniformly at random from the denser subcluster \mathcal{A}^{x_0} . While the other case in which it is sampled from \mathcal{B}^{x_0} is not important for the current discussion, it can be handled exactly on the same lines. As was the case in the original model, the number of intra-cluster interfering devices in \mathcal{A}^{x_0} is modeled as a PPP with mean $\bar{m}_a - 1$ to ensure that the average number of simultaneously active devices in this subcluster is \bar{m}_a (for consistency). Now assuming the serving device to be at $x_0 + a_0 \in \mathcal{A}^{x_0}$, the intra-cluster interference at D2D-Rx of interest at the origin can be expressed as:

$$I_{\text{intra}} = \sum_{a \in \mathcal{A}^{x_0} \setminus a_0} P_d h_{a_{x_0}} \|x_0 + a\|^{-\alpha} + \sum_{b \in \mathcal{B}^{x_0}} P_d h_{b_{x_0}} \|x_0 + b\|^{-\alpha}. \quad (32)$$

Similarly, the inter-cluster interference can be expressed as:

$$I_{\text{inter}} = \sum_{x \in \Phi_c \setminus x_0} \left[\sum_{a \in \mathcal{A}^x} h_{a_x} \|x + a\|^{-\alpha} + \sum_{b \in \mathcal{B}^x} h_{b_x} \|x + b\|^{-\alpha} \right]. \quad (33)$$

B. Coverage Probability

We first characterize the Laplace transform of inter-cluster and intra-cluster interference distributions in the following Lemmas.

Lemma 7. *Assuming the serving device to be chosen uniformly at random from \mathcal{A}^{x_0} , the Laplace transform of the distribution of intra-cluster interference in (32), conditioned on $\nu_0 = \|x_0\|$, is given by $\mathcal{L}_{I_{\text{intra}}}(s|\nu_0) =$*

$$\exp \left(-(\bar{m}_a - 1) \int_0^\infty \frac{sw_a^{-\alpha}}{1 + sw_a^{-\alpha}} f_{W_a}(w_a|\nu_0) dw_a - (\bar{m}_b) \int_0^\infty \frac{sw_b^{-\alpha}}{1 + sw_b^{-\alpha}} f_{W_b}(w_b|\nu_0) dw_b \right), \quad (34)$$

where $f_{W_k}(w_k|\nu_0) = \text{Ricepdf}(w_k, \nu_0; \sigma_k^2)$, $k \in \{a, b\}$.

Proof. See Appendix F. ■

Lemma 8. *Laplace transform of the distribution of inter-cluster interference at D2D-Rx of interest in (33) is given by $\mathcal{L}_{I_{\text{inter}}}(s) =$*

$$\exp \left(-2\pi\lambda_c \int_0^\infty \left(1 - \exp \left(-\bar{m}_a \int_0^\infty \frac{su_a^{-\alpha}}{1 + su_a^{-\alpha}} f_{U_a}(u_a|\nu) du_a - \bar{m}_b \int_0^\infty \frac{su_b^{-\alpha}}{1 + su_b^{-\alpha}} f_{U_b}(u_b|\nu) du_b \right) \right) \nu d\nu \right), \quad (35)$$

where $f_{U_k}(u_k|\nu) = \text{Ricepdf}(u_k, \nu_0; \sigma_k^2)$, $k \in \{a, b\}$.

Proof. See Appendix G. ■

Coverage probability when the content of interest is available at a device chosen uniformly at random from \mathcal{A}^{x_0} is given by the following Theorem.

Theorem 4. *Using the expression for Laplace transform of the intra-cluster interference distribution in (34) and the inter-cluster interference in (35), the coverage probability at a randomly chosen device from the double-variance model is*

$$P_c = \int_0^\infty \int_0^\infty \mathcal{L}_{I_{\text{inter}}}(\beta r^\alpha) \mathcal{L}_{I_{\text{intra}}}(\beta r^\alpha | \nu_0) f_R(r | \nu_0) f_{V_0}(\nu_0) dr d\nu_0, \quad (36)$$

$$\text{with, } f_R(r | \nu_0) = \text{Ricepdf}(r, \nu_0; \sigma_a^2) \quad (37)$$

where $f_{V_0}(\nu_0) = \frac{\nu_0}{\sigma_k^2} \exp(-\frac{\nu_0^2}{2\sigma_k^2})$. Here, $\sigma_k = \sigma_a$ if D2D-Rx of interest is located at denser cluster and $\sigma_k = \sigma_b$ otherwise.

Proof. The proof follows on the same lines as Theorem 1 with slight difference in the distance distributions. By definition, coverage probability is

$$P_c = \mathbb{E}_{V_0} \mathbb{E}_R \left[\mathbb{E} \left[\exp(-\beta r^\alpha (I_{\text{inter}} + I_{\text{intra}})) \mid R, V_0 \right] \right], \quad (38)$$

where the PDF of serving distance $r = \|x_0 + a_0\|$, conditioned on $\nu_0 = \|x_0\|$, follows Rician distribution [46]. Here, D2D-Rx of interest is a randomly chosen device, which is sampled from a Gaussian distribution in \mathbb{R}^2 with scattering variance σ_a (σ_b) if D2D-Rx of interest belongs to the denser (sparser) cluster. Hence $\nu_0 = \|x_0\|$ follows Rayleigh distribution. ■

It is worth highlighting that the overall performance of the *double-variance* process will depend upon the following features: i) *serving link distance*: it decreases when D2D-Tx of interest or D2D-Rx of interest are located in the denser subcluster, ii) *inter-cluster interference*: it decreases with the increase of the number of simultaneously active D2D-Txs in the denser subcluster compared to the sparser subcluster (keeping the total same), and iii) *intra-cluster interference*: it increases with the increase in the number of simultaneously active D2D-Txs in the denser subcluster. Here, the first two features, i.e., decreasing serving link distance and inter-cluster interference, improves coverage probability while increasing intra-cluster interference degrades the coverage.

V. RESULTS AND DISCUSSION

A. Numerical Results

1) *Validation of results*: In this section, we validate the accuracy of the analytical results, and tightness of the approximations by means of simulations. In all the simulations, the locations of cluster centers are a realization of a PPP and devices are normally scattered around them. For this setup, we set the SIR threshold, β , as 0 dB, path-loss exponent, α as 4, and study the coverage probability for the three cases. While the easy-to-compute exact results for the ℓ -Rx and baseline cases, given by Theorems 2 and 3, are shown to match the simulations exactly, thus validating the analysis, the approximations for k -Tx case given by Corollaries 2 and 3 are also shown to be fairly tight. Although the exact expression for k -Tx case, given by Theorem 1, is not straightforward to compute numerically, the tightness of approximation given

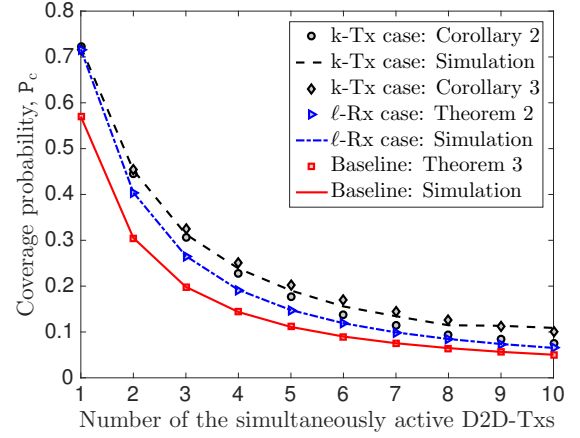


Figure 4: Coverage probability versus number of simultaneously active D2D-Txs when $\sigma_a = 30$, $\lambda_c = 50$ clusters / km^2 , $N_t = N_r = 40$.

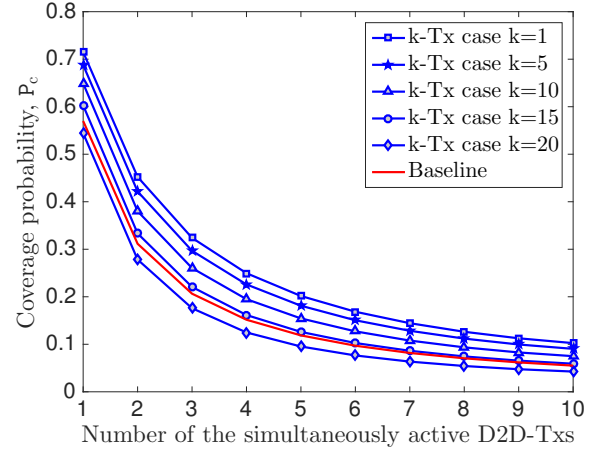


Figure 5: k -Tx case: Coverage probability versus number of simultaneously active D2D-Txs when $\sigma_a = 30$, $\lambda_c = 50$ clusters / km^2 and $N_t = 30$.

by Corollary 2 means that it can be used as the proxy for the exact result. The results also show that the k -Tx and ℓ -Rx cases lead to higher coverage probability than the baseline case. The difference in performance will be even more prominent in the ASE that will be discussed in the next subsection.

2) *Performance comparison across three cases*: Recall that there is a clear trade-off between the optimal number of simultaneously active D2D-Txs and the resulting interference power. While increasing the number of simultaneously active transmitters potentially increases ASE, it comes at a price of an increased interference. As shown in Fig. 6 for the k -Tx case, the optimal number of simultaneously active D2D-Txs increases with the decrease in distance from the D2D-Tx of interest to the cluster center (i.e., decreasing k). Fig. 5 and Fig. 6 show that the coverage probability and ASE are optimum when the content of interest for the D2D-Rx of interest is available at the closest device to the cluster center. The results also show that biasing the content of interest for the D2D-Rx towards the cluster center leads to a significant performance improvement in both coverage probability and ASE compared to the baseline case. On the contrary, it can be seen that both

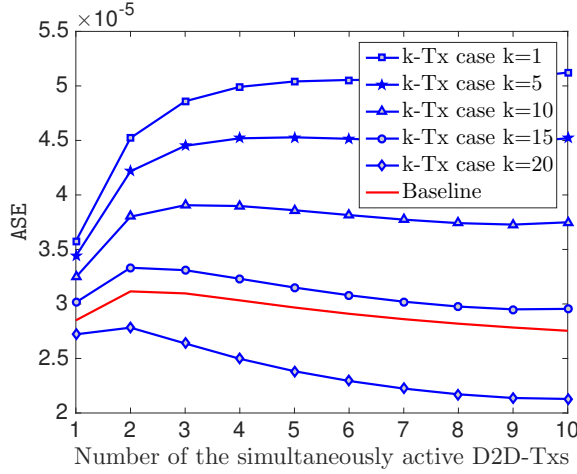


Figure 6: k -Tx case: ASE versus number of simultaneously active D2D-Txs when $\sigma_a = 30$, $\lambda_c = 50$ clusters / km^2 and $N_t = 30$.

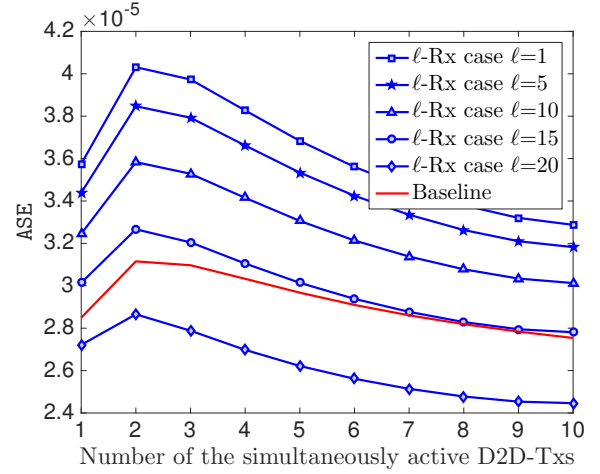


Figure 8: ℓ -Rx case: ASE versus number of simultaneously active D2D-Txs when $\sigma_a = 30$, $\lambda_c = 50$ clusters / km^2 and $N_r = 30$.

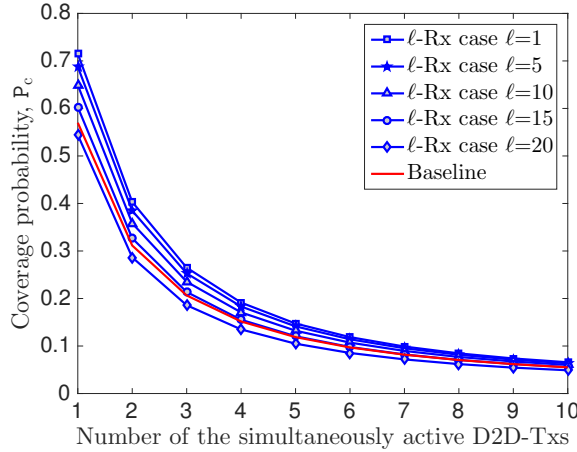


Figure 7: ℓ -Rx case: Coverage probability versus number of simultaneously active D2D-Txs when $\sigma_a = 30$, $\lambda_c = 50$ clusters / km^2 and $N_r = 30$.

coverage and ASE in k -Tx case may become worse than the baseline case when the content is cached far from the cluster center (e.g., $k = 20$ case in Fig. 5 and Fig. 6).

Similar trends are observed in Fig. 7 and Fig. 8 for the ℓ -Rx case. In particular, the results show that the coverage and ASE increase as the distance from D2D-Rx of interest to the cluster center is reduced. The impact of ℓ on the results, especially on the coverage probability, is however not as prominent as it was in the k -Tx case. This is due to the fact that while the serving distance reduces with decreasing k , the distances to the intra-cluster interfering devices also decrease in general, thus leading to a higher intra-cluster interference.

B. Applications of the Results to Total Hit Probability

In this section, we use the coverage probability results derived in this paper to study the D2D network performance in terms of the *total hit probability*. We assume that the library of popular content for the representative cluster is known *a priori*. It is denoted by the set $\{c_1, c_2, \dots, c_{\mathcal{J}}\}$, where the content is ordered in terms of decreasing popularity, which

means c_1 denotes the most popular content. As is usually the case, we assume that the content popularity follows Zipf's distribution, i.e., the probability that the content c_j is requested by the D2D-Rx of interest is $P_{R_j} = \frac{j^{-\gamma}}{\sum_{j=1}^{\mathcal{J}} j^{-\gamma}}$, where γ is Zipf's parameter and \mathcal{J} is total number of files [7]. Note that the arguments presented in this section are not specific to Zipf distribution and can be easily extended to any given popularity distribution. The total hit probability can now be defined as the probability that the D2D-Rx of interest is able to successfully download its content of interest, which in turn depends upon two events: (i) this content of interest is available within the cluster, and (ii) the D2D-Rx of interest is in the coverage of the device that has this content (i.e., $\text{SIR} \geq \beta$). Mathematical definition of total hit probability will be provided shortly.

Due to the limited storage capacities, each device in general cannot cache the whole library. For notational simplicity, we assume that each device caches exactly one content and the number of popular contents is greater than the total number of devices, i.e., $\mathcal{J} \geq N_t$. Given that there are N_t transmitting devices in each cluster, each device caches one of the N_t most popular contents [18]. To evaluate the total hit probability, it is possible to have various cache *placement* and cache *gathering* policies. Due to space limitation, we confine our analysis to the following two strategies that directly build on the coverage probability results derived in this paper. For both these strategies, the D2D-Rx of interest is assumed to be chosen uniformly at random from the representative cluster, i.e., we confine to the k -Tx and baseline cases.

1) *Uniform content placement*: In this setup, we assume that the popular contents are uniformly distributed inside the cluster. Recall that the coverage probability when the file of interest is available inside the cluster uniformly at random is denoted by P_c^B (baseline case). The total hit probability is

$$P_{\text{hit}} = \sum_{j=1}^{N_t} P_{R_j} P_c^B \quad (39)$$

where P_c^B is the coverage probability given by (28).

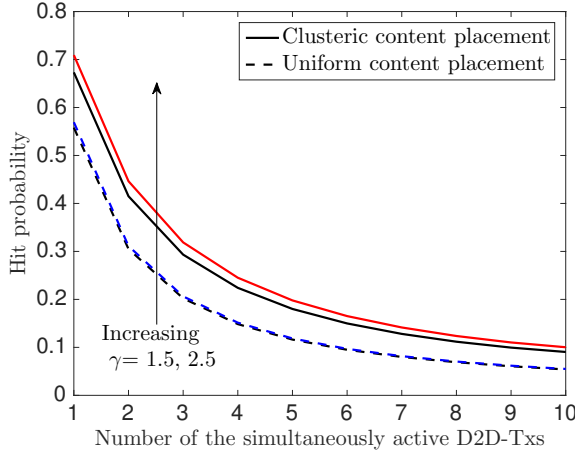


Figure 9: Total hit probability versus number of simultaneously active D2D-Txs when $\sigma_a = 30$, $\lambda_c = 50$ clusters / km^2 , $N_t = 30$, and $\mathcal{J} = 40$.

2) *Cluster-centric content placement*: Based on the intuition provided by Lemma 1 for the cluster-centric content placement, the most popular content should be placed at the transmitting device closest to the cluster center. This means that in our setup, c_1 should be placed at the device closest to the cluster center, and c_2 should be placed at the second closest device to the cluster center and so on. Hence the caching probability of the content c_j at the k^{th} closest transmitting device to the cluster center is $(j, k < N_t)$:

$$b_{j,k} = \begin{cases} 1 & j = k, \\ 0, & \text{otherwise.} \end{cases}$$

Recall that the coverage probability when the randomly chosen D2D-Rx of interest connects to the k^{th} closest transmitting device to the cluster center (k -Tx case) was denoted by $P_{c_k}^{\text{Tx}}$. Hence, the total hit probability can be expressed as

$$P_{\text{hit}} = \sum_{j=1}^{N_t} P_{R_j} P_{c_j}^{\text{Tx}}, \quad (40)$$

where $P_{c_k}^{\text{Tx}}$ is the coverage probability given by (23).

We now plot the total hit probability results for the two cases in Fig. 9. As expected, the total hit probability is significantly higher in the cluster-centric content placement case. While the shape parameter of Zipf distribution, γ , does not impact the results in the uniform content placement case, increasing its value improves the hit probability in the cluster-centric content placement case. This is because with increasing γ , the most popular content is requested more often and since it is cached closer to the cluster center, the D2D-Rx of interest connects with the devices located closer to the cluster center more often. Since the coverage probability in the k -Tx case for lower values of k is significantly higher than for higher values of k , this improves the overall hit probability.

C. Performance of the New Generative Cluster-Centric Model

In this subsection, we study the coverage probability in the double-variance model of Section IV as a function of the number of simultaneously active transmitters $\bar{m}_a + \bar{m}_b$.

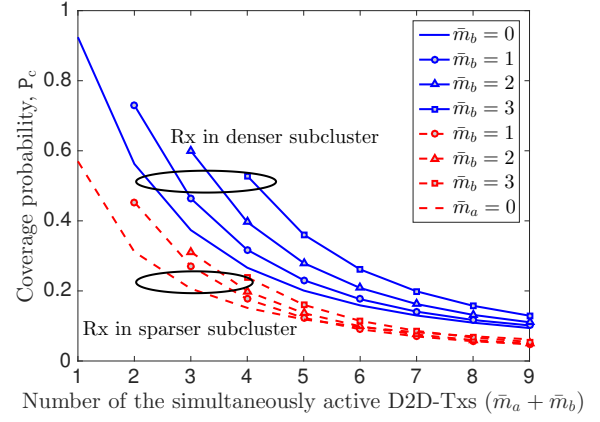


Figure 10: Coverage probability versus number of simultaneously active D2D-Txs when $\lambda_c = 50$ clusters / km^2 , $\sigma_a = 10$, and $\sigma_b = 30$.

The results are presented in Fig. 10. For each plot, we fix either \bar{m}_a or \bar{m}_b and vary the other such that the sum is equal to the value on the x-axis. Recall that the analysis for this model was performed under the assumption that D2D-Tx of interest is sampled uniformly at random from the denser subcluster \mathcal{A}^{x_0} . It was stated that this assumption will lead to a better performance. This can be validated by noticing that the coverage probability for the case $\bar{m}_a = 0$ (the one where both the D2D-Tx and D2D-Rx of interest are in the sparser subcluster) is lower than all the cases in which the D2D-Tx of interest lies in \mathcal{A}^{x_0} . Besides, the coverage probability when D2D-Rx of interest is located in the sparser subcluster is higher than the special case of $\bar{m}_a = 0$ discussed above, and lower than the other extreme in which both the D2D-Tx and D2D-Rx of interest are in the denser subcluster ($\bar{m}_b = 0$). For all the cases, we can observe that the coverage probability is higher when the number of simultaneously active D2D-Txs in the sparser subcluster is higher (keeping $\bar{m}_a + \bar{m}_b$ the same). This is because the active D2D-Txs in sparser subcluster cause less intra-cluster interference compared to when they lie in the denser subcluster.

VI. CONCLUSION

In this paper, we developed a realistic framework for the modeling and analysis of cache-enabled D2D networks. By modeling the D2D network as a Poisson cluster process, we focused on the performance analysis of the *cluster-centric* content placement policies where the content is placed in a cluster such that the collective performance of all the devices is improved. In particular, we defined and explored following two general cases where the location of the D2D-Rx of interest or the device that has cached its content of interest is parameterized in terms of its location relative to the cluster center: (i) k -Tx case: the serving device is the k^{th} closest device to the cluster center, and (ii) ℓ -Rx case: the receiving device is the ℓ^{th} closest device to the cluster center. Using tools from stochastic geometry, we derived the coverage and ASE for these cases and compared them with the baseline case where both the D2D-Rx of interest and its serving device are chosen independently and uniformly at random from the same

cluster. The results concretely demonstrated that the network performance can be significantly enhanced if either the D2D-Tx of interest or the D2D-Rx of interest lie close to the cluster center. Based on this observation, we proposed and analyzed a new generative *double-variance Thomas cluster process* model that allowed us to tractably capture the fact that more intra-cluster interfering devices may lie closer to the cluster center. Several system design guidelines for content placement, including insights into the effect of realistic content placement policies on hit probabilities, have been provided.

This work has many extensions. From the caching perspective, it is important to incorporate content popularity distribution, social interaction between devices and cache constraints, such as the memory of the caching devices. From the D2D network perspective, it is important to extend the analysis to the in-band case where the cellular and D2D transmissions share the same spectrum [52]. From the cluster point process perspective, it is important to extend the analysis to more general classes of cluster processes. From the modeling perspective, extensive measurement campaigns must be carried out to understand the statistics of real-world clusters, such as the ones formed in the coffee shops, libraries, and restaurants.

APPENDIX

A. Proof of Lemma 1

Recall that the set of possible transmitting devices inside a representative cluster is denoted by $\mathcal{N}_t^{x_0} \in \{1, 2, \dots, N_t\}$. Assuming the file of interest is located at $x_0 + s_k$, we have

$$\begin{aligned} k^* &= \arg \max_{k \in \mathcal{N}_t^{x_0}} \mathbb{E}[\mathbf{1}\{\text{SIR}(\|x_0 + s_k\|) > \beta\}] \\ &\stackrel{(a)}{=} \arg \max_{k \in \mathcal{N}_t^{x_0}} \mathbb{E} \left[\frac{h_{a_0} \|x_0 + s_k\|^{-\alpha}}{I_T - h_{a_0} \|x_0 + s_k\|^{-\alpha}} > \beta \right] \\ &= \arg \max_{k \in \mathcal{N}_t^{x_0}} \mathbb{E} \left[\frac{\|x_0 + s_k\|^{-\alpha}}{\frac{1}{h_{a_0}} I_T - \|x_0 + s_k\|^{-\alpha}} > \beta \right] \\ &= \arg \max_{k \in \mathcal{N}_t^{x_0}} \mathbb{E} [X_k > \beta] \end{aligned}$$

where I_T in (a) is the total received power at the D2D-Rx of interest from all the transmitters in the network, and X_k is defined as the received SIR from the k^{th} closest serving device for the ease of notation. Since I_T is not the function of k , $X_k \geq_{\text{st}} X_j$ whenever $\|x_0 + s_j\| \geq_{\text{st}} \|x_0 + s_k\|$, where \geq_{st} denotes first order stochastic dominance (or usual stochastic order). Note that since x_0 is sampled from zero mean complex Gaussian random variable in \mathbb{R}^2 , the density function of $r = \|x_0 + s_k\|$ conditioned on $t_k = \|s_k\|$ follows Rician distribution with CDF $F_R(r|t_k) = 1 - Q_1(\frac{t_k}{\sigma_a}, \frac{r}{\sigma_a})$, where $Q_1(\alpha, \beta)$ is the Marcum Q-function defined as $Q_1(\alpha, \beta) = \int_{\beta}^{\infty} y e^{-\frac{y^2 + \alpha^2}{2}} I_0(\alpha y) dy$. It turns out that $Q_1(\alpha, \beta)$ is monotonically increasing in α [53, Property 11], which implies $Q_1(\frac{t_k}{\sigma_a}, \frac{r}{\sigma_a})$ is monotonically increasing in t_k , which implies $R(t_k) \leq_{\text{st}} R(t_k + 1)$. This implies $\|x_0 + s_j\| \geq_{\text{st}} \|x_0 + s_1\| \forall j \neq 1$, which completes the proof.

B. Proof of Lemma 2

Let the angle between the intra-cluster interfering device and the D2D-Rx of interest, as seen from the cluster center,

be θ . While the angle is uniformly distributed between $[0, 2\pi]$, the “direction” is not important for the distance calculation, which means it suffices to assume it uniformly distributed between $[0, \pi]$. Now, the CDF of the distance between these two devices, conditioned on $v_0 = \|x_0\|$ and $t = \|a\|$ is

$$\begin{aligned} F_W(w|\nu_0, t) &= \mathbb{P}[W < w|\nu_0, t] \\ &\stackrel{(a)}{=} \mathbb{P}[\nu_0^2 + t^2 - 2\nu_0 t \cos \theta \leq w^2|\nu_0, t] \\ &= \mathbb{P}\left[\cos \theta \geq \frac{\nu_0^2 + t^2 - w^2}{2\nu_0 t}|\nu_0, t\right] \\ &\stackrel{(b)}{=} \mathbb{P}\left[\theta < \cos^{-1}\left[\frac{\nu_0^2 + t^2 - w^2}{2\nu_0 t}\right]|\nu_0, t\right] \\ &\stackrel{(c)}{=} \frac{1}{\pi} \cos^{-1}\left[\frac{\nu_0^2 + t^2 - w^2}{2\nu_0 t}|\nu_0, t\right], \end{aligned} \quad (41)$$

where (a) follows from the cosine law, (b) follows from the fact that \cos^{-1} is monotonically decreasing function, and (c) follows from the fact that $\theta \sim \text{Unif}[0, \pi]$. Now, the conditional PDF of $f_W(w|\nu_0, t)$ is obtained by differentiating over w as follows:

$$f_W(w|\nu_0, t) = \frac{1}{\pi} \frac{w/\nu_0 t}{\sqrt{1 - \left(\frac{\nu_0^2 + t^2 - w^2}{2\nu_0 t}\right)^2}}, \quad |\nu_0 - t| < w < \nu_0 + t.$$

where $|\cdot|$ denotes absolute value. Using the fact that devices are normally scattered around cluster-center, the distance from intra-cluster devices to the cluster center, i.e., $t = \|a\|$ is Rayleigh distributed with parameter σ_a , which implies that the PDF of distance t_{in} of an intra-cluster interferer in the set $\mathcal{A}_{\text{in}}^{x_0}$ i.e., $t_{\text{in}} < t_k$ is truncated Rayleigh distribution

$$f_{T_{\text{in}}}(t_{\text{in}}|t_k) = f_T(t_{\text{in}}|T_{\text{in}} < t_k) = \frac{f_T(t_{\text{in}})}{F_T(t_k)}, \quad t_{\text{in}} < t_k,$$

where $f_T(\cdot)$ and $F_T(\cdot)$ are the PDF and CDF of Rayleigh distribution with parameter σ_a respectively. Similarly, the PDF of distance t_{out} , where $t_{\text{out}} > t_k$, is

$$f_{T_{\text{out}}}(t_{\text{out}}|t_k) = f_T(t_{\text{out}}|T_{\text{out}} > t_k) = \frac{f_T(t_{\text{out}})}{1 - F_T(t_k)}, \quad t_{\text{out}} > t_k.$$

Using the same approach as [46, Lemma 4], the conditional i.i.d property of $w = \|x_0 + a\|$, conditioned on $v_0 = \|x_0\|$ and $t = \|a\|$ can be formally proved.

C. Proof of Lemma 3

Assuming that the file of interest is located at the k^{th} closest transmitting device to the cluster center, we divide the set of simultaneously active intra-cluster devices into three subsets: $\mathcal{A}^{x_0} = \{\mathcal{A}_{\text{in}}^{x_0}, a_0, \mathcal{A}_{\text{out}}^{x_0}\}$. Here a_0 denotes relative location of the serving device to the cluster center with distance $\|a_0\| = t_k$ away from it, where $\mathcal{A}_{\text{in}}^{x_0} = \{a|\|a\| < t_k\}$, and $\mathcal{A}_{\text{out}}^{x_0} = \{a|\|a\| > t_k\}$ are the set of devices closer and further than serving device from cluster center, respectively. For this setup, the Laplace transform of distribution of intra-cluster interference $\mathcal{L}_{I_{\text{intra}}}(s, t_k|\nu_0)$

$$\stackrel{(a)}{=} \mathbb{E}\left[\exp\left(-s \sum_{a \in \mathcal{A}^{x_0} \setminus a_0} h_{a_{x_0}} \|x_0 + a\|^{-\alpha}\right)\right]$$

$$= \mathbb{E} \left[\exp \left(-s \left(\sum_{a \in \mathcal{A}_{\text{in}}^{x_0}} h_{a_{x_0}} \|x_0 + a\|^{-\alpha} + \sum_{a \in \mathcal{A}_{\text{out}}^{x_0}} h_{a_{x_0}} \|x_0 + a\|^{-\alpha} \right) \right) \right] \quad (42)$$

$$= \mathbb{E} \left[\prod_{a \in \mathcal{A}_{\text{in}}^{x_0}} \exp(-s h_{a_{x_0}} \|x_0 + a\|^{-\alpha}) \times \prod_{a \in \mathcal{A}_{\text{out}}^{x_0}} \exp(-s h_{a_{x_0}} \|x_0 + a\|^{-\alpha}) \right] \quad (43)$$

$$\stackrel{(b)}{=} \mathbb{E} \left[\prod_{a \in \mathcal{A}_{\text{in}}^{x_0}} \frac{1}{1 + s \|x_0 + a\|^{-\alpha}} \prod_{a \in \mathcal{A}_{\text{out}}^{x_0}} \frac{1}{1 + s \|x_0 + a\|^{-\alpha}} \right]$$

$$\stackrel{(c)}{=} \sum_{n=0}^{N_t-1} \sum_{l=0}^{g_m} \left(\underbrace{\int_0^{t_k} \int_{w_{\text{in}}^L}^{w_{\text{in}}^U} \frac{1}{1 + s w^{-\alpha}} f_W(w|\nu_0, t_{\text{in}}) f_{T_{\text{in}}}(t_{\text{in}}|t_k) dw dt_{\text{in}}}_{M_{\text{in}}(s, t_k|\nu_0)} \right)^l \simeq \frac{1}{\xi} \exp \left(-(\bar{m}_a - 1) \int_0^\infty \frac{s w^{-\alpha}}{1 + s w^{-\alpha}} f_W(w|\nu_0) dw \right).$$

$$\times \left(\underbrace{\int_{t_k}^\infty \int_{w_{\text{out}}^L}^{w_{\text{out}}^U} \frac{1}{1 + s w^{-\alpha}} f_W(w|\nu_0, t_{\text{out}}) f_{T_{\text{out}}}(t_{\text{out}}|t_k) dw dt_{\text{out}}}_{M_{\text{out}}(s, t_k|\nu_0)} \right)^{n-l}$$

$$\times \underbrace{\frac{\binom{n}{l} p^l (1-p)^{n-l}}{I(1-p; n-g_m, 1+g_m)}}_{\mathbb{P}(L=l|L \leq g_m)} \underbrace{\frac{(\bar{m}_a - 1)^n e^{-(\bar{m}_a - 1)}}{n! \xi}}_{\mathbb{P}(N=n|N \leq N_t - 1)}$$

with $w_{\text{in}}^L = |\nu - t_{\text{in}}|$, $w_{\text{in}}^U = \nu_0 + t_{\text{in}}$, $w_{\text{out}}^L = |\nu_0 - t_{\text{out}}|$, $w_{\text{out}}^U = \nu_0 + t_{\text{out}}$, $p = \frac{k-1}{N_t-1}$, $g_m = \min(n, k-1)$, and $\xi = \sum_{j=0}^{N_t-1} \frac{(\bar{m}_a - 1)^j e^{-(\bar{m}_a - 1)}}{j!}$. Here (a) follows from definition of Laplace transform, (b) from the fact that $h_{a_{x_0}} \sim \exp(1)$, and (c) from converting Cartesian to polar coordinates by using distance distribution given by Lemma 2 along with conditional i.i.d. property of $f_W(w|\nu_0, t)$. Then, the result follows by expectation over number of devices, where the number of devices closer than serving device to the cluster center, i.e., l , is binomial distributed conditioned on the total being less than $g_m = \min(n, k-1)$. This condition is due to the fact that l is always smaller than $k-1$ (since serving device is located at k^{th} device in k -Tx case) and total number of active devices, i.e., n , where n is Poisson distributed conditioned on total being less than $N_t - 1$.

D. Proof of Lemma 4

The Laplace transform of distribution of intra-cluster interference can be derived as: $\mathcal{L}_{I_{\text{intra}}}(s|\nu_0) = \mathbb{E}[\exp(-s I_{\text{intra}})]$

$$\stackrel{(a)}{=} \mathbb{E} \left[\exp \left(-s \sum_{a \in \mathcal{A}^{x_0} \setminus a_0} h_{a_{x_0}} \|x_0 + a\|^{-\alpha} \right) \right]$$

$$= \mathbb{E}_{\mathcal{A}^{x_0}} \left[\prod_{a \in \mathcal{A}^{x_0} \setminus a_0} \mathbb{E}_{h_{a_{x_0}}} \left[\exp(-s h_{a_{x_0}} \|x_0 + a\|^{-\alpha}) \right] \right]$$

$$\stackrel{(b)}{=} \mathbb{E}_{\mathcal{A}^{x_0}} \left[\prod_{a \in \mathcal{A}^{x_0} \setminus a_0} \frac{1}{1 + s \|x_0 + a\|^{-\alpha}} \right]$$

$$\stackrel{(c)}{=} \sum_{n=0}^{N_t-1} \left(\int_{\mathbb{R}^2} \frac{1}{1 + s \|x_0 + a\|^{-\alpha}} f_A(a) da \right)^n \frac{(\bar{m}_a - 1)^n e^{-(\bar{m}_a - 1)}}{n! \xi}$$

$$\stackrel{(d)}{=} \sum_{n=0}^{N_t-1} \left(\int_0^\infty \frac{1}{1 + s w^{-\alpha}} f_W(w|\nu_0) dw \right)^n \frac{(\bar{m}_a - 1)^n e^{-(\bar{m}_a - 1)}}{n! \xi}$$

with $\xi = \sum_{j=0}^{N_t-1} \frac{(\bar{m}_a - 1)^j e^{-(\bar{m}_a - 1)}}{j!}$, where (a) follows from the definition of Laplace transform, (b) follows from the fact that

$h_{a_{x_0}}$ is exponential distributed with mean unity, (c) follows from expectation over number of devices that is Poisson distributed conditioned on the total being less than $N_t - 1$ along with the fact that locations of devices conditioned on the location of cluster center, x_0 , are i.i.d, and (d) follows from converting Cartesian to polar coordinates using the fact that $f_W(w|\nu_0)$, the density function of distance from interfering devices to the D2D-Rx of interest conditioned on $\nu_0 = \|x_0\|$, has Rician distribution given by (9). Now under the assumption $\bar{m}_a \ll N_t$, the Laplace transform of intra-cluster interference distribution can be approximated as:

E. Proof of Corollary 3

Under Assumption 1, the correlation corresponding to the common distance $\nu_0 = \|\mathbf{x}_0\|$ is ignored and hence the Laplace transform of the interference distribution can be approximated by Corollary 1. Furthermore, the density function of serving distance $r = \|\mathbf{x}_0 + \mathbf{s}_k\| \in \mathbb{R}_+$, needs to be evaluated only conditioned on the distance of D2D-Tx of interest (i.e., k^{th} closest device) to the cluster center $t_k = \|\mathbf{s}_k\|$. Now using the fact that $\mathbf{x}_0 \in \mathbb{R}_+$ is zero mean complex Gaussian random variable, the density function of $\mathbf{z} = \mathbf{x}_0 + \mathbf{s}_k \in \mathbb{R}^2$, where $\mathbf{z} = (z_1, z_2)$ conditioned on $\mathbf{s}_k = (s_{k_1}, s_{k_2})$ (where $t_k = \sqrt{s_{k_1}^2 + s_{k_2}^2}$) can be expressed as:

$$f_{\mathbf{z}}(z_1, z_2|\mathbf{s}_k) = \frac{1}{2\pi\sigma_a^2} \exp \left(-\frac{(z_1 - s_{k_1})^2}{2\sigma_a^2} - \frac{(z_2 - s_{k_2})^2}{2\sigma_a^2} \right).$$

Since, we are interested on distribution of $r = \|\mathbf{z}\|$, we define $z_1 = r \sin \theta$, and $z_2 = r \cos \theta$, where $\theta = \arctan(\frac{z_1}{z_2})$. Now, Jacobian matrix is used to convert Cartesian coordinates to polar coordinates as follows:

$$f_{R,\Theta}(r, \theta|\mathbf{s}_k) = f_{\mathbf{z}}(z_1, z_2|\mathbf{s}_k) \times \left| \partial \left(\frac{z_1, z_2}{r, \theta} \right) \right|, \quad (44)$$

where $\partial \left(\frac{z_1, z_2}{r, \theta} \right) = \begin{vmatrix} \frac{\partial z_1}{\partial r} & \frac{\partial z_1}{\partial \theta} \\ \frac{\partial z_2}{\partial r} & \frac{\partial z_2}{\partial \theta} \end{vmatrix} = r$, and hence joint distribution of (R, Θ) is $f_{R,\Theta}(r, \theta|\mathbf{s}_k) =$

$$\frac{r}{2\pi\sigma_a^2} \exp \left(-\frac{(r \cos \theta - s_{k_1})^2}{2\sigma_a^2} - \frac{(r \sin \theta - s_{k_2})^2}{2\sigma_a^2} \right)$$

$$= \frac{r}{\sigma_a^2} \exp \left(-\frac{r^2 + t_k^2}{2\sigma_a^2} \right) \frac{1}{2\pi} \exp \left(\frac{r s_{k_1} \cos \theta + r s_{k_2} \sin \theta}{\sigma_a^2} \right),$$

Therefore, the conditional marginal distribution of R is

$$f_R(r|t_k) = \int_0^{2\pi} f_{R,\Theta}(r, \theta|\mathbf{s}_k) d\theta = \frac{r}{\sigma_a^2} \exp \left(-\frac{r^2 + t_k^2}{2\sigma_a^2} \right)$$

$$\times \underbrace{\int_0^{2\pi} \frac{1}{2\pi} \exp \left(\frac{r s_{k_1} \cos \theta + r s_{k_2} \sin \theta}{\sigma_a^2} \right) d\theta}_{I_0 \left(\frac{r t_k}{\sigma_a^2} \right)},$$

where conditioning on $t_k = \|\mathbf{s}_k\|$ instead of \mathbf{s}_k suffices. The rest of the proof follows on the same line as the proof of Theorem 1.

F. Proof of Lemma 7

Since the two sets \mathcal{A}^{x_0} and \mathcal{B}^{x_0} are independent, the Laplace transform of intra-cluster interference distribution, $\mathcal{L}_{I_{\text{intra}}}(s|\nu_0) = \mathbb{E}[\exp(-sI_{\text{intra}})]$, can be derived as follows:

$$\begin{aligned}
& \stackrel{(a)}{=} \mathbb{E} \left[\exp \left(-s \sum_{a \in \mathcal{A}^{x_0} \setminus a_0} h_{a_{x_0}} \|x_0 + a\|^{-\alpha} \right. \right. \\
& \quad \left. \left. + \sum_{b \in \mathcal{B}^{x_0}} h_{b_{x_0}} \|x_0 + b\|^{-\alpha} \right) \right] \\
& \stackrel{(b)}{=} \mathbb{E}_{\mathcal{A}^{x_0}} \left[\prod_{a \in \mathcal{A}^{x_0} \setminus a_0} \mathbb{E}_{h_{a_{x_0}}} \left[\exp(-s h_{a_{x_0}} \|x_0 + a\|^{-\alpha}) \right] \right] \\
& \quad \times \mathbb{E}_{\mathcal{B}^{x_0}} \left[\prod_{b \in \mathcal{B}^{x_0}} \mathbb{E}_{h_{b_{x_0}}} \left[\exp(-s h_{b_{x_0}} \|x_0 + b\|^{-\alpha}) \right] \right] \\
& \stackrel{(c)}{=} \mathbb{E}_{\mathcal{A}^{x_0}} \left[\prod_{a \in \mathcal{A}^{x_0} \setminus a_0} \frac{1}{1 + s \|x_0 + a\|^{-\alpha}} \right] \\
& \quad \times \mathbb{E}_{\mathcal{B}^{x_0}} \left[\prod_{b \in \mathcal{B}^{x_0}} \frac{1}{1 + s \|x_0 + b\|^{-\alpha}} \right] \quad (45) \\
& \stackrel{(d)}{=} \exp \left(-(\bar{m}_a - 1) \left(\int_{\mathbb{R}^2} \frac{\|a + x_0\|^{-\alpha}}{1 + s \|x_0 + a\|^{-\alpha}} f_A(a) da \right) \right. \\
& \quad \left. - \bar{m}_b \int_{\mathbb{R}^2} \frac{\|x_0 + b\|^{-\alpha}}{1 + s \|x_0 + b\|^{-\alpha}} f_B(b) db \right) \\
& \stackrel{(e)}{=} \exp \left(-(\bar{m}_a - 1) \int_0^\infty \frac{s w_a^{-\alpha}}{1 + s w_a^{-\alpha}} f_{W_a}(w_a | \nu_0) dw_a \right. \\
& \quad \left. - \bar{m}_b \int_0^\infty \frac{s w_b^{-\alpha}}{1 + s w_b^{-\alpha}} f_{W_b}(w_b | \nu_0) dw_b \right)
\end{aligned}$$

where (a) follows the definition of Laplace transform, (b) follows from the fact that the interference from set \mathcal{A}^{x_0} and \mathcal{B}^{x_0} are independent, (c) follows from the fact that $h_{a_{x_0}}$ and $h_{b_{x_0}}$ are exponential random variables with mean unity, (d) follows from probability generating functional (PGFL) of Poisson distribution where $f_B(b) = \frac{1}{2\pi\sigma_b^2} \exp\left(-\frac{\|b\|^2}{2\sigma_b^2}\right)$, and (e) follows from converting from Cartesian to polar coordinates and some algebraic manipulation similar to the derivation of Rician distribution in the proof of Corollary 3.

G. Proof of Lemma 8

Laplace transform of the distribution intra-cluster interference at D2D-Rx of interest $\mathcal{L}_{I_{\text{inter}}}(s)$ is

$$\begin{aligned}
& = \mathbb{E} \left[\exp \left(-s \sum_{x \in \phi_c \setminus x_0} \left[\sum_{a \in \mathcal{A}^x} h_{a_x} \|x + a\|^{-\alpha} + \sum_{b \in \mathcal{B}^x} h_{b_x} \|x + b\|^{-\alpha} \right] \right) \right] \quad (14) \\
& \stackrel{(a)}{=} \mathbb{E}_{\phi_c} \left[\prod_{x \in \phi_c \setminus x_0} \mathbb{E}_{\mathcal{A}^x} \left[\prod_{a \in \mathcal{A}^x} \mathbb{E}_{h_{a_x}} \left[\exp(-s h_{a_x} \|x + a\|^{-\alpha}) | x \right] \right] \right. \\
& \quad \left. \mathbb{E}_{\mathcal{B}^x} \left[\prod_{b \in \mathcal{B}^x} \mathbb{E}_{h_{b_x}} \left[\exp(-s h_{b_x} \|x + b\|^{-\alpha}) | x \right] \right] \right] \\
& \stackrel{(b)}{=} \mathbb{E}_{\phi_c} \left[\prod_{x \in \phi_c \setminus x_0} \mathbb{E}_{\mathcal{A}^x} \left[\prod_{a \in \mathcal{A}^x} \frac{1}{1 + s \|x + a\|^{-\alpha}} | x \right] \right. \\
& \quad \left. \mathbb{E}_{\mathcal{B}^x} \left[\prod_{b \in \mathcal{B}^x} \frac{1}{1 + s \|x + b\|^{-\alpha}} | x \right] \right], \\
& \stackrel{(c)}{=} \exp \left(-2\pi\lambda_c \int_0^\infty \left(1 - \exp \left(-\bar{m}_a \int_0^\infty \frac{s u_a^{-\alpha}}{1 + s u_a^{-\alpha}} f_{U_a}(u_a | \nu) du_a \right) \right. \right. \\
& \quad \left. \left. - \bar{m}_b \int_0^\infty \frac{s u_b^{-\alpha}}{1 + s u_b^{-\alpha}} f_{U_b}(u_b | \nu) du_b \right) \nu d\nu \right)
\end{aligned}$$

where (a) follows from the fact that \mathcal{A}^x and \mathcal{B}^x conditioned on the location of cluster centers $\{x\}$ are independent, (b) follows from the fact that h_{a_x} and h_{b_x} are independent exponential random variables with mean unity, and (c) follows from the PGFL of Poisson distribution. Note that Lemma 5 is a special case of Lemma 8 when $\bar{m}_b = 0$.

ACKNOWLEDGMENT

The authors would like to thank Surabhi Gaopande and SaiDhiraj Amuru for helpful feedback.

REFERENCES

- [1] M. Afshang, H. S. Dhillon, and P. H. J. Chong, "Fundamentals of cluster-centric content placement in device-to-device networks," in *Proc. IEEE Globecom workshops*, San Diego, CA, Dec. 2015.
- [2] Cisco, "Cisco visual networking index: Global mobile data traffic forecast update 2014- 2019 white paper," 2015.
- [3] J. G. Andrews, S. Buzzi, W. Choi, S. Hanly, A. Lozano, A. C. Soong, and J. C. Zhang, "What will 5G be?" *IEEE Journal on Selected Areas in Communications*, vol. 32, no. 6, pp. 1065–1082, Jun. 2014.
- [4] N. Golrezaei, A. F. Molisch, A. G. Dimakis, and G. Caire, "Femtocaching and device-to-device collaboration: A new architecture for wireless video distribution," *IEEE Commun. Magazine*, vol. 51, no. 4, pp. 142–149, Apr. 2013.
- [5] F. Boccardi, R. W. Heath Jr., A. Lozano, T. Marzetta, and P. Popovski, "Five disruptive technology directions for 5G," *IEEE Commun. Magazine*, vol. 52, no. 2, pp. 74–80, Feb. 2014.
- [6] L. Song, D. Niyato, Z. Han, and E. Hossain, *Wireless Device-to-Device Communications and Networks*. Cambridge University Press, 2015.
- [7] M. Cha, H. Kwak, P. Rodriguez, Y.-Y. Ahn, and S. Moon, "I Tube, You Tube, Everybody Tubes: analyzing the world's largest user generated content video system," in *Proc., ACM Intl. Conf. on Special Interest Group on Data Commun. (SIGCOMM)*, 2007.
- [8] A. Fast, D. Jensen, and B. N. Levine, "Creating social networks to improve peer-to-peer networking," in *Proc., ACM Intl. Conf. on Special Interest Group on Knowledge Discovery and Data Mining*, Aug. 2005.
- [9] J. Tadrous, A. Eryilmaz, and H. El Gamal, "Joint pricing and proactive caching for data services: Global and user-centric approaches," in *Proc., IEEE INFOCOM*, 2014.
- [10] E. Bastug, M. Bennis, and M. Debbah, "Living on the edge: The role of proactive caching in 5g wireless networks," *IEEE Commun. Magazine*, vol. 52, no. 8, pp. 82–89, 2014.
- [11] M. Maddah-Ali and U. Niesen, "Fundamental limits of caching," *IEEE Trans. on Info. Theory*, vol. 60, no. 5, pp. 2856–2867, May 2014.
- [12] H. Ahlehagh and S. Dey, "Video-aware scheduling and caching in the radio access network," *IEEE/ACM Trans. on Networking*, vol. 22, no. 5, pp. 1444–1462, Oct. 2012.
- [13] K. Shanmugam, N. Golrezaei, A. G. Dimakis, A. F. Molisch, and G. Caire, "Femtocaching: Wireless content delivery through distributed caching helpers," *IEEE Trans. on Info. Theory*, vol. 59, no. 12, pp. 8402–8413, Dec. 2013.
- [14] S. Gitis, G. Paschos, and L. Tassioulas, "Asymptotic laws for joint content replication and delivery in wireless networks," *IEEE Trans. on Info. Theory*, vol. 59, no. 5, pp. 2760–2776, 2013.
- [15] B. Blaszczyszyn and A. Giovanidis, "Optimal geographic caching in cellular networks," in *Proc., IEEE Intl. Conf. on Commun. (ICC)*, Jun. 2015.
- [16] A. F. Molisch, G. Caire, D. Ott, J. R. Foerster, D. Bethanabhotla, and M. Ji, "Caching eliminates the wireless bottleneck in video aware wireless networks," *Advances in Electrical Engineering*, Nov. 2014.
- [17] M. Ji, G. Caire, and A. F. Molisch, "Wireless device-to-device caching networks: Basic principles and system performance," submitted to *IEEE Journal on Sel. Areas in Commun.*, 2014, available online: arxiv.org/abs/1305.5216.
- [18] N. Golrezaei, P. Mansourifard, A. Molisch, and A. Dimakis, "Base-station assisted device-to-device communications for high-throughput wireless video networks," *IEEE Trans. on Wireless Commun.*, vol. 13, no. 7, pp. 3665–3676, Jul. 2014.
- [19] M. Ji, G. Caire, and A. F. Molisch, "Fundamental limits of caching in wireless D2D networks," submitted to *IEEE Trans. on Info. Theory*, 2014, available online: arxiv.org/abs/1405.5336.

- [20] A. Altieri, P. Piantanida, L. Rey Vega, and C. Galarza, "On fundamental trade-offs of device-to-device communications in large wireless networks," *IEEE Trans. on Wireless Commun.*, vol. 14, no. 9, pp. 4958–4971, Sep. 2015.
- [21] M. Ji, G. Caire, and A. F. Molisch, "The throughput-outage tradeoff of wireless one-hop caching networks," submitted to *IEEE Trans. on Commun.*, 2015, available online: arxiv.org/abs/1312.263.
- [22] P. Gupta and P. R. Kumar, "The capacity of wireless networks," *IEEE Trans. on Info. Theory*, vol. 46, no. 2, pp. 388–404, Mar. 2000.
- [23] M. Haenggi, *Stochastic Geometry for Wireless Networks*. Cambridge University Press, 2012.
- [24] F. Baccelli and B. Blaszczyszyn, *Stochastic Geometry and Wireless networks, Volume 1- Theory*. NOW: Foundations and Trends in Networking, 2009.
- [25] S. Mukherjee, *Analytical Modeling of Heterogeneous Cellular Networks*. Cambridge University Press, 2014.
- [26] H. S. Dhillon, R. K. Ganti, F. Baccelli, and J. G. Andrews, "Modeling and analysis of K -tier downlink heterogeneous cellular networks," *IEEE Journal on Sel. Areas in Commun.*, vol. 30, no. 3, pp. 550–560, Apr. 2012.
- [27] S. Mukherjee, "Distribution of downlink SINR in heterogeneous cellular networks," *IEEE Journal on Sel. Areas in Commun.*, vol. 30, no. 3, pp. 575–585, Apr. 2012.
- [28] T. D. Novlan, H. S. Dhillon, and J. G. Andrews, "Analytical modeling of uplink cellular networks," *IEEE Trans. on Wireless Commun.*, vol. 12, no. 6, pp. 2669–2679, Jun. 2013.
- [29] H. ElSawy and E. Hossain, "On stochastic geometry modeling of cellular uplink transmission with truncated channel inversion power control," *IEEE Trans. on Commun.*, vol. 13, no. 8, pp. 4454–4469, Aug. 2014.
- [30] X. Lin, J. G. Andrews, and A. Ghosh, "Spectrum sharing for device-to-device communication in cellular networks," *IEEE Trans. on Wireless Commun.*, vol. 13, no. 12, Dec. 2014.
- [31] H. ElSawy and E. Hossain, "Analytical modeling of mode selection and power control for underlay D2D communication in cellular networks," *IEEE Trans. on Commun.*, vol. 62, no. 11, pp. 4147–4161, Nov. 2014.
- [32] K. Zhu and E. Hossain, "Joint mode selection and spectrum partitioning for device-to-device communication: A dynamic stackelberg game," *IEEE Trans. on Wireless Commun.*, vol. 14, no. 3, pp. 1406–1420, Mar. 2015.
- [33] M. Mozaffari, W. Saad, M. Bennis, and M. Debbah, "Unmanned aerial vehicle with underlaid device-to-device communications: Performance and tradeoffs," 2015, available online: arxiv.org/abs/1509.01187.
- [34] S. Krishnan and H. S. Dhillon, "Distributed caching in device-to-device networks: A stochastic geometry perspective," in *Proc. Asilomar*, Pacific Grove, CA, Nov. 2015.
- [35] H. Feng, H. Wang, X. Xu, and C. Xing, "A tractable model for device-to-device communication underlying multi-cell cellular networks," in *Proc., IEEE Intl. Conf. on Commun. (ICC)*, Jun. 2014.
- [36] H. Sun, M. Wildemeersch, M. Sheng, and T. Q. Quek, "D2D enhanced heterogeneous cellular networks with dynamic TDD," to appear, *IEEE Trans. on Wireless Commun.*, 2015, available online: arxiv.org/abs/1406.2752.
- [37] G. George, R. K. Mungara, and A. Lozano, "An analytical framework for device-to-device communication in cellular networks," 2014, available online: arxiv.org/abs/1407.2201.
- [38] A. H. Sakr and E. Hossain, "Cognitive and energy harvesting-based D2D communication in cellular networks: Stochastic geometry modeling and analysis," *IEEE Trans. on Commun.*, vol. 63, no. 5, pp. 1867–1880, May. 2015.
- [39] R. K. Mungara, X. Zhang, A. Lozano, and R. W. Heath Jr., "On the spatial spectral efficiency of ITLinQ," in *Proc., IEEE Asilomar*, Nov. 2014.
- [40] X. Lin, R. Ratasuk, A. Ghosh, and J. G. Andrews, "Modeling, analysis and optimization of multicast device-to-device transmissions," *IEEE Trans. on Wireless Commun.*, vol. 13, no. 8, pp. 4346–4359, Aug. 2014.
- [41] A. Pyattaev, O. Galinina, S. Andreev, M. Katz, and Y. Koucheryavy, "Understanding practical limitations of network coding for assisted proximate communication," *IEEE Journal on Sel. Areas in Commun.*, vol. 33, no. 2, pp. 156–170, Feb. 2015.
- [42] S. Andreev, O. Galinina, A. Pyattaev, K. Johnsson, and Y. Koucheryavy, "Analyzing assisted offloading of cellular user sessions onto D2D links in unlicensed bands," *IEEE Journal on Sel. Areas in Commun.*, vol. 33, no. 1, pp. 67–80, 2015.
- [43] A. Altieri, P. Piantanida, L. Vega, and C. Galarza, "On fundamental trade-offs of device-to-device communications in large wireless networks," to appear, *IEEE Trans. on Wireless Commun.*, 2015.
- [44] Y. Zhang, E. Pan, L. Song, W. Saad, Z. Dawy, and Z. Han, "Social network aware device-to-device communication in wireless networks," *IEEE Trans. on Wireless Commun.*, vol. 14, no. 1, pp. 177–190, Jan. 2015.
- [45] X. Hu, L. Meng, and A. D. Striegel, "Evaluating the raw potential for device-to-device caching via co-location," *Procedia Computer Science*, vol. 34, pp. 376–383, 2014.
- [46] M. Afshang, H. S. Dhillon, and P. H. J. Chong, "Modeling and performance analysis of clustered device-to-device networks," submitted to *IEEE Trans. on Wireless Commun.*, available online: arxiv.org/abs/1508.02668.
- [47] —, "Coverage and area spectral efficiency of clustered device-to-device networks," in *Proc. IEEE Globecom*, San Diego, CA, Dec. 2015.
- [48] D. J. Daley and D. Vere-Jones, *An Introduction to the Theory of Point Processes. Volume I: Elementary Theory and Methods*, 2nd ed. New York: Springer-Verlag, 2003.
- [49] R. K. Ganti and M. Haenggi, "Interference and outage in clustered wireless ad hoc networks," *IEEE Trans. on Info. Theory*, vol. 55, no. 9, pp. 4067–4086, Sep. 2009.
- [50] H. A. David and H. N. Nagaraja, *Order Statistics*. New York: John Wiley and Sons, 1970.
- [51] R. E. Caflisch, "Monte carlo and quasi-monte carlo methods," *Acta Numerica*, vol. 7, pp. 1–49, Jan. 1998.
- [52] M. Afshang and H. S. Dhillon, "Spatial modeling of device-to-device networks: Poisson cluster process meets Poisson hole process," in *Proc. Asilomar*, Pacific Grove, CA, Nov. 2015.
- [53] R. T. Short, "Computation of rice and noncentral chi-squared probabilities," Apr. 2012.