

# Quantify and Maximise Global Viral Influence Through Local Network Information

Yanqing Hu,<sup>1,2</sup> Shenggong Ji,<sup>2</sup> Ling Feng<sup>3</sup>, Yuliang Jin<sup>4,5</sup>

<sup>1</sup>School of Information Science and Technology, Sun Yat-sen University, Guangzhou 510006, China

<sup>2</sup>School of Mathematics, Southwest Jiaotong University, Chengdu 610031, China

<sup>3</sup>Institute of High Performance Computing, A\*STAR, 138632 Singapore

<sup>4</sup>LPT, École Normale Supérieure, UMR 8549 CNRS, 24 Rue Lhomond, 75005 Paris, France

<sup>5</sup>Dipartimento di Fisica, Sapienza Università di Roma, Piazzale Aldo Moro 2, I-00185 Roma, Italy

**Measuring and maximising the influence of individuals is the key to understand and leverage the multiplicative potential of viral spreading over social networks. Yet these have been recognized as problems requiring global structural information, and extremely difficult for the enormous size and complexity of online social networks. Based on the percolation phenomenon, we show that they can be essentially reduced to local problems. Our estimated global influence of individuals based on local structural information matches that of brute-force search. Furthermore this measure leads to an efficient algorithm to identify the best seed spreaders for maximum viral influence. Its time complexity is independent of network size, making it practically useful for real networks. The underlying theoretical framework enables a thorough analytical assessment of the prediction accuracy and the absolute performance of the proposed methods.**

Modern social media is transforming information propagation in the way that individuals

become both information consumers and producers. As online social networks (OSNs) like Facebook and Twitter grow into main stream information channels, the spreading of information, products (1), behaviors (2) and opinions (3) over these new media platforms is replacing traditional media (4). In particular, viral spreading is the key to exploit the multiplicative potential of these OSNs (5). The viral spreading on OSNs is a process that the information spreads from a small set of users to a large population autonomously. Quantifying the global viral influence of a set of nodes and maximizing this influence through selecting the best seed spreaders are two important problems in social media. The later is generally recognized as a NP-hard optimization problem requiring global information, and studied under various methods including natural greedy algorithm (6) and degree heuristics (7) etc. Network topological properties like degree (8, 9), k-core (10) and centrality (11) are also shown to be indicative of the nodes' relative influence strength, yet exact quantification is not possible. Therefore these problems remain to be extremely difficult due to the large size of OSNs and their constantly changing structures.

By relating the fundamental nature of viral spreading to the physical phenomenon of bond percolation, we show that these spreading problems are essentially local problems rather than global ones, provided that the spreading is viral corresponding to the super-critical phase in percolation theory. Building upon the phenomenon of unique giant component size and the characteristic size of non-giant components, we extend the traditional ensemble statistics of percolation theory to the microscopic description of individual nodes. We demonstrate that only the local structural information of nodes is needed to accurately quantify its global viral influence. Based on this local information approach with simple implementations, we propose both efficient computation algorithms and analytical framework to quantify the viral influence, as well as the absolute performance for the maximization problem.

On OSNs , individual users (nodes) are connected through edges defined as the visibility

of other individuals. When a node  $i$  (a Facebook user, for example) shares some message on OSNs, it becomes visible to its neighbors (friends or followers); some of the neighbors would share this information, allowing their neighbors to see it. This process continues until no new nodes share this message. The mechanism of this spreading process is commonly described by probabilistic models, i.e., the independent cascade (IC) (6, 12) or Susceptible-Infected-Recovered (SIR) (13, 14) models originally proposed for disease spreading (15). In recent years, empirical observations (16, 17) and social experiments (18) have demonstrated that information/opinion spreads through exposures until active nodes stop spreading, confirming the validity of SIR family models. In this study, for simplicity we assume a constant spreading probability  $\beta$  between any pair of neighboring nodes, corresponding to the basic IC/SIR model used in most studies. The methods we present here are applicable to more general spreading mechanisms where the sharing probabilities are heterogeneous across different links (Section S8).

The key quantity here is the spreading ability (or viral influence)  $s_i$  of the first (seed) node  $i$ , defined as the expected number of nodes it can spread to:  $s_i = \sum_{s=1}^N s \cdot p_i(s)$ , where  $p_i(s)$  is the probability that a total of  $s$  users have shared the information at the end of the process, and  $N$  is the total number of users/nodes in the network. If the information spreads from a set of  $M$  nodes  $V = \{v_1, v_2, \dots, v_M\}$ , the spreading ability of the set is similarly defined as:

$$s_V = \sum_{s=1}^N s \cdot p_V(s), \quad (1)$$

where  $p_V(s)$  is the probability that a total of  $s$  users have shared the information at the end of the process, provided all the users in set  $V$  are initial spreaders.

The basic IC/SIR model can be rigorously mapped onto a fundamental and ubiquitous physical process of bond percolation (15, 19). In bond percolation, every bond (link) has a probability  $\beta$  to be occupied, and it corresponds to the spreading happening across this link. Components

(sets of connected nodes through occupied bonds) of different sizes form in bond percolation, and the average size of the components containing node  $i$  is exactly the expected number of nodes influenced by  $i$ , i.e.  $s_i$  defined above. In the spreading models, non-viral spreading means the spreading is localised to the neighbours of the seed node. This corresponds to the sub-critical phase in percolation where  $\beta < \beta_c$ . Here  $\beta_c$  is the critical transition probability that depends on the structure of the network. In this phase there is no multiplicative effect, therefore the information will only reach a population size with the same scale of the seed spreaders (Section S9). If the message becomes viral, spreading penetrates much further than the nearest neighbors of the seed node and reaches a large population, corresponding to the super-critical phase in percolation where  $\beta > \beta_c$ .

A prominent feature of super-critical phase is the formation of a giant connected component with size being a finite fraction of the entire network; At the same time, the other components are negligibly small compared to it as demonstrated in Fig. 1A. This means that the information spreading from node  $i$  has a bi-modal outcome (Fig. 1B): either it becomes viral and spreads to many others totalling  $s_i^\infty$  (size of the giant component), or it only spreads locally to a small amount of nodes. In networks with broad degree distributions (such as scale-free networks with  $\beta_c = 0$  in principle) like Facebook, Twitter or Weibo, super-critical phase is common as the critical threshold  $\beta_c$  is very small (20). Thus the existence of the giant component allows us to significantly reduce the spreading ability formula by disregarding all components other than the giant component. Additionally, the giant component containing node  $i$  has a size independent of  $i$ , meaning  $s_i^\infty = s^\infty, \forall i$  when  $N \rightarrow \infty$  (Section S2.1.3). The single seed node spreading ability equation  $s_i = \sum_{s=1}^N s \cdot p_i(s)$  simplifies into  $s_i = s^\infty \cdot p_i(s^\infty)$  where  $s^\infty$  is the size of the giant component. Similarly for a given set  $V$  of seed nodes we have

$$s_V = s^\infty \cdot p_V(s^\infty), \quad (2)$$

where  $p_V(s^\infty)$  is the probability that the set  $V$  will eventually spread to the giant component. Equivalently,  $p_V(s^\infty)$  is also the probability that at least one of the nodes in set  $V$  is in the giant component (or induces viral spreading). Therefore the spreading ability problem is reduced to finding two quantities  $s^\infty$  and  $p_V(s^\infty)$ . If the network is directed like Twitter or Weibo, one has to distinguish the giant-out  $s_{\text{out}}^\infty$  and giant-in  $s_{\text{in}}^\infty$  component based on the in-links and out-links (21, 22), and the spreading ability of  $V$  is  $s_V = s_{\text{out}}^\infty \cdot p_V^{\text{in}}(s_{\text{in}}^\infty)$  (Section S2.2.2).

From a practical point of view, the estimation of  $s^\infty$  and  $p_V(s^\infty)$  is very difficult since the giant component size  $s^\infty$  has the same scale as the size  $N$  of the whole network, whose entire global structural information with billions of nodes is extremely costly to obtain, and the computational complexity for spreading simulation on it is very high. However, from percolation theory we know that comparing to the giant component, the other components are negligibly small with a characteristic size  $s^*$ , i.e. their asymptotic size distribution decays exponentially (22, 23):

$$p_f(s) \sim s^{-\tau} e^{-s/s^*}. \quad (3)$$

The  $\beta$ -dependent parameter  $s^*$  provides a typical scale of the finite component sizes and it is independent of network size  $N$ . Note that the further away  $\beta$  is from  $\beta_c$ , the smaller is the characteristic size  $s^*$ . For Erdos-Renyi (ER) networks with average degree  $\langle k \rangle$ ,  $s^*$  can be explicitly written as  $s^* = \frac{1}{\beta \langle k \rangle - 1 - \ln \beta - \ln \langle k \rangle}$ . It can be expanded as  $s^* = \frac{2}{\langle k \rangle^2} |\beta - \beta_c|^{-2} + O(|\beta - \beta_c|^{-3})$  around  $\beta_c$  (Section S3.4). Thus using a cut-off value  $m$  larger than  $s^*$  (shown in Fig. 2) to filter out non-giant components, we can effectively reduce the computational complexity by one order of  $N$ . In other words, based on percolation theory, we can use merely local information to estimate global influence.

The probability of  $p_i(s^\infty)$  that node  $i$  is inside a component can be estimated using  $\tilde{p}_i(s^\infty) = \sum_{s=m}^\infty p_i(s) = 1 - \sum_{s=1}^{m-1} p_i(s)$ , assuming any component having at least  $m$  nodes is the giant component. In practice  $m$  can be easily estimated through Monte Carlo samples finding the

saturation cumulative probability  $p(s \leq m)$  that a random spreading component has size smaller than  $m$  (Section S5). This is because percolation theory dictates that there is a large gap between  $s^*$  and  $s^\infty$  in the component size distribution shown in Fig. 1B. Since the relative size of the giant component  $s^\infty/N$  is equivalent to the average probability  $\langle p_i(s^\infty) \rangle$  that a randomly chosen node  $i$  is inside the giant component (22), the spreading ability  $s_i$  can be then evaluated from  $\tilde{s}_i = [1 - \sum_{s_i=1}^{m-1} p_i(s_i)] \cdot N \cdot [1 - \langle \sum_{s_j=1}^{m-1} p_j(s_j) \rangle]$ . Here  $1 - \langle \sum_{s_j=1}^{m-1} p_j(s_j) \rangle$  is the average probability that a randomly selected node is inside a component with the size larger or equal to  $m$ , and  $N \cdot [1 - \langle \sum_{s_j=1}^{m-1} p_j(s_j) \rangle] = \tilde{s}^\infty$  is the estimated size of the giant component  $s^\infty$ . Here  $\langle \dots \rangle$  represents an average over  $N$  nodes, which can be calculated by the Monte Carlo samples. Note that for a set  $V$  of seed nodes the above argument also holds by replacing  $i$  with  $V$ , due to the uniqueness of the giant component. The value of  $\tilde{s}^\infty$  converges quickly with the number of samples (Section S2.1.1). For random networks with structure fully described by degree distribution  $P(k)$  alone, we have the exact analytical solutions to both  $p_i(s^\infty)$  and  $s^\infty$  (Section S3 and Section S4).

Given the local structural information, the exact spreading influence of the seed node(s) could be mathematically calculated for any value of  $\beta > \beta_c$  in principle. But in practice a Monte Carlo method could be easily carried out. In each round of the Monte Carlo simulation, spreading proceeds from the seed nodes in  $V$  simultaneously until every infected component either reaches  $m$  nodes as indicated by the red branches in Fig. 1C (corresponding to the case when the source nodes are in the giant component) or no more nodes can be infected as indicated by the green branches (corresponding to the case when the source nodes are outside the giant component), whichever happens earlier. Thus the estimated  $p_V(s^\infty)$  is the probability that at least one component with size at least  $m$  is formed at the end of the simulation (note that some components may contain more than one seed node as shown in Fig. 1C). From Fig 1D, we see that this method can accurately estimate the spreading ability of set  $V$  on real social networks

like Facebook and Weibo (Section S1).

In practice, it is critical to know the estimation error introduced by the cut-off value  $m$ . Here the choice of  $m$  contributes to the estimation error by counting into the non-giant components larger than  $m$ . For a single seed node  $i$ , this estimation error has two parts. In the estimation of  $p_i(s^\infty)$  there is an absolute error  $\epsilon_i^a(m) = \sum_{m \leq s < s^\infty} p_i(s)$ . This is the probability that the component size simulated from the node  $i$  is at least  $m$  and smaller than the giant component  $s^\infty$  but recognized as giant component. In the estimation of  $s^\infty$ , there is an absolute error  $\xi_\infty^a(m) = \sum_{m \leq s < s^\infty} p_f(s)$ . This is given by the probability that a random node  $j$  is in a component with size at least  $m$  and smaller than the giant component but recognized as giant component. The later error is the ensemble average of the first one. Therefore the total relative error in estimating  $s_i$  can be written as  $E_i^r(m) = \frac{[p_i(s^\infty) + \epsilon_i^a(m)][s^\infty + \xi_\infty^a(m)]}{p_i(s^\infty)s^\infty} - 1$ . For random networks with structural information fully described by the degree distributions, the error due to  $m$  could be calculated analytically (Fig. 2B) for arbitrary degree  $k$  using generating functions developed by Ref (15) (Sections S3 and S4). Analogously for a set  $V$  of seed nodes, the error estimation can be analyzed by replacing  $i$  with  $V$  in the above equations. Similarly for Facebook and Weibo, we are able to have a good estimation on this error based through Monte Carlo simulations. As seen in Fig. 2C and Fig. 2D, due to the existence of the characteristic size  $s^*$ , the estimation error converges quickly to 0 when  $m > s^*$ .

The above percolation framework can be used with simplicity in various problems in viral spreading. Here we apply it to one of the most prominent problems – maximizing viral influence through selecting the optimal set of seed spreaders. It has been pointed out that it is usually less cost effective to target on a small set of globally most influential nodes than a large set of less influential nodes, and it is better to use a set of average influential nodes as seeds (24). The maximization problem is formalized as: from the set  $W$  of  $L$  average users in the network, how to choose a subset  $V$  of  $M$  seed users with  $M < L \ll N$ , such that the viral spreading could

reach the most number of users in the end? As shown before by translating it into the percolation framework, the problem becomes the maximization of the spreadability Eq. 2. Since the giant component size is always  $s^\infty$  regardless of the initial set of seeds, the problem reduces to maximizing  $p_V(s^\infty)$ , the probability that the set will eventually spread to the giant component.

To illustrate how to maximize viral spreading through choosing the best set of seed spreaders, from the Facebook and Weibo networks we randomly select  $L = 100$  nodes with median degree values as the candidates. We perform the spreading simulation on the  $L$  nodes and select the nodes which are in the components with size at least  $m$ . The selected nodes are considered to be concurrently in the giant component. To extract the set of best  $M$  seed nodes, we perform the spreading simulation multiple times, and select the final set of nodes based on their frequency of appearance in the giant components. Extending this to a percolation version of natural greedy algorithm (6), we select one additional seed node at a time such that the joint probability of the selected nodes being in the giant component is maximized (Section S6.2). Comparing with other algorithms, in Fig. 3A and Fig. 3B we see that our algorithm outperforms heuristic selection rules like max degree or max k-shell, etc, while matches the performance of genetic algorithms (25) (Section S6.3) which is recognized to have excellent performance but is computational expensive.

The major advantage of our algorithm is that its time complexity  $O(LM)$  is independent of the total network size  $N$  (Fig. 2A), precisely because we only use the  $L$  nodes' local structural information. Thus unlike other algorithms, our algorithm can be used to real networks when only local network structures are available. For the full Facebook and Weibo networks with billions of nodes, the reduction of order  $N$  means a huge reduction in computational time as compared to other algorithms in Table 1.

Another important aspect of this maximisation problem is to gauge the absolute performance of the solution, so we do not have to waste additional resource when there is little room

for performance improvement. It has been established by (6) that greedy algorithms give solutions that are at least  $1 - 1/e$  (about 63%) of the most optimal possible. Generally the absolute performance against the best solution requires high computation complexity to find the global optimal solution. Here utilizing the phenomenon of giant component, we can have a crude estimate of the performance level for the set  $V$  of nodes in our solution:  $\frac{p_V(s^\infty)}{1 - \prod_{i \in U^*} [1 - p_i(s^\infty)]}$ , where  $U^* = \{u_1^*, u_2^*, \dots, u_M^*\}$  is the set of  $M$  nodes with the maximum individual probability  $p_i(s^\infty)$  (Section S7.3). As seen in Fig. 3C and Fig. 3D, the effective performance estimate of our algorithm is very close to 100% on real OSNs, corresponding to the exact optimal solution for both networks examined. Additionally, we could get a strict performance lower bound given by  $\frac{p_V(s^\infty)}{\sum_{i \in U^*} p_i(s^\infty)}$  since  $\sum_{i \in U^*} p_i(s^\infty)$  is the higher bound for the optimal solution possible. Alternatively, as the optimal solution could not be larger than  $p_W(s^\infty)$  the probability that least one of the nodes in set  $L$  is in the giant component, which uses all of the  $L$  candidate nodes as seed spreaders, we arrive at another strict lower bound 2 given by  $\frac{p_V(s^\infty)}{p_W(s^\infty)}$  (Section S7.2). Thus we can combine these two strict lower bounds as our strict lower bound  $\max\left\{\frac{p_V(s^\infty)}{\sum_{i \in U^*} p_i(s^\infty)}, \frac{p_V(s^\infty)}{p_W(s^\infty)}\right\}$  (Fig. 3C and D).

The ultimate challenge in quantifying viral influence of nodes lies with the enormity of real social networks. But from the perspective of percolation phenomenon, the large network size turns out to be beneficial: The viral influence relative to the whole network is independent of network size, such that only local information is needed; yet larger network size brings the system closer to its thermal dynamic limit, thus the analytical tools and statistical properties of percolation theory can be utilized with better accuracy. Although real OSNs have richer topological properties than random networks, the fundamental features in percolation are universal. Thus building upon these features, our framework is directly applicable to the real OSNs.

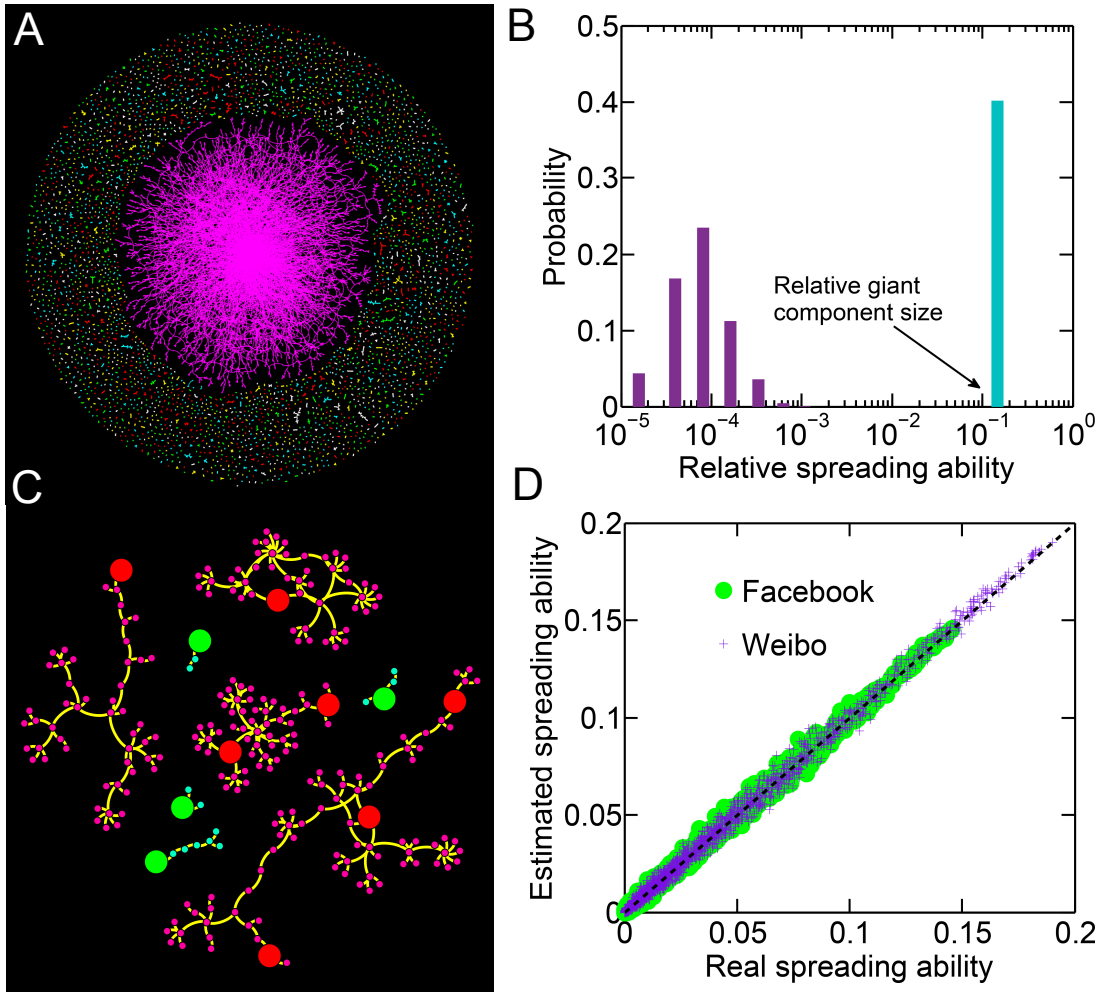


Figure 1: A. Repeated SIR spreading simulations on Facebook network from an arbitrary node (NO. 14958 node). Here each connected component is one realisation. It shows that a giant spanning component originating from this node in the middle, and the other components in different colors are negligibly small compared to it. B. The histogram of the component sizes from A. The spreading either reaches a very small number of nodes corresponding to the small component formation (less than 0.1% of total nodes), or a very large number of nodes (around 15%) which is the relative size of the percolation giant component. The simulations from other seed nodes give similar bi-modal distributions with a fixed giant component size around 15%. C. Illustration of percolation-based algorithm on Facebook. The large nodes are the seed nodes from which spreading starts. If the spreading reaches at least  $m = 50$  nodes in a component (red), we consider the spreading will eventually form the giant component with size  $s^\infty$ ; If the spreading stops before reaching  $m = 50$ , we consider it to be small component (green) with size close to 0. D. Estimation of normalised spreadability  $\tilde{s}_i/N$  from our method is close to the real values  $s_i/N$  (average value of 10000 realisations for SIR dynamics) for different nodes on both Facebook and Weibo networks. In these four figures  $\beta = 0.02$  for Facebook and 0.08 for Weibo.

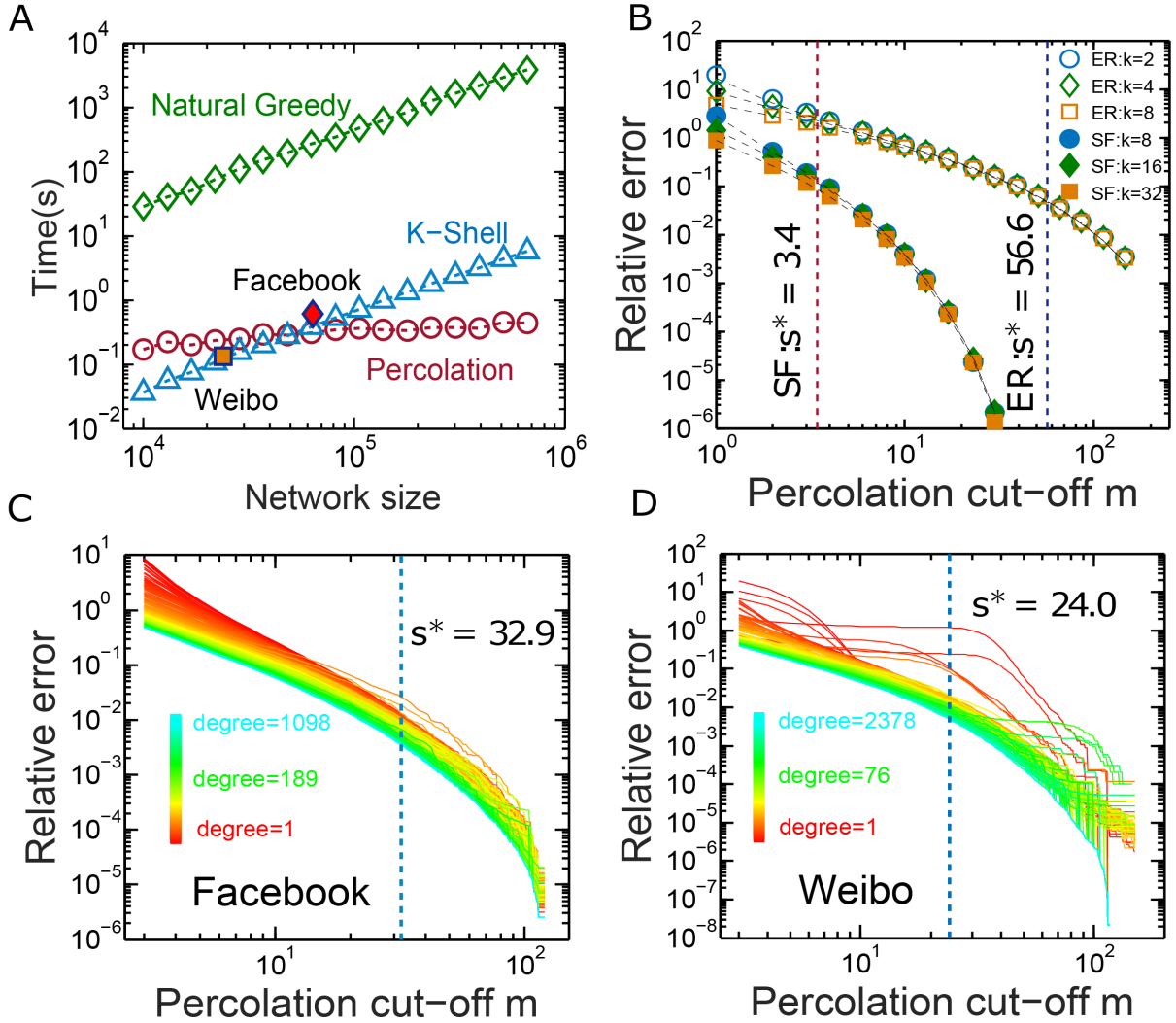


Figure 2: A. Computation complexity of percolation-based algorithm to select  $M = 10$  most influential nodes out of  $L = 100$  candidate nodes. Artificial networks are ER networks with average degree 10 and  $\beta = 0.2$ . The computation time for our algorithm is independent of network size  $N$ , yet that of max k-shell and natural greedy algorithm increases linearly with  $N$ . The points labeled ‘Facebook’ and ‘Weibo’ are the computational time of percolation-based algorithm. B. Relative estimation error on spreading ability for different threshold values of  $m$  for different artificial networks (for the scale free networks has power law exponent 2.5, minimal degree 7, maximum degree 100 and  $\beta = 0.01$ ; for ER networks the average degree is 4,  $\beta = 0.03$ . Both have sizes  $N = 50000$ ). Theoretical results are based on generating function analysis detailed in Section S3.3. We see a fast exponential decay of component size after the characteristic size  $s^*$ , which is defined in percolation theory following equation (3). For real networks C. Facebook and D. Weibo, a threshold value  $m$  around  $s^*$  is usually good enough to guarantee a small estimation error of less than 1% in spreading ability of nodes. Here  $\beta = 0.02$  for Facebook and  $\beta = 0.08$  for Weibo.

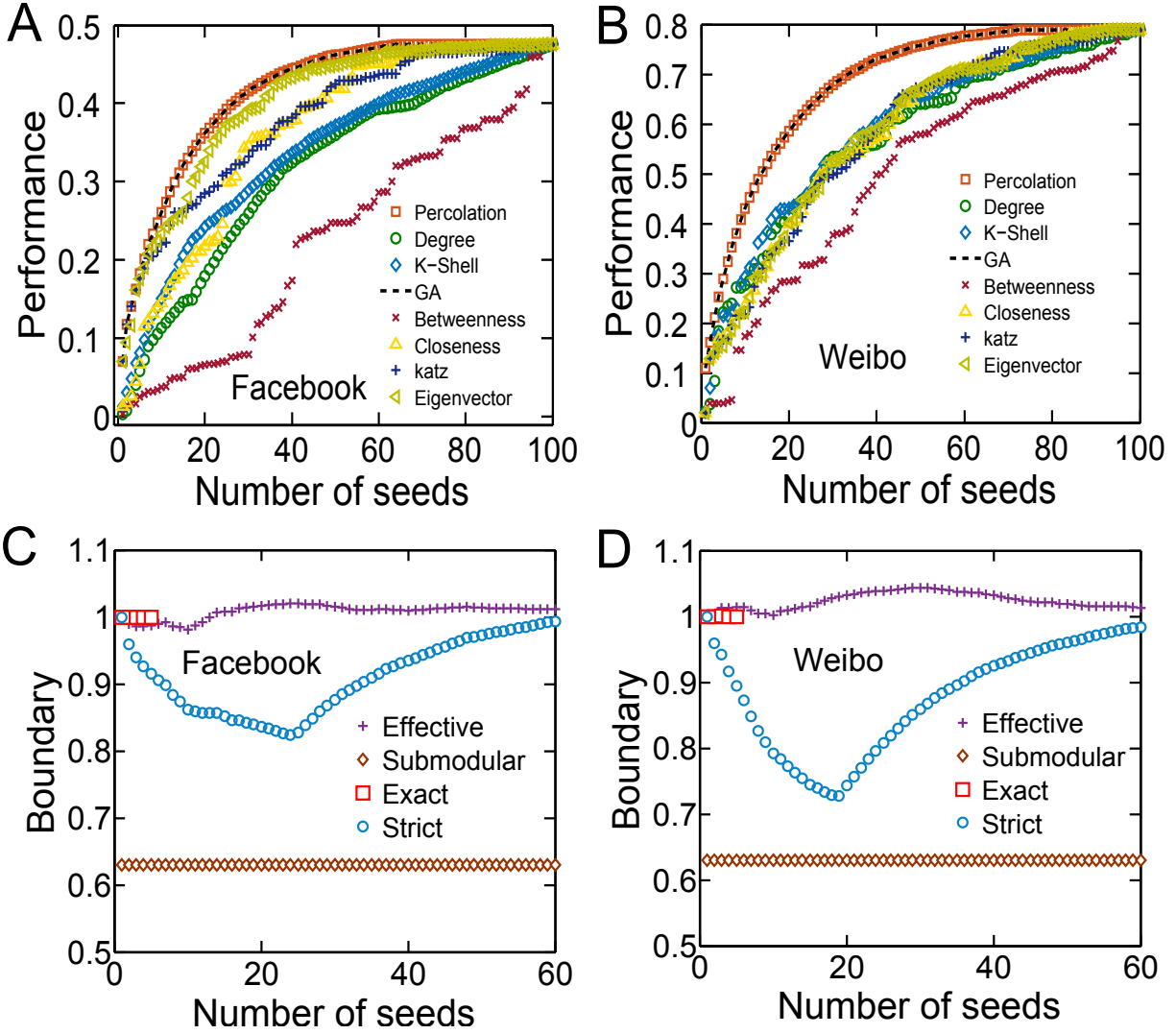


Figure 3: Extracting the set of  $M$  seed nodes to maximise spreading on Facebook and Weibo. The performance  $p_V(s^\infty)$  (in terms of the probability to spread to the giant component) of our percolation algorithm is compared with max degree, max k-shell (10), genetic algorithm (Section S6.3), betweenness (26), closeness (11), katz (27) and eigenvector (28) for A. Facebook and B. Weibo. Our percolation-based algorithm shows a clear advantage in terms of maximal spreading ability over others. The effective performance estimate of our percolation algorithm is very close to 1 for both C. Facebook and D. Weibo. The submodular boundary at 0.63 is demonstrated by Ref (6). The strict boundary is the lower bound combining two strict percolation lower bounds (Section S7). The exact boundary is from brute-force search results. In the simulation  $\beta = 0.012$  for Facebook,  $\beta = 0.055$  for Weibo.

Algorithm	Percolation	Greedy	Genetic	K-shell	Katz	Eigen	Closeness	Between
Complexity	$O(LM)$	$O(NLM)$	$O(NMPG)$	$O(N)$	$O(N^3)$	$O(N)$	$O(N^2 \log N)$	$O(N^2)$

Table 1: Computational complexity of selecting the set of  $M$  best spreaders from  $L$  candidate nodes for different algorithms. Our proposed percolation algorithm has the lowest complexity and is independent of the total number of nodes  $N$  in the network. Here we assume that the number of edges is proportional to the  $N$ .  $L$  is the number of candidate nodes to choose from,  $M$  is the size of the seed nodes set.  $G$  and  $P$  are the number of iterations and population size in genetic algorithm.

## References and Notes

1. Abhijit Banerjee, Arun G Chandrasekhar, Esther Duflo, and Matthew O Jackson. The diffusion of microfinance. *Science*, 341(6144):1236498, 2013.
2. Sinan Aral and Dylan Walker. Identifying influential and susceptible members of social networks. *Science*, 337(6092):337–341, 2012.
3. Robert M Bond, Christopher J Fariss, Jason J Jones, Adam DI Kramer, Cameron Marlow, Jaime E Settle, and James H Fowler. A 61-million-person experiment in social influence and political mobilization. *Nature*, 489(7415):295–298, 2012.
4. Roland T Rust and Richard W Oliver. The death of advertising. *Journal of Advertising*, 23(4):71–77, 1994.
5. Rick Ferguson. Word of mouth and viral marketing: taking the temperature of the hottest trends in marketing. *Journal of Consumer Marketing*, 25(3):179–182, 2008.
6. David Kempe, Jon Kleinberg, and Éva Tardos. Maximizing the spread of influence through a social network. In *Proceedings of the ninth ACM SIGKDD international conference on Knowledge discovery and data mining*, pages 137–146. ACM, 2003.

7. Wei Chen, Yajun Wang, and Siyu Yang. Efficient influence maximization in social networks. In *Proceedings of the 15th ACM SIGKDD International Conference on Knowledge Discovery and Data Mining*, KDD '09, pages 199–208, New York, NY, USA, 2009. ACM.
8. Réka Albert, Hawoong Jeong, and Albert-László Barabási. Error and attack tolerance of complex networks. *nature*, 406(6794):378–382, 2000.
9. Sen Pei, Lev Muchnik, José Andrade, Zhiming Zheng, and Hernán Makse. Searching for superspreaders of information in real-world social media. *Scientific Reports*, 4, 2014.
10. Maksim Kitsak, Lazaros K Gallos, Shlomo Havlin, Fredrik Liljeros, Lev Muchnik, H Eugene Stanley, and Hernán A Makse. Identification of influential spreaders in complex networks. *Nature Physics*, 6(11):888–893, 2010.
11. Linton C Freeman. Centrality in social networks conceptual clarification. *Social networks*, 1(3):215–239, 1979.
12. Jacob Goldenberg, Barak Libai, and Eitan Muller. Talk of the network: A complex systems look at the underlying process of word-of-mouth. *Marketing letters*, 12(3):211–223, 2001.
13. Roy M Anderson and Robert McCredie May. *Infectious diseases of humans*, volume 1. Oxford university press Oxford, 1991.
14. Claudio Castellano, Santo Fortunato, and Vittorio Loreto. Statistical physics of social dynamics. *Reviews of modern physics*, 81(2):591, 2009.
15. Mark E J Newman. Spread of epidemic disease on networks. *Physical review E*, 66(1):016128, 2002.

16. Eytan Bakshy, Itamar Rosenn, Cameron Marlow, and Lada Adamic. The role of social networks in information diffusion. In *Proceedings of the 21st international conference on World Wide Web*, pages 519–528. ACM, 2012.
17. Nathan O Hodas and Kristina Lerman. The simple rules of social contagion. *Scientific reports*, 4, 2014.
18. Damon Centola. The spread of behavior in an online social network experiment. *science*, 329(5996):1194–1197, 2010.
19. Duncan S Callaway, Mark E J Newman, Steven H Strogatz, and Duncan J Watts. Network robustness and fragility: Percolation on random graphs. *Physical review letters*, 85(25):5468, 2000.
20. Romualdo Pastor-Satorras and Alessandro Vespignani. Epidemic spreading in scale-free networks. *Physical review letters*, 86(14):3200, 2001.
21. Andrei Broder, Ravi Kumar, Farzin Maghoul, Prabhakar Raghavan, Sridhar Rajagopalan, Raymie Stata, Andrew Tomkins, and Janet Wiener. Graph structure in the web. *Computer networks*, 33(1):309–320, 2000.
22. Mark E J Newman, Steven H Strogatz, and Duncan J Watts. Random graphs with arbitrary degree distributions and their applications. *Physical Review E*, 64(2):026118, 2001.
23. Reuven Cohen, Daniel Ben-Avraham, and Shlomo Havlin. Percolation critical exponents in scale-free networks. *Physical Review E*, 66(3):036113, 2002.
24. Eytan Bakshy, Jake M Hofman, Winter A Mason, and Duncan J Watts. Everyone’s an influencer: quantifying influence on twitter. In *Proceedings of the fourth ACM international conference on Web search and data mining*, pages 65–74. ACM, 2011.

25. John H Goldberg, David E.; Holland. Genetic algorithms and machine learning. *Machine Learning*, 3:95–99, 10 1988.
26. Mark E J Newman. Scientific collaboration networks. ii. shortest paths, weighted networks, and centrality. *Physical Review E*, 64(1), 2001.
27. Leo Katz. A new status index derived from sociometric analysis. *Psychometrika*, 18(1):39–43, 1953.
28. Phillip Bonacich. Factoring and weighting approaches to status scores and clique identification. *Journal of Mathematical Sociology*, 2(1):113–120, 1972.
29. G. J. Baxter, S. N. Dorogovtsev, A. V. Goltsev, and J. F. F. Mendes. Bootstrap percolation on complex networks. *Physical Review E*, 82, 2010.
30. S. N. Dorogovtsev, J. F. F. Mendes, and A. N. Samukhin. Size-dependent degree distribution of a scale-free growing network. *Phys. Rev. E*, 63:062101, May 2001.
31. Sergey V. Buldyrev, Roni Parshani, G. Paul, H. Eugene Stanley, and Shlomo Havlin. Catastrophic Cascade of Failures in Interdependent Networks. *Nature*, abs/1012.0:1025–1028, 2010.
32. Jin-Hua Zhao, Yusupjan Habibulla, and Hai-Jun Zhou. Statistical mechanics of the minimum dominating set problem. *arXiv:1410.4607*, 10 2014.